

ARIZONA DEPARTMENT OF TRANSPORTATION

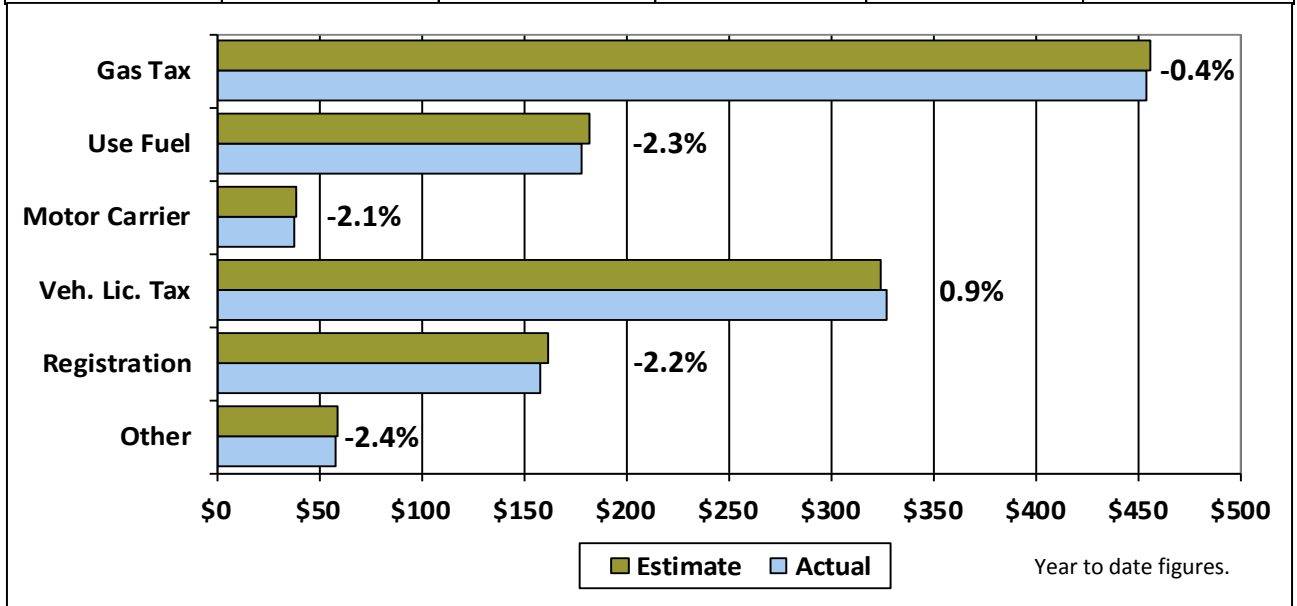
HIGHWAY USER REVENUE FUND

JUNE 2013

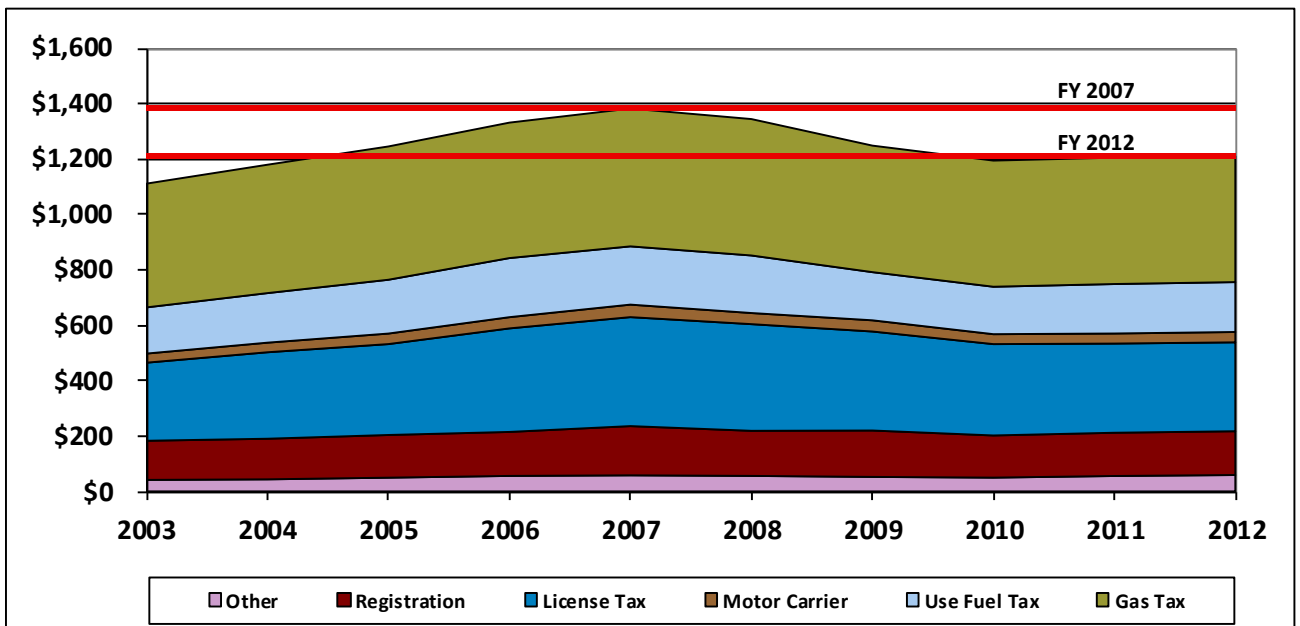
(DOLLARS IN MILLIONS)

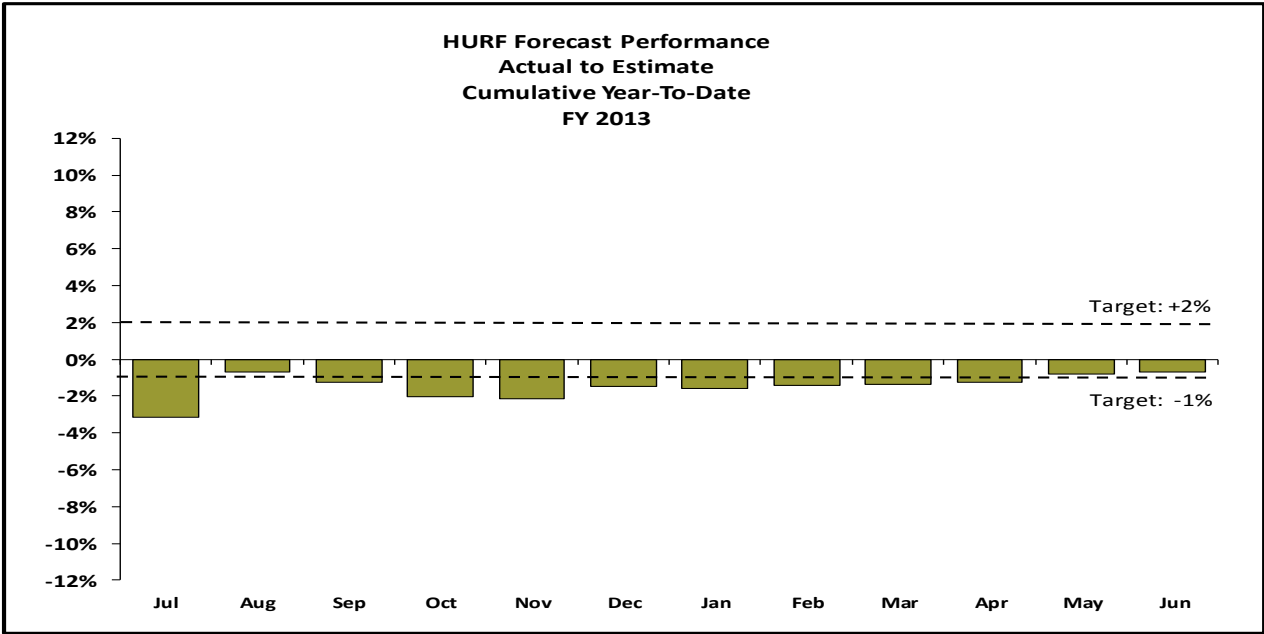
Current Revenue Trends

June			Year-To-Date		
FY 2012 Act.	FY 2013 Act.	Change	FY 2012 Act.	FY 2013 Act.	Change
\$105.4	\$103.1	-2.1%	\$1,210.6	\$1,210.0	0.0%
FY 2013 Act.	FY 2013 Est.	Change	FY 2013 Act.	FY 2013 Est.	Change
\$103.1	\$102.9	0.2%	\$1,210.0	\$1,218.7	-0.7%



Historical Revenue Trends By Category





Summary:

FY 2013 HURF revenues totaled \$1,210.0 million, even with FY 2012 but 0.7 percent below the estimate. June HURF collections amounted to \$103.1 million, a decrease of 2.1 percent from June 2012 but 0.2 percent above the estimate. All major HURF revenue categories posted negative year-over-year growth, except the **Vehicle License Tax (VLT)**. After two straight years of positive year-over-year growth, HURF revenues posted no growth in FY 2013. HURF revenues remain at FY 2004-2005 revenue levels.

Highlights:

- FY 2013 marks the first year since FY 2006 that the **VLT** revenue category posted positive year-over-year growth with a modest 1.7 percent increase over FY 2012. The **VLT** revenue category growth was driven by continued strong growth in brand new car and new to Arizona registrations along with modest growth in the renewal fleet registrations.
- The **Gas Tax** and **Use Fuel Tax** revenue categories recovered in the second half of FY 2013, but not enough to finish the year with positive year-over-year growth.

