



How to Prequalify

SUNDT SUBCONTRACTORS



SUNDT

SUBCONTRACTORS

All subcontractors are required to get prequalified regardless of the dollar size of the contract.

- Experience Modification Rating (EMR)
- Contractor's License(s) (Federal not required)
- Business Certification(s) i.e., SBE, DVBE (upload certs) – if applicable
- Project History & References
- If prequalifying for more than \$250k per project, the following documentation is required:
 - Bonding Letter
 - Financial Statements (externally prepared)
 - Biannual renewal of financial statement review
- If you are not comfortable submitting financial statements via online portal or email, you can share screen via GoToMeeting or Teams
- Prequalification required to be renewed annually if prequalifying for less than \$250k per project


VENDOR REGISTRATION

Suppliers, rentals, professional services and other vendors can email prequal@subqual-llc.com to register as a vendor, and do not need to prequalify through the subcontractor portal.

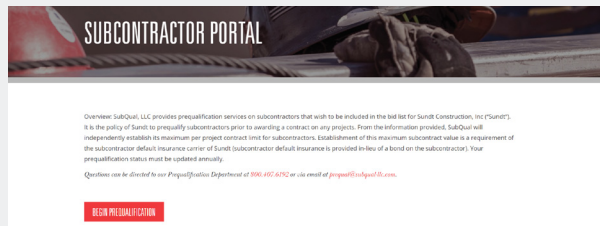
- No financials required
- No EMR required (only if applicable to your trade)
- Note in your email what you self-perform
- Visit sundt.com/partnerships to find a list of vendors that are exempt from prequalification

How to Prequalify SUBCONTRACTOR PORTAL STEPS

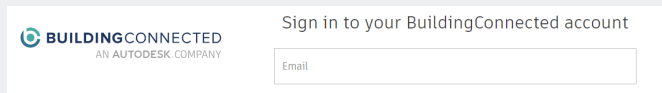
1. Visit **Sundt.com** and select **Subcontractor Portal** from the **Trade Partners** tab.



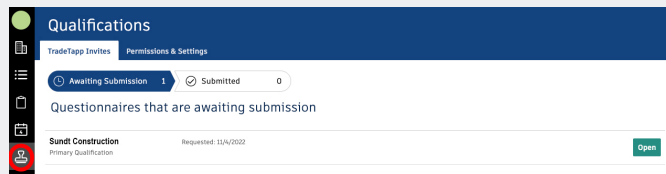
2. Read through our subcontractor portal guide and click **Begin Prequalification**.




3. Log into or register with Building Connected



4. Navigate to the Sundt Construction Inc prequal using the stamp icon in the toolbar.



5. Start prequalification. Be sure to submit all requested information.
Missing information will hold up the process and your ability to receive bid invites.



VISIT OUR SUBCONTRACTOR PORTAL & BEGIN PREQUALIFICATION
SUNDT.COM/SUBCONTRACTOR-PORTAL/

