

Director's Office

Douglas A. Ducey, Governor
John S. Halikowski, Director
Scott Omer, Deputy Director/Chief Operating Officer
Kevin Biesty, Deputy Director for Policy
Dallas Hammit, Deputy Director for Transportation

August 31, 2021

The Honorable Douglas A. Ducey
Governor of Arizona
Executive Tower
1700 West Washington Street
Phoenix, AZ 85007

Dear Governor Ducey:

The transportation system in Arizona continues to be one of the nation's best, but it is not without challenges. Highway deterioration and the number of traffic fatalities continue to be key challenges faced by ADOT and the transportation system. ADOT takes very seriously its responsibility to protect the infrastructure investment Arizonans have made, and to promote transportation safety through the implementation of traffic fatality breakthrough actions. We thank you for your collaboration and support for transportation and its importance to a strong, innovative economy that propels economic opportunity for all Arizonans, as well as transportation safety for the traveling public on Arizona's highways.

Promoting transportation safety is identified in ADOT's FY 2022 strategic plan as the number one strategic priority. Reducing roadway crashes has also been prioritized as the number one annual objective in the Strategic Plan. Initiatives identified to help accomplish this include: (1) improving safety outcomes in the 50 highest crash locations and (2) reducing unpermitted overweight commercial carriers. Other five year strategic priorities aimed at improving ADOT operations include, focusing on enhancing the ADOT culture, boosting employee engagement, increasing the value delivered to customers, and maximizing resources.

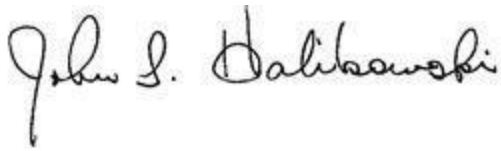
ADOT is fully committed to the implementation of the Arizona Management System (AMS) and has incorporated its principles into how the agency is managed. Each budget request is directly linked to the fundamentals map, the agency's strategic plan, and the agency's x-matrix.

ADOT is asking for a \$4,614,700 increase, or 1.0%, to its \$470,815,200 operating budget appropriation. Highlights of items included in the request include: base budget adjustments for highway maintenance for newly constructed highways and driver license/license plate issuance; increased capacity at MVD offices to accommodate anticipated demand for travel IDs due to federal ID requirements beginning May 3, 2023; an upgrade to the driver license security software system; adequate funding of ADOT vehicle and heavy equipment replacement; and improvements to building security in 11 Motor Vehicle Division offices. ADOT is also requesting a decrease of over \$9 million to its budget due to risk management payments assessed to ADOT that exceed the ADOA risk premium formula.

ADOT remains committed to improving the efficiency and effectiveness of the entire organization by embracing innovative technology and process improvements. ADOT is committed to creating a culture that promotes efficiency and innovation, maximizes the use of existing funding sources, and protects our existing transportation infrastructure.

I look forward to reviewing this budget request with you and your staff.

Sincerely,

A handwritten signature in black ink that reads "John S. Halikowski". The signature is written in a cursive style with a large initial "J" and "H".

John S. Halikowski
Director

Attachment 1: ADOT FY 2022 Strategic Plan and X-Matrix

Vision: Moving AZ. Becoming the safest, most reliable transportation system in the nation.

Mission: Connecting AZ. Everyone. Everywhere. Every Day.

Agency Description: The Arizona Department of Transportation is responsible for planning, constructing, and maintaining the State's transportation system.

The Department also provides drivers license and registrations services; is responsible for commercial vehicle enforcement and registration compliance; and operates the Grand Canyon National Park Airport.

Executive Summary: The Arizona Department of Transportation (ADOT) has identified four strategic priorities to reach our vision:

Transportation Safety: implementing the most effective safety improvement countermeasures will help promote safe driving behaviors and reduce roadway crashes in high risk areas.

Employee Engagement: ensuring that our employee's basic needs are met and that they are inspired and enabled to function at the highest level will allow ADOT to thrive well into the future.

Customer Value: creating an enterprise-wide understanding of customer value and leveraging the customer-supplier relationship to improve and innovate our business processes will ensure we stay ahead of changing customer needs.

Maximize Resources: pursuing innovations and organizational efficiencies will save money, increase agency capacity, and lead to more investment in the transportation system.

Summary of Multi-Year Strategic Priorities

#	Five Year Strategy	Start Year	Progress / Successes
1	Promote Transportation Safety	2018	<ul style="list-style-type: none"> Targeted countermeasures helping to reduce roadway crashes in high risk areas Improved electronic reporting helping law enforcement deliver faster and more accurate crash data New technology at ports-of-entries helping to improve and strengthen commercial vehicle safety inspections
2	Build a Culture of Highly Engaged Employees	2018	<ul style="list-style-type: none"> Achieved agency goal of all AMS elements at 3.0 or higher Deployed AMS training to 3,000 front line employees
3	Deliver Value to the Customer	2018	<ul style="list-style-type: none"> Implemented state-of-the-art MVD legacy system replacement Expanded the number of MVD services offered online
4	Maximize Resources	2018	<ul style="list-style-type: none"> Annually, 7,000+ kaizen improvement ideas submitted and standardized by ADOT employees (Over 30K since inception)

Strategy #	FY22 Annual Objectives	Objective Metrics	Annual Initiatives
1	Reduce roadway crashes	<ul style="list-style-type: none"> Crash report backlog Percent overweight CVS 	<ul style="list-style-type: none"> Improve safety outcomes in the 50 highest crash locations Reduce unpermitted overweight commercial carriers
2	Improve our ability to recruit and retain the best talent	<ul style="list-style-type: none"> Percent regrettable attrition Percent remote capable Employee engagement score 	<ul style="list-style-type: none"> Define and implement Work from Anywhere Program
3	Maximize efficiencies and confidence in MVD service delivery	<ul style="list-style-type: none"> Office experience time Level 2 call center hold time Number REAL-ID licenses issued 	<ul style="list-style-type: none"> Improve customer experience time Transition drivers to Travel ID
4	Improve/maintain the transportation system condition based on existing revenues	<ul style="list-style-type: none"> Achieve project milestones Pavement treatments (miles) 	<ul style="list-style-type: none"> Deliver federal and state funded life expansion projects I-10 improvements from Phoenix to Casa Grande I-17 expansion from Anthem to Sunset Point Install broadband on I-17 and I-19
	Improve reliability of core business processes	<ul style="list-style-type: none"> Incident Resolution Time Project Request Time 	<ul style="list-style-type: none"> Improve IT processes Optimize ADOT Footprint
	Finalize the transition of state fleet to ADOT	<ul style="list-style-type: none"> Achieve transition plan milestones 	<ul style="list-style-type: none"> Phase 1: complete transition of licensed over the road light duty fleet owned by ADOA Phase 2: transition licensed over the road light duty fleet purchased outside of ADOA fleet program Phase 3: Develop plan to incorporate rogue fleet



FY 2021 - 2023 Strategic Plan - Arizona Department of Transportation

Correlation				FY 2021 Objectives					Correlation / Contribution										Accountability																																																																																																																																																																																																																																																																																																																																																																																																																																																																																																																																																																																																																																																																																																																																																																																																																																																																																																																																																																																																																																																																																																																																																																																																																																																																																																																																																																																																																																																																																																																		
		O	H		4	Improve our ability to attract and retain the best talent												H	H																																																																																																																																																																																																																																																																																																																																																																																																																																																																																																																																																																																																																																																																																																																																																																																																																																																																																																																																																																																																																																																																																																																																																																																																																																																																																																																																																																																																																																																																																																																		

Revised: 08/3/21

Table of Contents

<u>Transmittal Statement</u>	<u>6</u>
<u>Revenue</u>	<u>8</u>
<u>Sources & Uses</u>	<u>80</u>
<u>Funding Issues</u>	<u>139</u>
<u>Highway Maintenance – New Lane Miles</u>	<u>152</u>
<u>Highway Maintenance – South Mountain Freeway</u>	<u>158</u>
<u>Driver License and License Plate Volume Increase</u>	<u>166</u>
<u>Enterprise Compensation Strategy</u>	<u>170</u>
<u>Driver License Security Software Upgrade</u>	<u>172</u>
<u>FAST System Replacement</u>	<u>177</u>
<u>Travel ID Volume Increase</u>	<u>186</u>
<u>Increase to Vehicle Replacement SLI</u>	<u>191</u>
<u>MVD Security Modernization (Phase 1)</u>	<u>199</u>
<u>Risk Management Premium Adjustment</u>	<u>206</u>
<u>Integrated Workplace Management System</u>	<u>209</u>
<u>Vehicle Inspection & Certificate of Title Enforcement Fund Backfill</u>	<u>213</u>
<u>Unisys Invoice Supplemental - FY 2017</u>	<u>216</u>
<u>Technical Adjustments</u>	<u>219</u>
<u>Correct Jerome Highway Construction Project Appropriation</u>	<u>221</u>
<u>Fleet: Addition of Non-Managed Vehicles</u>	<u>223</u>
<u>All Fund Summary</u>	<u>224</u>
<u>Select Fund Summary</u>	<u>227</u>
<u>Program 1 - Administration</u>	<u>263</u>
<u>Program Unit 1-1 Director's Office/Transportation Board</u>	<u>286</u>
<u>Program Unit 1-2 Transportation Support Services</u>	<u>294</u>
<u>Program Unit 1-3 Arizona Highways Magazine</u>	<u>318</u>
<u>Program Unit 1-4 SLI Attorney General Legal Services</u>	<u>326</u>
<u>Program Unit 1-7 SLI Vehicle Replacement</u>	<u>333</u>
<u>Program Unit 1-8 SLI Vehicle License Tax Deposit</u>	<u>340</u>
<u>Program 2 – Intermodal Transportation</u>	<u>347</u>
<u>Program Unit 2-1 SLI Maintenance</u>	<u>366</u>
<u>Program Unit 2-2 Construction</u>	<u>378</u>
<u>Program Unit 2-3 Intermodal Transportation Planning</u>	<u>392</u>
<u>Program Unit 2-4 SLI Vehicles and Heavy Equipment</u>	<u>406</u>
<u>Program Unit 2-7 SLI Driver Safety and Livestock Control</u>	<u>414</u>
<u>Program Unit 2-8 SLI Highway Damage Recovery Account</u>	<u>421</u>
<u>Program Unit 2-11 SLI Preventative Surface Treatments</u>	<u>428</u>
<u>Program 3 – Motor Vehicle Division</u>	<u>436</u>
<u>Program Unit 3-1 Customer Service</u>	<u>451</u>
<u>Program Unit 3-2 Motor Vehicle Enforcement Services</u>	<u>466</u>
<u>Program Unit 3-5 SLI Authorized Third Parties</u>	<u>481</u>

<u>Program 4 – State Motor Vehicle Fleet.....</u>	<u>491</u>
<u>Program Unit 4-2 SLI State Fleet Operations</u>	<u>496</u>
<u>Program Unit 4-3 SLI State Fleet Vehicle Replacement</u>	<u>504</u>
<u>Administrative Costs</u>	<u>512</u>
<u>Organization Chart.....</u>	<u>513</u>



State of Arizona Budget Request

State Agency

Department of Transportation

A.R.S. Citation: 28 - 103

Governor DUCEY:

This and the accompanying budget schedules, statements and explanatory information constitute the operating budget request for this agency for Fiscal Year 2023.

To the best of my knowledge all statements and explanations contained in the estimates submitted are true and correct.

Agency Head: John Halikowski

Title: Director

John Halikowski 8/31/2021

(signature)

Phone: (602) 712-6594

Appropriated Funds

	FY 2022 Approp	FY 2023 Fund. Issue	FY 2023 Total Budget
Total Amount Requested:	470,815.2	4,056.5	474,871.7
General Fund	3,300.0	(3,300.0)	0.0
State Aviation Fund	2,014.2	0.0	2,014.2
State Highway Fund	414,704.1	5,426.1	420,130.2
Highway Damage Recovery Account Fund	8,000.0	0.0	8,000.0
Transportation Department Equipment Fund	19,285.2	0.0	19,285.2
Safety Enforcement and Transportation Infrastructure Fund	0.0	0.0	0.0
Ignition Interlock Device Fund	351.1	0.0	351.1
Air Quality Fund	324.5	0.0	324.5
Vehicle Inspection and Certificate of Title Enforcement Fun	2,094.6	(300.0)	1,794.6
Motor Vehicle Liability Insurance Enforcement Fund	1,772.2	2,230.4	4,002.6
Highway User Revenue Fund	701.6	0.0	701.6
State Motor Vehicle Fleet Recapitalization Fund - NEW	4,500.0	0.0	4,500.0
State Vehicle Replacement Fund	0.0	0.0	0.0
State Fleet Operations Fund	0.0	0.0	0.0
State Motor Vehicle Fleet Operations Fund - NEW	13,767.7	0.0	13,767.7

Non-Appropriated Funds

	FY 2022 Expd. Plan	FY 2023 Fund. Issue	FY 2023 Total Budget
Total Amount Planned:	20,190.4	558.2	20,748.6
State Aviation Fund	0.0	0.0	0.0
Regional Area Road Fund - Maricopa County	0.0	0.0	0.0
State Highway Fund	7,110.5	0.0	7,110.5
Arizona Highways Magazine Fund	4,830.9	0.0	4,830.9
ADOT Federal Programs Fund	0.0	0.0	0.0
Abandoned Vehicles Administration Fund	1,000.0	0.0	1,000.0
Economic Strength Project Fund	1,000.0	0.0	1,000.0
Motor Carrier Safety Revolving Fund	0.5	0.0	0.5
Shared Location & Advertisement Agreement Expense	0.0	0.0	0.0
Employee Recognition Fund	13.0	0.0	13.0
Grant Anticipation Notes Fund	0.0	0.0	0.0
IGA and ISA Fund	1,354.4	186.7	1,541.1
Statewide Special Plates Fund	5,252.6	0.0	5,252.6
Title VI - Coronavirus Relief Fund - NEW	0.0	0.0	0.0
Governor's Emergency Education Relief Fund	(371.5)	371.5	0.0
Highway User Revenue Fund	0.0	0.0	0.0



State of Arizona Budget Request

State Agency

Department of Transportation

Local Agency Deposits Fund	0.0	0.0	0.0
Rental Tax and Bond Deposit Fund	0.0	0.0	0.0
State Highway Fund Bonds Debt Service Fund	0.0	0.0	0.0
Regional Area Road Fund Debt Service Fund	0.0	0.0	0.0

Total:	491,005.6	4,614.7	495,620.3
--------	-----------	---------	-----------

Prepared By: **Jacob Gable**

Email Address: **Jgable@azdot.gov**

Date Prepared: **Tuesday, August 31, 2021**

Revenue Schedule

Agency: Department of Transportation

Fund: AA1000 General Fund

AFIS Code	Category of Receipt and Description	FY 2021	FY 2022	FY 2023
4161	MOTOR VEHICLE TAX	24,052.6	709.4	709.4
4165	MOTOR VEHICLE FUEL TAX	14,428.0	12,919.2	12,919.2
4199	OTHER MISCELLANEOUS TAXES	(22.7)	0.0	0.0
4411	MOTOR VEHICLE LICENSES AND REGISTRATION	0.0	0.0	0.0
4419	OTHER LICENSES	11.2	15.2	15.2
Fund Total:		38,469.1	13,643.8	13,643.8

ADOT REVENUE FORECAST METHODOLOGY

Fund No:	1000
Fund Name:	State General Fund
Citation:	A.R.S. § 28-4302, 5808, 8345, 9504
Fund Description:	
<p>ADOT began recognizing deposits to the general fund in December 2017. Previously, revenue destined for the general fund was transferred from the ADOT-MVD clearing fund as negative revenue to ADOA before being deposited in the general fund.</p> <p>The consistent sources of revenue deposited to the general fund are:</p> <ul style="list-style-type: none"> • Vehicle dealers license fees for dealers who have a contractual relationship with a third-party lender (\$300 initial license fee and \$150 annual renewal per A.R.S. § 28-4302) • Abandoned vehicle fees (after the 20% distribution to the abandoned vehicle fund per A.R.S. § 28-5808.D) <ul style="list-style-type: none"> ○ 90% of fees collected for vehicles abandoned on state land ○ 60% of fees collected for vehicles abandoned on federal land • Vehicle license taxes (VLT) from five-year registrations (the difference between the five-year VLT and what the VLT would have been if the owner opted for a two-year registration per A.R.S. § 28-5808.E) • Aircraft license taxes (50% of aircraft license tax revenues per A.R.S. § 28-8345) • Vehicle for hire fees per A.R.S. § 28-9504 <ul style="list-style-type: none"> ○ \$24 per vehicle for a three-year permit ○ Maximum of \$1,000 per applicant ○ Civil penalties up to \$1,500 per infraction at each business location <p>In FY 2020 and FY 2021 \$23,343,200 was transferred from the State Highway Fund to the General Fund pursuant to Laws 2019, 1st Regular Session, Chapter 263 (HB2747), Section 169 and Laws 2020, 2nd Regular Session, Chapter 58 (SB1692), Section 13.</p>	

Forecast Methodology: (include key revenue drivers, assumptions, or changes to the fund)
<p>The significant revenue sources for ADOT's contribution to the general fund are abandoned vehicle fees (56%), aviation license revenue (28%), and five-year VLT (15%). For abandoned vehicle fees, five-year VLT, aircraft license taxes revenue, vehicle for hire fees, and vehicle dealer license fees, the FY 2021 and FY 2022 revenue forecasts expect there to be falling revenues, but we are unable to forecast accurately until we have a better knowledge of the economic impacts stemming from the coronavirus pandemic.</p> <p>Laws 2017, SB 1531, Ch. 312 changed the distribution of jet fuel taxes from the general fund to the state aviation fund and requires ADOT to deposit 50% of aircraft license tax revenues to the general fund to offset the change. The remaining aircraft revenues related to A.R.S. § 28-8345 are distributed as follows: 35% to the state aviation fund, 9.5% to the counties, and 5.5% to the cities and towns.</p> <p>The \$23,343,200 that was transferred from the State Highway Fund to the General Fund in FY 2020 and FY 2021. FY 2022 or FY 2023 is not transferred by the Legislature</p>

Revenue Schedule

Agency: Department of Transportation

Fund: DT2005 State Aviation Fund

AFIS Code	Category of Receipt and Description	FY 2021	FY 2022	FY 2023
4111	TRANSACTION PRIVILEGE TAX	5,054.6	5,102.2	5,153.2
4165	MOTOR VEHICLE FUEL TAX	324.9	343.7	343.7
4174	IN LIEU TAXES - SALT RIVER PROJECT	30.0	0.0	0.0
4182	FLIGHT PROPERTY TAX	12,714.7	12,714.7	12,714.7
4183	AIRCRAFT TAXES	3,047.8	3,259.5	3,357.3
4199	OTHER MISCELLANEOUS TAXES	(14.4)	0.0	0.0
4213	FEDERAL GRANTS - CAPITAL	5,288.3	8,352.4	11,524.2
4231	STATE AND LOCAL GOVT GRANTS - OPERATING	0.0	0.0	0.0
4236	STATE AND LOCAL GOVERNMENT - OTHER	464.4	593.5	350.0
4321	PARKING	10.0	25.8	28.2
4323	CONCESSIONS	170.1	452.9	495.3
4326	COMMERCIAL SPACE	195.1	214.7	234.8
4339	OTHER FEES AND CHARGES FOR SERVICES	45.5	182.5	199.6
4631	TREASURERS INTEREST INCOME	251.7	400.4	182.0
4632	RENTAL INCOME	76.5	84.2	92.1
4635	LOAN AND OTHER INTEREST INCOME	13.2	20.9	15.6
4645	CREDIT CARD DISCOUNT FEES PAID	(80.8)	(88.9)	(97.3)
4647	CREDIT CARD PROCESSING FEES PAID	(1.6)	(1.8)	(1.9)
4699	MISCELLANEOUS RECEIPTS	19.4	92.1	75.9
4821	PRIOR YEAR REIMBURSEMENT - REFUNDS	0.0	0.0	0.0
4823	CURRENT YEAR REIMBURSEMENTS -REFUNDS	0.2	0.0	0.0
4901	OPERATING TRANSFERS IN	18,000.0	0.0	0.0
Fund Total:		45,609.7	31,748.8	34,667.4

ADOT REVENUE FORECAST METHODOLOGY

Fund No:	DT2005
Fund Name:	Aviation Fund
Citation:	A.R.S. § 28-8202
Fund Description:	
<p>The aviation fund is used to operate the Grand Canyon National Park Airport (GCNA), ADOT's aeronautics group, and fund the airport capital improvement program (ACIP). The ACIP can be broken into six subprograms. The subprograms consist of:</p> <ul style="list-style-type: none"> • airport development grants through the state/local grants(SL grants) program • airport development grants through the federal/state/local grant (FSL grants) program • airport pavement management system (APMS) program • aviation system planning and aviation services program (SASP) • airport development loan program (ADLP) – currently suspended • Grand Canyon Airport capital program <p>ADOT distributes funds for the SL subprograms in the form of grants for airport projects that do not include federal aviation administration (FAA) grants. The grants typically provide funds for 90% of the project cost with the airport providing the 10% match. Projects funded by SL grants include design, construction, safety, security, capacity improvement, environmental, planning, and minor land acquisition.</p> <p>When an airport receives a federal grant, it can request ADOT to pay for one half of its match. The FAA provides grants through the FSL program for design, construction, safety, security, capacity enhancement, environmental, planning, and minor land acquisitions.</p> <p>Through the APMS program, ADOT annually identifies airport pavement maintenance projects eligible for funding for the upcoming five years. These projects will appear in the state's Five-Year Airport Capital Improvement Program. The airport sponsor may sign an intergovernmental agreement (IGA) with ADOT to participate in the ACIP. The state transportation board (STB) approves the projects in the Five-Year Airport Capital Improvement Program.</p> <p>The SASP program is used by ADOT to perform state-wide system studies and projects. Typical projects include state airport system planning, economic impact of aviation, unique projects considered beneficial to the state as a system, Arizona flight charts, and site location studies.</p> <p>The Grand Canyon Airport (GCA) is operated by ADOT. The GCA does apply for and receive FSL grants, but since it is owned by ADOT the entire required match is funded from the Aviation Fund.</p> <p>A.R.S. §28-8322 requires aircraft based in Arizona to be licensed and registered in Arizona. A.R.S. §28-8202 requires 35% of registration fees and all flight property tax, jet fuel excise tax, aircraft dealer licensing, and aviation fuel taxes paid by pilots and aircraft owners to be deposited to the State Aviation Fund.</p>	

Forecast Methodology: (include key revenue drivers, assumptions, or changes to the fund)

Key fund drivers include the following:

- aviation fuel tax
- flight property tax
- aircraft registration taxes
- jet fuel excise tax
- federal grants
- state and local government deposits for APMS projects
- Grand Canyon Airport revenues related to
 - parking
 - concessions
 - commercial space
 - other fees and charges for services
 - rental income
- investment interest earnings
- loan and other interest income
- credit card fees

The primary revenue sources for the aviation fund are flight property tax and aircraft taxes. However, in FY 2017, statutory amendments (SB 1531) changed the portion of aircraft tax and jet fuel excise tax distributed to the aviation fund. A.R.S. § 28-8345 requires 35% of aircraft taxes to be distributed to the aviation fund and the remaining 65% distributed to the state general fund; previously 100% of aircraft taxes were distributed to the aviation fund. The FY 2017 statutory changes also require 100% of jet fuel excise taxes to be distributed to the aviation fund whereas prior to the change 100% was distributed to the state general fund. These changes resulted in the fund's primary revenue sources being the flight property tax, jet excise tax, and aircraft tax.

Forecasts reflect the removal of General Fund operating appropriations to the fund (\$10 M in FY 2020 and \$18M in FY 2021) and base revenue category year over year growth of 15.0% in FY 2022 and 8.1% in FY 2023. Forecast base revenue growth is primarily due to an anticipated increase in federal grant funding for programmed capital projects. Anticipated base revenue growth also reflects anticipated increases in flights and passenger traffic, which are expected to drive additional revenue from parking, concessions and other terminal fees such as passenger fees, landing fees and gate fees.

Revenue Schedule

Agency: Department of Transportation

Fund: DT2029 Regional Area Road Fund - Maricopa County

AFIS Code	Category of Receipt and Description	FY 2021	FY 2022	FY 2023
4111	TRANSACTION PRIVILEGE TAX	371,846.7	419,766.8	444,182.7
4211	FEDERAL GRANTS	11.7	0.0	0.0
4213	FEDERAL GRANTS - CAPITAL	200,118.2	181,547.0	313,891.0
4232	STATE AND LOCAL GOVT GRANTS - CAPITAL	17,372.4	20,127.0	39,711.0
4381	SALE OF CAPITAL ASSETS	2,060.7	1,191.0	1,266.0
4631	TREASURERS INTEREST INCOME	2,689.3	3,071.6	2,765.4
4632	RENTAL INCOME	669.7	605.6	605.6
4699	MISCELLANEOUS RECEIPTS	249.5	1,211.4	1,211.4
4901	OPERATING TRANSFERS IN	(45.2)	0.0	0.0
Fund Total:		594,972.9	627,520.4	803,633.1

ADOT REVENUE FORECAST METHODOLOGY

Fund No:	DT2029
Fund Name:	ADOT Maricopa Regional Area Road Fund
Citation:	A.R.S. § 28-6302, 42-6105
Fund Description:	
<p>In 2004, Maricopa County voters approved Proposition 400 that extended a ½ cent transportation excise (sales) tax. Of the taxes collected, 33.3% is distributed to the public transportation fund administered by the Maricopa County Regional Public Transportation Authority, while the remaining 66.7% is distributed to the Arizona Department of Transportation (ADOT)- administered regional area road fund (RARF). The 66.7% is comprised of 56.2% of Prop 400 collection dedicated for capital improvements to freeways and routes of the state system in the regional transportation plan for Maricopa County and 10.5% of Prop 400 collections for use on major arterial streets and intersection improvements in Maricopa County.</p>	

Forecast Methodology: (include key revenue drivers, assumptions, or changes to the fund)
<p>The Maricopa Association of Governments (MAG) regional transportation plan's freeway program cash flow is a detailed model used to plan revenues and expenditures for the life cycle program that covers the period from January 2006 through the end of the Proposition 400 supported Freeway Lifecycle Program. It is a planning tool that projects future cash balances and also contributes to the planned timing and amount of future bond issues.</p> <p>The cash flow is updated regularly and incorporates the annual risk analysis process (RAP) excise tax revenue forecast update produced each fall. The RAP relies on probability analysis and the independent variables used in the model. The independent variables currently in use are the Maricopa County nominal personal income growth, Maricopa County population growth, and Maricopa County construction employment growth, among others.</p> <p>Revenues deposited into the RARF fund are comprised of the 66.7% of the county excise tax, reimbursements from FHWA on federally eligible project expenditures, and interest earned on invested balances, among other sources. The county excise tax revenues forecasted by the RAP process is from a ½ cent transaction privilege tax on business activities including but not limited to retail sales, contracting, utilities, rental of real and personal property, and restaurant and bar receipts.</p> <p>A detailed explanation of the forecast methodology for the Arizona Department of Transportation (ADOT) Maricopa County Transportation excise tax revenues can be found on the internet at www.azdot.gov. On the home page hover over <i>About</i>, click on <i>Financial Management Services</i>, click on <i>Transportation Funding</i>, click on <i>Regional Area Road Fund (RARF)</i>, and then click on <i>RARF Forecasting Process and Results SFY 2021-2026</i>. This data can be accessed directly at the URL address:</p> <p>https://apps.azdot.gov/files/FMS/RARF/Forecasting/rarfcstproc2126.pdf</p>

Revenue Schedule

Agency: Department of Transportation

Fund: DT2030 State Highway Fund

AFIS Code	Category of Receipt and Description	FY 2021	FY 2022	FY 2023
4161	MOTOR VEHICLE TAX	194,678.7	228,220.7	240,529.7
4162	MOTOR CARRIER TAX	11,592.5	12,992.9	13,623.7
4165	MOTOR VEHICLE FUEL TAX	370,021.6	409,223.0	419,099.3
4167	WATERCRAFT FUEL TAX	79.4	79.0	78.6
4199	OTHER MISCELLANEOUS TAXES	715.9	715.9	715.9
4211	FEDERAL GRANTS	17,525.4	18,051.2	18,592.7
4213	FEDERAL GRANTS - CAPITAL	400,818.7	527,135.0	644,025.8
4231	STATE AND LOCAL GOVT GRANTS - OPERATING	26.8	0.0	0.0
4232	STATE AND LOCAL GOVT GRANTS - CAPITAL	(59.1)	45,009.0	12,861.9
4236	STATE AND LOCAL GOVERNMENT - OTHER	(5.0)	0.0	0.0
4319	TITLE CERTIFICATE FEES	12,721.0	12,655.1	13,145.5
4332	OTHER EDUCATION FEES	206.6	206.6	206.6
4339	OTHER FEES AND CHARGES FOR SERVICES	5,765.9	5,605.2	5,751.7
4372	PUBLICATIONS AND REPRODUCTIONS	0.5	0.5	0.5
4381	SALE OF CAPITAL ASSETS	51.5	51.5	51.5
4411	MOTOR VEHICLE LICENSES AND REGISTRATION	127,951.6	140,405.4	145,580.3
4412	MOTOR VEHICLE DRIVER LICENSES	19,607.1	20,490.1	21,000.5
4413	MOTOR CARRIER TAX LICENSES	0.9	0.9	0.9
4415	OCCUPATIONAL AND PROFESSIONAL LICENSES	19.9	19.9	19.9
4419	OTHER LICENSES	10,592.1	10,943.0	11,301.6
4431	MOTOR VEHICLE PERMITS	5,953.6	6,351.2	6,551.9
4439	OTHER PERMITS	98.7	98.7	98.7
4511	COURT ASSESSMENTS	332.1	332.1	332.1
4519	OTHER FINES OR FORFEITURES OR PENALTIES	0.7	0.7	0.7
4616	PRIVATE GRANTS	8,589.7	0.0	0.0
4631	TREASURERS INTEREST INCOME	3,529.7	2,931.0	3,431.4
4632	RENTAL INCOME	8,341.0	8,591.3	8,849.0
4645	CREDIT CARD DISCOUNT FEES PAID	(8,766.1)	(8,468.9)	(8,736.5)
4647	CREDIT CARD PROCESSING FEES PAID	(4.0)	(11.2)	(11.2)
4699	MISCELLANEOUS RECEIPTS	13,586.9	25,468.7	26,151.9
4821	PRIOR YEAR REIMBURSEMENT - REFUNDS	15.8	15.8	15.8
4823	CURRENT YEAR REIMBURSEMENTS -REFUNDS	39.2	39.2	39.2
4871	RESIDUAL EQUITY ADJUSTMENT	(318.2)	(8,167.0)	(8,167.0)
4901	OPERATING TRANSFERS IN	51,035.9	47,944.6	21,767.2
Fund Total:		1,254,747.0	1,506,931.1	1,596,909.8

ADOT REVENUE FORECAST METHODOLOGY

Fund No:	DT2030
Fund Name:	State Highway Fund
Citation:	A.R.S. § 28-6991
Fund Description:	
<p>Monies in the fund consist of statutory transfers from the highway user revenue fund (HURF). The state highway fund (SHF) receives 50.5% of HURF revenues after various distributions are made. The SHF's share of HURF is distributed by statute, with 12.6% to the Maricopa Association of Governments (MAG) and Pima Association of Governments (PAG), and another 2.6% of the SHF's share of HURF is distributed to MAG and PAG by board policy. The SHF supports the Arizona Department of Transportation's (ADOT's) costs of engineering, construction and maintenance of state highways and state routes, ADOT's administrative expenses, and law enforcement on state highways.</p>	

Forecast Methodology: (include key revenue drivers, assumptions, or changes to the fund)
<p>The statewide program cash flow is a detailed model used to plan revenues and expenditures for the five year transportation facilities construction program. It is a planning tool that projects future cash balances and also contributes to the planned timing and amount of future bond issues. The cash flow is updated regularly and incorporates the annual risk analysis process (RAP) revenue forecast update produced each fall. Revenues deposited into the SHF are comprised of the SHF's share of HURF revenues, reimbursements from the Federal Highway Administration (FHWA) on federally eligible project expenditures, and interest earned on invested balances, among other sources.</p> <p>The HURF revenues forecasted by the RAP comes from various taxes and fees on items, including but not limited to, fuel taxes, vehicle license tax (VLT), motor vehicle registrations, motor carrier fees and motor vehicle operator licenses. The independent variables used in the forecast are Arizona nominal personal income, population, non-farm employment, fleet fuel efficiency, and nominal gas price plus the west coast number two nominal diesel price. A detailed explanation of the forecast methodology for the</p> <p>Arizona Department of Transportation (ADOT) can be found on the internet at www.azdot.gov. On the home page, hover over About, click on Financial Management Services, click on Transportation Funding, click on Highway User Revenue Fund, and then click on HURF Forecasting Process and Results SFY 2021-2030. This data can be accessed directly at the URL address:</p> <p>https://apps.azdot.gov/files/FMS/HURF/Forecasting/hurfcstproc2130.pdf</p>

Revenue Schedule

Agency: Department of Transportation

Fund: DT2031 Arizona Highways Magazine Fund

AFIS Code	Category of Receipt and Description	FY 2021	FY 2022	FY 2023
4199	OTHER MISCELLANEOUS TAXES	13.0	4.3	4.3
4322	COMMISSIONS	19.7	29.9	29.9
4339	OTHER FEES AND CHARGES FOR SERVICES	265.9	267.6	267.6
4371	SUBSCRIPTIONS	2,207.9	2,133.6	2,133.6
4372	PUBLICATIONS AND REPRODUCTIONS	1,520.4	1,557.1	1,557.1
4631	TREASURERS INTEREST INCOME	19.6	57.4	57.4
4632	RENTAL INCOME	14.0	16.8	16.8
4647	CREDIT CARD PROCESSING FEES PAID	(37.2)	(29.9)	(29.9)
4699	MISCELLANEOUS RECEIPTS	948.2	823.6	823.6
4821	PRIOR YEAR REIMBURSEMENT - REFUNDS	0.0	0.0	0.0
4823	CURRENT YEAR REIMBURSEMENTS -REFUNDS	0.1	0.1	0.1
Fund Total:		4,971.6	4,860.5	4,860.5

ADOT REVENUE FORECAST METHODOLOGY

Fund No:	DT2031
Fund Name:	AZ Highways Magazine Fund
Citation:	A.R.S. § 28-7315
Fund Description:	Primary revenues consist of receipts generated from sales of the Arizona Highways magazine and other publications. This fund provides for the production and sales of subscriptions, maps, pamphlets, etc.

Forecast Methodology: (include key revenue drivers, assumptions, or changes to the fund)
There are two major revenue drivers for the Arizona Highways magazine fund: magazine subscriptions and related products. Revenues have been relatively consistent from FY 2019 through FY 2021. As a result, FY 2022 and FY 2023 revenue projections are based on three year average revenue (FY 2019 through FY 2021).

Revenue Schedule

Agency: Department of Transportation

Fund: DT2044 Highway Damage Recovery Account Fund

AFIS Code	Category of Receipt and Description	FY 2021	FY 2022	FY 2023
4699	MISCELLANEOUS RECEIPTS	4,582.7	4,959.0	4,959.0
	Fund Total:	4,582.7	4,959.0	4,959.0

ADOT REVENUE FORECAST METHODOLOGY

Fund No:	DT2044
Fund Name:	Damage Recovery Fund
Citation:	A.R.S. § 28-6994
Fund Description:	<p>Revenue consists of monies received for damage caused to highways and its features by at-fault third parties. Highway features include, but are not limited to pavement, guardrails, lights, traffic signals, fencing, signs, bridges, and other state property in the right-of-way.</p> <p>When a highway feature is damaged by an at-fault third party, the Arizona Department of Transportation (ADOT) uses money from the maintenance special line item (SLI) to do repairs. Repairs include the cost of labor, equipment, materials, and traffic control. This results in deferring planned highway maintenance of the highway. This fund is used for the maintenance of state highways, portions of highways and state routes and is conceptually used to perform the maintenance deferred due to performing these repairs.</p>

Forecast Methodology: (include key revenue drivers, assumptions, or changes to the fund)
<p>Collections from at-fault third parties represent this fund's revenue receipts. Key drivers of the damage recovery fund are the number of lane miles in the highway system, volume of traffic, amount of damage caused by third parties, cost to repair or replace the damaged roadway feature, and ADOT's ability to collect for the damage.</p> <p>ADOT is able to identify an at-fault third party who has damaged the highway between 70% and 80% of the time. The amount collected from these responsible third parties is about 80% of the total damage incurred. As a result of operational improvements in its recovery efforts, ADOT has increased its collections for damage caused by at-fault third parties and it has collected on its back log of outstanding claims.</p> <p>ADOT estimates revenue of \$4,959,000 in FY 2022 and FY 2023 based on a 3 year average of revenue collected in FY 2019 through FY 2021.</p>

Revenue Schedule

Agency: Department of Transportation

Fund: DT2071 Transportation Department Equipment Fund

AFIS Code	Category of Receipt and Description	FY 2021	FY 2022	FY 2023
4369	OTHER INTER-AGENCY REVENUE	799.0	1,191.8	1,298.5
4381	SALE OF CAPITAL ASSETS	(66.7)	297.4	324.0
4631	TREASURERS INTEREST INCOME	20.5	28.5	35.5
4632	RENTAL INCOME	14,198.8	16,095.6	17,532.6
4647	CREDIT CARD PROCESSING FEES PAID	(37.7)	(37.0)	(40.3)
4699	MISCELLANEOUS RECEIPTS	(27.2)	2.1	2.3
4821	PRIOR YEAR REIMBURSEMENT - REFUNDS	22.2	33.0	36.0
4823	CURRENT YEAR REIMBURSEMENTS -REFUNDS	89.2	88.7	96.6
Fund Total:		14,998.1	17,700.1	19,285.2

ADOT REVENUE FORECAST METHODOLOGY

Fund No:	DT2071
Fund Name:	Transportation Department Equipment Fund
Citation:	ARS 28-7006
Fund Description:	
The fund's revenues are derived from charges to the divisions of the Arizona Department of Transportation (ADOT) for renting and repairing vehicles and equipment. In turn, the revenue collected is used to maintain the agency's inventory of automobiles, trucks, heavy equipment, and other field equipment.	

Forecast Methodology: (include key revenue drivers, assumptions, or changes to the fund)

The key revenue drivers for this fund are the number and type of vehicles and equipment serviced.

Revenues declined 6% from FY 2019 (\$17.9M) to FY 2020 (\$16.9M) as the use of vehicles decreased late in FY 2020 due to the COVID-19 pandemic. The revenue decline continued in FY 2021 dropping to \$15.0M, a 16% decline from FY 2019. These revenue declines are not sustainable.

This Transportation Department Equipment Fund is a revolving fund with rates derived to recover costs. Therefore, the revenue should match expenditures or the established appropriation.

As the COVID-19 pandemic wanes ADOT There are two options to ensure sustainability: (1) increased usage and customer volume or (2) increased rates. ADOT forecasts increased revenue in FY 2022 as the full impact of the COVID-19 pandemic diminishes. In addition, ADOT needs to assess rates to ensure costs are being fully recovered.

Actual	Projected	Projected
FY 2021	FY 2022	FY 2023

DT2071

BEGINNING BALANCE	\$ 5,818,200	\$ 1,662,632	\$ 77,532
-------------------	--------------	--------------	-----------

REVENUE SOURCE			
4369 - OTHER INTER-AGENCY REVENUE	\$ 798,987	\$ 1,191,800	\$ 1,298,500
4381 - SALE OF CAPITAL ASSETS	\$ (66,659)	\$ 297,400	\$ 324,000
4631 - TREASURERS INTEREST INCOME	\$ 20,493	\$ 28,500	\$ 35,500
4632 - RENTAL INCOME	\$ 14,198,838	\$ 16,095,600	\$ 17,532,600
4647 - CREDIT CARD PROCESSING FEES PAID	\$ (37,690)	\$ (37,000)	\$ (40,300)
4699 - MISCELLANEOUS RECEIPTS	\$ (27,250)	\$ 2,100	\$ 2,300
4821 - PRIOR YEAR REIMBURSEMENT - REFUNDS	\$ 22,216	\$ 33,000	\$ 36,000
4823 - CURRENT YEAR REIMBURSEMENTS -REFUNDS	\$ 89,197	\$ 88,700	\$ 96,600
TOTAL REVENUE	\$ 14,998,132	\$ 17,700,100	\$ 19,285,200

Revenue Schedule

Agency: Department of Transportation

Fund: DT2097 ADOT Federal Programs Fund

AFIS Code	Category of Receipt and Description	FY 2021	FY 2022	FY 2023
4211	FEDERAL GRANTS	31,560.6	28,758.2	29,198.7
4699	MISCELLANEOUS RECEIPTS	469.5	547.7	547.7
4823	CURRENT YEAR REIMBURSEMENTS -REFUNDS	0.0	0.0	0.0
4901	OPERATING TRANSFERS IN	0.0	1,220.8	0.0
Fund Total:		32,030.1	30,526.7	29,746.4

ADOT REVENUE FORECAST METHODOLOGY

Fund No:	DT2097
Fund Name:	ADOT Federal Program Fund
Citation:	A.R.S. § 35-142; United States Code Title 23
Fund Description:	<p>The Arizona Department of Transportation (ADOT) federal program fund is comprised of a small number of Federal Transit Administration (FTA) issued grants that are not part of the federal-aid highway program.</p> <p>This is a cash fund and was established for the sole purpose of tracking FTA grants. The principal statutes governing the issuance of these grants are found in Title 23, United States Code (23 U.S.C.). This fund is not found in state statute. Funds are used to pay for salaries and related costs associated with the administration of the following federal programs:</p> <ul style="list-style-type: none"> Metropolitan Transportation Program (Section 5305): The federal transit administration (FTA) provides funding to states for preparing long-range transportation plans and transit improvement projects. ADOT transit allocates the 5305(d) funding among eight metropolitan planning organizations (MPOs). The eight MPOs are Central Yavapai Metropolitan Planning Organization, Flagstaff Metropolitan Planning Organization, Lake Havasu Metropolitan Planning Organization, Maricopa Association of Governments, Pima Association of Governments, Sun Corridor Metropolitan Planning Organization, Sierra Vista Metropolitan Planning Organization and Yuma Metropolitan Planning Organization. ADOT allocates the funds based on a formula developed by the state and MPOs. The MPOs must provide a 20% match. 5305(e) funds are retained by the state for competitive funding applications or are used by the state to undertake statewide transit planning activities. The 20% match requirement is either provided by the state for statewide planning activities or the competitive applicant. <p>Note: Metropolitan Transportation Program (Section 5305) funding has been transferred to FHWA and is now part of Consolidated Planning with the FY 2021 apportionment. ADOT Transit still has older funds that they manage that will take several years to be fully expended.</p> <ul style="list-style-type: none"> 5310 Enhanced Mobility of Seniors and Individuals with Disabilities: The FTA provides ADOT with formula funding for the Section 5310 program. ADOT also flexes surface transportation block grants (STBGs) for the Section 5310 transit program. All funding distributed to applicants requires a local match. The minimum local match is 20%, however ADOT can fund capital with STBG funds at 90% federal and 10% local match when funding allows. Funds can be used to purchase vehicles and related equipment as well as for operating expenses. The vehicles are used to transport seniors and mentally and physically disabled people to medical appointments, shopping, and other appointments. For a local government or non-profit to be eligible for this program, there must be a regional coordination plan for their area and have participated in related coordination activities, such as coordinating participation meetings.

- 5311 Rural Public Transportation Program: Federal funds are allocated by the FTA for this program. ADOT also flexes surface transportation block grants (STBGs) for the Section 5311 transit program. ADOT administers the program through a competitive application process. Grants are required to be used for public transportation in rural counties, cities, towns and American Indian tribes. Funding is available for administration, operating, intercity bus service and capital projects. Funding ratios vary by activity and range from 58%/42% for operating funds to 90%/10% for capital funds.
- Rural Transit Assistance Program (RTAP): The Rural Transit Assistance Program (49 U.S.C. 5311(b)(3)) is funded through the FTA and offers training, technical assistance, and research opportunities as well as other support services to improve the delivery of transit services in non-urbanized areas.
- State Safety Oversight: ADOT is the state certified agency to provide safety oversight in Arizona as outlined in the Rail Fixed Guideway Systems: State Safety Oversight (SSO) published by the FTA and is part of 49 CFR Part 674 (Part 674). There are two systems in Arizona that fall under Part 674; Valley Metro Rail in Phoenix and the Tucson Streetcar. ADOT is required to develop and maintain a program standard ADOT's responsibilities are to review, approve, and develop a safety program standard; require each rail transit authority (RTA) to develop a system safety program plan.
- Federal Transit Planning Assistance: Provides oversight of statewide transit planning and development.

Note: Federal Transit Planning Assistance funding has been transferred to FHWA beginning with the FY 2021 apportionment. ADOT Transit still has older funds that they manage that will take several years to be fully expended.

- 2020 CARES Act: The Coronavirus Aid, Relief, and Economic Security (CARES) Act provided \$25 billion to 5311 and 5307 transit agencies to help to prevent, prepare for and respond to the COVID-19 pandemic. The ADOT received an award of \$41,730,201 in 5311 CARES Act funding. When funds are awarded to tribes they have the option to transfer their awarded funding to FTA and not contract with the state. Several tribes decided to transfer their money (total \$5,521,875) to FTA which then reduces the amount of funding that we received to \$36,208,326. All 5311 program guidelines must be followed and funding was awarded to current sub recipients in the ADOT 5311 program.

- 2021 Coronavirus Response and Relief Supplemental Appropriations Act (CRRSAA): This act provided ADOT \$546,762 in funding for use in the 5310 Elderly and Persons with Disabilities program. Funds are to focus on operating costs and preventive maintenance of vehicles. ADOT is eligible to a maximum of 10% of the funding for state admin. Funds are allocations in three geographic pools: Urban – Tucson, Small Urban and Rural.
- 2021 American Rescue Plan (ARP) Act: Funds were allocation in this act for 5310 and 5311.
 - 5310 ARP: This act provided ADOT \$546,762 in funding for use in the 5310 Elderly and Persons with Disabilities program. Funds are to focus on operating costs and preventive maintenance of vehicles. ADOT is eligible to a maximum of 10% of the funding for state admin. Funds are allocations in three geographic pools: Urban – Tucson, Small Urban and Rural.
 - 5311 ARP: This act provided ADOT \$2,982,156 in funding for use in the 5311 Rural Public Transit program. Funds are to focus on operating costs and preventive maintenance of vehicles. ADOT is eligible to a maximum of 10% of the funding for state admin minus the funds provided under the Rural Transit Assistance Program (RTAP). RTAP funds are used to provide training opportunities for ADOT sub recipients to comply with FTA and ADOT requirements.

Forecast Methodology: (include key revenue drivers, assumptions, or changes to the fund)

<p>Projections based on federal grant schedules, historical trends, and estimated project billings. The forecast is generally based on a 2% increase due to FAST ACT apportionments (exceptions noted). Miscellaneous receipts are from the local agency match to grants they are awarded and are based on a 3 year average.</p>
--

<p>The operating transfer in projected in FY 2022 is pursuant to Laws 1st Regular Session, Chapter 408 (SB 1823) which transfers \$1,220,800 from the highway expansion and extension loan program fund established by section 28-7674, Arizona Revised Statutes, in fiscal year 2021-2022 for deposit in the department's federal fund (DT2097).</p>
--

PUBLIC TRANSIT FUNDING

Arizona Federal Transit Administration Apportionments and Funding Projection Summary

Fund Type	Fund Type Description	Match %	2021	2022	2023
Section 5303 / 5305(d)	Metropolitan Planning	80%	\$2,883,045	\$2,940,706	\$2,999,520
Section 5304 / 5305(e)	Statewide Planning	80%	\$545,686	\$556,600	\$567,732
Section 5310 Tucson UZA	Enhanced Mobility of Seniors and Individuals with Disabilities	80%	\$945,798	\$964,714	\$984,008
Section 5310 Small Urban	Enhanced Mobility of Seniors and Individuals with Disabilities	80%	\$1,320,411	\$1,346,819	\$1,373,756
Section 5310 Rural	Enhanced Mobility of Seniors and Individuals with Disabilities	80%	\$947,866	\$966,823	\$986,160
STBG - 5310	Surface Transportation Block Grant (5310)	80%	\$1,500,000	\$1,500,000	\$1,500,000
Section 5310 CRRSAA	Enhanced Mobility of Seniors and Individuals with Disabilities	100%	\$546,762	\$0	\$0
Section 5310 ARP	Enhanced Mobility of Seniors and Individuals with Disabilities	100%	\$546,762	\$0	\$0
Section 5311	Formula Grants for Rural Areas	80%	\$14,178,013	\$14,461,573	\$14,750,805
Section 5311(b)(3) RTAP	Rural Transit Assistance Program	100%	\$194,287	\$198,173	\$202,136
STBG - 5311	Surface Transportation Block Grant (5311)	80%	\$1,000,000	\$1,000,000	\$1,000,000
Section 5311 ARP	Formula Grants for Rural Areas	100%	\$2,982,156	\$0	\$0
Section 5339 Statewide	Bus and Bus Facilities	80%	\$3,500,000	\$3,500,000	\$3,500,000
Section 5339 Small Urban	Bus and Bus Facilities	80%	\$1,280,353	\$1,280,353	\$1,280,353
Section 5329	State Safety Oversight	80%	\$578,580	\$590,152	\$601,955
TOTAL			\$ 32,949,719	\$ 29,305,913	\$ 29,746,424

Notes:

- The year is the year of apportionment. The funds will be available for expenditure in the following year.
- Some funds have other match ratios, but 80% is the most common.
- Years 2022-2023 are projections based on 2% growth from the 2020 apportionments except as noted below.
- STBG and 5339 also has no growth projections included.
- Individual projects will be identified through the Metropolitan Planning Organization (MPO) Transportation Improvement Programs (TIP's). The awards may include funding from older grants not reflected here.
- Coronavirus Response and Relief Supplemental Appropriations Act (CRRSAA) provided funding for the 5310 program at 100% federal reimbursement.
- American Rescue Plan Act (ARP) provided funding for the 5310 program and the 5311 program at 100% federal reimbursement.
- CARES Act funding apportioned in 2020 is still being awarded and used throughout the funding period, but as new funding is not anticipated, it is not included here.
- Competitive awards are posted at: www.azdot.gov/transitguidebooks

Revenue Schedule

Agency: Department of Transportation

Fund: DT2108 Safety Enforcement and Transportation Infrastructure Fund

AFIS Code	Category of Receipt and Description	FY 2021	FY 2022	FY 2023
4199	OTHER MISCELLANEOUS TAXES	32.3	0.0	0.0
4411	MOTOR VEHICLE LICENSES AND REGISTRATION	1,729.1	0.0	0.0
4631	TREASURERS INTEREST INCOME	4.6	0.0	0.0
Fund Total:		1,765.9	0.0	0.0

ADOT REVENUE FORECAST METHODOLOGY

Fund No:	DT2108
Fund Name:	Safety Enforcement and Transportation Infrastructure Fund
Citation:	A.R.S. § 28-6547
Fund Description:	
<p>The Safety Enforcement and Transportation Infrastructure Fund (SETIF) was established in 1996 and is designated for costs associated with the enforcement of commercial vehicle safety requirements within 25 miles of the Arizona-Mexico border, maintenance of transportation facilities within 25 miles of the border, and improvements to the state designated highways in the North American Free Trade Agreement (NAFTA) corridor. Revenues are derived from certain types of permits assessed at the agency's ports of entry (POEs) or sold online for commercial vehicles crossing from Mexico into the United States (U.S.). Revenues are distributed 55% to the Arizona Department of Transportation (ADOT) and 45% to the Arizona Department of Public Safety (DPS).</p> <p>Laws 2021, 1st Regular Session, Chapter 413 (SB 1829) eliminates the SETIF Fund and redirects all activities and fund balances to to the State Highway Fund (DT2030) and the Arizona Highway Patrol Fund.</p>	

Forecast Methodology: (include key revenue drivers, assumptions, or changes to the fund)		
<p>Revenue sources include various registration fees and taxes for foreign commercial motor vehicles owned by nonresidents when the vehicle transports passengers or property for compensation. The fees and taxes are assessed at the international POEs or may be paid online through ADOT's web portal, ServiceArizona (https://servicearizona.com/). The registration fees could be for a full year, 30 days, 60 days, 90 days, or a single trip. Other fees that are deposited to this fund are axle fees for foreign commercial vehicles, single trip fuel tax permits, and 30-day permits for non-commercial vehicles.</p> <p>The fees are as follows:</p>		
<u>Permit Type</u>	<u>Statute</u>	<u>Associated Fee</u>
Single trip:	A.R.S. § 28-5739	\$65 over 50 miles; \$16 less than 50 miles traveled in Arizona
30 Day	A.R.S. § 28-5739	\$130
90 Day	A.R.S. § 28-5739	\$390
180 Day	A.R.S. § 28-5739	\$780
Overweight	A.R.S. § 28-5471	From \$50.0 to \$1,095.00 depending on weight
<p>Laws 2021, 1st Regular Session, Chapter 413 (SB 1829) eliminates the SETIF Fund and redirects revenues, appropriations/expenditures, and remaining fund balance to the State Highway Fund (DT2030) and the Arizona Highway Patrol Fund. As a result, there are no expenditures forecasted for FY 2022 and FY 2023.</p>		

Revenue Schedule

Agency: Department of Transportation

Fund: DT2150 Abandoned Vehicles Administration Fund

AFIS Code	Category of Receipt and Description	FY 2021	FY 2022	FY 2023
4339	OTHER FEES AND CHARGES FOR SERVICES	1,391.3	1,025.3	1,025.3
	Fund Total:	1,391.3	1,025.3	1,025.3

ADOT REVENUE FORECAST METHODOLOGY

Fund No:	DT2150
Fund Name:	Abandoned Vehicle Administration Fund
Citation:	A.R.S. § 28-4804
Fund Description:	
<p>Monies in this fund come from two sources as described and cited in A.R.S. § 28-4802:</p> <ol style="list-style-type: none"> (1) Section A of this state statute provides that fees from vehicles abandoned on public property within the boundaries of an incorporated city or town, have 10% transferred into the Abandoned Vehicle Administration Fund. Vehicles falling into this category pay a \$500 fee per Arizona Administrative Code R17-1-205(A). (2) Section B of this state statute provides that fees from vehicles abandoned on public property outside the boundaries of an incorporated city or town, have 40% transferred into the Abandoned Vehicle Administration Fund. Vehicles falling into this category pay a \$600 fee per Arizona Administrative Code R17-1-205(B). <p>All remaining fees are deposited in the State Highway Fund (DT2030). Some of the monies deposited into the Abandoned Vehicle Administration Fund are used to reimburse registered towing companies that tow abandoned vehicles pursuant to A.R.S. §28-4805. This fund is a pass through account, meaning the same amount of money going in is coming out each year.</p>	

Forecast Methodology: (include key revenue drivers, assumptions, or changes to the fund)
<p>The Abandoned Vehicle Administration Fund was established on August 9, 2017 and realized its first revenue as recorded in November of CY (calendar year) 2018. FY 2022 and FY 2023 revenue is based on a three year average of actual revenue from FY 2019 through FY 2021.</p> <p>The fund's eligible revenue comes from fees collected for vehicles that were abandoned on or after the implementation date. Fees are assessed on the abandoned vehicle's owner at the time the vehicle is determined to be abandoned. However, the fee may not be collected until the next time that owner interacts with the Motor Vehicle Division (MVD) in person or through an authorized third party. In some cases, the fees are collected several years later, if even at all.</p>

Revenue Schedule

Agency:	Department of Transportation
----------------	-------------------------------------

Fund:	DT2208 Ignition Interlock Device Fund
--------------	--

AFIS Code	Category of Receipt and Description	FY 2021	FY 2022	FY 2023
4161	MOTOR VEHICLE TAX	261.7	306.9	306.9
4199	OTHER MISCELLANEOUS TAXES	19.6	0.0	0.0
Fund Total:		281.2	306.9	306.9

ADOT REVENUE FORECAST METHODOLOGY

Fund No:	DT2208
Fund Name:	Ignition Interlock Device Fund
Citation:	A.R.S. § 28-1469
Fund Description:	
Monies in the fund consist of installation fees collected by ignition interlock service providers for each device that is installed. Ignition interlock devices are required for drivers who are convicted of a driving under the influence (DUI) offense involving alcohol or who refuse to submit to a test for the purpose of determining alcohol or drug content at the time of arrest. Monies deposited in the fund are subject to legislative appropriation, are exempt from section 35-190 relating to lapsing of appropriations, and are to be used by the department for administering the ignition interlock program.	

Forecast Methodology: (include key revenue drivers, assumptions, or changes to the fund)
<p>The installation fee and the Ignition Interlock Device Fund (DT2208) were new for FY 2019. The initial revenue projection was based on the historical average of 18,000 devices installed per year from FY 2015 through FY 2017. The \$20 fee per installation was set by rule R17-5-614, effective July 1, 2018. The first deposit of revenue, was done in December, 2018. FY 2019 generated \$237,460 in revenues.</p> <p>FY 2022 and FY 2023 revenues are based on a two year average of actual revenue in FY 2020 and FY 2021. This revenue projections assumes over 15,000 devices will be installed in FY 2022 and FY 2023 (15,345 devices multiplied by a \$20 fee = \$306,900).</p>

Revenue Schedule

Agency: Department of Transportation

Fund: DT2226 Air Quality Fund

AFIS Code	Category of Receipt and Description	FY 2021	FY 2022	FY 2023
4901	OPERATING TRANSFERS IN	326.0	326.0	326.0
	Fund Total:	326.0	326.0	326.0

ADOT REVENUE FORECAST METHODOLOGY

Fund No:	DT2226
Fund Name:	Air Quality Fund
Citation:	A.R.S. § 49-551
Fund Description:	
<p>Monies in the fund consist of an annual \$1.50 fee collected from gasoline powered and light diesel vehicle owners when registering a vehicle in the state. The fund is used for air quality research experiments and supports other air quality initiatives aimed at bringing areas of the state into accord with federal clean air standards. ADOT's Motor Vehicle Division uses this fund to offset part of the costs associated with ensuring compliance with emission standards, such as maintaining a database of vehicles requiring an emissions test and a data link with ADEQ. ADOT's Multimodal Planning Division (MVD) uses monies from this fund to provide matching funds for Federal Transit Administration (FTA) grants for the state safety oversight (SSO) program for rail transit systems.</p> <p>According to the State of Arizona Account Manual (SAAM), Topic 15, Section 21 "Transfers of Money between State Agencies", the Air Quality Fund an operating transfer in fund. This means that the agency receiving the funds originally, which is the Arizona Department of Environmental Quality (DEQ) in this case, then transfers the funds out. ADOT is the secondarily receiving agency and must use an operating transfer in method as DEQ is acting as nothing more than a conduit of funds to the secondary agency. As ADOT is the secondary agency, it must record the monies as revenue.</p>	
Forecast Methodology: (include key revenue drivers, assumptions, or changes to the fund)	
<p>ADOT does not forecast revenue for this fund. The Arizona Department of Environmental Quality (DEQ) administers the fund. The revenue included in the schedule represents the operating transfer in of the amount appropriated each year. For FY 2022, the appropriation is \$324,500. The same number, \$324,500, is projected for FY 2023.</p>	

Revenue Schedule

Agency: Department of Transportation

Fund: DT2244 Economic Strength Project Fund

AFIS Code	Category of Receipt and Description	FY 2021	FY 2022	FY 2023
4165	MOTOR VEHICLE FUEL TAX	1,000.0	1,000.0	1,000.0
4631	TREASURERS INTEREST INCOME	12.9	12.9	12.9
Fund Total:		1,012.9	1,012.9	1,012.9

ADOT REVENUE FORECAST METHODOLOGY

Fund No:	DT2244
Fund Name:	Economic Strength Project Fund
Citation:	A.R.S. §28-6534; A.R.S. § 28-7281; A.R.S. § 28-7286
Fund Description:	
The economic strength project fund is used to fund projects that are part of the state highway system and retain and/or increase the number of jobs in the state, lead to significant capital investment in the state, or make a significant contribution to the economy of the state. Economic strength projects are recommended by the Arizona Commerce Authority and are approved by the Arizona State Transportation Board.	

Forecast Methodology: (include key revenue drivers, assumptions, or changes to the fund)
Per A.R.S. § 28-7282, the economic strength project fund receives a distribution from the highway user revenue fund of \$1,000,000 no later than June 15 of each fiscal year. Additionally, the balance of the fund is invested and interest is earned. The forecast assumes the legislatively mandated transfer of \$1,000,000 as well as interest earnings consistent with FY 2021 levels.

Revenue Schedule

Agency:	Department of Transportation
----------------	------------------------------

Fund:	DT2266 Cash Deposits Fund
--------------	---------------------------

AFIS Code	Category of Receipt and Description	FY 2021	FY 2022	FY 2023
4632	RENTAL INCOME	546.2	(1,368.1)	0.0
Fund Total:		546.2	(1,368.1)	0.0

ADOT REVENUE FORECAST METHODOLOGY

Fund No:	DT2266
Fund Name:	Cash Deposits Fund
Citation:	A.R.S. § 35-142
Fund Description:	
This fund receives cash advances, reimbursements and deposits that are used for maintenance and rental property repair.	

Forecast Methodology: (include key revenue drivers, assumptions, or changes to the fund)
The revenue in the cash deposits fund is from deposits for Arizona Department of Transportation (ADOT) owned lease properties located in the right-of-way (ROW) of the highways. The deposits are held in the fund and then returned to the depositor when the lease is terminated. The fund is a holding account and returns the deposits so the disbursement is recorded as negative revenue. The revenue forecast represents the amount needed to return current deposits.

Revenue Schedule

Agency:	Department of Transportation
----------------	-------------------------------------

Fund:	DT2272 Vehicle Inspection and Certificate of Title Enforcement Fund
--------------	--

AFIS Code	Category of Receipt and Description	FY 2021	FY 2022	FY 2023
4199	OTHER MISCELLANEOUS TAXES	9.2	0.0	0.0
4411	MOTOR VEHICLE LICENSES AND REGISTRATION	1,382.8	1,514.2	1,714.2
4519	OTHER FINES OR FORFEITURES OR PENALTIES	6.5	15.8	15.8
Fund Total:		1,398.4	1,530.0	1,730.0

ADOT REVENUE FORECAST METHODOLOGY

Fund No:	DT2272
Fund Name:	Vehicle Inspection & Certificate of Title Enforcement Fund
Citation:	A.R.S. § 28-2012
Fund Description:	
Revenues are derived from inspection fees and the sale, transfer or disposal of property seized and forfeited as a result of an investigation. This fund is used to defray the cost of investigations involving certificates of title, licensing fraud, registration enforcement, inspections for vehicle identification number (VINs) and compliance with vehicle safety standards, and other enforcement related issues.	

Forecast Methodology: (include key revenue drivers, assumptions, or changes to the fund)
<p>Revenue consists of \$20 and \$50 fees for staff to perform level 2 and level 3 motor vehicle inspections to verify VINs and ensure compliance with vehicle safety standards. VIN and vehicle safety standards compliance inspections are required for salvage, stolen, or non-repairable vehicles subject to a total loss insurance settlement.</p> <p>During FY 2021 the VIT Fund revenues declined by 37% from \$2,229,000 in FY 2020 to \$1,398,400 in FY 2021. The revenue decline, beginning in May 2020, occurred at the same time as the Covid-19 pandemic intensified. Revenues have not yet returned to pre-pandemic levels and it is unknown when that will occur. The reduced revenue resulted in the FY 2021 appropriation of \$2,143,200 exceeding fund revenues by \$744,800. Revenue is forecasted for FY 2022 and FY 2023 to be \$1,600,000 and \$1,800,000 respectively. Due to the sudden revenue decline and uncertainty of the timing of the revenue recovery ADOT will continue to monitor revenue collections and update the forecast as needed. Please see the Decision Package titled "Vehicle Inspection & Certificate of Title Enforcement Fund (DT2272) Backfill" for additional information about how ADOT proposes to ensure sufficient cash flow in FY 2023.</p>

Revenue Schedule

Agency: Department of Transportation

Fund: DT2285 Motor Vehicle Liability Insurance Enforcement Fund

AFIS Code	Category of Receipt and Description	FY 2021	FY 2022	FY 2023
4199	OTHER MISCELLANEOUS TAXES	42.4	14.1	14.1
4339	OTHER FEES AND CHARGES FOR SERVICES	2,591.4	2,949.6	2,949.6
4871	RESIDUAL EQUITY ADJUSTMENT	(1,302.7)	(1,254.1)	(1,254.1)
Fund Total:		1,331.1	1,709.6	1,709.6

ADOT REVENUE FORECAST METHODOLOGY

Fund No:	DT2285
Fund Name:	Motor Vehicle Liability Insurance Enforcement Fund
Citation:	A.R.S. § 28-4151
Fund Description:	<p>Revenues are derived from fees assessed for the reinstatement of motor vehicle registrations and license plates that were canceled due to lack of insurance. Owners of vehicles with lapsed insurance must pay \$50 to reinstate the vehicle registration and license plate. If an uninsured vehicle is involved in an accident or a violation of a motor vehicle law, the operator may be liable for a civil penalty of \$500 for a first violation, \$750 for a second violation, or \$1,000 for a third violation. Although there are no restrictions on the use of this fund, it is currently used to fund efforts to ensure mandatory motor vehicle liability insurance and to verify vehicle identity and ownership. Per Laws 2021, 1st regular session, chapter 408 (SB1823), \$1,254,100 is appropriated to the Department of Public Safety (DPS) in FY 2022.</p>

Forecast Methodology: (include key revenue drivers, assumptions, or changes to the fund)
<p>Since FY 2019 revenues have declined 34% from \$2,022,600 in FY 2019 to \$1,331,100 in FY 2021. Revenues are expected to stabilize in FY 2022 and FY 2023, and revenues are forecasted using a three year average. The FY 2022 DPS appropriation of \$1,254,100 is reflected as a residual equity transfer in FY 2022 and FY 2023.</p>

Revenue Schedule

Agency:	Department of Transportation
----------------	------------------------------

Fund:	DT2380 Motor Carrier Safety Revolving Fund
--------------	--

AFIS Code	Category of Receipt and Description	FY 2021	FY 2022	FY 2023
4519	OTHER FINES OR FORFEITURES OR PENALTIES	0.0	1.8	1.8
Fund Total:		0.0	1.8	1.8

ADOT REVENUE FORECAST METHODOLOGY

Fund No:	DT2380
Fund Name:	Motor Carrier Safety Revolving Fund
Citation:	A.R.S. § 28-5203
Fund Description:	
<p>The motor carrier safety revolving fund was established to collect monies appropriated to the fund by the legislature; monies collected from civil fines and fees from motor carriers and motor vehicles that fail to safely transport hazardous materials, hazardous substances, and hazardous waste; and monies received from private grants or donations if so designated by the grantor or donor. The monies in the fund are a continuing appropriation to ADOT to be used by ADOT, the attorney general, and the department of public safety to carry out A.R.S. § 28-5203. The director of ADOT is charged with distributing monies in this fund.</p>	

Forecast Methodology: (include key revenue drivers, assumptions, or changes to the fund)
<p>The revenue forecast of \$1,800 for FY 2022 and FY 2023 is based on a three year average of revenues from FY 2019 to FY 2021.</p>

Revenue Schedule

Agency: Department of Transportation

Fund: DT2414 Shared Location & Advertisement Agreement Expense

AFIS Code	Category of Receipt and Description	FY 2021	FY 2022	FY 2023
4823	CURRENT YEAR REIMBURSEMENTS -REFUNDS	0.0	0.0	0.0
Fund Total:		0.0	0.0	0.0

ADOT REVENUE FORECAST METHODOLOGY

Fund No:	DT2414
Fund Name:	Shared Location & Advertising Agreements Expense
Citation:	A.R.S. § 28-409
Fund Description:	
The fund consists of monies received from agreements with public and private entities for advertising their goods and services in Motor Vehicle Division (MVD) offices.	

Forecast Methodology: (include key revenue drivers, assumptions, or changes to the fund)	
The lottery sales in MVD offices pilot program have concluded and MVD no longer has advertisements on its customer kiosks. ADOT has explored the possibility of advertising on the new AZ MVD Now mobile app, but there are no immediate plans to do so.	

Revenue Schedule

Agency: Department of Transportation

Fund: DT2417 Highway Expansion & Extension Loan Program Fund

AFIS Code	Category of Receipt and Description	FY 2021	FY 2022	FY 2023
4631	TREASURERS INTEREST INCOME	5.7	2.9	0.0
Fund Total:		5.7	2.9	0.0

ADOT REVENUE FORECAST METHODOLOGY

Fund No:	DT2417
Fund Name:	Highway Expansion and Extension Loan Program Fund
Citation:	A.R.S. § 28-7674
Fund Description:	
<p>The Highway Expansion and Extension Loan program (HELP) program was established by the Arizona Legislature in 1998 as a comprehensive loan and financial assistance program for eligible highway projects in Arizona. This program provides the state and communities with a financing mechanism to stretch limited transportation dollars and bridge the gap between needs and available revenues.</p> <p>HELP is a State Infrastructure Bank (SIB), a funding mechanism authorized by Congress in the National Highway System Designation Act of 1995. SIBs operate much like banks, providing financial assistance in the form of loans or credit enhancement for eligible projects. As borrowers repay principal and interest on loans, the bank is replenished and monies can be re-loaned so that the SIB becomes a self-sustaining mechanism to fund critical transportation projects. The minimum loan amount is \$250,000 and loans must be repaid typically within five years.</p> <p>HELP program staff review HELP applications and make recommendations to the State Transportation Board (STB) on loans and financial assistance requests. The STB has the final approval authority on all HELP loans. The HELP program is currently inactive and there are no loans outstanding.</p>	

Forecast Methodology: (include key revenue drivers, assumptions, or changes to the fund)
<p>Revenue is from loan payments and interest earned on invested cash. There are no outstanding loans and thus no projected revenue from loan repayments. The latest HELP loan was approved in FY 2008, and the final outstanding loan was repaid in full in SFY 2013. The program is inactive due to the availability of alternative low-interest loan options.</p> <p>The current fund balance of \$1,223,500 in the HELP fund is what was left after \$30 million was swept from the fund in FY 2018 and FY 2019. In addition, the fund balance includes the treasurer's interest that accrued on the balance in the fund. The fund is still invested and is still earning interest.</p> <p>Laws 2021, 1st Regular Session, Chapter 408 (SB 1823), Section 128 transfers \$1,220,800 from the HELP Fund to the ADOT Federal Programs Fund (DT2097). This will essentially eliminate the fund balance and no material revenues are expected in FY 2022 or FY 2023.</p>

Revenue Schedule

Agency: Department of Transportation

Fund: DT2449 Employee Recognition Fund

AFIS Code	Category of Receipt and Description	FY 2021	FY 2022	FY 2023
4647	CREDIT CARD PROCESSING FEES PAID	(0.2)	(0.8)	(0.8)
4699	MISCELLANEOUS RECEIPTS	11.7	11.6	11.6
4821	PRIOR YEAR REIMBURSEMENT - REFUNDS	0.0	0.1	0.1
4823	CURRENT YEAR REIMBURSEMENTS -REFUNDS	0.0	0.0	0.0
Fund Total:		11.6	10.9	10.9

ADOT REVENUE FORECAST METHODOLOGY

Fund No:	DT2449
Fund Name:	Statewide Employee Recognition Awards
Citation:	A.R.S. § 28-1304
Fund Description:	
The fund receives monies through gifts, donations, and fundraising efforts and is used to cover the costs of the Arizona Department of Transportation's (ADOT's) employee recognition programs.	

Forecast Methodology: (include key revenue drivers, assumptions, or changes to the fund)
Although the fund can receive monies through gifts and donations, these donations are minimal due to ADOT's policy of not soliciting gifts due to potential conflict of interest. The employee recognition fund revenue is generated through sales of ADOT clothing and related merchandise, discount tickets to family entertainment venues, and a Valentine's Day auction. From FY 2019 through FY 2021 revenue collections averaged \$10,900. FY 2022 and FY 2023 revenues are forecasted to be \$10,900 based on the three year average revenue collections.

Revenue Schedule

Agency: Department of Transportation

Fund: DT2463 Grant Anticipation Notes Fund

AFIS Code	Category of Receipt and Description	FY 2021	FY 2022	FY 2023
4213	FEDERAL GRANTS - CAPITAL	29,968.3	29,978.0	29,985.3
4631	TREASURERS INTEREST INCOME	10.4	0.0	0.0
4901	OPERATING TRANSFERS IN	29,968.3	29,978.0	29,985.3
Fund Total:		59,947.0	59,956.0	59,970.6

ADOT REVENUE FORECAST METHODOLOGY

Fund No:	DT2463
Fund Name:	Grant Anticipation Notes Fund
Citation:	A.R.S. § 28-7615
Fund Description:	<p>ADOT issues grant anticipation notes (GANs) to help finance the State Transportation Board's (STB) Five-Year Transportation Facilities Construction Program. GANs are generally issued by the STB for terms of 15 years or less. These notes are secured by a pledge of and repaid from ADOT's future federal aid revenues under certain grant agreements with the federal highway administration (FHWA). The fund receives semi-annual reimbursements from the FHWA for the repayment of outstanding notes. Note proceeds are also deposited into this fund and then used to pay expenditures for approved federal aid projects.</p>

Forecast Methodology: (include key revenue drivers, assumptions, or changes to the fund)
<p>The forecast is based on actual and anticipated grant agreements with the FHWA and anticipated project expenditures and reimbursements. Current projections assume no new GAN issuances in FY 2022 or FY 2023.</p>

Revenue Schedule

Agency: Department of Transportation

Fund: DT2500 IGA and ISA Fund

AFIS Code	Category of Receipt and Description	FY 2021	FY 2022	FY 2023
4161	MOTOR VEHICLE TAX	276.6	276.6	276.6
4232	STATE AND LOCAL GOVT GRANTS - CAPITAL	52.9	5.0	5.0
4369	OTHER INTER-AGENCY REVENUE	10,643.4	0.0	0.0
4901	OPERATING TRANSFERS IN	207.9	1,072.8	1,072.8
Fund Total:		11,180.9	1,354.4	1,354.4

ADOT REVENUE FORECAST METHODOLOGY

Fund No:	DT2500
Fund Name:	IGA and ISA Fund
Citation:	A.R.S. § 35-142
Fund Description:	
<p>This fund consists of financial transactions related to intergovernmental (IGA) and interagency service agreements (ISA).</p> <p>In the past, this fund has received the billing revenue from outside agencies for fuel, repairs, and beginning in FY 2021, ICAP charges. ICAP charges recover administrative and overhead charges from other state agencies for fuel, repair and fleet management services. With the creation of dedicated funds for fleet operations and replacement this fund will no longer be used for this purpose.</p> <p>Agreements that will continue to have activity in FY 2022 and/or FY 2023 include:</p> <ul style="list-style-type: none"> • ADEQ ISA: administration collection, distribution, and reporting of underground storage tank (UST) funds. • ADOT Broadband Office (ABOR): In FY 2022 ADOT anticipates activity related to the ADOT Broadband Office that is planned to be funded by the Arizona Board of Regents. • DWR ISA: Drywell pilot project funded by the Arizona Department of Water Resources (DWR) with Drought Contingency Plan Groundwater Conservation Grant funds. • WIOA ISA: ISA with the Arizona Office of the Governor to establish and operate a program to help inmates in AZ prisons to earn CDLs and employment in highway construction jobs and in other related industries. The program is funded by Workforce Innovation and Opportunities Act (WIOA) funding. • Other: other agreements entered into by ADOT with other government entities where is funding is received by ADOT for the delivery of goods and/or services. 	
Forecast Methodology: (include key revenue drivers, assumptions, or changes to the fund)	
<p>This use of this fund has changed significantly starting in FY 2019 with the addition of the equipment services third party agreements and the VW settlement funds. Based on instructions from the state general accounting office, accounting for equipment services third party agreements was moved from the equipment services fund to the IGA and ISA Fund.</p> <p>The passage of Laws 2021, 1st Regular Session, Chapter 413 (SB1829) established dedicated funds for fleet operations and replacement funds. As a result, this fund will no longer be used for fleet related activities and reimbursement. In addition, the legislation transfers fleet related revenues to the State Fleet Operations Fund. This transfer amount is projected in FY 2022.</p> <p>IGA and ISA Fund (DT2500) revenues and expenditures are based on projected activity for the agreements listed above.</p>	

Revenue Schedule

Agency: Department of Transportation

Fund: DT2609 Motor Vehicle Dealer Enforcement Fund

AFIS Code	Category of Receipt and Description	FY 2021	FY 2022	FY 2023
4199	OTHER MISCELLANEOUS TAXES	5.0	0.0	0.0
4519	OTHER FINES OR FORFEITURES OR PENALTIES	112.5	111.3	111.3
	Fund Total:	117.6	111.3	111.3

ADOT REVENUE FORECAST METHODOLOGY

Fund No:	DT2609
Fund Name:	Motor Vehicle Dealer Enforcement Fund
Citation:	A.R.S. § 28-4504
Fund Description:	<p>The Motor Vehicle Dealer Enforcement Fund was established by Laws 2018, 2nd Regular Session, Chapter 308 (HB 2510). It consists of civil penalties collected pursuant to section A.R.S. § 28-4501 that result from licensed or unlicensed motor vehicle dealer activity. The Arizona Department of Transportation (ADOT) administers the fund and its associated program. The funding is to be provided by legislative appropriations. However, no monies have been appropriated from the fund since it was established. Any monies in the fund exceeding \$250,000 at the end of each fiscal year are deposited into the state highway fund.</p>

Forecast Methodology: (include key revenue drivers, assumptions, or changes to the fund)
From FY 2019 through FY 2021 revenue collections averaged \$111,300. FY 2022 and FY 2023 revenues are forecasted to be \$111,300 based on the three year average revenue collections.

Revenue Schedule

Agency: Department of Transportation

Fund: DT2650 Statewide Special Plates Fund

AFIS Code	Category of Receipt and Description	FY 2021	FY 2022	FY 2023
4199	OTHER MISCELLANEOUS TAXES	68.2	0.0	0.0
4411	MOTOR VEHICLE LICENSES AND REGISTRATION	4,832.9	5,637.8	6,202.7
4631	TREASURERS INTEREST INCOME	10.8	10.8	10.8
Fund Total:		4,911.9	5,648.6	6,213.5

ADOT REVENUE FORECAST METHODOLOGY

Fund No:	DT2650
Fund Name:	Statewide Special Plates Fund
Citation:	A.R.S. § 28-2404
Fund Description:	
<p>The Statewide Special Plates Fund receives monies from the sale of 30 different special license plates. Of the \$25 annual fee for the special plate, \$17 is deposited in the fund for disbursement to the specified charity or organization and \$8 is deposited in the state highway fund. Revenues are used for the purposes detailed in the establishing statutes of each individual special plate. When the legislature authorizes a new special plate, ADOT will produce the plate in conjunction with an organization that pays the required \$32,000 deposit needed to produce the new design. The fund has multiple sub funds. Each of those sub funds can, and many times do, contain more than just one specialty plate associated with the sub fund.</p>	

Forecast Methodology: (include key revenue drivers, assumptions, or changes to the fund)
<p>The Statewide Special Plates Fund represents a roll up of several different special license plate funds, which are listed in the previous table. Projections are based on historical trends and the timing of new organizational plate rollouts. The projected revenue increases are a result of increased consumer participation.</p> <p>The Statewide Special Plates Fund revenue has grown as follows:</p> <ul style="list-style-type: none"> • FY 2017 to FY 2018 – 23% • FY 2018 to FY 2019 – 21% • FY 2019 to FY 2020 – 22% • FY 2020 to FY 2021 – 17% <p>As the rate of growth has begun to slow ADOT is projecting FY 2022 and FY 2023 revenue growth to be 15% and 10% respectively.</p>

Revenue Schedule

Agency:	Department of Transportation
----------------	------------------------------

Fund:	DT2975 Title VI - Coronavirus Relief Fund - NEW
--------------	---

AFIS Code	Category of Receipt and Description	FY 2021	FY 2022	FY 2023
4911	FEDERAL TRANSFERS IN	2,877.1	0.0	0.0
Fund Total:		2,877.1	0.0	0.0

ADOT REVENUE FORECAST METHODOLOGY

Fund No:	DT2975
Fund Name:	Title VI – Coronavirus Relief Fund
Citation:	
Fund Description:	
The United States Congress enacted the Coronavirus Aid, Relief, and Economic Security Act known as the CARES Act. The legislation was signed into law by President Trump on March 27, 2020. The CARES Act established the Coronavirus Relief Fund (the “Fund”) and appropriated \$150 billion for States and local governments. The CARES Act provides that payments from the Fund may only be used to cover costs that were incurred between March 1, 2020 and December 30, 2020 and fit certain criteria in Section 5001 of the CARES Act.	

Forecast Methodology: (include key revenue drivers, assumptions, or changes to the fund)
Forecast methodology is based on collaboration with the Governor’s Office. ADOT Enforcement and Compliance Division’s (ECD) payroll expenditures during March – June 2020 in FY 2020 and July – August 2020 in FY 2021 were designated as CRF eligible expenditures.
There is no expected activity in FY 2022 or FY 2023.

Revenue Schedule

Agency:	Department of Transportation
----------------	------------------------------

Fund:	DT2980 Governor's Emergency Education Relief Fund
--------------	---

AFIS Code	Category of Receipt and Description	FY 2021	FY 2022	FY 2023
4911	FEDERAL TRANSFERS IN	918.7	(185.2)	0.0
Fund Total:		918.7	(185.2)	0.0

ADOT REVENUE FORECAST METHODOLOGY

Fund No:	DT2980
Fund Name:	Governor's Emergency Education Relief (GEER)
Citation:	
Fund Description:	
<p>Congress set aside funding to be allotted to the Education Stabilization Fund through the CARES Act for the Governor's Emergency Education Relief (GEER) Fund. The funding was awarded to States (governor's offices) based on a formula stipulated in the legislation:</p> <ol style="list-style-type: none"> 1. 60% on the basis of the State's relative population of individuals aged 5 through 24. 2. 40% on the basis of the State's relative number of children counted under section 1124(c) of the Elementary and Secondary Education Act of 1965 (ESEA). <p>ADOT entered into an Interagency Service Agreement (ISA) with the State of Arizona School Facilities Board. The ISA allocated up to \$40,000,000.00 from the Governor's Emergency Education Relief (GEER) Fund grant through the United States Department of Education award number, S425C200052, and Catalog of Federal Domestic Assistance (CFDA) number of 84.425C, to bridge the digital divide with an investment in infrastructure to expand broadband to rural Arizona. Specifically, fiber capacity along two Interstate routes: I-17 and I-19.</p> <p>ADOT has received ADOT Coronavirus State and Local Fiscal Recovery Funds (DT2985) as an alternative funding source to expand broadband in rural Arizona along I-17 and I-19. As a result, GEER funding will no longer be utilized for this purpose. Refer to DT2985 - ADOT Coronavirus State and Local Fiscal Recovery Fund for additional information.</p>	

Forecast Methodology: (include key revenue drivers, assumptions, or changes to the fund)
<p>Initial projections were for revenues and expenditures up to \$40,000,000. An alternative funding source to expand broadband in rural Arizona along I-17 and I-19 recently emerged and the GEER funding will no longer be utilized for this purpose. FY 2022 activity reflects expenditure reconciliation activity to move appropriate expenditures to the ADOT Coronavirus and Local Fiscal Recovery Fund (DT2985). There is no expected activity in FY 2023.</p> <p>Refer to DT2985 - ADOT Coronavirus State and Local Fiscal Recovery Fund for additional information.</p>

Revenue Schedule

Agency: Department of Transportation

Fund: DT2985 ADOT Coronavirus State and Local Fiscal Recovery Fund

AFIS Code	Category of Receipt and Description	FY 2021	FY 2022	FY 2023
4901	OPERATING TRANSFERS IN	0.0	53,000.0	47,000.0
	Fund Total:	0.0	53,000.0	47,000.0

ADOT REVENUE FORECAST METHODOLOGY

Fund No:	DT2985
Fund Name:	State Fiscal Recovery Funds (SFRF)
Citation:	
Fund Description:	<p>In June 2021, ADOT entered into an Interagency Service Agreement (ISA) with the Office of the Governor. The ISA allocates up to \$100,000,000 from the Coronavirus State and Local Fiscal Recovery Funds that were authorized as part of the American Rescue Plan Act ("ARPA").</p> <p>The objective of the funding and agreement is for ADOT to invest in infrastructure to expand broadband to rural Arizona. Specifically, ADOT plans to increase fiber capacity along two Interstate routes, 17 and 19, in what are best described as "Trunk Lines" that will both decrease costs for high-speed internet through one-time multiple use trenching and provide access to unserved and underserved areas within the State along these Trunk Lines.</p>
Forecast Methodology: (include key revenue drivers, assumptions, or changes to the fund)	<p>ADOT is projecting expenditures of \$53,000,000 in FY 2022 and \$47,000,000 in FY 2023 to expand broadband in rural Arizona along I-17 and I-19.</p>

Revenue Schedule

Agency: Department of Transportation

Fund: DT3113 Highway User Revenue Fund

AFIS Code	Category of Receipt and Description	FY 2021	FY 2022	FY 2023
4161	MOTOR VEHICLE TAX	265,625.2	280,649.2	299,348.5
4162	MOTOR CARRIER TAX	10,498.0	12,735.6	13,353.9
4165	MOTOR VEHICLE FUEL TAX	415,262.3	414,791.0	424,229.5
4166	UNDERGROUND STORAGE TANK CONTENTS TAX	537.8	(537.8)	0.0
4199	OTHER MISCELLANEOUS TAXES	(1,042.1)	(1,923.3)	(1,923.3)
4319	TITLE CERTIFICATE FEES	4,942.5	5,336.0	5,534.0
4339	OTHER FEES AND CHARGES FOR SERVICES	5,640.8	5,494.2	5,637.8
4411	MOTOR VEHICLE LICENSES AND REGISTRATION	118,895.4	131,869.2	136,790.2
4412	MOTOR VEHICLE DRIVER LICENSES	6,581.0	7,586.1	7,757.4
4413	MOTOR CARRIER TAX LICENSES	0.9	29.8	32.8
4419	OTHER LICENSES	10,269.9	10,726.3	11,077.8
4431	MOTOR VEHICLE PERMITS	3,633.4	3,709.0	3,808.0
4511	COURT ASSESSMENTS	1,057.0	1,042.3	1,061.4
4631	TREASURERS INTEREST INCOME	428.0	133.5	148.4
4645	CREDIT CARD DISCOUNT FEES PAID	(8,750.8)	(8,301.2)	(8,563.5)
4699	MISCELLANEOUS RECEIPTS	9,440.1	16,319.4	16,989.1
4821	PRIOR YEAR REIMBURSEMENT - REFUNDS	0.0	0.0	0.0
4901	OPERATING TRANSFERS IN	37.1	0.0	0.0
Fund Total:		843,056.5	879,659.3	915,282.0

ADOT REVENUE FORECAST METHODOLOGY

Fund No:	DT3113
Fund Name:	Highway User Revenue Fund
Citation:	A.R.S. § 28-6533
Fund Description:	
<p>Arizona taxes motor fuels and collects a variety of fees and charges relating to the registration and operation of motor vehicles on the public highways for the state. These collections include gasoline and use fuel taxes, motor carrier taxes, vehicle license tax, motor vehicle registration fees, revenues from the recently passed Proposition 207 (Smart and Safe Arizona Act) and other miscellaneous fees. These collections represent the primary source of revenues available to the state for highway construction and improvements and other related expenses. Motor fuel taxes and revenues from gasoline and use taxes, motor carrier taxes, vehicle license tax, motor vehicle registration fees, a distribution from the Smart and Safe Arizona Fund and other fees are deposited in the Arizona Highway User Revenue Fund (HURF) and are then distributed to cities, towns, counties, and the State Highway Fund. This funding supports the Department of Transportation's administration and costs of engineering, construction and maintenance of state highways and parts of highways forming state routes, and law enforcement on state highways.</p>	

Forecast Methodology: (include key revenue drivers, assumptions, or changes to the fund)
<p>The Highway User Revenue Fund (HURF) is distributed to the state highway fund, cities, towns and counties per Arizona state statute. Revenue forecasts for HURF collections incorporate the annual Risk Analysis Process (RAP) revenue forecast update produced each Fall.</p> <p>A detailed explanation of the forecast methodology for the Arizona Department of Transportation (ADOT) can be found on the internet at www.azdot.gov. On the home page, hover over <i>About</i>, click on <i>Financial Management Services</i>, click on <i>Transportation Funding</i>, click on <i>Highway User Revenue Fund</i>, and then click on <i>HURF Forecasting Process and Results SFY 2021-2030</i>. This data can be accessed directly at the URL address:</p> <p>https://apps.azdot.gov/files/FMS/HURF/Forecasting/hurfcstproc2130.pdf</p>

Revenue Schedule

Agency: Department of Transportation

Fund: DT3701 Local Agency Deposits Fund

AFIS Code	Category of Receipt and Description	FY 2021	FY 2022	FY 2023
4211	FEDERAL GRANTS	84,068.6	97,943.2	106,240.1
4213	FEDERAL GRANTS - CAPITAL	1,453.4	989.8	989.8
4232	STATE AND LOCAL GOVT GRANTS - CAPITAL	(102.7)	0.0	0.0
4236	STATE AND LOCAL GOVERNMENT - OTHER	3,522.7	4,085.1	4,427.7
4631	TREASURERS INTEREST INCOME	62.7	93.0	128.3
4699	MISCELLANEOUS RECEIPTS	3.4	0.0	0.0
4821	PRIOR YEAR REIMBURSEMENT - REFUNDS	1.4	0.0	0.0
4901	OPERATING TRANSFERS IN	16.1	0.0	0.0
Fund Total:		89,025.7	103,111.1	111,785.9

ADOT REVENUE FORECAST METHODOLOGY

Fund No:	DT3701
Fund Name:	Local Agency Deposits Fund
Citation:	A.R.S. § 35-142
Fund Description:	
<p>This fund is classified as a special revenue fund. It receives monies from local agencies for a portion of the cost of local agency-sponsored road construction projects funded with federal aid. Funds received from a local government (i.e. city, town, county, etc.) will be utilized by ADOT to match federal funding or pay for costs related to a roadway or other project that ADOT will administer. ADOT submits for federal reimbursement on behalf of the local agencies.</p>	

Forecast Methodology: (include key revenue drivers, assumptions, or changes to the fund)
<p>The forecast is based on historical trends and represents estimated local agency deposits, project expenditures, and federal reimbursement related to the state transportation board's five-year construction project work.</p>

Revenue Schedule

Agency: Department of Transportation

Fund: DT3737 Rental Tax and Bond Deposit Fund

AFIS Code	Category of Receipt and Description	FY 2021	FY 2022	FY 2023
4119	OTHER SALES TAX	(5.1)	(473.1)	0.0
4699	MISCELLANEOUS RECEIPTS	(4.5)	0.0	0.0
Fund Total:		(9.6)	(473.1)	0.0

ADOT REVENUE FORECAST METHODOLOGY

Fund No:	DT3737
Fund Name:	Rental Tax and Bond Deposit Fund
Citation:	A.R.S. § 28-7094C
Fund Description:	
The Rental Tax and Bond Deposit Fund holds the county property tax portion of rental proceeds from ADOT-owned properties that is forwarded to the appropriate county tax office. It also holds the privilege tax portion of rental proceeds for ADOT's commercial properties that is forwarded to the Arizona Department of Revenue. Any money remaining in a taxpayer's account is returned to the taxpayer.	

Forecast Methodology: (include key revenue drivers, assumptions, or changes to the fund)
The revenue in the Rental Tax and Bond Deposit Fund is from taxes paid to ADOT by entities that lease property along the right-of-way of the highways. Each year the taxes are disbursed to the appropriate county. The disbursement is recorded as negative revenue and the fund does not carry a balance. As a pass through fund, the revenue forecast reflects the remaining cash balance and indicates that all cash is distributed and the true available cash is zero.

Revenue Schedule

Agency: Department of Transportation

Fund: DT5004 State Highway Fund Bonds Debt Service Fund

AFIS Code	Category of Receipt and Description	FY 2021	FY 2022	FY 2023
4631	TREASURERS INTEREST INCOME	238.7	417.0	397.6
4901	OPERATING TRANSFERS IN	139,937.9	139,787.2	138,084.6
Fund Total:		140,176.6	140,204.2	138,482.2

ADOT REVENUE FORECAST METHODOLOGY

Fund No:	DT5004
Fund Name:	Highway User Revenue Fund Bond Proceeds & Debt Service Fund
Citation:	A.R.S. § 28-7504
Fund Description:	
<p>This fund is used to administer highway user revenue (HURF) bonds and State Transportation Board (STB) funding obligations. Proceeds finance the STB's five year transportation facilities construction program by paying for eligible construction project expenditures. HURF bond obligations are secured by and repaid with HURF revenues via monthly transfers from the State Highway Fund.</p> <p>This fund receives monthly debt service transfers from the State Highway Fund for the repayment of outstanding bonds. This fund also receives interest from the state treasury on invested fund balances. In addition, bond proceeds are deposited into this fund and then used to pay for expenditures on approved projects.</p>	
Forecast Methodology: (include key revenue drivers, assumptions, or changes to the fund)	
<p>The forecast is based on bond repayment schedules and anticipated project expenditures from the proceeds. Current forecasts assume no new bond issuances in FY 2022 or FY 2023.</p>	

Revenue Schedule

Agency:	Department of Transportation
----------------	------------------------------

Fund:	DT5008 Regional Area Road Fund Debt Service Fund
--------------	--

AFIS Code	Category of Receipt and Description	FY 2021	FY 2022	FY 2023
4631	TREASURERS INTEREST INCOME	334.1	616.0	860.7
4901	OPERATING TRANSFERS IN	143,354.2	142,892.3	142,528.0
Fund Total:		143,688.3	143,508.3	143,388.7

ADOT REVENUE FORECAST METHODOLOGY

Fund No:	DT5008
Fund Name:	RARF Bond Fund
Citation:	A.R.S. § 28-6303; A.R.S. § 28-7561
Fund Description:	<p>This fund is used to administer proceeds from excise tax revenue bonds (RARF). Proceeds fund various projects in the Maricopa County regional transportation plan freeway program and the principal and interest payments on transportation excise tax revenue bonds. RARF bonds are secured by a pledge of 66.7% of voter-approved transportation excise taxes collected in Maricopa County. The 20-year tax was approved by County voters in 2004 and expires on December 31, 2025.</p>

Forecast Methodology: (include key revenue drivers, assumptions, or changes to the fund)
<p>The revenue forecast is based on bond repayment schedules and anticipated project expenditures. This fund also receives interest from the state treasury on invested fund balances. The current projection assumes no new bond issuances in FY 2022 or FY 2023.</p>

Revenue Schedule

Agency:	Department of Transportation
----------------	-------------------------------------

Fund:	DT9901 State Motor Vehicle Fleet Recapitalization Fund - NEW
--------------	---

AFIS Code	Category of Receipt and Description	FY 2021	FY 2022	FY 2023
4369	OTHER INTER-AGENCY REVENUE	0.0	4,500.0	4,500.0
4901	OPERATING TRANSFERS IN	0.0	3,000.0	0.0
Fund Total:		0.0	7,500.0	4,500.0

ADOT REVENUE FORECAST METHODOLOGY

Fund No:	DT4072 (DT9901 in BUDDIES)
Fund Name:	State Fleet Replacement Fund
Citation:	A.R.S. § 28-476
Fund Description:	
<p>Laws 2021, 1st Regular Session, Chapter 413 (SB1829) transfers the authority to operate state fleet from the Arizona Department of Administration (ADOA) to ADOT. The bill also creates a new State Vehicle Replacement Fund, consisting of revenues from fees paid by participating agencies, to cover the cost of replacing fleet vehicles. The bill also transfers the remaining balance from the ADOA Motor Vehicle Pool Revolving Fund to the State Fleet Replacement Fund.</p> <p>Revenues are primarily derived from recapitalization fees paid by participating agencies for vehicle replacement. The recapitalization fee is based on the acquisition price of the vehicle plus an inflation adjustment divided by 84 months. Recapitalization rates are charged to participating agencies monthly on a per vehicle basis. At the end of the life of the vehicle the fees collected are intended to fund a vehicle replacement.</p>	

Forecast Methodology: (include key revenue drivers, assumptions, or changes to the fund)
<p>The State Fleet Replacement Fund was established in FY 2022. It is also the first year the new recapitalization fee structure will be in place. ADOT revenue estimates are based on the revenue and expenditure estimates used to set the FY 2022 appropriation in the fund (\$4,500,000) and the transfer of funds from the ADOA Motor Vehicle Pool Revolving Fund (\$2,800,000).</p>

Revenue Schedule

Agency: Department of Transportation

Fund: DT9999 State Motor Vehicle Fleet Operations Fund - NEW

AFIS Code	Category of Receipt and Description	FY 2021	FY 2022	FY 2023
4152	CORPORATION INCOME TAX	0.0	0.0	0.0
4369	OTHER INTER-AGENCY REVENUE	0.0	13,767.7	13,767.7
4901	OPERATING TRANSFERS IN	0.0	590.4	0.0
Fund Total:		0.0	14,358.1	13,767.7

ADOT REVENUE FORECAST METHODOLOGY

Fund No:	DT4071 (DT9999 in BUDDIES)
Fund Name:	State Fleet Operations Fund
Citation:	A.R.S. § 28-475
Fund Description:	
<p>Laws 2021, 1st Regular Session, Chapter 413 (SB1829) transfers the authority to operate state fleet from the Arizona Department of Administration (ADOA) to ADOT. The bill also creates a new State Fleet Operations Fund, consisting of revenues from fees paid by participating agencies, to cover the cost of operating the state fleet and maintaining fleet vehicles.</p> <p>The bill also transfers the remaining balance from the department's Interagency Service Agreement Fund, which has been used to fund state fleet operations during the transition period, to the State Fleet Operations Fund.</p> <p>Revenues derived from fees paid by participating agencies include: usage charges (maintenance and repair), direct labor charges for non-participating agencies, Fleet Management Service Charge (FMSC), Global Positioning System (GPS) charges, fuel, voyager (fuel card), fleet focus, surplus, indirect cost allocation plan (ICAP) charges, and risk/insurance.</p>	
Forecast Methodology: (include key revenue drivers, assumptions, or changes to the fund)	
<p>The State Fleet Operations Fund was established in FY 2022. It is also the first year the new fee structure will be in place. ADOT revenue estimates are based on the revenue and expenditure estimates used to set the FY 2022 appropriation in the fund (\$13,767,700) and the transfer of funds from the department's Interagency Service Agreement Fund (\$590,400).</p>	

Sources and Uses of Funds

Agency:	Department of Transportation
Fund:	DT2005 State Aviation Fund

Cash Flow Summary	Actual FY 2021	Estimate FY 2022	Estimate FY 2023
Balance Forward from Prior Year	52,465.4	75,739.5	36,542.0
Revenue (From Revenue Schedule)	45,609.7	31,748.8	34,667.4
Total Available	98,075.1	107,488.3	71,209.4
Total Appropriated Disbursements	16,626.9	70,946.3	35,136.2
Total Non-Appropriated Disbursements	5,708.7	0.0	18,535.5
Balance Forward to Next Year	75,739.5	36,542.0	17,537.7

Appropriated Expenditure	Actual FY 2021	Estimate FY 2022	Estimate FY 2023
Expenditure Categories			
Personal Services	384.3	384.1	384.1
Employee Related Expenses	141.1	159.4	159.4
Prof. And Outside Services	32.7	66.0	66.0
Travel - In State	0.1	5.0	5.0
Travel - Out of State	1.7	9.0	9.0
Food	0.0	0.0	0.0
Aid to Organizations and Individuals	0.0	0.0	0.0
Other Operating Expenses	851.4	1,368.7	1,368.7
Equipment	220.5	12.0	12.0
Capital Outlay	136.6	10.0	10.0
Debt Service	0.0	0.0	0.0
Cost Allocation	0.0	0.0	0.0
Transfers	0.0	0.0	0.0
Expenditure Categories Total:	1,768.4	2,014.2	2,014.2
Non-Lapsing Authority from Prior Years	7,427.0	8,615.7	0.0
Administrative Adjustments	79.9	16,006.0	0.0
Capital Projects (Land, Buildings,Improvements)	7,351.7	44,310.4	33,122.0
Appropriated 27th Pay Roll	0.0	0.0	0.0
Legislative Fund Transfers	0.0	0.0	0.0
IT Project Transfers	0.0	0.0	0.0
Appropriated Expenditure Total:	16,626.9	70,946.3	35,136.2
Appropriated FTE:	15.0	0.0	0.0

Non-Appropriated Expenditure	Actual FY 2021	Estimate FY 2022	Estimate FY 2023
Expenditure Categories			
Personal Services	0.0	0.0	0.0
Employee Related Expenses	0.0	0.0	0.0
Prof. And Outside Services	0.0	0.0	0.0
Travel - In State	0.0	0.0	0.0
Travel - Out of State	0.0	0.0	0.0
Food	0.0	0.0	0.0
Aid to Organizations and Individuals	0.0	0.0	0.0
Other Operating Expenses	0.0	0.0	0.0
Equipment	0.0	0.0	0.0
Capital Outlay	5,708.7	0.0	0.0
Debt Service	0.0	0.0	0.0
Cost Allocation	0.0	0.0	0.0
Transfers	0.0	0.0	0.0
Expenditure Categories Total:	5,708.7	0.0	0.0
Cap Transfer due to Fund Balance	0.0	0.0	0.0
Residual Equity Transfer	0.0	0.0	0.0
Prior Commitments or Obligated Expenditures	0.0	0.0	18,535.5
Non Appropriated 27th Pay Roll	0.0	0.0	0.0
Non-Appropriated Expenditure Total:	5,708.7	0.0	18,535.5
Non-Appropriated FTE:	0.0	0.0	0.0

Sources and Uses of Funds

Agency: Department of Transportation

Fund Description

OSPB: The primary revenue source consists of flight property, aircraft and fuel taxes. Funds are used for funding operations of the Multimodal Planning Division's Aeronautics Group, the Grand Canyon Airport, and the five-year Airport Development Program.

Sources and Uses of Funds

Agency:	Department of Transportation
Fund:	DT2029 Regional Area Road Fund - Maricopa County

Cash Flow Summary	Actual FY 2021	Estimate FY 2022	Estimate FY 2023
Balance Forward from Prior Year	455,765.3	518,859.4	359,598.0
Revenue (From Revenue Schedule)	594,972.9	627,520.4	803,633.1
Total Available	1,050,738.3	1,146,379.8	1,163,231.1
Total Appropriated Disbursements	0.0	0.0	0.0
Total Non-Appropriated Disbursements	531,878.8	786,781.8	817,940.6
Balance Forward to Next Year	518,859.4	359,598.0	345,290.5

Appropriated Expenditure	Actual FY 2021	Estimate FY 2022	Estimate FY 2023
Expenditure Categories			
Personal Services	0.0	0.0	0.0
Employee Related Expenses	0.0	0.0	0.0
Prof. And Outside Services	0.0	0.0	0.0
Travel - In State	0.0	0.0	0.0
Travel - Out of State	0.0	0.0	0.0
Food	0.0	0.0	0.0
Aid to Organizations and Individuals	0.0	0.0	0.0
Other Operating Expenses	0.0	0.0	0.0
Equipment	0.0	0.0	0.0
Capital Outlay	0.0	0.0	0.0
Debt Service	0.0	0.0	0.0
Cost Allocation	0.0	0.0	0.0
Transfers	0.0	0.0	0.0
Expenditure Categories Total:	0.0	0.0	0.0
Non-Lapsing Authority from Prior Years	0.0	0.0	0.0
Administrative Adjustments	0.0	0.0	0.0
Capital Projects (Land, Buildings,Improvements)	0.0	0.0	0.0
Appropriated 27th Pay Roll	0.0	0.0	0.0
Legislative Fund Transfers	0.0	0.0	0.0
IT Project Transfers	0.0	0.0	0.0
Appropriated Expenditure Total:	0.0	0.0	0.0
Appropriated FTE:	0.0	0.0	0.0

Non-Appropriated Expenditure	Actual FY 2021	Estimate FY 2022	Estimate FY 2023
Expenditure Categories			
Personal Services	0.0	0.0	0.0
Employee Related Expenses	0.0	0.0	0.0
Prof. And Outside Services	0.0	0.0	0.0
Travel - In State	0.0	0.0	0.0
Travel - Out of State	0.0	0.0	0.0
Food	0.0	0.0	0.0
Aid to Organizations and Individuals	0.0	0.0	0.0
Other Operating Expenses	0.0	0.0	0.0
Equipment	0.0	0.0	0.0
Capital Outlay	531,878.8	0.0	0.0
Debt Service	0.0	0.0	0.0
Cost Allocation	0.0	0.0	0.0
Transfers	0.0	0.0	0.0
Expenditure Categories Total:	531,878.8	0.0	0.0
Cap Transfer due to Fund Balance	0.0	0.0	0.0
Residual Equity Transfer	0.0	0.0	0.0
Prior Commitments or Obligated Expenditures	0.0	786,781.8	817,940.6
Non Appropriated 27th Pay Roll	0.0	0.0	0.0
Non-Appropriated Expenditure Total:	531,878.8	786,781.8	817,940.6
Non-Appropriated FTE:	0.0	0.0	0.0

Sources and Uses of Funds

Agency: Department of Transportation

Fund Description

OSPB: This fund is a special revenue fund that receives Maricopa County Transportation Excise Tax monies that are used for the construction of certain state highways and arterial streets within Maricopa County.

Sources and Uses of Funds

Agency:	Department of Transportation
Fund:	DT2030 State Highway Fund

Cash Flow Summary	Actual FY 2021	Estimate FY 2022	Estimate FY 2023
Balance Forward from Prior Year	658,790.6	799,733.3	773,028.9
Revenue (From Revenue Schedule)	1,254,747.0	1,506,931.1	1,596,909.8
Total Available	1,913,537.6	2,306,664.4	2,369,938.7
Total Appropriated Disbursements	552,211.3	837,383.4	811,990.2
Total Non-Appropriated Disbursements	561,593.0	696,252.1	861,144.6
Balance Forward to Next Year	799,733.3	773,028.9	696,803.9

Appropriated Expenditure	Actual FY 2021	Estimate FY 2022	Estimate FY 2023
Expenditure Categories			
Personal Services	154,680.7	158,185.6	161,075.4
Employee Related Expenses	68,103.7	72,023.9	73,711.8
Prof. And Outside Services	14,130.1	16,698.4	16,998.4
Travel - In State	548.6	969.1	969.1
Travel - Out of State	(0.3)	149.1	149.1
Food	3.5	0.7	0.7
Aid to Organizations and Individuals	2.2	4.5	4.5
Other Operating Expenses	164,783.4	201,477.0	194,925.4
Equipment	18,636.8	19,664.0	26,764.0
Capital Outlay	518.9	1.1	1.1
Debt Service	0.0	0.0	0.0
Cost Allocation	(53,353.4)	(54,800.0)	(54,800.0)
Transfers	1,078.2	330.7	330.7
Expenditure Categories Total:	369,132.4	414,704.1	420,130.2
Non-Lapsing Authority from Prior Years	25,293.3	38,402.0	0.0
Administrative Adjustments	15,167.0	4,017.3	0.0
Capital Projects (Land, Buildings, Improvements)	142,618.6	380,260.0	391,860.0
Appropriated 27th Pay Roll	0.0	0.0	0.0
Legislative Fund Transfers	0.0	0.0	0.0
IT Project Transfers	0.0	0.0	0.0
Appropriated Expenditure Total:	552,211.3	837,383.4	811,990.2
Appropriated FTE:	3,344.0	0.0	84.0

Non-Appropriated Expenditure	Actual FY 2021	Estimate FY 2022	Estimate FY 2023
Expenditure Categories			
Personal Services	429.0	526.5	526.5
Employee Related Expenses	161.5	211.9	211.9
Prof. And Outside Services	57.8	0.0	0.0
Travel - In State	0.0	10.0	10.0
Travel - Out of State	0.0	0.0	0.0
Food	0.0	0.0	0.0
Aid to Organizations and Individuals	0.0	0.0	0.0
Other Operating Expenses	7,793.3	6,361.5	6,361.5
Equipment	0.0	0.0	0.0
Capital Outlay	553,151.5	0.6	0.6
Debt Service	0.0	0.0	0.0
Cost Allocation	0.0	0.0	0.0
Transfers	0.0	0.0	0.0
Expenditure Categories Total:	561,593.0	7,110.5	7,110.5
Cap Transfer due to Fund Balance	0.0	0.0	0.0
Residual Equity Transfer	0.0	0.0	0.0
Prior Commitments or Obligated Expenditures	0.0	689,141.6	854,034.1
Non Appropriated 27th Pay Roll	0.0	0.0	0.0
Non-Appropriated Expenditure Total:	561,593.0	696,252.1	861,144.6
Non-Appropriated FTE:	13.0	0.0	0.0

Sources and Uses of Funds

Agency: Department of Transportation

Fund Description

OSPB: Monies in the fund consist of statutory transfers from the Highway User Revenue Fund. The State Highway Fund supports the Department of Transportation's administration and costs of engineering, construction and maintenance of state highways and parts of highways forming state routes, and law enforcement on state highways.

Sources and Uses of Funds

Agency:	Department of Transportation
Fund:	DT2031 Arizona Highways Magazine Fund

Cash Flow Summary	Actual FY 2021	Estimate FY 2022	Estimate FY 2023
Balance Forward from Prior Year	3,972.4	4,133.6	4,163.2
Revenue (From Revenue Schedule)	4,971.6	4,860.5	4,860.5
Total Available	8,944.0	8,994.1	9,023.7
Total Appropriated Disbursements	0.0	0.0	0.0
Total Non-Appropriated Disbursements	4,810.3	4,830.9	4,830.9
Balance Forward to Next Year	4,133.6	4,163.2	4,192.8

Appropriated Expenditure	Actual FY 2021	Estimate FY 2022	Estimate FY 2023
Expenditure Categories			
Personal Services	0.0	0.0	0.0
Employee Related Expenses	0.0	0.0	0.0
Prof. And Outside Services	0.0	0.0	0.0
Travel - In State	0.0	0.0	0.0
Travel - Out of State	0.0	0.0	0.0
Food	0.0	0.0	0.0
Aid to Organizations and Individuals	0.0	0.0	0.0
Other Operating Expenses	0.0	0.0	0.0
Equipment	0.0	0.0	0.0
Capital Outlay	0.0	0.0	0.0
Debt Service	0.0	0.0	0.0
Cost Allocation	0.0	0.0	0.0
Transfers	0.0	0.0	0.0
Expenditure Categories Total:	0.0	0.0	0.0
Non-Lapsing Authority from Prior Years	0.0	0.0	0.0
Administrative Adjustments	0.0	0.0	0.0
Capital Projects (Land, Buildings,Improvements)	0.0	0.0	0.0
Appropriated 27th Pay Roll	0.0	0.0	0.0
Legislative Fund Transfers	0.0	0.0	0.0
IT Project Transfers	0.0	0.0	0.0
Appropriated Expenditure Total:	0.0	0.0	0.0
Appropriated FTE:	0.0	0.0	0.0

Non-Appropriated Expenditure	Actual FY 2021	Estimate FY 2022	Estimate FY 2023
Expenditure Categories			
Personal Services	1,197.2	1,165.5	1,165.5
Employee Related Expenses	453.9	462.7	462.7
Prof. And Outside Services	484.0	301.0	301.0
Travel - In State	1.4	3.7	3.7
Travel - Out of State	0.0	10.7	10.7
Food	0.0	0.0	0.0
Aid to Organizations and Individuals	0.0	0.0	0.0
Other Operating Expenses	2,668.1	2,869.9	2,869.9
Equipment	5.9	17.4	17.4
Capital Outlay	0.0	0.0	0.0
Debt Service	0.0	0.0	0.0
Cost Allocation	0.0	0.0	0.0
Transfers	0.0	0.0	0.0
Expenditure Categories Total:	4,810.3	4,830.9	4,830.9
Cap Transfer due to Fund Balance	0.0	0.0	0.0
Residual Equity Transfer	0.0	0.0	0.0
Prior Commitments or Obligated Expenditures	0.0	0.0	0.0
Non Appropriated 27th Pay Roll	0.0	0.0	0.0
Non-Appropriated Expenditure Total:	4,810.3	4,830.9	4,830.9
Non-Appropriated FTE:	17.0	0.0	0.0

Sources and Uses of Funds

Agency: Department of Transportation

Fund Description

OSPB: Primary revenues consists of receipts generated from sales of the Arizona Highways Magazine. The fund provides for the production and sales of subscriptions, maps, pamphlets, etc.

Sources and Uses of Funds

Agency:	Department of Transportation
Fund:	DT2044 Highway Damage Recovery Account Fund

Cash Flow Summary	Actual FY 2021	Estimate FY 2022	Estimate FY 2023
Balance Forward from Prior Year	1,043.8	234.2	(2,806.8)
Revenue (From Revenue Schedule)	4,582.7	4,959.0	4,959.0
Total Available	5,626.5	5,193.2	2,152.2
Total Appropriated Disbursements	5,392.3	8,000.0	8,000.0
Total Non-Appropriated Disbursements	0.0	0.0	0.0
Balance Forward to Next Year	234.2	(2,806.8)	(5,847.8)

Appropriated Expenditure	Actual FY 2021	Estimate FY 2022	Estimate FY 2023
Expenditure Categories			
Personal Services	0.0	0.0	0.0
Employee Related Expenses	0.0	0.0	0.0
Prof. And Outside Services	0.0	0.0	0.0
Travel - In State	0.0	0.0	0.0
Travel - Out of State	0.0	0.0	0.0
Food	0.0	0.0	0.0
Aid to Organizations and Individuals	0.0	0.0	0.0
Other Operating Expenses	5,392.3	8,000.0	8,000.0
Equipment	0.0	0.0	0.0
Capital Outlay	0.0	0.0	0.0
Debt Service	0.0	0.0	0.0
Cost Allocation	0.0	0.0	0.0
Transfers	0.0	0.0	0.0
Expenditure Categories Total:	5,392.3	8,000.0	8,000.0
Non-Lapsing Authority from Prior Years	0.0	0.0	0.0
Administrative Adjustments	0.0	0.0	0.0
Capital Projects (Land, Buildings, Improvements)	0.0	0.0	0.0
Appropriated 27th Pay Roll	0.0	0.0	0.0
Legislative Fund Transfers	0.0	0.0	0.0
IT Project Transfers	0.0	0.0	0.0
Appropriated Expenditure Total:	5,392.3	8,000.0	8,000.0
Appropriated FTE:	0.0	0.0	0.0

Non-Appropriated Expenditure	Actual FY 2021	Estimate FY 2022	Estimate FY 2023
Expenditure Categories			
Personal Services	0.0	0.0	0.0
Employee Related Expenses	0.0	0.0	0.0
Prof. And Outside Services	0.0	0.0	0.0
Travel - In State	0.0	0.0	0.0
Travel - Out of State	0.0	0.0	0.0
Food	0.0	0.0	0.0
Aid to Organizations and Individuals	0.0	0.0	0.0
Other Operating Expenses	0.0	0.0	0.0
Equipment	0.0	0.0	0.0
Capital Outlay	0.0	0.0	0.0
Debt Service	0.0	0.0	0.0
Cost Allocation	0.0	0.0	0.0
Transfers	0.0	0.0	0.0
Expenditure Categories Total:	0.0	0.0	0.0
Cap Transfer due to Fund Balance	0.0	0.0	0.0
Residual Equity Transfer	0.0	0.0	0.0
Prior Commitments or Obligated Expenditures	0.0	0.0	0.0
Non Appropriated 27th Pay Roll	0.0	0.0	0.0
Non-Appropriated Expenditure Total:	0.0	0.0	0.0
Non-Appropriated FTE:	0.0	0.0	0.0

Fund Description

OSPB:

ADOT NEGATIVE CASH BALANCE EXPLANATION

Fund No:	DT2044
Fund Name:	Highway Damage Recovery Account
Citation:	A.R.S. § 28-6994
Negative Balance Explanation:	
The Highway Damage Recovery Fund forecasts a negative balance in FY 2022 and FY 2023. ADOT is limited by the available cash in the fund and the department will only spend the lessor of the appropriation or available cash. Maintaining the current appropriation level allows the department to reduce the period of deferred maintenance. This is extremely vital for major 3 rd party claims.	

Sources and Uses of Funds

Agency:	Department of Transportation
Fund:	DT2071 Transportation Department Equipment Fund

Cash Flow Summary	Actual FY 2021	Estimate FY 2022	Estimate FY 2023
Balance Forward from Prior Year	5,818.2	1,662.6	77.5
Revenue (From Revenue Schedule)	14,998.1	17,700.1	19,285.2
Total Available	20,816.4	19,362.7	19,362.7
Total Appropriated Disbursements	19,153.7	19,285.2	19,285.2
Total Non-Appropriated Disbursements	0.0	0.0	0.0
Balance Forward to Next Year	1,662.6	77.5	77.5

Appropriated Expenditure	Actual FY 2021	Estimate FY 2022	Estimate FY 2023
Expenditure Categories			
Personal Services	9,212.0	9,199.7	9,199.7
Employee Related Expenses	4,132.3	4,101.5	4,101.5
Prof. And Outside Services	216.9	20.0	20.0
Travel - In State	40.6	2.0	2.0
Travel - Out of State	1.2	0.0	0.0
Food	0.0	0.0	0.0
Aid to Organizations and Individuals	0.0	0.0	0.0
Other Operating Expenses	4,812.3	5,962.0	5,962.0
Equipment	158.5	0.0	0.0
Capital Outlay	9.9	0.0	0.0
Debt Service	0.0	0.0	0.0
Cost Allocation	0.0	0.0	0.0
Transfers	0.0	0.0	0.0
Expenditure Categories Total:	18,583.7	19,285.2	19,285.2
Non-Lapsing Authority from Prior Years	0.0	0.0	0.0
Administrative Adjustments	570.1	0.0	0.0
Capital Projects (Land, Buildings,Improvements)	0.0	0.0	0.0
Appropriated 27th Pay Roll	0.0	0.0	0.0
Legislative Fund Transfers	0.0	0.0	0.0
IT Project Transfers	0.0	0.0	0.0
Appropriated Expenditure Total:	19,153.7	19,285.2	19,285.2
Appropriated FTE:	177.0	0.0	0.0

Non-Appropriated Expenditure	Actual FY 2021	Estimate FY 2022	Estimate FY 2023
Expenditure Categories			
Personal Services	0.0	0.0	0.0
Employee Related Expenses	0.0	0.0	0.0
Prof. And Outside Services	0.0	0.0	0.0
Travel - In State	0.0	0.0	0.0
Travel - Out of State	0.0	0.0	0.0
Food	0.0	0.0	0.0
Aid to Organizations and Individuals	0.0	0.0	0.0
Other Operating Expenses	0.0	0.0	0.0
Equipment	0.0	0.0	0.0
Capital Outlay	0.0	0.0	0.0
Debt Service	0.0	0.0	0.0
Cost Allocation	0.0	0.0	0.0
Transfers	0.0	0.0	0.0
Expenditure Categories Total:	0.0	0.0	0.0
Cap Transfer due to Fund Balance	0.0	0.0	0.0
Residual Equity Transfer	0.0	0.0	0.0
Prior Commitments or Obligated Expenditures	0.0	0.0	0.0
Non Appropriated 27th Pay Roll	0.0	0.0	0.0
Non-Appropriated Expenditure Total:	0.0	0.0	0.0
Non-Appropriated FTE:	0.0	0.0	0.0

Sources and Uses of Funds

Agency: Department of Transportation

Fund Description

OSPB: The fund is primarily funded by charges it collects from the various divisions of the Department of Transportation for renting vehicles and equipment. In turn, the receipts collected are used to maintain and replace the Agency's inventory of automobiles, trucks, heavy equipment, and other field equipment.

Sources and Uses of Funds

Agency:	Department of Transportation
Fund:	DT2097 ADOT Federal Programs Fund

Cash Flow Summary	Actual FY 2021	Estimate FY 2022	Estimate FY 2023
Balance Forward from Prior Year	356.0	1,547.0	2,767.8
Revenue (From Revenue Schedule)	32,030.1	30,526.7	29,746.4
Total Available	32,386.1	32,073.7	32,514.2
Total Appropriated Disbursements	0.0	0.0	0.0
Total Non-Appropriated Disbursements	30,839.2	29,305.9	29,746.4
Balance Forward to Next Year	1,547.0	2,767.8	2,767.8

Appropriated Expenditure	Actual FY 2021	Estimate FY 2022	Estimate FY 2023
Expenditure Categories			
Personal Services	0.0	0.0	0.0
Employee Related Expenses	0.0	0.0	0.0
Prof. And Outside Services	0.0	0.0	0.0
Travel - In State	0.0	0.0	0.0
Travel - Out of State	0.0	0.0	0.0
Food	0.0	0.0	0.0
Aid to Organizations and Individuals	0.0	0.0	0.0
Other Operating Expenses	0.0	0.0	0.0
Equipment	0.0	0.0	0.0
Capital Outlay	0.0	0.0	0.0
Debt Service	0.0	0.0	0.0
Cost Allocation	0.0	0.0	0.0
Transfers	0.0	0.0	0.0
Expenditure Categories Total:	0.0	0.0	0.0
Non-Lapsing Authority from Prior Years	0.0	0.0	0.0
Administrative Adjustments	0.0	0.0	0.0
Capital Projects (Land, Buildings, Improvements)	0.0	0.0	0.0
Appropriated 27th Pay Roll	0.0	0.0	0.0
Legislative Fund Transfers	0.0	0.0	0.0
IT Project Transfers	0.0	0.0	0.0
Appropriated Expenditure Total:	0.0	0.0	0.0
Appropriated FTE:	0.0	0.0	0.0

Non-Appropriated Expenditure	Actual FY 2021	Estimate FY 2022	Estimate FY 2023
Expenditure Categories			
Personal Services	0.0	0.0	0.0
Employee Related Expenses	0.0	0.0	0.0
Prof. And Outside Services	0.0	0.0	0.0
Travel - In State	0.0	0.0	0.0
Travel - Out of State	0.0	0.0	0.0
Food	0.0	0.0	0.0
Aid to Organizations and Individuals	0.0	0.0	0.0
Other Operating Expenses	0.0	0.0	0.0
Equipment	0.0	0.0	0.0
Capital Outlay	30,839.2	0.0	0.0
Debt Service	0.0	0.0	0.0
Cost Allocation	0.0	0.0	0.0
Transfers	0.0	0.0	0.0
Expenditure Categories Total:	30,839.2	0.0	0.0
Cap Transfer due to Fund Balance	0.0	0.0	0.0
Residual Equity Transfer	0.0	0.0	0.0
Prior Commitments or Obligated Expenditures	0.0	29,305.9	29,746.4
Non Appropriated 27th Pay Roll	0.0	0.0	0.0
Non-Appropriated Expenditure Total:	30,839.2	29,305.9	29,746.4
Non-Appropriated FTE:	10.0	0.0	0.0

Sources and Uses of Funds

Agency: Department of Transportation

Fund Description

OSPB: Revenues consist of a variety of federal grants that are non-federal aid highway in nature. Grants include: Federal Highway Materials Program, Federal Highway Fatality File and Federal Transit Planning Assistance.

Sources and Uses of Funds

Agency:	Department of Transportation
Fund:	DT2108 Safety Enforcement and Transportation Infrastructure Fund

Cash Flow Summary	Actual FY 2021	Estimate FY 2022	Estimate FY 2023
Balance Forward from Prior Year	374.4	1,540.9	0.1
Revenue (From Revenue Schedule)	1,765.9	0.0	0.0
Total Available	2,140.3	1,540.9	0.1
Total Appropriated Disbursements	599.5	1,540.8	0.0
Total Non-Appropriated Disbursements	0.0	0.0	0.0
Balance Forward to Next Year	1,540.9	0.1	0.1

Appropriated Expenditure	Actual FY 2021	Estimate FY 2022	Estimate FY 2023
Expenditure Categories			
Personal Services	185.2	0.0	0.0
Employee Related Expenses	88.8	0.0	0.0
Prof. And Outside Services	0.0	0.0	0.0
Travel - In State	2.2	0.0	0.0
Travel - Out of State	0.0	0.0	0.0
Food	0.0	0.0	0.0
Aid to Organizations and Individuals	0.0	0.0	0.0
Other Operating Expenses	320.4	0.0	0.0
Equipment	0.2	0.0	0.0
Capital Outlay	0.0	0.0	0.0
Debt Service	0.0	0.0	0.0
Cost Allocation	0.0	0.0	0.0
Transfers	0.0	0.0	0.0
Expenditure Categories Total:	596.7	0.0	0.0
Non-Lapsing Authority from Prior Years	0.0	0.0	0.0
Administrative Adjustments	2.7	0.0	0.0
Capital Projects (Land, Buildings,Improvements)	0.0	0.0	0.0
Appropriated 27th Pay Roll	0.0	0.0	0.0
Legislative Fund Transfers	0.0	1,540.8	0.0
IT Project Transfers	0.0	0.0	0.0
Appropriated Expenditure Total:	599.5	1,540.8	0.0
Appropriated FTE:	0.0	0.0	0.0

Non-Appropriated Expenditure	Actual FY 2021	Estimate FY 2022	Estimate FY 2023
Expenditure Categories			
Personal Services	0.0	0.0	0.0
Employee Related Expenses	0.0	0.0	0.0
Prof. And Outside Services	0.0	0.0	0.0
Travel - In State	0.0	0.0	0.0
Travel - Out of State	0.0	0.0	0.0
Food	0.0	0.0	0.0
Aid to Organizations and Individuals	0.0	0.0	0.0
Other Operating Expenses	0.0	0.0	0.0
Equipment	0.0	0.0	0.0
Capital Outlay	0.0	0.0	0.0
Debt Service	0.0	0.0	0.0
Cost Allocation	0.0	0.0	0.0
Transfers	0.0	0.0	0.0
Expenditure Categories Total:	0.0	0.0	0.0
Cap Transfer due to Fund Balance	0.0	0.0	0.0
Residual Equity Transfer	0.0	0.0	0.0
Prior Commitments or Obligated Expenditures	0.0	0.0	0.0
Non Appropriated 27th Pay Roll	0.0	0.0	0.0
Non-Appropriated Expenditure Total:	0.0	0.0	0.0
Non-Appropriated FTE:	0.0	0.0	0.0

Sources and Uses of Funds

Agency: Department of Transportation

Fund Description

OSPB: Consists of various fees assessed at the ports of entry. The funds provide monies for the enforcement of vehicle safety requirements within 25 miles of the Arizona/Mexico border, maintenance of transportation facilities within 25 miles of the border and any improvements to the North American Free Trade Agreement corridor.

Sources and Uses of Funds

Agency:	Department of Transportation
Fund:	DT2150 Abandoned Vehicles Administration Fund

Cash Flow Summary	Actual FY 2021	Estimate FY 2022	Estimate FY 2023
Balance Forward from Prior Year	250.6	213.7	239.0
Revenue (From Revenue Schedule)	1,391.3	1,025.3	1,025.3
Total Available	1,641.9	1,239.0	1,264.3
Total Appropriated Disbursements	0.0	0.0	0.0
Total Non-Appropriated Disbursements	1,428.2	1,000.0	1,000.0
Balance Forward to Next Year	213.7	239.0	264.3

Appropriated Expenditure	Actual FY 2021	Estimate FY 2022	Estimate FY 2023
Expenditure Categories			
Personal Services	0.0	0.0	0.0
Employee Related Expenses	0.0	0.0	0.0
Prof. And Outside Services	0.0	0.0	0.0
Travel - In State	0.0	0.0	0.0
Travel - Out of State	0.0	0.0	0.0
Food	0.0	0.0	0.0
Aid to Organizations and Individuals	0.0	0.0	0.0
Other Operating Expenses	0.0	0.0	0.0
Equipment	0.0	0.0	0.0
Capital Outlay	0.0	0.0	0.0
Debt Service	0.0	0.0	0.0
Cost Allocation	0.0	0.0	0.0
Transfers	0.0	0.0	0.0
Expenditure Categories Total:	0.0	0.0	0.0
Non-Lapsing Authority from Prior Years	0.0	0.0	0.0
Administrative Adjustments	0.0	0.0	0.0
Capital Projects (Land, Buildings,Improvements)	0.0	0.0	0.0
Appropriated 27th Pay Roll	0.0	0.0	0.0
Legislative Fund Transfers	0.0	0.0	0.0
IT Project Transfers	0.0	0.0	0.0
Appropriated Expenditure Total:	0.0	0.0	0.0
Appropriated FTE:	0.0	0.0	0.0

Non-Appropriated Expenditure	Actual FY 2021	Estimate FY 2022	Estimate FY 2023
Expenditure Categories			
Personal Services	0.0	0.0	0.0
Employee Related Expenses	0.0	0.0	0.0
Prof. And Outside Services	0.0	0.0	0.0
Travel - In State	0.0	0.0	0.0
Travel - Out of State	0.0	0.0	0.0
Food	0.0	0.0	0.0
Aid to Organizations and Individuals	0.0	0.0	0.0
Other Operating Expenses	1,428.2	1,000.0	1,000.0
Equipment	0.0	0.0	0.0
Capital Outlay	0.0	0.0	0.0
Debt Service	0.0	0.0	0.0
Cost Allocation	0.0	0.0	0.0
Transfers	0.0	0.0	0.0
Expenditure Categories Total:	1,428.2	1,000.0	1,000.0
Cap Transfer due to Fund Balance	0.0	0.0	0.0
Residual Equity Transfer	0.0	0.0	0.0
Prior Commitments or Obligated Expenditures	0.0	0.0	0.0
Non Appropriated 27th Pay Roll	0.0	0.0	0.0
Non-Appropriated Expenditure Total:	1,428.2	1,000.0	1,000.0
Non-Appropriated FTE:	0.0	0.0	0.0

Fund Description

OSPB:

Sources and Uses of Funds

Agency:	Department of Transportation
Fund:	DT2208 Ignition Interlock Device Fund

Cash Flow Summary	Actual FY 2021	Estimate FY 2022	Estimate FY 2023
Balance Forward from Prior Year	108.1	92.4	48.2
Revenue (From Revenue Schedule)	281.2	306.9	306.9
Total Available	389.3	399.3	355.1
Total Appropriated Disbursements	296.9	351.1	351.1
Total Non-Appropriated Disbursements	0.0	0.0	0.0
Balance Forward to Next Year	92.4	48.2	4.0

Appropriated Expenditure	Actual FY 2021	Estimate FY 2022	Estimate FY 2023
Expenditure Categories			
Personal Services	186.9	236.6	236.6
Employee Related Expenses	108.2	113.0	113.0
Prof. And Outside Services	0.0	0.0	0.0
Travel - In State	0.0	0.1	0.1
Travel - Out of State	0.0	0.0	0.0
Food	0.0	0.0	0.0
Aid to Organizations and Individuals	0.0	0.0	0.0
Other Operating Expenses	1.9	1.4	1.4
Equipment	0.0	0.0	0.0
Capital Outlay	0.0	0.0	0.0
Debt Service	0.0	0.0	0.0
Cost Allocation	0.0	0.0	0.0
Transfers	0.0	0.0	0.0
Expenditure Categories Total:	296.9	351.1	351.1
Non-Lapsing Authority from Prior Years	0.0	0.0	0.0
Administrative Adjustments	0.0	0.0	0.0
Capital Projects (Land, Buildings,Improvements)	0.0	0.0	0.0
Appropriated 27th Pay Roll	0.0	0.0	0.0
Legislative Fund Transfers	0.0	0.0	0.0
IT Project Transfers	0.0	0.0	0.0
Appropriated Expenditure Total:	296.9	351.1	351.1
Appropriated FTE:	6.0	0.0	0.0

Non-Appropriated Expenditure	Actual FY 2021	Estimate FY 2022	Estimate FY 2023
Expenditure Categories			
Personal Services	0.0	0.0	0.0
Employee Related Expenses	0.0	0.0	0.0
Prof. And Outside Services	0.0	0.0	0.0
Travel - In State	0.0	0.0	0.0
Travel - Out of State	0.0	0.0	0.0
Food	0.0	0.0	0.0
Aid to Organizations and Individuals	0.0	0.0	0.0
Other Operating Expenses	0.0	0.0	0.0
Equipment	0.0	0.0	0.0
Capital Outlay	0.0	0.0	0.0
Debt Service	0.0	0.0	0.0
Cost Allocation	0.0	0.0	0.0
Transfers	0.0	0.0	0.0
Expenditure Categories Total:	0.0	0.0	0.0
Cap Transfer due to Fund Balance	0.0	0.0	0.0
Residual Equity Transfer	0.0	0.0	0.0
Prior Commitments or Obligated Expenditures	0.0	0.0	0.0
Non Appropriated 27th Pay Roll	0.0	0.0	0.0
Non-Appropriated Expenditure Total:	0.0	0.0	0.0
Non-Appropriated FTE:	0.0	0.0	0.0

Fund Description

OSPB:

Sources and Uses of Funds

Agency:	Department of Transportation
Fund:	DT2226 Air Quality Fund

Cash Flow Summary	Actual FY 2021	Estimate FY 2022	Estimate FY 2023
Balance Forward from Prior Year	66.3	157.0	158.5
Revenue (From Revenue Schedule)	326.0	326.0	326.0
Total Available	392.3	483.0	484.5
Total Appropriated Disbursements	235.3	324.5	324.5
Total Non-Appropriated Disbursements	0.0	0.0	0.0
Balance Forward to Next Year	157.0	158.5	160.0

Appropriated Expenditure	Actual FY 2021	Estimate FY 2022	Estimate FY 2023
Expenditure Categories			
Personal Services	16.8	30.0	30.0
Employee Related Expenses	7.3	12.8	12.8
Prof. And Outside Services	20.5	204.1	204.1
Travel - In State	0.0	0.0	0.0
Travel - Out of State	0.0	0.3	0.3
Food	0.0	0.0	0.0
Aid to Organizations and Individuals	0.0	2.8	2.8
Other Operating Expenses	185.0	74.4	74.4
Equipment	0.0	0.1	0.1
Capital Outlay	0.0	0.0	0.0
Debt Service	0.0	0.0	0.0
Cost Allocation	0.0	0.0	0.0
Transfers	0.0	0.0	0.0
Expenditure Categories Total:	229.6	324.5	324.5
Non-Lapsing Authority from Prior Years	0.0	0.0	0.0
Administrative Adjustments	5.7	0.0	0.0
Capital Projects (Land, Buildings,Improvements)	0.0	0.0	0.0
Appropriated 27th Pay Roll	0.0	0.0	0.0
Legislative Fund Transfers	0.0	0.0	0.0
IT Project Transfers	0.0	0.0	0.0
Appropriated Expenditure Total:	235.3	324.5	324.5
Appropriated FTE:	0.0	0.0	0.0

Non-Appropriated Expenditure	Actual FY 2021	Estimate FY 2022	Estimate FY 2023
Expenditure Categories			
Personal Services	0.0	0.0	0.0
Employee Related Expenses	0.0	0.0	0.0
Prof. And Outside Services	0.0	0.0	0.0
Travel - In State	0.0	0.0	0.0
Travel - Out of State	0.0	0.0	0.0
Food	0.0	0.0	0.0
Aid to Organizations and Individuals	0.0	0.0	0.0
Other Operating Expenses	0.0	0.0	0.0
Equipment	0.0	0.0	0.0
Capital Outlay	0.0	0.0	0.0
Debt Service	0.0	0.0	0.0
Cost Allocation	0.0	0.0	0.0
Transfers	0.0	0.0	0.0
Expenditure Categories Total:	0.0	0.0	0.0
Cap Transfer due to Fund Balance	0.0	0.0	0.0
Residual Equity Transfer	0.0	0.0	0.0
Prior Commitments or Obligated Expenditures	0.0	0.0	0.0
Non Appropriated 27th Pay Roll	0.0	0.0	0.0
Non-Appropriated Expenditure Total:	0.0	0.0	0.0
Non-Appropriated FTE:	0.0	0.0	0.0

Sources and Uses of Funds

Agency: Department of Transportation

Fund Description

OSPB: Consists of fees collected from vehicle owners when registering a vehicle in the state. The fund is used for air quality research experiments, and supports other air quality initiatives aimed at bringing areas of the state into accord with federal clean air standards.

Sources and Uses of Funds

Agency:	Department of Transportation
Fund:	DT2244 Economic Strength Project Fund

Cash Flow Summary	Actual FY 2021	Estimate FY 2022	Estimate FY 2023
Balance Forward from Prior Year	3,376.4	3,677.7	3,690.6
Revenue (From Revenue Schedule)	1,012.9	1,012.9	1,012.9
Total Available	4,389.3	4,690.6	4,703.5
Total Appropriated Disbursements	0.0	0.0	0.0
Total Non-Appropriated Disbursements	711.6	1,000.0	1,000.0
Balance Forward to Next Year	3,677.7	3,690.6	3,703.5

Appropriated Expenditure	Actual FY 2021	Estimate FY 2022	Estimate FY 2023
Expenditure Categories			
Personal Services	0.0	0.0	0.0
Employee Related Expenses	0.0	0.0	0.0
Prof. And Outside Services	0.0	0.0	0.0
Travel - In State	0.0	0.0	0.0
Travel - Out of State	0.0	0.0	0.0
Food	0.0	0.0	0.0
Aid to Organizations and Individuals	0.0	0.0	0.0
Other Operating Expenses	0.0	0.0	0.0
Equipment	0.0	0.0	0.0
Capital Outlay	0.0	0.0	0.0
Debt Service	0.0	0.0	0.0
Cost Allocation	0.0	0.0	0.0
Transfers	0.0	0.0	0.0
Expenditure Categories Total:	0.0	0.0	0.0
Non-Lapsing Authority from Prior Years	0.0	0.0	0.0
Administrative Adjustments	0.0	0.0	0.0
Capital Projects (Land, Buildings,Improvements)	0.0	0.0	0.0
Appropriated 27th Pay Roll	0.0	0.0	0.0
Legislative Fund Transfers	0.0	0.0	0.0
IT Project Transfers	0.0	0.0	0.0
Appropriated Expenditure Total:	0.0	0.0	0.0
Appropriated FTE:	0.0	0.0	0.0

Non-Appropriated Expenditure	Actual FY 2021	Estimate FY 2022	Estimate FY 2023
Expenditure Categories			
Personal Services	0.0	0.0	0.0
Employee Related Expenses	0.0	0.0	0.0
Prof. And Outside Services	0.0	0.0	0.0
Travel - In State	0.0	0.0	0.0
Travel - Out of State	0.0	0.0	0.0
Food	0.0	0.0	0.0
Aid to Organizations and Individuals	0.0	0.0	0.0
Other Operating Expenses	0.0	0.0	0.0
Equipment	0.0	0.0	0.0
Capital Outlay	711.6	1,000.0	1,000.0
Debt Service	0.0	0.0	0.0
Cost Allocation	0.0	0.0	0.0
Transfers	0.0	0.0	0.0
Expenditure Categories Total:	711.6	1,000.0	1,000.0
Cap Transfer due to Fund Balance	0.0	0.0	0.0
Residual Equity Transfer	0.0	0.0	0.0
Prior Commitments or Obligated Expenditures	0.0	0.0	0.0
Non Appropriated 27th Pay Roll	0.0	0.0	0.0
Non-Appropriated Expenditure Total:	711.6	1,000.0	1,000.0
Non-Appropriated FTE:	0.0	0.0	0.0

Sources and Uses of Funds

Agency: Department of Transportation

Fund Description

OSPB: Funds are allocated from Highway User Revenue Funds. Provides monies for economic strength highway projects recommended by the Commerce and Economic Development Commission and approved by the State Transportation Board.

Sources and Uses of Funds

Agency:	Department of Transportation
Fund:	DT2266 Cash Deposits Fund

Cash Flow Summary	Actual FY 2021	Estimate FY 2022	Estimate FY 2023
Balance Forward from Prior Year	822.0	1,368.2	0.1
Revenue (From Revenue Schedule)	546.2	(1,368.1)	0.0
Total Available	1,368.2	0.1	0.1
Total Appropriated Disbursements	0.0	0.0	0.0
Total Non-Appropriated Disbursements	0.0	0.0	0.0
Balance Forward to Next Year	1,368.2	0.1	0.1

Appropriated Expenditure	Actual FY 2021	Estimate FY 2022	Estimate FY 2023
Expenditure Categories			
Personal Services	0.0	0.0	0.0
Employee Related Expenses	0.0	0.0	0.0
Prof. And Outside Services	0.0	0.0	0.0
Travel - In State	0.0	0.0	0.0
Travel - Out of State	0.0	0.0	0.0
Food	0.0	0.0	0.0
Aid to Organizations and Individuals	0.0	0.0	0.0
Other Operating Expenses	0.0	0.0	0.0
Equipment	0.0	0.0	0.0
Capital Outlay	0.0	0.0	0.0
Debt Service	0.0	0.0	0.0
Cost Allocation	0.0	0.0	0.0
Transfers	0.0	0.0	0.0
Expenditure Categories Total:	0.0	0.0	0.0
Non-Lapsing Authority from Prior Years	0.0	0.0	0.0
Administrative Adjustments	0.0	0.0	0.0
Capital Projects (Land, Buildings,Improvements)	0.0	0.0	0.0
Appropriated 27th Pay Roll	0.0	0.0	0.0
Legislative Fund Transfers	0.0	0.0	0.0
IT Project Transfers	0.0	0.0	0.0
Appropriated Expenditure Total:	0.0	0.0	0.0
Appropriated FTE:	0.0	0.0	0.0

Non-Appropriated Expenditure	Actual FY 2021	Estimate FY 2022	Estimate FY 2023
Expenditure Categories			
Personal Services	0.0	0.0	0.0
Employee Related Expenses	0.0	0.0	0.0
Prof. And Outside Services	0.0	0.0	0.0
Travel - In State	0.0	0.0	0.0
Travel - Out of State	0.0	0.0	0.0
Food	0.0	0.0	0.0
Aid to Organizations and Individuals	0.0	0.0	0.0
Other Operating Expenses	0.0	0.0	0.0
Equipment	0.0	0.0	0.0
Capital Outlay	0.0	0.0	0.0
Debt Service	0.0	0.0	0.0
Cost Allocation	0.0	0.0	0.0
Transfers	0.0	0.0	0.0
Expenditure Categories Total:	0.0	0.0	0.0
Cap Transfer due to Fund Balance	0.0	0.0	0.0
Residual Equity Transfer	0.0	0.0	0.0
Prior Commitments or Obligated Expenditures	0.0	0.0	0.0
Non Appropriated 27th Pay Roll	0.0	0.0	0.0
Non-Appropriated Expenditure Total:	0.0	0.0	0.0
Non-Appropriated FTE:	0.0	0.0	0.0

Sources and Uses of Funds

Agency: Department of Transportation

Fund Description

OSP: This fund receives cash advances, reimbursements and deposits that are used for state park maintenance and rental property repair.

Sources and Uses of Funds

Agency:	Department of Transportation
Fund:	DT2272 Vehicle Inspection and Certificate of Title Enforcement Fund

Cash Flow Summary	Actual FY 2021	Estimate FY 2022	Estimate FY 2023
Balance Forward from Prior Year	1,232.9	1,260.8	130.8
Revenue (From Revenue Schedule)	1,398.4	1,530.0	1,730.0
Total Available	2,631.3	2,790.8	1,860.8
Total Appropriated Disbursements	1,370.5	2,660.0	1,794.6
Total Non-Appropriated Disbursements	0.0	0.0	0.0
Balance Forward to Next Year	1,260.8	130.8	66.2

Appropriated Expenditure	Actual FY 2021	Estimate FY 2022	Estimate FY 2023
Expenditure Categories			
Personal Services	896.0	1,344.7	1,129.7
Employee Related Expenses	406.8	664.4	579.4
Prof. And Outside Services	0.0	0.0	0.0
Travel - In State	0.7	0.0	0.0
Travel - Out of State	0.0	0.0	0.0
Food	0.0	0.0	0.0
Aid to Organizations and Individuals	0.0	0.0	0.0
Other Operating Expenses	52.6	73.5	73.5
Equipment	13.7	12.0	12.0
Capital Outlay	0.0	0.0	0.0
Debt Service	0.0	0.0	0.0
Cost Allocation	0.0	0.0	0.0
Transfers	0.0	0.0	0.0
Expenditure Categories Total:	1,369.8	2,094.6	1,794.6
Non-Lapsing Authority from Prior Years	0.0	0.0	0.0
Administrative Adjustments	0.7	0.0	0.0
Capital Projects (Land, Buildings,Improvements)	0.0	0.0	0.0
Appropriated 27th Pay Roll	0.0	0.0	0.0
Legislative Fund Transfers	0.0	565.4	0.0
IT Project Transfers	0.0	0.0	0.0
Appropriated Expenditure Total:	1,370.5	2,660.0	1,794.6
Appropriated FTE:	25.0	0.0	0.0

Non-Appropriated Expenditure	Actual FY 2021	Estimate FY 2022	Estimate FY 2023
Expenditure Categories			
Personal Services	0.0	0.0	0.0
Employee Related Expenses	0.0	0.0	0.0
Prof. And Outside Services	0.0	0.0	0.0
Travel - In State	0.0	0.0	0.0
Travel - Out of State	0.0	0.0	0.0
Food	0.0	0.0	0.0
Aid to Organizations and Individuals	0.0	0.0	0.0
Other Operating Expenses	0.0	0.0	0.0
Equipment	0.0	0.0	0.0
Capital Outlay	0.0	0.0	0.0
Debt Service	0.0	0.0	0.0
Cost Allocation	0.0	0.0	0.0
Transfers	0.0	0.0	0.0
Expenditure Categories Total:	0.0	0.0	0.0
Cap Transfer due to Fund Balance	0.0	0.0	0.0
Residual Equity Transfer	0.0	0.0	0.0
Prior Commitments or Obligated Expenditures	0.0	0.0	0.0
Non Appropriated 27th Pay Roll	0.0	0.0	0.0
Non-Appropriated Expenditure Total:	0.0	0.0	0.0
Non-Appropriated FTE:	0.0	0.0	0.0

Sources and Uses of Funds

Agency: Department of Transportation

Fund Description

OSPB: Revenues in the fund consist of inspections fees. Monies in the fund are used to defray costs of investigations involving certificates of title, licensing fraud, registration enforcement and other related issues.

Sources and Uses of Funds

Agency:	Department of Transportation
Fund:	DT2285 Motor Vehicle Liability Insurance Enforcement Fund

Cash Flow Summary	Actual FY 2021	Estimate FY 2022	Estimate FY 2023
Balance Forward from Prior Year	7,807.1	7,113.0	7,050.4
Revenue (From Revenue Schedule)	1,331.1	1,709.6	1,709.6
Total Available	9,138.1	8,822.6	8,760.0
Total Appropriated Disbursements	2,025.2	1,772.2	4,002.6
Total Non-Appropriated Disbursements	0.0	0.0	0.0
Balance Forward to Next Year	7,113.0	7,050.4	4,757.4

Appropriated Expenditure	Actual FY 2021	Estimate FY 2022	Estimate FY 2023
Expenditure Categories			
Personal Services	958.1	974.4	1,189.4
Employee Related Expenses	448.8	488.0	573.0
Prof. And Outside Services	227.3	0.0	0.0
Travel - In State	0.0	1.5	1.5
Travel - Out of State	0.0	1.0	1.0
Food	0.0	0.0	0.0
Aid to Organizations and Individuals	2.5	0.0	0.0
Other Operating Expenses	40.5	307.3	307.3
Equipment	15.5	0.0	1,930.4
Capital Outlay	0.0	0.0	0.0
Debt Service	0.0	0.0	0.0
Cost Allocation	0.0	0.0	0.0
Transfers	0.0	0.0	0.0
Expenditure Categories Total:	1,692.8	1,772.2	4,002.6
Non-Lapsing Authority from Prior Years	0.0	0.0	0.0
Administrative Adjustments	332.4	0.0	0.0
Capital Projects (Land, Buildings,Improvements)	0.0	0.0	0.0
Appropriated 27th Pay Roll	0.0	0.0	0.0
Legislative Fund Transfers	0.0	0.0	0.0
IT Project Transfers	0.0	0.0	0.0
Appropriated Expenditure Total:	2,025.2	1,772.2	4,002.6
Appropriated FTE:	19.0	0.0	0.0

Non-Appropriated Expenditure	Actual FY 2021	Estimate FY 2022	Estimate FY 2023
Expenditure Categories			
Personal Services	0.0	0.0	0.0
Employee Related Expenses	0.0	0.0	0.0
Prof. And Outside Services	0.0	0.0	0.0
Travel - In State	0.0	0.0	0.0
Travel - Out of State	0.0	0.0	0.0
Food	0.0	0.0	0.0
Aid to Organizations and Individuals	0.0	0.0	0.0
Other Operating Expenses	0.0	0.0	0.0
Equipment	0.0	0.0	0.0
Capital Outlay	0.0	0.0	0.0
Debt Service	0.0	0.0	0.0
Cost Allocation	0.0	0.0	0.0
Transfers	0.0	0.0	0.0
Expenditure Categories Total:	0.0	0.0	0.0
Cap Transfer due to Fund Balance	0.0	0.0	0.0
Residual Equity Transfer	0.0	0.0	0.0
Prior Commitments or Obligated Expenditures	0.0	0.0	0.0
Non Appropriated 27th Pay Roll	0.0	0.0	0.0
Non-Appropriated Expenditure Total:	0.0	0.0	0.0
Non-Appropriated FTE:	0.0	0.0	0.0

Sources and Uses of Funds

Agency: Department of Transportation

Fund Description

OSPB: Revenues in the fund consist of penalty fees for reinstatement of a motor vehicle registration. Monies in the fund are used to cover the program statutorily designed to help verify vehicle identity and ownership and enable the Department of Transportation to enforce mandatory motor vehicle liability insurance.

Sources and Uses of Funds

Agency:	Department of Transportation
Fund:	DT2380 Motor Carrier Safety Revolving Fund

Cash Flow Summary	Actual FY 2021	Estimate FY 2022	Estimate FY 2023
Balance Forward from Prior Year	8.1	0.5	1.8
Revenue (From Revenue Schedule)	0.0	1.8	1.8
Total Available	8.1	2.3	3.6
Total Appropriated Disbursements	0.0	0.0	0.0
Total Non-Appropriated Disbursements	7.6	0.5	0.5
Balance Forward to Next Year	0.5	1.8	3.1

Appropriated Expenditure	Actual FY 2021	Estimate FY 2022	Estimate FY 2023
Expenditure Categories			
Personal Services	0.0	0.0	0.0
Employee Related Expenses	0.0	0.0	0.0
Prof. And Outside Services	0.0	0.0	0.0
Travel - In State	0.0	0.0	0.0
Travel - Out of State	0.0	0.0	0.0
Food	0.0	0.0	0.0
Aid to Organizations and Individuals	0.0	0.0	0.0
Other Operating Expenses	0.0	0.0	0.0
Equipment	0.0	0.0	0.0
Capital Outlay	0.0	0.0	0.0
Debt Service	0.0	0.0	0.0
Cost Allocation	0.0	0.0	0.0
Transfers	0.0	0.0	0.0
Expenditure Categories Total:	0.0	0.0	0.0
Non-Lapsing Authority from Prior Years	0.0	0.0	0.0
Administrative Adjustments	0.0	0.0	0.0
Capital Projects (Land, Buildings,Improvements)	0.0	0.0	0.0
Appropriated 27th Pay Roll	0.0	0.0	0.0
Legislative Fund Transfers	0.0	0.0	0.0
IT Project Transfers	0.0	0.0	0.0
Appropriated Expenditure Total:	0.0	0.0	0.0
Appropriated FTE:	0.0	0.0	0.0

Non-Appropriated Expenditure	Actual FY 2021	Estimate FY 2022	Estimate FY 2023
Expenditure Categories			
Personal Services	0.0	0.0	0.0
Employee Related Expenses	0.0	0.0	0.0
Prof. And Outside Services	0.0	0.0	0.0
Travel - In State	0.0	0.0	0.0
Travel - Out of State	0.0	0.0	0.0
Food	0.0	0.0	0.0
Aid to Organizations and Individuals	0.0	0.0	0.0
Other Operating Expenses	2.3	0.0	0.0
Equipment	5.3	0.5	0.5
Capital Outlay	0.0	0.0	0.0
Debt Service	0.0	0.0	0.0
Cost Allocation	0.0	0.0	0.0
Transfers	0.0	0.0	0.0
Expenditure Categories Total:	7.6	0.5	0.5
Cap Transfer due to Fund Balance	0.0	0.0	0.0
Residual Equity Transfer	0.0	0.0	0.0
Prior Commitments or Obligated Expenditures	0.0	0.0	0.0
Non Appropriated 27th Pay Roll	0.0	0.0	0.0
Non-Appropriated Expenditure Total:	7.6	0.5	0.5
Non-Appropriated FTE:	0.0	0.0	0.0

Sources and Uses of Funds

Agency: Department of Transportation

Fund Description

OSPB: Revenues consist of appropriations and monies received from private grants or donations. Monies in the fund are continuously appropriated to the Department to be used by ADOT, the Attorney General and the Department of Public Safety for motor carrier safety.

Sources and Uses of Funds

Agency:	Department of Transportation
Fund:	DT2414 Shared Location & Advertisement Agreement Expense

Cash Flow Summary	Actual FY 2021	Estimate FY 2022	Estimate FY 2023
Balance Forward from Prior Year	75.3	75.1	75.1
Revenue (From Revenue Schedule)	0.0	0.0	0.0
Total Available	75.3	75.1	75.1
Total Appropriated Disbursements	0.0	0.0	0.0
Total Non-Appropriated Disbursements	0.2	0.0	0.0
Balance Forward to Next Year	75.1	75.1	75.1

Appropriated Expenditure	Actual FY 2021	Estimate FY 2022	Estimate FY 2023
Expenditure Categories			
Personal Services	0.0	0.0	0.0
Employee Related Expenses	0.0	0.0	0.0
Prof. And Outside Services	0.0	0.0	0.0
Travel - In State	0.0	0.0	0.0
Travel - Out of State	0.0	0.0	0.0
Food	0.0	0.0	0.0
Aid to Organizations and Individuals	0.0	0.0	0.0
Other Operating Expenses	0.0	0.0	0.0
Equipment	0.0	0.0	0.0
Capital Outlay	0.0	0.0	0.0
Debt Service	0.0	0.0	0.0
Cost Allocation	0.0	0.0	0.0
Transfers	0.0	0.0	0.0
Expenditure Categories Total:	0.0	0.0	0.0
Non-Lapsing Authority from Prior Years	0.0	0.0	0.0
Administrative Adjustments	0.0	0.0	0.0
Capital Projects (Land, Buildings,Improvements)	0.0	0.0	0.0
Appropriated 27th Pay Roll	0.0	0.0	0.0
Legislative Fund Transfers	0.0	0.0	0.0
IT Project Transfers	0.0	0.0	0.0
Appropriated Expenditure Total:	0.0	0.0	0.0
Appropriated FTE:	0.0	0.0	0.0

Non-Appropriated Expenditure	Actual FY 2021	Estimate FY 2022	Estimate FY 2023
Expenditure Categories			
Personal Services	0.0	0.0	0.0
Employee Related Expenses	0.0	0.0	0.0
Prof. And Outside Services	0.0	0.0	0.0
Travel - In State	0.0	0.0	0.0
Travel - Out of State	0.0	0.0	0.0
Food	0.0	0.0	0.0
Aid to Organizations and Individuals	0.0	0.0	0.0
Other Operating Expenses	0.0	0.0	0.0
Equipment	0.2	0.0	0.0
Capital Outlay	0.0	0.0	0.0
Debt Service	0.0	0.0	0.0
Cost Allocation	0.0	0.0	0.0
Transfers	0.0	0.0	0.0
Expenditure Categories Total:	0.2	0.0	0.0
Cap Transfer due to Fund Balance	0.0	0.0	0.0
Residual Equity Transfer	0.0	0.0	0.0
Prior Commitments or Obligated Expenditures	0.0	0.0	0.0
Non Appropriated 27th Pay Roll	0.0	0.0	0.0
Non-Appropriated Expenditure Total:	0.2	0.0	0.0
Non-Appropriated FTE:	0.0	0.0	0.0

Sources and Uses of Funds

Agency: Department of Transportation

Fund Description

OSPB: Revenues in the fund consist of payments received from public and private entities that have entered into agreements with the Department of Transportation to share locations and/or advertise goods and services that are deemed to be of mutual interest to both parties. Monies deposited in the fund may be used to partially offset the cost incurred by ADOT in providing a location and advertising.

Sources and Uses of Funds

Agency:	Department of Transportation
Fund:	DT2417 Highway Expansion & Extension Loan Program Fund

Cash Flow Summary	Actual FY 2021	Estimate FY 2022	Estimate FY 2023
Balance Forward from Prior Year	1,217.8	1,223.5	5.6
Revenue (From Revenue Schedule)	5.7	2.9	0.0
Total Available	1,223.5	1,226.4	5.6
Total Appropriated Disbursements	0.0	1,220.8	0.0
Total Non-Appropriated Disbursements	0.0	0.0	0.0
Balance Forward to Next Year	1,223.5	5.6	5.6

Appropriated Expenditure	Actual FY 2021	Estimate FY 2022	Estimate FY 2023
Expenditure Categories			
Personal Services	0.0	0.0	0.0
Employee Related Expenses	0.0	0.0	0.0
Prof. And Outside Services	0.0	0.0	0.0
Travel - In State	0.0	0.0	0.0
Travel - Out of State	0.0	0.0	0.0
Food	0.0	0.0	0.0
Aid to Organizations and Individuals	0.0	0.0	0.0
Other Operating Expenses	0.0	0.0	0.0
Equipment	0.0	0.0	0.0
Capital Outlay	0.0	0.0	0.0
Debt Service	0.0	0.0	0.0
Cost Allocation	0.0	0.0	0.0
Transfers	0.0	0.0	0.0
Expenditure Categories Total:	0.0	0.0	0.0
Non-Lapsing Authority from Prior Years	0.0	0.0	0.0
Administrative Adjustments	0.0	0.0	0.0
Capital Projects (Land, Buildings,Improvements)	0.0	0.0	0.0
Appropriated 27th Pay Roll	0.0	0.0	0.0
Legislative Fund Transfers	0.0	1,220.8	0.0
IT Project Transfers	0.0	0.0	0.0
Appropriated Expenditure Total:	0.0	1,220.8	0.0
Appropriated FTE:	0.0	0.0	0.0

Non-Appropriated Expenditure	Actual FY 2021	Estimate FY 2022	Estimate FY 2023
Expenditure Categories			
Personal Services	0.0	0.0	0.0
Employee Related Expenses	0.0	0.0	0.0
Prof. And Outside Services	0.0	0.0	0.0
Travel - In State	0.0	0.0	0.0
Travel - Out of State	0.0	0.0	0.0
Food	0.0	0.0	0.0
Aid to Organizations and Individuals	0.0	0.0	0.0
Other Operating Expenses	0.0	0.0	0.0
Equipment	0.0	0.0	0.0
Capital Outlay	0.0	0.0	0.0
Debt Service	0.0	0.0	0.0
Cost Allocation	0.0	0.0	0.0
Transfers	0.0	0.0	0.0
Expenditure Categories Total:	0.0	0.0	0.0
Cap Transfer due to Fund Balance	0.0	0.0	0.0
Residual Equity Transfer	0.0	0.0	0.0
Prior Commitments or Obligated Expenditures	0.0	0.0	0.0
Non Appropriated 27th Pay Roll	0.0	0.0	0.0
Non-Appropriated Expenditure Total:	0.0	0.0	0.0
Non-Appropriated FTE:	0.0	0.0	0.0

Sources and Uses of Funds

Agency: Department of Transportation

Fund Description

OSPB: Revenues consist of legislative appropriations, federal receipts, loan repayments and interests, and funding obligations issues by the State Transportation Board. The Highway Expansion and Extension Loan Program provides the state and its communities with an innovative financing mechanism to accelerate the funding of road construction projects.

Sources and Uses of Funds

Agency:	Department of Transportation
Fund:	DT2422 Driving Under Influence Abatement Fund

Cash Flow Summary	Actual FY 2021	Estimate FY 2022	Estimate FY 2023
Balance Forward from Prior Year	0.0	0.0	0.0
Total Available	0.0	0.0	0.0
Total Appropriated Disbursements	0.0	0.0	0.0
Total Non-Appropriated Disbursements	0.0	0.0	0.0
Balance Forward to Next Year	0.0	0.0	0.0

Appropriated Expenditure	Actual FY 2021	Estimate FY 2022	Estimate FY 2023
Expenditure Categories	Actual FY 2021	Estimate FY 2022	Estimate FY 2023
Personal Services	0.0	0.0	0.0
Employee Related Expenses	0.0	0.0	0.0
Prof. And Outside Services	0.0	0.0	0.0
Travel - In State	0.0	0.0	0.0
Travel - Out of State	0.0	0.0	0.0
Food	0.0	0.0	0.0
Aid to Organizations and Individuals	0.0	0.0	0.0
Other Operating Expenses	0.0	0.0	0.0
Equipment	0.0	0.0	0.0
Capital Outlay	0.0	0.0	0.0
Debt Service	0.0	0.0	0.0
Cost Allocation	0.0	0.0	0.0
Transfers	0.0	0.0	0.0
Expenditure Categories Total:	0.0	0.0	0.0
Non-Lapsing Authority from Prior Years	0.0	0.0	0.0
Administrative Adjustments	0.0	0.0	0.0
Capital Projects (Land, Buildings, Improvements)	0.0	0.0	0.0
Appropriated 27th Pay Roll	0.0	0.0	0.0
Legislative Fund Transfers	0.0	0.0	0.0
IT Project Transfers	0.0	0.0	0.0
Appropriated Expenditure Total:	0.0	0.0	0.0
Appropriated FTE:	0.0	0.0	0.0

Non-Appropriated Expenditure	Actual FY 2021	Estimate FY 2022	Estimate FY 2023
Expenditure Categories	Actual FY 2021	Estimate FY 2022	Estimate FY 2023
Personal Services	0.0	0.0	0.0
Employee Related Expenses	0.0	0.0	0.0
Prof. And Outside Services	0.0	0.0	0.0
Travel - In State	0.0	0.0	0.0
Travel - Out of State	0.0	0.0	0.0
Food	0.0	0.0	0.0
Aid to Organizations and Individuals	0.0	0.0	0.0
Other Operating Expenses	0.0	0.0	0.0
Equipment	0.0	0.0	0.0
Capital Outlay	0.0	0.0	0.0
Debt Service	0.0	0.0	0.0
Cost Allocation	0.0	0.0	0.0
Transfers	0.0	0.0	0.0
Expenditure Categories Total:	0.0	0.0	0.0
Cap Transfer due to Fund Balance	0.0	0.0	0.0
Residual Equity Transfer	0.0	0.0	0.0
Prior Commitments or Obligated Expenditures	0.0	0.0	0.0
Non Appropriated 27th Pay Roll	0.0	0.0	0.0
Non-Appropriated Expenditure Total:	0.0	0.0	0.0
Non-Appropriated FTE:	0.0	0.0	0.0

Fund Description

OSP: The fund consists of \$250 fines paid by offenders convicted of extreme or aggravated DUI and are used to fund DUI prevention and enforcement activities.

Sources and Uses of Funds

Agency:	Department of Transportation
Fund:	DT2449 Employee Recognition Fund

Cash Flow Summary	Actual FY 2021	Estimate FY 2022	Estimate FY 2023
Balance Forward from Prior Year	18.5	20.5	18.4
Revenue (From Revenue Schedule)	11.6	10.9	10.9
Total Available	30.1	31.4	29.3
Total Appropriated Disbursements	0.0	0.0	0.0
Total Non-Appropriated Disbursements	9.6	13.0	13.0
Balance Forward to Next Year	20.5	18.4	16.3

Appropriated Expenditure	Actual FY 2021	Estimate FY 2022	Estimate FY 2023
Expenditure Categories			
Personal Services	0.0	0.0	0.0
Employee Related Expenses	0.0	0.0	0.0
Prof. And Outside Services	0.0	0.0	0.0
Travel - In State	0.0	0.0	0.0
Travel - Out of State	0.0	0.0	0.0
Food	0.0	0.0	0.0
Aid to Organizations and Individuals	0.0	0.0	0.0
Other Operating Expenses	0.0	0.0	0.0
Equipment	0.0	0.0	0.0
Capital Outlay	0.0	0.0	0.0
Debt Service	0.0	0.0	0.0
Cost Allocation	0.0	0.0	0.0
Transfers	0.0	0.0	0.0
Expenditure Categories Total:	0.0	0.0	0.0
Non-Lapsing Authority from Prior Years	0.0	0.0	0.0
Administrative Adjustments	0.0	0.0	0.0
Capital Projects (Land, Buildings,Improvements)	0.0	0.0	0.0
Appropriated 27th Pay Roll	0.0	0.0	0.0
Legislative Fund Transfers	0.0	0.0	0.0
IT Project Transfers	0.0	0.0	0.0
Appropriated Expenditure Total:	0.0	0.0	0.0
Appropriated FTE:	0.0	0.0	0.0

Non-Appropriated Expenditure	Actual FY 2021	Estimate FY 2022	Estimate FY 2023
Expenditure Categories			
Personal Services	0.0	0.0	0.0
Employee Related Expenses	0.0	0.0	0.0
Prof. And Outside Services	0.0	0.0	0.0
Travel - In State	0.0	0.0	0.0
Travel - Out of State	0.0	0.0	0.0
Food	0.0	0.0	0.0
Aid to Organizations and Individuals	0.0	0.0	0.0
Other Operating Expenses	9.6	13.0	13.0
Equipment	0.0	0.0	0.0
Capital Outlay	0.0	0.0	0.0
Debt Service	0.0	0.0	0.0
Cost Allocation	0.0	0.0	0.0
Transfers	0.0	0.0	0.0
Expenditure Categories Total:	9.6	13.0	13.0
Cap Transfer due to Fund Balance	0.0	0.0	0.0
Residual Equity Transfer	0.0	0.0	0.0
Prior Commitments or Obligated Expenditures	0.0	0.0	0.0
Non Appropriated 27th Pay Roll	0.0	0.0	0.0
Non-Appropriated Expenditure Total:	9.6	13.0	13.0
Non-Appropriated FTE:	0.0	0.0	0.0

Sources and Uses of Funds

Agency: Department of Transportation

Fund Description

OSPB: This fund receives monies through gifts and donations from public and private entities and is used to conduct ADOT's employee recognition programs.

Sources and Uses of Funds

Agency:	Department of Transportation
Fund:	DT2463 Grant Anticipation Notes Fund

Cash Flow Summary	Actual FY 2021	Estimate FY 2022	Estimate FY 2023
Balance Forward from Prior Year	11,181.0	3,505.1	0.1
Revenue (From Revenue Schedule)	59,947.0	59,956.0	59,970.6
Total Available	71,128.1	63,461.1	59,970.7
Total Appropriated Disbursements	0.0	0.0	0.0
Total Non-Appropriated Disbursements	67,623.0	63,461.0	59,970.6
Balance Forward to Next Year	3,505.1	0.1	0.1

Appropriated Expenditure	Actual FY 2021	Estimate FY 2022	Estimate FY 2023
Expenditure Categories			
Personal Services	0.0	0.0	0.0
Employee Related Expenses	0.0	0.0	0.0
Prof. And Outside Services	0.0	0.0	0.0
Travel - In State	0.0	0.0	0.0
Travel - Out of State	0.0	0.0	0.0
Food	0.0	0.0	0.0
Aid to Organizations and Individuals	0.0	0.0	0.0
Other Operating Expenses	0.0	0.0	0.0
Equipment	0.0	0.0	0.0
Capital Outlay	0.0	0.0	0.0
Debt Service	0.0	0.0	0.0
Cost Allocation	0.0	0.0	0.0
Transfers	0.0	0.0	0.0
Expenditure Categories Total:	0.0	0.0	0.0
Non-Lapsing Authority from Prior Years	0.0	0.0	0.0
Administrative Adjustments	0.0	0.0	0.0
Capital Projects (Land, Buildings,Improvements)	0.0	0.0	0.0
Appropriated 27th Pay Roll	0.0	0.0	0.0
Legislative Fund Transfers	0.0	0.0	0.0
IT Project Transfers	0.0	0.0	0.0
Appropriated Expenditure Total:	0.0	0.0	0.0
Appropriated FTE:	0.0	0.0	0.0

Non-Appropriated Expenditure	Actual FY 2021	Estimate FY 2022	Estimate FY 2023
Expenditure Categories			
Personal Services	0.0	0.0	0.0
Employee Related Expenses	0.0	0.0	0.0
Prof. And Outside Services	0.0	0.0	0.0
Travel - In State	0.0	0.0	0.0
Travel - Out of State	0.0	0.0	0.0
Food	0.0	0.0	0.0
Aid to Organizations and Individuals	0.0	0.0	0.0
Other Operating Expenses	0.0	0.0	0.0
Equipment	0.0	0.0	0.0
Capital Outlay	67,623.0	0.0	0.0
Debt Service	0.0	0.0	0.0
Cost Allocation	0.0	0.0	0.0
Transfers	0.0	0.0	0.0
Expenditure Categories Total:	67,623.0	0.0	0.0
Cap Transfer due to Fund Balance	0.0	0.0	0.0
Residual Equity Transfer	0.0	0.0	0.0
Prior Commitments or Obligated Expenditures	0.0	63,461.0	59,970.6
Non Appropriated 27th Pay Roll	0.0	0.0	0.0
Non-Appropriated Expenditure Total:	67,623.0	63,461.0	59,970.6
Non-Appropriated FTE:	0.0	0.0	0.0

Sources and Uses of Funds

Agency: Department of Transportation

Fund Description

OSPB: This fund receives revenues from the Federal Highway Administration under various grant agreements and is used for the repayment of Grant Anticipation notes.

Sources and Uses of Funds

Agency:	Department of Transportation
Fund:	DT2500 IGA and ISA Fund

Cash Flow Summary	Actual FY 2021	Estimate FY 2022	Estimate FY 2023
Balance Forward from Prior Year	887.2	913.3	322.9
Revenue (From Revenue Schedule)	11,180.9	1,354.4	1,354.4
Total Available	12,068.0	2,267.7	1,677.3
Total Appropriated Disbursements	0.0	590.4	0.0
Total Non-Appropriated Disbursements	11,154.7	1,354.4	1,541.1
Balance Forward to Next Year	913.3	322.9	136.2

Appropriated Expenditure	Actual FY 2021	Estimate FY 2022	Estimate FY 2023
Expenditure Categories			
Personal Services	0.0	0.0	0.0
Employee Related Expenses	0.0	0.0	0.0
Prof. And Outside Services	0.0	0.0	0.0
Travel - In State	0.0	0.0	0.0
Travel - Out of State	0.0	0.0	0.0
Food	0.0	0.0	0.0
Aid to Organizations and Individuals	0.0	0.0	0.0
Other Operating Expenses	0.0	0.0	0.0
Equipment	0.0	0.0	0.0
Capital Outlay	0.0	0.0	0.0
Debt Service	0.0	0.0	0.0
Cost Allocation	0.0	0.0	0.0
Transfers	0.0	0.0	0.0
Expenditure Categories Total:	0.0	0.0	0.0
Non-Lapsing Authority from Prior Years	0.0	0.0	0.0
Administrative Adjustments	0.0	0.0	0.0
Capital Projects (Land, Buildings,Improvements)	0.0	0.0	0.0
Appropriated 27th Pay Roll	0.0	0.0	0.0
Legislative Fund Transfers	0.0	590.4	0.0
IT Project Transfers	0.0	0.0	0.0
Appropriated Expenditure Total:	0.0	590.4	0.0
Appropriated FTE:	0.0	0.0	0.0

Non-Appropriated Expenditure	Actual FY 2021	Estimate FY 2022	Estimate FY 2023
Expenditure Categories			
Personal Services	207.6	343.8	343.8
Employee Related Expenses	86.3	160.9	160.9
Prof. And Outside Services	75.4	750.3	750.3
Travel - In State	0.0	0.0	0.0
Travel - Out of State	0.0	0.0	0.0
Food	0.0	0.0	0.0
Aid to Organizations and Individuals	1.4	0.0	0.0
Other Operating Expenses	9,351.5	84.0	270.7
Equipment	364.3	15.4	15.4
Capital Outlay	0.0	0.0	0.0
Debt Service	0.0	0.0	0.0
Cost Allocation	1,068.1	0.0	0.0
Transfers	0.0	0.0	0.0
Expenditure Categories Total:	11,154.7	1,354.4	1,541.1
Cap Transfer due to Fund Balance	0.0	0.0	0.0
Residual Equity Transfer	0.0	0.0	0.0
Prior Commitments or Obligated Expenditures	0.0	0.0	0.0
Non Appropriated 27th Pay Roll	0.0	0.0	0.0
Non-Appropriated Expenditure Total:	11,154.7	1,354.4	1,541.1
Non-Appropriated FTE:	6.0	0.0	0.0

Fund Description

OSPB:

Sources and Uses of Funds

Agency: Department of Transportation

Fund: DT2609 Motor Vehicle Dealer Enforcement Fund

Cash Flow Summary	Actual FY 2021	Estimate FY 2022	Estimate FY 2023
Balance Forward from Prior Year	216.4	334.0	250.0
Revenue (From Revenue Schedule)	117.6	111.3	111.3
Total Available	334.0	445.3	361.3
Total Appropriated Disbursements	0.0	0.0	0.0
Total Non-Appropriated Disbursements	0.0	195.3	111.3
Balance Forward to Next Year	334.0	250.0	250.0

Appropriated Expenditure	Actual FY 2021	Estimate FY 2022	Estimate FY 2023
Expenditure Categories			
Personal Services	0.0	0.0	0.0
Employee Related Expenses	0.0	0.0	0.0
Prof. And Outside Services	0.0	0.0	0.0
Travel - In State	0.0	0.0	0.0
Travel - Out of State	0.0	0.0	0.0
Food	0.0	0.0	0.0
Aid to Organizations and Individuals	0.0	0.0	0.0
Other Operating Expenses	0.0	0.0	0.0
Equipment	0.0	0.0	0.0
Capital Outlay	0.0	0.0	0.0
Debt Service	0.0	0.0	0.0
Cost Allocation	0.0	0.0	0.0
Transfers	0.0	0.0	0.0
Expenditure Categories Total:	0.0	0.0	0.0
Non-Lapsing Authority from Prior Years	0.0	0.0	0.0
Administrative Adjustments	0.0	0.0	0.0
Capital Projects (Land, Buildings,Improvements)	0.0	0.0	0.0
Appropriated 27th Pay Roll	0.0	0.0	0.0
Legislative Fund Transfers	0.0	0.0	0.0
IT Project Transfers	0.0	0.0	0.0
Appropriated Expenditure Total:	0.0	0.0	0.0
Appropriated FTE:	0.0	0.0	0.0

Non-Appropriated Expenditure	Actual FY 2021	Estimate FY 2022	Estimate FY 2023
Expenditure Categories			
Personal Services	0.0	0.0	0.0
Employee Related Expenses	0.0	0.0	0.0
Prof. And Outside Services	0.0	0.0	0.0
Travel - In State	0.0	0.0	0.0
Travel - Out of State	0.0	0.0	0.0
Food	0.0	0.0	0.0
Aid to Organizations and Individuals	0.0	0.0	0.0
Other Operating Expenses	0.0	0.0	0.0
Equipment	0.0	0.0	0.0
Capital Outlay	0.0	0.0	0.0
Debt Service	0.0	0.0	0.0
Cost Allocation	0.0	0.0	0.0
Transfers	0.0	0.0	0.0
Expenditure Categories Total:	0.0	0.0	0.0
Cap Transfer due to Fund Balance	0.0	0.0	0.0
Residual Equity Transfer	0.0	195.3	111.3
Prior Commitments or Obligated Expenditures	0.0	0.0	0.0
Non Appropriated 27th Pay Roll	0.0	0.0	0.0
Non-Appropriated Expenditure Total:	0.0	195.3	111.3
Non-Appropriated FTE:	0.0	0.0	0.0

Fund Description

OSPB:

Sources and Uses of Funds

Agency:	Department of Transportation
Fund:	DT2650 Statewide Special Plates Fund

Cash Flow Summary	Actual FY 2021	Estimate FY 2022	Estimate FY 2023
Balance Forward from Prior Year	1,784.9	2,129.3	2,525.3
Revenue (From Revenue Schedule)	4,911.9	5,648.6	6,213.5
Total Available	6,696.8	7,777.9	8,738.8
Total Appropriated Disbursements	0.0	0.0	0.0
Total Non-Appropriated Disbursements	4,567.5	5,252.6	5,252.6
Balance Forward to Next Year	2,129.3	2,525.3	3,486.2

Appropriated Expenditure	Actual FY 2021	Estimate FY 2022	Estimate FY 2023
Expenditure Categories			
Personal Services	0.0	0.0	0.0
Employee Related Expenses	0.0	0.0	0.0
Prof. And Outside Services	0.0	0.0	0.0
Travel - In State	0.0	0.0	0.0
Travel - Out of State	0.0	0.0	0.0
Food	0.0	0.0	0.0
Aid to Organizations and Individuals	0.0	0.0	0.0
Other Operating Expenses	0.0	0.0	0.0
Equipment	0.0	0.0	0.0
Capital Outlay	0.0	0.0	0.0
Debt Service	0.0	0.0	0.0
Cost Allocation	0.0	0.0	0.0
Transfers	0.0	0.0	0.0
Expenditure Categories Total:	0.0	0.0	0.0
Non-Lapsing Authority from Prior Years	0.0	0.0	0.0
Administrative Adjustments	0.0	0.0	0.0
Capital Projects (Land, Buildings,Improvements)	0.0	0.0	0.0
Appropriated 27th Pay Roll	0.0	0.0	0.0
Legislative Fund Transfers	0.0	0.0	0.0
IT Project Transfers	0.0	0.0	0.0
Appropriated Expenditure Total:	0.0	0.0	0.0
Appropriated FTE:	0.0	0.0	0.0

Non-Appropriated Expenditure	Actual FY 2021	Estimate FY 2022	Estimate FY 2023
Expenditure Categories			
Personal Services	0.0	0.0	0.0
Employee Related Expenses	0.0	0.0	0.0
Prof. And Outside Services	0.0	0.0	0.0
Travel - In State	0.0	0.0	0.0
Travel - Out of State	0.0	0.0	0.0
Food	0.0	0.0	0.0
Aid to Organizations and Individuals	4,567.5	5,252.6	5,252.6
Other Operating Expenses	0.0	0.0	0.0
Equipment	0.0	0.0	0.0
Capital Outlay	0.0	0.0	0.0
Debt Service	0.0	0.0	0.0
Cost Allocation	0.0	0.0	0.0
Transfers	0.0	0.0	0.0
Expenditure Categories Total:	4,567.5	5,252.6	5,252.6
Cap Transfer due to Fund Balance	0.0	0.0	0.0
Residual Equity Transfer	0.0	0.0	0.0
Prior Commitments or Obligated Expenditures	0.0	0.0	0.0
Non Appropriated 27th Pay Roll	0.0	0.0	0.0
Non-Appropriated Expenditure Total:	4,567.5	5,252.6	5,252.6
Non-Appropriated FTE:	0.0	0.0	0.0

Fund Description

OSPB:

Sources and Uses of Funds

Agency: Department of Transportation

Fund: DT2975 Title VI - Coronavirus Relief Fund - NEW

Cash Flow Summary	Actual FY 2021	Estimate FY 2022	Estimate FY 2023
Balance Forward from Prior Year	0.0	0.0	0.0
Revenue (From Revenue Schedule)	2,877.1	0.0	0.0
Total Available	2,877.1	0.0	0.0
Total Appropriated Disbursements	0.0	0.0	0.0
Total Non-Appropriated Disbursements	2,877.1	0.0	0.0
Balance Forward to Next Year	0.0	0.0	0.0

Appropriated Expenditure	Actual FY 2021	Estimate FY 2022	Estimate FY 2023
Expenditure Categories			
Personal Services	0.0	0.0	0.0
Employee Related Expenses	0.0	0.0	0.0
Prof. And Outside Services	0.0	0.0	0.0
Travel - In State	0.0	0.0	0.0
Travel - Out of State	0.0	0.0	0.0
Food	0.0	0.0	0.0
Aid to Organizations and Individuals	0.0	0.0	0.0
Other Operating Expenses	0.0	0.0	0.0
Equipment	0.0	0.0	0.0
Capital Outlay	0.0	0.0	0.0
Debt Service	0.0	0.0	0.0
Cost Allocation	0.0	0.0	0.0
Transfers	0.0	0.0	0.0
Expenditure Categories Total:	0.0	0.0	0.0
Non-Lapsing Authority from Prior Years	0.0	0.0	0.0
Administrative Adjustments	0.0	0.0	0.0
Capital Projects (Land, Buildings,Improvements)	0.0	0.0	0.0
Appropriated 27th Pay Roll	0.0	0.0	0.0
Legislative Fund Transfers	0.0	0.0	0.0
IT Project Transfers	0.0	0.0	0.0
Appropriated Expenditure Total:	0.0	0.0	0.0
Appropriated FTE:	0.0	0.0	0.0

Non-Appropriated Expenditure	Actual FY 2021	Estimate FY 2022	Estimate FY 2023
Expenditure Categories			
Personal Services	2,148.0	0.0	0.0
Employee Related Expenses	729.1	0.0	0.0
Prof. And Outside Services	0.0	0.0	0.0
Travel - In State	0.0	0.0	0.0
Travel - Out of State	0.0	0.0	0.0
Food	0.0	0.0	0.0
Aid to Organizations and Individuals	0.0	0.0	0.0
Other Operating Expenses	0.0	0.0	0.0
Equipment	0.0	0.0	0.0
Capital Outlay	0.0	0.0	0.0
Debt Service	0.0	0.0	0.0
Cost Allocation	0.0	0.0	0.0
Transfers	0.0	0.0	0.0
Expenditure Categories Total:	2,877.1	0.0	0.0
Cap Transfer due to Fund Balance	0.0	0.0	0.0
Residual Equity Transfer	0.0	0.0	0.0
Prior Commitments or Obligated Expenditures	0.0	0.0	0.0
Non Appropriated 27th Pay Roll	0.0	0.0	0.0
Non-Appropriated Expenditure Total:	2,877.1	0.0	0.0
Non-Appropriated FTE:	0.0	0.0	0.0

Fund Description

OSPB:

Sources and Uses of Funds

Agency:	Department of Transportation
Fund:	DT2980 Governor's Emergency Education Relief Fund

Cash Flow Summary	Actual FY 2021	Estimate FY 2022	Estimate FY 2023
Balance Forward from Prior Year	0.0	(186.3)	0.0
Revenue (From Revenue Schedule)	918.7	(185.2)	0.0
Total Available	918.7	(371.5)	0.0
Total Appropriated Disbursements	0.0	0.0	0.0
Total Non-Appropriated Disbursements	1,104.9	(371.5)	0.0
Balance Forward to Next Year	(186.3)	0.0	0.0

Appropriated Expenditure	Actual FY 2021	Estimate FY 2022	Estimate FY 2023
Expenditure Categories			
Personal Services	0.0	0.0	0.0
Employee Related Expenses	0.0	0.0	0.0
Prof. And Outside Services	0.0	0.0	0.0
Travel - In State	0.0	0.0	0.0
Travel - Out of State	0.0	0.0	0.0
Food	0.0	0.0	0.0
Aid to Organizations and Individuals	0.0	0.0	0.0
Other Operating Expenses	0.0	0.0	0.0
Equipment	0.0	0.0	0.0
Capital Outlay	0.0	0.0	0.0
Debt Service	0.0	0.0	0.0
Cost Allocation	0.0	0.0	0.0
Transfers	0.0	0.0	0.0
Expenditure Categories Total:	0.0	0.0	0.0
Non-Lapsing Authority from Prior Years	0.0	0.0	0.0
Administrative Adjustments	0.0	0.0	0.0
Capital Projects (Land, Buildings,Improvements)	0.0	0.0	0.0
Appropriated 27th Pay Roll	0.0	0.0	0.0
Legislative Fund Transfers	0.0	0.0	0.0
IT Project Transfers	0.0	0.0	0.0
Appropriated Expenditure Total:	0.0	0.0	0.0
Appropriated FTE:	0.0	0.0	0.0

Non-Appropriated Expenditure	Actual FY 2021	Estimate FY 2022	Estimate FY 2023
Expenditure Categories			
Personal Services	74.7	(31.3)	0.0
Employee Related Expenses	21.8	(7.9)	0.0
Prof. And Outside Services	898.5	(265.9)	0.0
Travel - In State	0.0	0.0	0.0
Travel - Out of State	0.0	0.0	0.0
Food	0.0	0.0	0.0
Aid to Organizations and Individuals	0.0	0.0	0.0
Other Operating Expenses	0.0	0.0	0.0
Equipment	0.0	0.0	0.0
Capital Outlay	11.5	(11.5)	0.0
Debt Service	0.0	0.0	0.0
Cost Allocation	98.5	(54.9)	0.0
Transfers	0.0	0.0	0.0
Expenditure Categories Total:	1,104.9	(371.5)	0.0
Cap Transfer due to Fund Balance	0.0	0.0	0.0
Residual Equity Transfer	0.0	0.0	0.0
Prior Commitments or Obligated Expenditures	0.0	0.0	0.0
Non Appropriated 27th Pay Roll	0.0	0.0	0.0
Non-Appropriated Expenditure Total:	1,104.9	(371.5)	0.0
Non-Appropriated FTE:	0.0	0.0	0.0

Fund Description

OSPB:

ADOT NEGATIVE CASH BALANCE EXPLANATION

Fund No:	DT2980
Fund Name:	Governor's Emergency Education Relief (GEER)
Citation:	
Negative Balance Explanation:	
<p>The Governor's Emergency Education Relief (GEER) Fund had a negative FY 2021 ending fund balance of \$186,300.</p> <p>Congress set aside funding to be allotted to the Education Stabilization Fund through the CARES Act for the GEER Fund. ADOT entered into an Interagency Service Agreement (ISA) with the State of Arizona School Facilities Board. The ISA allocated up to \$40,000,000 from the Governor's Emergency Education Relief (GEER) Fund grant through the United States Department of Education award number, S425C200052, and Catalog of Federal Domestic Assistance (CFDA) number of 84.425C, to bridge the digital divide with an investment in infrastructure to expand broadband to rural Arizona. Specifically, fiber capacity along two Interstate routes: I-17 and I-19.</p> <p>ADOT received ADOT Coronavirus State and Local Fiscal Recovery Funds (DT2985) as an alternative funding source to GEER to expand broadband in rural Arizona along I-17 and I-19. As a result, GEER funding will no longer be utilized for this purpose.</p> <p>The negative FY 2021 fud balance was the result of timing of expenditures and reimbursements caused, in part, by the switch to the Coronavirus State and Local Fiscal Recovery Funds. FY 2022 activity reflects expenditure reconciliation activity to move appropriate expenditures to the ADOT Coronavirus and Local Fiscal Recovery Fund (DT2985).</p>	

Sources and Uses of Funds

Agency:	Department of Transportation
Fund:	DT2985 ADOT Coronavirus State and Local Fiscal Recovery Fund

Cash Flow Summary	Actual FY 2021	Estimate FY 2022	Estimate FY 2023
Balance Forward from Prior Year	0.0	0.0	0.0
Revenue (From Revenue Schedule)	0.0	53,000.0	47,000.0
Total Available	0.0	53,000.0	47,000.0
Total Appropriated Disbursements	0.0	0.0	0.0
Total Non-Appropriated Disbursements	0.0	53,000.0	47,000.0
Balance Forward to Next Year	0.0	0.0	0.0

Appropriated Expenditure	Actual FY 2021	Estimate FY 2022	Estimate FY 2023
Expenditure Categories			
Personal Services	0.0	0.0	0.0
Employee Related Expenses	0.0	0.0	0.0
Prof. And Outside Services	0.0	0.0	0.0
Travel - In State	0.0	0.0	0.0
Travel - Out of State	0.0	0.0	0.0
Food	0.0	0.0	0.0
Aid to Organizations and Individuals	0.0	0.0	0.0
Other Operating Expenses	0.0	0.0	0.0
Equipment	0.0	0.0	0.0
Capital Outlay	0.0	0.0	0.0
Debt Service	0.0	0.0	0.0
Cost Allocation	0.0	0.0	0.0
Transfers	0.0	0.0	0.0
Expenditure Categories Total:	0.0	0.0	0.0
Non-Lapsing Authority from Prior Years	0.0	0.0	0.0
Administrative Adjustments	0.0	0.0	0.0
Capital Projects (Land, Buildings, Improvements)	0.0	0.0	0.0
Appropriated 27th Pay Roll	0.0	0.0	0.0
Legislative Fund Transfers	0.0	0.0	0.0
IT Project Transfers	0.0	0.0	0.0
Appropriated Expenditure Total:	0.0	0.0	0.0
Appropriated FTE:	0.0	0.0	0.0

Non-Appropriated Expenditure	Actual FY 2021	Estimate FY 2022	Estimate FY 2023
Expenditure Categories			
Personal Services	0.0	0.0	0.0
Employee Related Expenses	0.0	0.0	0.0
Prof. And Outside Services	0.0	0.0	0.0
Travel - In State	0.0	0.0	0.0
Travel - Out of State	0.0	0.0	0.0
Food	0.0	0.0	0.0
Aid to Organizations and Individuals	0.0	0.0	0.0
Other Operating Expenses	0.0	0.0	0.0
Equipment	0.0	0.0	0.0
Capital Outlay	0.0	0.0	0.0
Debt Service	0.0	0.0	0.0
Cost Allocation	0.0	0.0	0.0
Transfers	0.0	0.0	0.0
Expenditure Categories Total:	0.0	0.0	0.0
Cap Transfer due to Fund Balance	0.0	0.0	0.0
Residual Equity Transfer	0.0	0.0	0.0
Prior Commitments or Obligated Expenditures	0.0	53,000.0	47,000.0
Non Appropriated 27th Pay Roll	0.0	0.0	0.0
Non-Appropriated Expenditure Total:	0.0	53,000.0	47,000.0
Non-Appropriated FTE:	0.0	0.0	0.0

Fund Description

OSPB:

Sources and Uses of Funds

Agency:	Department of Transportation
Fund:	DT3113 Highway User Revenue Fund

Cash Flow Summary	Actual FY 2021	Estimate FY 2022	Estimate FY 2023
Balance Forward from Prior Year	93,779.9	150,947.5	150,010.1
Revenue (From Revenue Schedule)	843,056.5	879,659.3	915,282.0
Total Available	936,836.4	1,030,606.8	1,065,292.1
Total Appropriated Disbursements	650.4	701.6	701.6
Total Non-Appropriated Disbursements	785,238.5	879,895.1	915,497.6
Balance Forward to Next Year	150,947.5	150,010.1	149,092.9

Appropriated Expenditure	Actual FY 2021	Estimate FY 2022	Estimate FY 2023
Expenditure Categories			
Personal Services	404.0	387.4	387.4
Employee Related Expenses	178.8	220.7	220.7
Prof. And Outside Services	0.2	0.0	0.0
Travel - In State	1.2	2.7	2.7
Travel - Out of State	0.0	1.0	1.0
Food	0.0	0.0	0.0
Aid to Organizations and Individuals	0.0	0.0	0.0
Other Operating Expenses	49.3	89.8	89.8
Equipment	16.7	0.0	0.0
Capital Outlay	0.0	0.0	0.0
Debt Service	0.0	0.0	0.0
Cost Allocation	0.0	0.0	0.0
Transfers	0.0	0.0	0.0
Expenditure Categories Total:	650.2	701.6	701.6
Non-Lapsing Authority from Prior Years	0.0	0.0	0.0
Administrative Adjustments	0.2	0.0	0.0
Capital Projects (Land, Buildings,Improvements)	0.0	0.0	0.0
Appropriated 27th Pay Roll	0.0	0.0	0.0
Legislative Fund Transfers	0.0	0.0	0.0
IT Project Transfers	0.0	0.0	0.0
Appropriated Expenditure Total:	650.4	701.6	701.6
Appropriated FTE:	7.0	0.0	0.0

Non-Appropriated Expenditure	Actual FY 2021	Estimate FY 2022	Estimate FY 2023
Expenditure Categories			
Personal Services	0.0	0.0	0.0
Employee Related Expenses	0.0	0.0	0.0
Prof. And Outside Services	0.0	0.0	0.0
Travel - In State	0.0	0.0	0.0
Travel - Out of State	0.0	0.0	0.0
Food	0.0	0.0	0.0
Aid to Organizations and Individuals	785,238.5	0.0	0.0
Other Operating Expenses	0.0	0.0	0.0
Equipment	0.0	0.0	0.0
Capital Outlay	0.0	0.0	0.0
Debt Service	0.0	0.0	0.0
Cost Allocation	0.0	0.0	0.0
Transfers	0.0	0.0	0.0
Expenditure Categories Total:	785,238.5	0.0	0.0
Cap Transfer due to Fund Balance	0.0	0.0	0.0
Residual Equity Transfer	0.0	0.0	0.0
Prior Commitments or Obligated Expenditures	0.0	879,895.1	915,497.6
Non Appropriated 27th Pay Roll	0.0	0.0	0.0
Non-Appropriated Expenditure Total:	785,238.5	879,895.1	915,497.6
Non-Appropriated FTE:	0.0	0.0	0.0

Sources and Uses of Funds

Agency: Department of Transportation

Fund Description

OSPB: Motor fuel taxes and revenues from gasoline and use taxes, motor carrier taxes, vehicle license tax, motor vehicle registration fees, and other fees are deposited in the Arizona Highway User Revenue Fund (HURF) and are then distributed to the cities, towns, counties, and the State Highway Fund, which is used for construction, maintenance, and law enforcement of state highways.

Sources and Uses of Funds

Agency:	Department of Transportation
Fund:	DT3701 Local Agency Deposits Fund

Cash Flow Summary	Actual FY 2021	Estimate FY 2022	Estimate FY 2023
Balance Forward from Prior Year	10,912.3	11,094.7	11,306.0
Revenue (From Revenue Schedule)	89,025.7	103,111.1	111,785.9
Total Available	99,937.9	114,205.8	123,091.9
Total Appropriated Disbursements	0.0	0.0	0.0
Total Non-Appropriated Disbursements	88,843.3	102,899.8	111,556.9
Balance Forward to Next Year	11,094.7	11,306.0	11,535.0

Appropriated Expenditure	Actual FY 2021	Estimate FY 2022	Estimate FY 2023
Expenditure Categories			
Personal Services	0.0	0.0	0.0
Employee Related Expenses	0.0	0.0	0.0
Prof. And Outside Services	0.0	0.0	0.0
Travel - In State	0.0	0.0	0.0
Travel - Out of State	0.0	0.0	0.0
Food	0.0	0.0	0.0
Aid to Organizations and Individuals	0.0	0.0	0.0
Other Operating Expenses	0.0	0.0	0.0
Equipment	0.0	0.0	0.0
Capital Outlay	0.0	0.0	0.0
Debt Service	0.0	0.0	0.0
Cost Allocation	0.0	0.0	0.0
Transfers	0.0	0.0	0.0
Expenditure Categories Total:	0.0	0.0	0.0
Non-Lapsing Authority from Prior Years	0.0	0.0	0.0
Administrative Adjustments	0.0	0.0	0.0
Capital Projects (Land, Buildings,Improvements)	0.0	0.0	0.0
Appropriated 27th Pay Roll	0.0	0.0	0.0
Legislative Fund Transfers	0.0	0.0	0.0
IT Project Transfers	0.0	0.0	0.0
Appropriated Expenditure Total:	0.0	0.0	0.0
Appropriated FTE:	0.0	0.0	0.0

Non-Appropriated Expenditure	Actual FY 2021	Estimate FY 2022	Estimate FY 2023
Expenditure Categories			
Personal Services	0.0	0.0	0.0
Employee Related Expenses	0.0	0.0	0.0
Prof. And Outside Services	0.0	0.0	0.0
Travel - In State	0.0	0.0	0.0
Travel - Out of State	0.0	0.0	0.0
Food	0.0	0.0	0.0
Aid to Organizations and Individuals	0.0	0.0	0.0
Other Operating Expenses	0.0	0.0	0.0
Equipment	0.0	0.0	0.0
Capital Outlay	88,843.3	0.0	0.0
Debt Service	0.0	0.0	0.0
Cost Allocation	0.0	0.0	0.0
Transfers	0.0	0.0	0.0
Expenditure Categories Total:	88,843.3	0.0	0.0
Cap Transfer due to Fund Balance	0.0	0.0	0.0
Residual Equity Transfer	0.0	0.0	0.0
Prior Commitments or Obligated Expenditures	0.0	102,899.8	111,556.9
Non Appropriated 27th Pay Roll	0.0	0.0	0.0
Non-Appropriated Expenditure Total:	88,843.3	102,899.8	111,556.9
Non-Appropriated FTE:	0.0	0.0	0.0

Sources and Uses of Funds

Agency: Department of Transportation

Fund Description

OSPB: This fund receives monies from the federal government and local agencies for the payment of local agency sponsored county and secondary road construction projects.

Sources and Uses of Funds

Agency: Department of Transportation

Fund: DT3737 Rental Tax and Bond Deposit Fund

Cash Flow Summary	Actual FY 2021	Estimate FY 2022	Estimate FY 2023
Balance Forward from Prior Year	482.9	473.1	0.0
Revenue (From Revenue Schedule)	(9.6)	(473.1)	0.0
Total Available	473.4	0.0	0.0
Total Appropriated Disbursements	0.0	0.0	0.0
Total Non-Appropriated Disbursements	0.3	0.0	0.0
Balance Forward to Next Year	473.1	0.0	0.0

Appropriated Expenditure	Actual FY 2021	Estimate FY 2022	Estimate FY 2023
Expenditure Categories			
Personal Services	0.0	0.0	0.0
Employee Related Expenses	0.0	0.0	0.0
Prof. And Outside Services	0.0	0.0	0.0
Travel - In State	0.0	0.0	0.0
Travel - Out of State	0.0	0.0	0.0
Food	0.0	0.0	0.0
Aid to Organizations and Individuals	0.0	0.0	0.0
Other Operating Expenses	0.0	0.0	0.0
Equipment	0.0	0.0	0.0
Capital Outlay	0.0	0.0	0.0
Debt Service	0.0	0.0	0.0
Cost Allocation	0.0	0.0	0.0
Transfers	0.0	0.0	0.0
Expenditure Categories Total:	0.0	0.0	0.0
Non-Lapsing Authority from Prior Years	0.0	0.0	0.0
Administrative Adjustments	0.0	0.0	0.0
Capital Projects (Land, Buildings,Improvements)	0.0	0.0	0.0
Appropriated 27th Pay Roll	0.0	0.0	0.0
Legislative Fund Transfers	0.0	0.0	0.0
IT Project Transfers	0.0	0.0	0.0
Appropriated Expenditure Total:	0.0	0.0	0.0
Appropriated FTE:	0.0	0.0	0.0

Non-Appropriated Expenditure	Actual FY 2021	Estimate FY 2022	Estimate FY 2023
Expenditure Categories			
Personal Services	0.0	0.0	0.0
Employee Related Expenses	0.0	0.0	0.0
Prof. And Outside Services	0.0	0.0	0.0
Travel - In State	0.0	0.0	0.0
Travel - Out of State	0.0	0.0	0.0
Food	0.0	0.0	0.0
Aid to Organizations and Individuals	0.0	0.0	0.0
Other Operating Expenses	0.3	0.0	0.0
Equipment	0.0	0.0	0.0
Capital Outlay	0.0	0.0	0.0
Debt Service	0.0	0.0	0.0
Cost Allocation	0.0	0.0	0.0
Transfers	0.0	0.0	0.0
Expenditure Categories Total:	0.3	0.0	0.0
Cap Transfer due to Fund Balance	0.0	0.0	0.0
Residual Equity Transfer	0.0	0.0	0.0
Prior Commitments or Obligated Expenditures	0.0	0.0	0.0
Non Appropriated 27th Pay Roll	0.0	0.0	0.0
Non-Appropriated Expenditure Total:	0.3	0.0	0.0
Non-Appropriated FTE:	0.0	0.0	0.0

Fund Description

OSPB:

Sources and Uses of Funds

Agency:	Department of Transportation
Fund:	DT5004 State Highway Fund Bonds Debt Service Fund

Cash Flow Summary	Actual FY 2021	Estimate FY 2022	Estimate FY 2023
Balance Forward from Prior Year	106.5	120.0	32.7
Revenue (From Revenue Schedule)	140,176.6	140,204.2	138,482.2
Total Available	140,283.1	140,324.2	138,514.9
Total Appropriated Disbursements	0.0	0.0	0.0
Total Non-Appropriated Disbursements	140,163.1	140,291.5	138,482.2
Balance Forward to Next Year	120.0	32.7	32.7

Appropriated Expenditure	Actual FY 2021	Estimate FY 2022	Estimate FY 2023
Expenditure Categories			
Personal Services	0.0	0.0	0.0
Employee Related Expenses	0.0	0.0	0.0
Prof. And Outside Services	0.0	0.0	0.0
Travel - In State	0.0	0.0	0.0
Travel - Out of State	0.0	0.0	0.0
Food	0.0	0.0	0.0
Aid to Organizations and Individuals	0.0	0.0	0.0
Other Operating Expenses	0.0	0.0	0.0
Equipment	0.0	0.0	0.0
Capital Outlay	0.0	0.0	0.0
Debt Service	0.0	0.0	0.0
Cost Allocation	0.0	0.0	0.0
Transfers	0.0	0.0	0.0
Expenditure Categories Total:	0.0	0.0	0.0
Non-Lapsing Authority from Prior Years	0.0	0.0	0.0
Administrative Adjustments	0.0	0.0	0.0
Capital Projects (Land, Buildings,Improvements)	0.0	0.0	0.0
Appropriated 27th Pay Roll	0.0	0.0	0.0
Legislative Fund Transfers	0.0	0.0	0.0
IT Project Transfers	0.0	0.0	0.0
Appropriated Expenditure Total:	0.0	0.0	0.0
Appropriated FTE:	0.0	0.0	0.0

Non-Appropriated Expenditure	Actual FY 2021	Estimate FY 2022	Estimate FY 2023
Expenditure Categories			
Personal Services	0.0	0.0	0.0
Employee Related Expenses	0.0	0.0	0.0
Prof. And Outside Services	0.0	0.0	0.0
Travel - In State	0.0	0.0	0.0
Travel - Out of State	0.0	0.0	0.0
Food	0.0	0.0	0.0
Aid to Organizations and Individuals	0.0	0.0	0.0
Other Operating Expenses	0.0	0.0	0.0
Equipment	0.0	0.0	0.0
Capital Outlay	140,163.1	0.0	0.0
Debt Service	0.0	0.0	0.0
Cost Allocation	0.0	0.0	0.0
Transfers	0.0	0.0	0.0
Expenditure Categories Total:	140,163.1	0.0	0.0
Cap Transfer due to Fund Balance	0.0	0.0	0.0
Residual Equity Transfer	0.0	0.0	0.0
Prior Commitments or Obligated Expenditures	0.0	140,291.5	138,482.2
Non Appropriated 27th Pay Roll	0.0	0.0	0.0
Non-Appropriated Expenditure Total:	140,163.1	140,291.5	138,482.2
Non-Appropriated FTE:	0.0	0.0	0.0

Sources and Uses of Funds

Agency: Department of Transportation

Fund Description

OSPB: This fund is used for principal and interest payments on Highway Revenue Bonds. These bonds are issued to fund various projects in the state's five-year construction program. The source of funding for repayment of the Highway Revenue Bonds is the State Highway Fund. The major source of State Highway Fund revenue is passed through from the Highway User Revenue Fund (HURF) which is derived from a variety of fees and charges related to the registration and operation of motor vehicles on the public highways of the state.

Sources and Uses of Funds

Agency:	Department of Transportation
Fund:	DT5008 Regional Area Road Fund Debt Service Fund

Cash Flow Summary	Actual FY 2021	Estimate FY 2022	Estimate FY 2023
Balance Forward from Prior Year	264.0	1,554.4	53.4
Revenue (From Revenue Schedule)	143,688.3	143,508.3	143,388.7
Total Available	143,952.3	145,062.7	143,442.1
Total Appropriated Disbursements	0.0	0.0	0.0
Total Non-Appropriated Disbursements	142,397.9	145,009.3	143,388.7
Balance Forward to Next Year	1,554.4	53.4	53.4

Appropriated Expenditure	Actual FY 2021	Estimate FY 2022	Estimate FY 2023
Expenditure Categories			
Personal Services	0.0	0.0	0.0
Employee Related Expenses	0.0	0.0	0.0
Prof. And Outside Services	0.0	0.0	0.0
Travel - In State	0.0	0.0	0.0
Travel - Out of State	0.0	0.0	0.0
Food	0.0	0.0	0.0
Aid to Organizations and Individuals	0.0	0.0	0.0
Other Operating Expenses	0.0	0.0	0.0
Equipment	0.0	0.0	0.0
Capital Outlay	0.0	0.0	0.0
Debt Service	0.0	0.0	0.0
Cost Allocation	0.0	0.0	0.0
Transfers	0.0	0.0	0.0
Expenditure Categories Total:	0.0	0.0	0.0
Non-Lapsing Authority from Prior Years	0.0	0.0	0.0
Administrative Adjustments	0.0	0.0	0.0
Capital Projects (Land, Buildings,Improvements)	0.0	0.0	0.0
Appropriated 27th Pay Roll	0.0	0.0	0.0
Legislative Fund Transfers	0.0	0.0	0.0
IT Project Transfers	0.0	0.0	0.0
Appropriated Expenditure Total:	0.0	0.0	0.0
Appropriated FTE:	0.0	0.0	0.0

Non-Appropriated Expenditure	Actual FY 2021	Estimate FY 2022	Estimate FY 2023
Expenditure Categories			
Personal Services	0.0	0.0	0.0
Employee Related Expenses	0.0	0.0	0.0
Prof. And Outside Services	0.0	0.0	0.0
Travel - In State	0.0	0.0	0.0
Travel - Out of State	0.0	0.0	0.0
Food	0.0	0.0	0.0
Aid to Organizations and Individuals	0.0	0.0	0.0
Other Operating Expenses	0.0	0.0	0.0
Equipment	0.0	0.0	0.0
Capital Outlay	142,397.9	0.0	0.0
Debt Service	0.0	0.0	0.0
Cost Allocation	0.0	0.0	0.0
Transfers	0.0	0.0	0.0
Expenditure Categories Total:	142,397.9	0.0	0.0
Cap Transfer due to Fund Balance	0.0	0.0	0.0
Residual Equity Transfer	0.0	0.0	0.0
Prior Commitments or Obligated Expenditures	0.0	145,009.3	143,388.7
Non Appropriated 27th Pay Roll	0.0	0.0	0.0
Non-Appropriated Expenditure Total:	142,397.9	145,009.3	143,388.7
Non-Appropriated FTE:	0.0	0.0	0.0

Sources and Uses of Funds

Agency: Department of Transportation

Fund Description

OSPB: The source of funding is excise tax revenue collected in Maricopa County and dedicated to this program. This fund is used for repayment of principal and interest on Transportation Excise Tax Revenue Bonds. These bonds are issued to fund various projects in the Maricopa County Regional Transportation Plan Freeway Program.

Sources and Uses of Funds

Agency:	Department of Transportation
Fund:	DT9901 State Motor Vehicle Fleet Recapitalization Fund - NEW

Cash Flow Summary	Actual FY 2021	Estimate FY 2022	Estimate FY 2023
Balance Forward from Prior Year	0.0	0.0	3,000.0
Revenue (From Revenue Schedule)	0.0	7,500.0	4,500.0
Total Available	0.0	7,500.0	7,500.0
Total Appropriated Disbursements	0.0	4,500.0	4,500.0
Total Non-Appropriated Disbursements	0.0	0.0	0.0
Balance Forward to Next Year	0.0	3,000.0	3,000.0

Appropriated Expenditure	Actual FY 2021	Estimate FY 2022	Estimate FY 2023
Expenditure Categories			
Personal Services	0.0	0.0	0.0
Employee Related Expenses	0.0	0.0	0.0
Prof. And Outside Services	0.0	0.0	0.0
Travel - In State	0.0	0.0	0.0
Travel - Out of State	0.0	0.0	0.0
Food	0.0	0.0	0.0
Aid to Organizations and Individuals	0.0	0.0	0.0
Other Operating Expenses	0.0	0.0	0.0
Equipment	0.0	4,500.0	4,500.0
Capital Outlay	0.0	0.0	0.0
Debt Service	0.0	0.0	0.0
Cost Allocation	0.0	0.0	0.0
Transfers	0.0	0.0	0.0
Expenditure Categories Total:	0.0	4,500.0	4,500.0
Non-Lapsing Authority from Prior Years	0.0	0.0	0.0
Administrative Adjustments	0.0	0.0	0.0
Capital Projects (Land, Buildings,Improvements)	0.0	0.0	0.0
Appropriated 27th Pay Roll	0.0	0.0	0.0
Legislative Fund Transfers	0.0	0.0	0.0
IT Project Transfers	0.0	0.0	0.0
Appropriated Expenditure Total:	0.0	4,500.0	4,500.0
Appropriated FTE:	0.0	0.0	0.0

Non-Appropriated Expenditure	Actual FY 2021	Estimate FY 2022	Estimate FY 2023
Expenditure Categories			
Personal Services	0.0	0.0	0.0
Employee Related Expenses	0.0	0.0	0.0
Prof. And Outside Services	0.0	0.0	0.0
Travel - In State	0.0	0.0	0.0
Travel - Out of State	0.0	0.0	0.0
Food	0.0	0.0	0.0
Aid to Organizations and Individuals	0.0	0.0	0.0
Other Operating Expenses	0.0	0.0	0.0
Equipment	0.0	0.0	0.0
Capital Outlay	0.0	0.0	0.0
Debt Service	0.0	0.0	0.0
Cost Allocation	0.0	0.0	0.0
Transfers	0.0	0.0	0.0
Expenditure Categories Total:	0.0	0.0	0.0
Cap Transfer due to Fund Balance	0.0	0.0	0.0
Residual Equity Transfer	0.0	0.0	0.0
Prior Commitments or Obligated Expenditures	0.0	0.0	0.0
Non Appropriated 27th Pay Roll	0.0	0.0	0.0
Non-Appropriated Expenditure Total:	0.0	0.0	0.0
Non-Appropriated FTE:	0.0	0.0	0.0

Fund Description

OSPB:

Sources and Uses of Funds

Agency:	Department of Transportation
Fund:	DT9997 State Vehicle Replacement Fund

Cash Flow Summary	Actual FY 2021	Estimate FY 2022	Estimate FY 2023
Balance Forward from Prior Year	0.0	0.0	0.0
Total Available	0.0	0.0	0.0
Total Appropriated Disbursements	0.0	0.0	0.0
Total Non-Appropriated Disbursements	0.0	0.0	0.0
Balance Forward to Next Year	0.0	0.0	0.0

Appropriated Expenditure	Actual FY 2021	Estimate FY 2022	Estimate FY 2023
Expenditure Categories			
Personal Services	0.0	0.0	0.0
Employee Related Expenses	0.0	0.0	0.0
Prof. And Outside Services	0.0	0.0	0.0
Travel - In State	0.0	0.0	0.0
Travel - Out of State	0.0	0.0	0.0
Food	0.0	0.0	0.0
Aid to Organizations and Individuals	0.0	0.0	0.0
Other Operating Expenses	0.0	0.0	0.0
Equipment	0.0	0.0	0.0
Capital Outlay	0.0	0.0	0.0
Debt Service	0.0	0.0	0.0
Cost Allocation	0.0	0.0	0.0
Transfers	0.0	0.0	0.0
Expenditure Categories Total:	0.0	0.0	0.0
Non-Lapsing Authority from Prior Years	0.0	0.0	0.0
Administrative Adjustments	0.0	0.0	0.0
Capital Projects (Land, Buildings,Improvements)	0.0	0.0	0.0
Appropriated 27th Pay Roll	0.0	0.0	0.0
Legislative Fund Transfers	0.0	0.0	0.0
IT Project Transfers	0.0	0.0	0.0
Appropriated Expenditure Total:	0.0	0.0	0.0
Appropriated FTE:	0.0	0.0	0.0

Non-Appropriated Expenditure	Actual FY 2021	Estimate FY 2022	Estimate FY 2023
Expenditure Categories			
Personal Services	0.0	0.0	0.0
Employee Related Expenses	0.0	0.0	0.0
Prof. And Outside Services	0.0	0.0	0.0
Travel - In State	0.0	0.0	0.0
Travel - Out of State	0.0	0.0	0.0
Food	0.0	0.0	0.0
Aid to Organizations and Individuals	0.0	0.0	0.0
Other Operating Expenses	0.0	0.0	0.0
Equipment	0.0	0.0	0.0
Capital Outlay	0.0	0.0	0.0
Debt Service	0.0	0.0	0.0
Cost Allocation	0.0	0.0	0.0
Transfers	0.0	0.0	0.0
Expenditure Categories Total:	0.0	0.0	0.0
Cap Transfer due to Fund Balance	0.0	0.0	0.0
Residual Equity Transfer	0.0	0.0	0.0
Prior Commitments or Obligated Expenditures	0.0	0.0	0.0
Non Appropriated 27th Pay Roll	0.0	0.0	0.0
Non-Appropriated Expenditure Total:	0.0	0.0	0.0
Non-Appropriated FTE:	0.0	0.0	0.0

Fund Description

OSPB:

Sources and Uses of Funds

Agency:	Department of Transportation
Fund:	DT9998 State Fleet Operations Fund

Cash Flow Summary	Actual FY 2021	Estimate FY 2022	Estimate FY 2023
Balance Forward from Prior Year	0.0	0.0	0.0
Total Available	0.0	0.0	0.0
Total Appropriated Disbursements	0.0	0.0	0.0
Total Non-Appropriated Disbursements	0.0	0.0	0.0
Balance Forward to Next Year	0.0	0.0	0.0

Appropriated Expenditure	Actual FY 2021	Estimate FY 2022	Estimate FY 2023
Expenditure Categories			
Personal Services	0.0	0.0	0.0
Employee Related Expenses	0.0	0.0	0.0
Prof. And Outside Services	0.0	0.0	0.0
Travel - In State	0.0	0.0	0.0
Travel - Out of State	0.0	0.0	0.0
Food	0.0	0.0	0.0
Aid to Organizations and Individuals	0.0	0.0	0.0
Other Operating Expenses	0.0	0.0	0.0
Equipment	0.0	0.0	0.0
Capital Outlay	0.0	0.0	0.0
Debt Service	0.0	0.0	0.0
Cost Allocation	0.0	0.0	0.0
Transfers	0.0	0.0	0.0
Expenditure Categories Total:	0.0	0.0	0.0
Non-Lapsing Authority from Prior Years	0.0	0.0	0.0
Administrative Adjustments	0.0	0.0	0.0
Capital Projects (Land, Buildings,Improvements)	0.0	0.0	0.0
Appropriated 27th Pay Roll	0.0	0.0	0.0
Legislative Fund Transfers	0.0	0.0	0.0
IT Project Transfers	0.0	0.0	0.0
Appropriated Expenditure Total:	0.0	0.0	0.0
Appropriated FTE:	0.0	0.0	0.0

Non-Appropriated Expenditure	Actual FY 2021	Estimate FY 2022	Estimate FY 2023
Expenditure Categories			
Personal Services	0.0	0.0	0.0
Employee Related Expenses	0.0	0.0	0.0
Prof. And Outside Services	0.0	0.0	0.0
Travel - In State	0.0	0.0	0.0
Travel - Out of State	0.0	0.0	0.0
Food	0.0	0.0	0.0
Aid to Organizations and Individuals	0.0	0.0	0.0
Other Operating Expenses	0.0	0.0	0.0
Equipment	0.0	0.0	0.0
Capital Outlay	0.0	0.0	0.0
Debt Service	0.0	0.0	0.0
Cost Allocation	0.0	0.0	0.0
Transfers	0.0	0.0	0.0
Expenditure Categories Total:	0.0	0.0	0.0
Cap Transfer due to Fund Balance	0.0	0.0	0.0
Residual Equity Transfer	0.0	0.0	0.0
Prior Commitments or Obligated Expenditures	0.0	0.0	0.0
Non Appropriated 27th Pay Roll	0.0	0.0	0.0
Non-Appropriated Expenditure Total:	0.0	0.0	0.0
Non-Appropriated FTE:	0.0	0.0	0.0

Fund Description

OSPB:

Sources and Uses of Funds

Agency:	Department of Transportation
Fund:	DT9999 State Motor Vehicle Fleet Operations Fund - NEW

Cash Flow Summary	Actual FY 2021	Estimate FY 2022	Estimate FY 2023
Balance Forward from Prior Year	0.0	0.0	590.4
Revenue (From Revenue Schedule)	0.0	14,358.1	13,767.7
Total Available	0.0	14,358.1	14,358.1
Total Appropriated Disbursements	0.0	13,767.7	13,767.7
Total Non-Appropriated Disbursements	0.0	0.0	0.0
Balance Forward to Next Year	0.0	590.4	590.4

Appropriated Expenditure	Actual FY 2021	Estimate FY 2022	Estimate FY 2023
Expenditure Categories			
Personal Services	0.0	0.0	0.0
Employee Related Expenses	0.0	0.0	0.0
Prof. And Outside Services	0.0	0.0	0.0
Travel - In State	0.0	0.0	0.0
Travel - Out of State	0.0	0.0	0.0
Food	0.0	0.0	0.0
Aid to Organizations and Individuals	0.0	0.0	0.0
Other Operating Expenses	0.0	13,767.7	13,767.7
Equipment	0.0	0.0	0.0
Capital Outlay	0.0	0.0	0.0
Debt Service	0.0	0.0	0.0
Cost Allocation	0.0	0.0	0.0
Transfers	0.0	0.0	0.0
Expenditure Categories Total:	0.0	13,767.7	13,767.7
Non-Lapsing Authority from Prior Years	0.0	0.0	0.0
Administrative Adjustments	0.0	0.0	0.0
Capital Projects (Land, Buildings,Improvements)	0.0	0.0	0.0
Appropriated 27th Pay Roll	0.0	0.0	0.0
Legislative Fund Transfers	0.0	0.0	0.0
IT Project Transfers	0.0	0.0	0.0
Appropriated Expenditure Total:	0.0	13,767.7	13,767.7
Appropriated FTE:	0.0	0.0	0.0

Non-Appropriated Expenditure	Actual FY 2021	Estimate FY 2022	Estimate FY 2023
Expenditure Categories			
Personal Services	0.0	0.0	0.0
Employee Related Expenses	0.0	0.0	0.0
Prof. And Outside Services	0.0	0.0	0.0
Travel - In State	0.0	0.0	0.0
Travel - Out of State	0.0	0.0	0.0
Food	0.0	0.0	0.0
Aid to Organizations and Individuals	0.0	0.0	0.0
Other Operating Expenses	0.0	0.0	0.0
Equipment	0.0	0.0	0.0
Capital Outlay	0.0	0.0	0.0
Debt Service	0.0	0.0	0.0
Cost Allocation	0.0	0.0	0.0
Transfers	0.0	0.0	0.0
Expenditure Categories Total:	0.0	0.0	0.0
Cap Transfer due to Fund Balance	0.0	0.0	0.0
Residual Equity Transfer	0.0	0.0	0.0
Prior Commitments or Obligated Expenditures	0.0	0.0	0.0
Non Appropriated 27th Pay Roll	0.0	0.0	0.0
Non-Appropriated Expenditure Total:	0.0	0.0	0.0
Non-Appropriated FTE:	0.0	0.0	0.0

Fund Description

OSPB:

Arizona Department of Transportation
ADOT Operating Budget Request Decision Packages Summary

Priority	FY 2023 Budget Issues	Total	GF	SHF	OF	One-time	Ongoing	FTEs	Fund	Approp	Multi-Year
1	Highway Maintenance - New Lane Miles	\$1,399,900	\$0	\$1,399,900	\$0	\$0	\$1,399,900	-	SHF	Maintenance SLI	No
2	Highway Maintenance - South Mountain Freeway	\$16,900	\$0	\$16,900	\$0	\$0	\$16,900	-	SHF	Maintenance SLI	No
3	Driver License and License Plate Volume Increase	\$1,035,700	\$0	\$1,035,700	\$0	\$0	\$1,035,700	-	SHF	Operating Lump Sum	No
4	Enterprise Compensation Strategy	\$0	\$0	\$0	\$0	\$0	\$0	-	SHF	Operating Lump Sum	No
5	Driver License Security Software Upgrade	\$1,159,500	\$0	\$161,000	\$998,500	\$998,500	\$161,000	-	LIE/SHF	Operating Lump Sum	No
6	FAST System Replacement	\$300,000	\$0	\$300,000	\$0	\$300,000	\$0	-	SHF	Operating Lump Sum	Yes
7	Travel ID Volume Increase	\$4,554,300	\$0	\$4,554,300	\$0	\$0	\$4,554,300	83.0	SHF	Operating Lump Sum	No
8	Increase to ADOT Vehicle Replacement SLI	\$7,100,000	\$0	\$7,100,000	\$0	\$0	\$7,100,000	-	SHF	Vehicle Replacement SLI	No
9	MVD Security Modernization (Phase 1)	\$931,900	\$0	\$0	\$931,900	\$201,200	\$730,700	-	LIE	Operating Lump Sum	Yes
10	Risk Management Premium Adjustment	(\$9,341,100)	\$0	(\$9,341,100)	\$0	\$0	(\$9,341,100)	-	SHF	Operating Lump Sum	No
11	Integrated Workplace Management System*	\$386,100	\$0	\$199,400	\$186,700	\$0	\$386,100	1.0	SHF/ISA	Operating Lump Sum	No
12	Vehicle Inspection & Cert of Title Enf Fund Backfill	\$0	\$0	\$0	\$0	\$0	\$0	-	VIT/LIE	Operating Lump Sum	No
13	Unisys Invoice Supplemental - FY 2017**	\$0	\$0	\$0	\$0	\$0	\$0	-	SHF	Operating Lump Sum	No
14	Technical Adjustments	(\$2,928,500)	(\$3,300,000)	\$0	\$371,500	(\$2,928,500)	\$0	-	GF/GEER	Operating Lump Sum	No
15	Correct Jerome Highway Construction Proj Approp	\$0	\$0	\$0	\$0	\$0	\$0	-	GF	Operating Lump Sum	No
16	Fleet: Addition of Non-Managed Vehicles	TBD	TBD	TBD	TBD	TBD	TBD	TBD	TBD	TBD	TBD
Grand Total		\$4,614,700	(\$3,300,000)	\$5,426,100	\$2,488,600	(\$1,428,800)	\$6,043,500	84.0			
% Increase above FY 2022 Appropriation		1.0%		1.3%							

Note: The Appropriation in the FY 2022 Appropriations Report is \$467,515,200. The State Highway Fund amount is \$414,703,300.

*DES and DPS have related issues, and the totals are for the three agencies combined. ADOT's portion is \$199,400 for FY 2023 and \$212,600 for FY 2024 ongoing costs.

Total FY 2024 ongoing costs for all three agencies is \$478,400

**The Unisys Invoice Supplemental requests \$0 for FY 2023 but requests \$38,000 of appropriation authority for FY 2017.

Funding Issues List

Agency: Department of Transportation

FY 2023

Priority	Funding Issue Title	Total FTE	Total Amount	General Fund	Other Aprop. Funds	Non-App Funds
1	Highway Maintenance - New Lane Miles	0.0	1,399.9	0.0	1,399.9	0.0
2	Highway Maintenance - South Mountain Freeway	0.0	16.9	0.0	16.9	0.0
3	Driver License and License Plate Volume Increase	0.0	1,035.7	0.0	1,035.7	0.0
4	Enterprise Compensation Strategy	0.0	0.0	0.0	0.0	0.0
5	Driver License Security Software Upgrade	0.0	1,159.5	0.0	1,159.5	0.0
6	FAST System Replacement	0.0	300.0	0.0	300.0	0.0
7	Travel ID Volume Increase	83.0	4,554.3	0.0	4,554.3	0.0
8	Increase to ADOT Vehicle Replacement SLI	0.0	7,100.0	0.0	7,100.0	0.0
9	MVD Security Modernization (Phase 1)	0.0	931.9	0.0	931.9	0.0
10	Risk Management Premium Adjustment	0.0	(9,341.1)	0.0	(9,341.1)	0.0
11	Integrated Workplace Management System	1.0	386.1	0.0	199.4	186.7
12	Vehicle Insp. & Title Enforcement Fund Backfill	0.0	0.0	0.0	0.0	0.0
13	Unisys Invoice Supplemental - FY 2017	0.0	0.0	0.0	0.0	0.0
14	Technical Adjustments	0.0	(2,928.5)	(3,300.0)	0.0	371.5
15	Correct Jerome Hwy Construction Proj Approp	0.0	0.0	0.0	0.0	0.0
16	Statewide Fleet: Addition of Non-Managed Vehicles	0.0	0.0	0.0	0.0	0.0
Total:		84.0	4,614.7	(3,300.0)	7,356.5	558.2
Decision Package Total:		84.0	4,614.7	(3,300.0)	7,356.5	558.2

Funding Issue Detail

Agency: Department of Transportation

Issue: 1 Highway Maintenance - New Lane Miles

Program: SLI Highway Maintenance
Fund: DT2030-A State Highway Fund (Appropriated)

Calculated ERE: \$0.00
Uniform Allowance: \$0.00

Expenditure Categories	FY 2023
FTE	0.0
Personal Services	0.0
Employee Related Expenses	0.0
Subtotal Personal Services and ERE:	0.0
Professional & Outside Services	0.0
Travel In-State	0.0
Travel Out-of-State	0.0
Food	0.0
Aid to Organizations & Individuals	0.0
Other Operating Expenditures	1,399.9
Equipment	0.0
Capital Outlay	0.0
Debt Services	0.0
Cost Allocation	0.0
Transfers	0.0
Program / Fund Total:	1,399.9

Issue: 2 Highway Maintenance - South Mountain Freeway

Program: SLI Highway Maintenance
Fund: DT2030-A State Highway Fund (Appropriated)

Calculated ERE: \$0.00
Uniform Allowance: \$0.00

Expenditure Categories	FY 2023
FTE	0.0
Personal Services	0.0
Employee Related Expenses	0.0
Subtotal Personal Services and ERE:	0.0
Professional & Outside Services	0.0
Travel In-State	0.0
Travel Out-of-State	0.0
Food	0.0
Aid to Organizations & Individuals	0.0
Other Operating Expenditures	16.9
Equipment	0.0
Capital Outlay	0.0
Debt Services	0.0
Cost Allocation	0.0
Transfers	0.0
Program / Fund Total:	16.9

Funding Issue Detail

Agency: Department of Transportation

Issue: 3 Driver License and License Plate Volume Increase

Program: Customer Services
Fund: DT2030-A State Highway Fund (Appropriated)

Calculated ERE: \$0.00
Uniform Allowance: \$0.00

Expenditure Categories	FY 2023
FTE	0.0
Personal Services	0.0
Employee Related Expenses	0.0
Subtotal Personal Services and ERE:	0.0
Professional & Outside Services	0.0
Travel In-State	0.0
Travel Out-of-State	0.0
Food	0.0
Aid to Organizations & Individuals	0.0
Other Operating Expenditures	1,035.7
Equipment	0.0
Capital Outlay	0.0
Debt Services	0.0
Cost Allocation	0.0
Transfers	0.0
Program / Fund Total:	1,035.7

Issue: 4 Enterprise Compensation Strategy

Program: Transportation Support Services
Fund: DT2030-A State Highway Fund (Appropriated)

Calculated ERE: \$0.00
Uniform Allowance: \$0.00

Expenditure Categories	FY 2023
FTE	0.0
Personal Services	0.0
Employee Related Expenses	0.0
Subtotal Personal Services and ERE:	0.0
Professional & Outside Services	0.0
Travel In-State	0.0
Travel Out-of-State	0.0
Food	0.0
Aid to Organizations & Individuals	0.0
Other Operating Expenditures	0.0
Equipment	0.0
Capital Outlay	0.0
Debt Services	0.0
Cost Allocation	0.0
Transfers	0.0
Program / Fund Total:	0.0

Funding Issue Detail

Agency: Department of Transportation

Issue: 5 Driver License Security Software Upgrade

Program: Motor Vehicle Enforcement Services
Fund: DT2030-A State Highway Fund (Appropriated)

Calculated ERE: \$0.00
Uniform Allowance: \$0.00

Expenditure Categories	FY 2023
FTE	0.0
Personal Services	0.0
Employee Related Expenses	0.0
Subtotal Personal Services and ERE:	0.0
Professional & Outside Services	0.0
Travel In-State	0.0
Travel Out-of-State	0.0
Food	0.0
Aid to Organizations & Individuals	0.0
Other Operating Expenditures	161.0
Equipment	0.0
Capital Outlay	0.0
Debt Services	0.0
Cost Allocation	0.0
Transfers	0.0
Program / Fund Total:	161.0

Program: Motor Vehicle Enforcement Services
Fund: DT2285-A Motor Vehicle Liability Insurance Enforcement Fund (Appropriated)

Calculated ERE: \$0.00
Uniform Allowance: \$0.00

Expenditure Categories	FY 2023
FTE	0.0
Personal Services	0.0
Employee Related Expenses	0.0
Subtotal Personal Services and ERE:	0.0
Professional & Outside Services	0.0
Travel In-State	0.0
Travel Out-of-State	0.0
Food	0.0
Aid to Organizations & Individuals	0.0
Other Operating Expenditures	0.0
Equipment	998.5
Capital Outlay	0.0
Debt Services	0.0
Cost Allocation	0.0
Transfers	0.0
Program / Fund Total:	998.5

Funding Issue Detail

Agency: Department of Transportation

Issue: 6 FAST System Replacement

Program: Construction
Fund: DT2030-A State Highway Fund (Appropriated)

Calculated ERE: \$0.00
Uniform Allowance: \$0.00

Expenditure Categories	FY 2023
FTE	0.0
Personal Services	0.0
Employee Related Expenses	0.0
Subtotal Personal Services and ERE:	0.0
Professional & Outside Services	300.0
Travel In-State	0.0
Travel Out-of-State	0.0
Food	0.0
Aid to Organizations & Individuals	0.0
Other Operating Expenditures	0.0
Equipment	0.0
Capital Outlay	0.0
Debt Services	0.0
Cost Allocation	0.0
Transfers	0.0
Program / Fund Total:	300.0

Issue: 7 Travel ID Volume Increase

Program: Customer Services
Fund: DT2030-A State Highway Fund (Appropriated)

Calculated ERE: \$1,564.30
Uniform Allowance: \$0.00

Expenditure Categories	FY 2023
FTE	83.0
Personal Services	2,817.8
Employee Related Expenses	1,655.6
Subtotal Personal Services and ERE:	4,473.4
Professional & Outside Services	0.0
Travel In-State	0.0
Travel Out-of-State	0.0
Food	0.0
Aid to Organizations & Individuals	0.0
Other Operating Expenditures	80.9
Equipment	0.0
Capital Outlay	0.0
Debt Services	0.0
Cost Allocation	0.0
Transfers	0.0
Program / Fund Total:	4,554.3

Funding Issue Detail

Agency: Department of Transportation

Issue: 8 Increase to ADOT Vehicle Replacement SLI

Program: SLI Vehicle Replacement
Fund: DT2030-A State Highway Fund (Appropriated)

Calculated ERE: \$0.00
Uniform Allowance: \$0.00

Expenditure Categories	FY 2023
FTE	0.0
Personal Services	0.0
Employee Related Expenses	0.0
Subtotal Personal Services and ERE:	0.0
Professional & Outside Services	0.0
Travel In-State	0.0
Travel Out-of-State	0.0
Food	0.0
Aid to Organizations & Individuals	0.0
Other Operating Expenditures	0.0
Equipment	7,100.0
Capital Outlay	0.0
Debt Services	0.0
Cost Allocation	0.0
Transfers	0.0
Program / Fund Total:	7,100.0

Issue: 9 MVD Security Modernization (Phase 1)

Program: Transportation Support Services
Fund: DT2285-A Motor Vehicle Liability Insurance Enforcement Fund (Appropriated)

Calculated ERE: \$0.00
Uniform Allowance: \$0.00

Expenditure Categories	FY 2023
FTE	0.0
Personal Services	0.0
Employee Related Expenses	0.0
Subtotal Personal Services and ERE:	0.0
Professional & Outside Services	0.0
Travel In-State	0.0
Travel Out-of-State	0.0
Food	0.0
Aid to Organizations & Individuals	0.0
Other Operating Expenditures	0.0
Equipment	931.9
Capital Outlay	0.0
Debt Services	0.0
Cost Allocation	0.0
Transfers	0.0
Program / Fund Total:	931.9

Funding Issue Detail

Agency: Department of Transportation

Issue: 10 Risk Management Premium Adjustment

Program: Transportation Support Services
Fund: DT2030-A State Highway Fund (Appropriated)

Calculated ERE: \$0.00
Uniform Allowance: \$0.00

Expenditure Categories	FY 2023
FTE	0.0
Personal Services	0.0
Employee Related Expenses	0.0
Subtotal Personal Services and ERE:	0.0
Professional & Outside Services	0.0
Travel In-State	0.0
Travel Out-of-State	0.0
Food	0.0
Aid to Organizations & Individuals	0.0
Other Operating Expenditures	(9,341.1)
Equipment	0.0
Capital Outlay	0.0
Debt Services	0.0
Cost Allocation	0.0
Transfers	0.0
Program / Fund Total:	(9,341.1)

Issue: 11 Integrated Workplace Management System

Program: Transportation Support Services
Fund: DT2030-A State Highway Fund (Appropriated)

Calculated ERE: \$27.40
Uniform Allowance: \$0.00

Expenditure Categories	FY 2023
FTE	1.0
Personal Services	72.0
Employee Related Expenses	32.3
Subtotal Personal Services and ERE:	104.3
Professional & Outside Services	0.0
Travel In-State	0.0
Travel Out-of-State	0.0
Food	0.0
Aid to Organizations & Individuals	0.0
Other Operating Expenditures	95.1
Equipment	0.0
Capital Outlay	0.0
Debt Services	0.0
Cost Allocation	0.0
Transfers	0.0
Program / Fund Total:	199.4

Funding Issue Detail

Agency: Department of Transportation

Issue: 11 Integrated Workplace Management System

Program: Transportation Support Services
Fund: DT2500-N IGA and ISA Fund (Non-Appropriated)

Calculated ERE: \$0.00
Uniform Allowance: \$0.00

Expenditure Categories	FY 2023
FTE	0.0
Personal Services	0.0
Employee Related Expenses	0.0
Subtotal Personal Services and ERE:	0.0
Professional & Outside Services	0.0
Travel In-State	0.0
Travel Out-of-State	0.0
Food	0.0
Aid to Organizations & Individuals	0.0
Other Operating Expenditures	186.7
Equipment	0.0
Capital Outlay	0.0
Debt Services	0.0
Cost Allocation	0.0
Transfers	0.0
Program / Fund Total:	186.7

Issue: 12 Vehicle Insp. & Title Enforcement Fund Backfill

Program: Motor Vehicle Enforcement Services
Fund: DT2272-A Vehicle Inspection and Certificate of Title Enforcement Fund (Appropriated)

Calculated ERE: \$0.00
Uniform Allowance: \$0.00

Expenditure Categories	FY 2023
FTE	0.0
Personal Services	(215.0)
Employee Related Expenses	(85.0)
Subtotal Personal Services and ERE:	(300.0)
Professional & Outside Services	0.0
Travel In-State	0.0
Travel Out-of-State	0.0
Food	0.0
Aid to Organizations & Individuals	0.0
Other Operating Expenditures	0.0
Equipment	0.0
Capital Outlay	0.0
Debt Services	0.0
Cost Allocation	0.0
Transfers	0.0
Program / Fund Total:	(300.0)

Program: Motor Vehicle Enforcement Services
Fund: DT2285-A Motor Vehicle Liability Insurance Enforcement Fund (Appropriated)

Calculated ERE: \$0.00
Uniform Allowance: \$0.00

Expenditure Categories	FY 2023
FTE	0.0
Personal Services	215.0
Employee Related Expenses	85.0

Funding Issue Detail

Agency:	Department of Transportation
----------------	------------------------------

Issue:	12	Vehicle Insp. & Title Enforcement Fund Backfill
---------------	----	---

Subtotal Personal Services and ERE:	300.0
Professional & Outside Services	0.0
Travel In-State	0.0
Travel Out-of-State	0.0
Food	0.0
Aid to Organizations & Individuals	0.0
Other Operating Expenditures	0.0
Equipment	0.0
Capital Outlay	0.0
Debt Services	0.0
Cost Allocation	0.0
Transfers	0.0
Program / Fund Total:	300.0

Issue:	13	Unisys Invoice Supplemental - FY 2017
---------------	----	---------------------------------------

Program:	Transportation Support Services	Calculated ERE:	\$0.00
Fund:	DT2030-A State Highway Fund (Appropriated)	Uniform Allowance:	\$0.00

Expenditure Categories	FY 2023
FTE	0.0
Personal Services	0.0
Employee Related Expenses	0.0
Subtotal Personal Services and ERE:	0.0
Professional & Outside Services	0.0
Travel In-State	0.0
Travel Out-of-State	0.0
Food	0.0
Aid to Organizations & Individuals	0.0
Other Operating Expenditures	0.0
Equipment	0.0
Capital Outlay	0.0
Debt Services	0.0
Cost Allocation	0.0
Transfers	0.0
Program / Fund Total:	0.0

Issue:	14	Technical Adjustments
---------------	----	-----------------------

Program:	SLI Vehicle License Tax Deposit	Calculated ERE:	\$0.00
Fund:	AA1000-A General Fund (Appropriated)	Uniform Allowance:	\$0.00

Expenditure Categories	FY 2023
FTE	0.0
Personal Services	0.0
Employee Related Expenses	0.0
Subtotal Personal Services and ERE:	0.0
Professional & Outside Services	0.0
Travel In-State	0.0
Travel Out-of-State	0.0

Funding Issue Detail

Agency:		Department of Transportation	
Issue:	14	Technical Adjustments	
		Food	0.0
		Aid to Organizations & Individuals	0.0
		Other Operating Expenditures	0.0
		Equipment	0.0
		Capital Outlay	0.0
		Debt Services	0.0
		Cost Allocation	0.0
		Transfers	(3,300.0)
		Program / Fund Total:	(3,300.0)
Program:	Construction		Calculated ERE: \$7.10
Fund:	DT2980-N Governor's Emergency Education Relief Fund (Non-Appropriated)		Uniform Allowance: \$0.00
		Expenditure Categories	FY 2023
		FTE	0.0
		Personal Services	31.3
		Employee Related Expenses	7.9
		Subtotal Personal Services and ERE:	39.2
		Professional & Outside Services	265.9
		Travel In-State	0.0
		Travel Out-of-State	0.0
		Food	0.0
		Aid to Organizations & Individuals	0.0
		Other Operating Expenditures	0.0
		Equipment	0.0
		Capital Outlay	11.5
		Debt Services	0.0
		Cost Allocation	0.0
		Transfers	0.0
		Program / Fund Total:	316.6
Program:	Transportation Support Services		Calculated ERE: \$0.00
Fund:	DT2980-N Governor's Emergency Education Relief Fund (Non-Appropriated)		Uniform Allowance: \$0.00
		Expenditure Categories	FY 2023
		FTE	0.0
		Personal Services	0.0
		Employee Related Expenses	0.0
		Subtotal Personal Services and ERE:	0.0
		Professional & Outside Services	0.0
		Travel In-State	0.0
		Travel Out-of-State	0.0
		Food	0.0
		Aid to Organizations & Individuals	0.0
		Other Operating Expenditures	0.0
		Equipment	0.0
		Capital Outlay	0.0
		Debt Services	0.0
		Cost Allocation	54.9
		Transfers	0.0
		Program / Fund Total:	54.9

Funding Issue Detail

Agency: Department of Transportation

Issue: 15 Correct Jerome Hwy Construction Proj Approp

Program: Construction
Fund: AA1000-A General Fund (Appropriated)

Calculated ERE: \$0.00
Uniform Allowance: \$0.00

Expenditure Categories	FY 2023
FTE	0.0
Personal Services	0.0
Employee Related Expenses	0.0
Subtotal Personal Services and ERE:	0.0
Professional & Outside Services	0.0
Travel In-State	0.0
Travel Out-of-State	0.0
Food	0.0
Aid to Organizations & Individuals	0.0
Other Operating Expenditures	0.0
Equipment	0.0
Capital Outlay	0.0
Debt Services	0.0
Cost Allocation	0.0
Transfers	0.0
Program / Fund Total:	0.0

Issue: 16 Statewide Fleet: Addition of Non-Managed Vehicles

Program: SLI State Fleet Operations
Fund: DT9998-A State Fleet Operations Fund (Appropriated)

Calculated ERE: \$0.00
Uniform Allowance: \$0.00

Expenditure Categories	FY 2023
FTE	0.0
Personal Services	0.0
Employee Related Expenses	0.0
Subtotal Personal Services and ERE:	0.0
Professional & Outside Services	0.0
Travel In-State	0.0
Travel Out-of-State	0.0
Food	0.0
Aid to Organizations & Individuals	0.0
Other Operating Expenditures	0.0
Equipment	0.0
Capital Outlay	0.0
Debt Services	0.0
Cost Allocation	0.0
Transfers	0.0
Program / Fund Total:	0.0

Funding Issue Detail

Agency: Department of Transportation

Issue: 16 Statewide Fleet: Addition of Non-Managed Vehicles

Program: SLI State Fleet Vehicle Replacement

Calculated ERE: \$0.00

Fund: DT9997-A State Vehicle Replacement Fund (Appropriated)

Uniform Allowance: \$0.00

Expenditure Categories	FY 2023
FTE	0.0
Personal Services	0.0
Employee Related Expenses	0.0
Subtotal Personal Services and ERE:	0.0
Professional & Outside Services	0.0
Travel In-State	0.0
Travel Out-of-State	0.0
Food	0.0
Aid to Organizations & Individuals	0.0
Other Operating Expenditures	0.0
Equipment	0.0
Capital Outlay	0.0
Debt Services	0.0
Cost Allocation	0.0
Transfers	0.0
Program / Fund Total:	0.0

Arizona Department of Transportation

FY 2023 Decision Package

Title: Highway Maintenance – New Lane Miles

FTE: 0; Request: \$1,399,900

Priority: 1

DESCRIPTION OF PROBLEM OR ISSUE:

The Arizona Department of Transportation (ADOT) is required to maintain and operate roadway miles added to its inventory as a result of new highway construction. New lane miles require additional in-house resources and service contracts to perform routine activities such as

- landscape maintenance
- signal and lighting repair and maintenance
- sweeping
- litter removal
- drainage maintenance
- graffiti clean-up and
- traffic control repair and maintenance



These activities are required immediately upon the opening of new lane miles to traffic. Added miles also result in increased electric and water costs as new lighting and landscaping is brought online.

There is no automatic funding link between the construction of these new highway miles and the cost to operate and maintain them. Accordingly, additional legislative appropriation is needed to address these new costs.

HOW IT FURTHERS THE GOVERNOR'S FUNDAMENTALS MAP AND ADOT'S STRATEGIC PLAN:

This issue incorporates the governor's mission, key goals and agency key functions reflected in the governor's fundamentals map as shown below:

- key goals of a strong, innovative economy, safe communities, and efficient, accountable government and
- agency key functions of maintaining and expanding Arizona's critical public assets and infrastructure, ensuring safe travel, and optimizing physical assets



This issue incorporates ADOT's strategic plan goals as follows:

- promoting transportation safety
- delivering value to the customer and
- maximizing resources

This issue also incorporates ADOT's key objectives and annual actions of

- delivering projects and services on time and on budget

This issue addresses ADOT's outcome measures of

- increasing transportation system safety
- increasing transportation system reliability and
- delivering projects and services on time and on budget

PROPOSED SOLUTION TO THE PROBLEM OR ISSUE:

ADOT requests \$1,399,900 in new funding in the State Highway Fund Maintenance Special Line item (SLI) to operate and maintain the new maintenance lane miles to be added to the state highway infrastructure during FY 2022. The table below provides a summary of the new lane miles to be added during FY 2022. At the end of this document there is a map (Exhibit 1) and a table that identifies the specific locations of the new maintenance lane miles to be added during FY 2022 (Exhibit 2).

Location	New Lane Miles	Cost Per Mile	Total (Rounded)
Urban	51.76	\$24,425	\$1,264,200
Rural	40.87	\$3,320	\$135,700
Total	92.63	--	\$1,399,900

The cost per lane mile is based on the agency's PeCoS maintenance management system data. PeCoS stands for Performance Controlled System and is the database program that plans and tracks all roadway maintenance costs and activities performed throughout the state. Each maintenance employee must enter a daily work report detailing the roadway maintenance activities performed and the equipment and materials used.



Although road surface maintenance is minimal on new maintenance lane miles, the vast majority of other types of ongoing upkeep involve landscaping, signing and striping, guardrails, signals and lighting, sweeping, litter removal, drainage, graffiti clean-up and traffic control. The table below illustrates the various programs for which maintenance funds were used in FY 2021.

The table shows that 26.8% was spent on surface treatments in FY 2021. The cost of surface treatments is included in the calculation for additional funds due to an increase in the lane miles that are maintained. This request asks for the full amount needed to maintain the additional lane miles,

not 73.2%. While ADOT requested and was appropriated \$36,142,000 in FY 2019 for surface treatments, the new lane mile represented in this request were not part of the calculation.

Program	% of Total Costs
Drainage Maintenance	2.1%
Engineering / Inspection / Administration	15.2%
Landscape / Vegetation Maintenance	6.5%
Water, Electricity	1.6%
Rest Areas Maintenance	2.1%
Roadside / Shoulder Maintenance	18.5%
Snow & Ice Maintenance	5.6%
Surface Maintenance	26.8%
Traffic Control / Signals	10.6%
Various Other Maintenance Activities ¹	11.0%
Total Maintenance Costs	100.00%

One of the key objectives of the agency's strategic plan is to improve the health of its infrastructure, primarily the state's highways. Key to achieving this objective is the annual action of completing 100% of the planned state highway pavement treatments. Without additional funding for the new lane miles, the agency will have to divert existing resources for planned highway maintenance to address the additional costs of new lane miles, thus preventing ADOT from accomplishing one of its key objectives, improving the health of the infrastructure by completing 100% of the planned state highway pavement treatments.

ALTERNATIVES CONSIDERED AND REASONS FOR REJECTION:

One alternative is the take-no-action alternative, meaning do not fund ongoing maintenance for new road miles and do not maintain the new lane miles. Another alternative is to reallocate maintenance funds for existing roadway lane miles to maintenance for new lane miles. Both of these alternatives were rejected because neither is a prudent or cost-effective approach for the following:

- preserving the public investment in the state's transportation infrastructure
- improving roadway conditions and
- ensuring the safety of highway users

Further, the absence of additional funding for maintaining new lane miles means that routine maintenance to extend the life expectancy of the existing state highway system will not be performed. Alternatively, ADOT will have to use existing state highway fund maintenance SLI monies for planned roadway maintenance, meaning the planned maintenance for other lane miles in the state highway

¹ Blade unpaved roads, spot recondition unpaved roads, dust control, maintain unpaved turnouts & crossovers, major damage & disaster maintenance, emergency project administration, bluestake & encroachment permit, building & yard maintenance, material handling, contract administration, and other maintenance related activities.

system will be deferred into the future. This approach is more costly in the long run, diminishes the road's life span, and leads to a decline in the health of the state's highway infrastructure. According to the National Cooperative Highway Research Program², deferred maintenance shortens the life of highway features and increases the life-cycle costs for taxpayers.

IMPACT OF NOT FUNDING IN THIS YEAR:

If this request is not funded, new maintenance lane miles will not be maintained. The absence of performing ongoing maintenance means that the following activities will not be performed:

- landscape maintenance
- signal and lighting repair and maintenance
- sweeping
- litter removal
- drainage maintenance
- graffiti clean-up and
- traffic control repair and maintenance

Alternatively, other roadway lane miles will not be maintained appropriately if existing funding is reallocated to new lane miles.

PERFORMANCE MEASURES TO QUANTIFY SUCCESS OF THE SOLUTION:

Percent of preventive maintenance performed on schedule.

Level-of-service condition measurements.

Reduced life-cycle costs.

STATUTORY REFERENCE:

A.R.S. § 28-332.3: Department of transportation jurisdiction, duties, divisions.

EQUIPMENT TO BE PURCHASED IF APPLICABLE: N/A.

CLASSIFICATION OF POSITIONS: N/A.

ANNUALIZATIONS: N/A.

² The National Center for Pavement Preservation (NCP) was established by [Michigan State University](#) and the [Foundation for Pavement Preservation](#) to lead collaborative efforts among government, industry, and academia in the advancement of pavement preservation.

Exhibit 1

Projected New Maintenance Lane Miles Urban and Rural Areas - FY2022

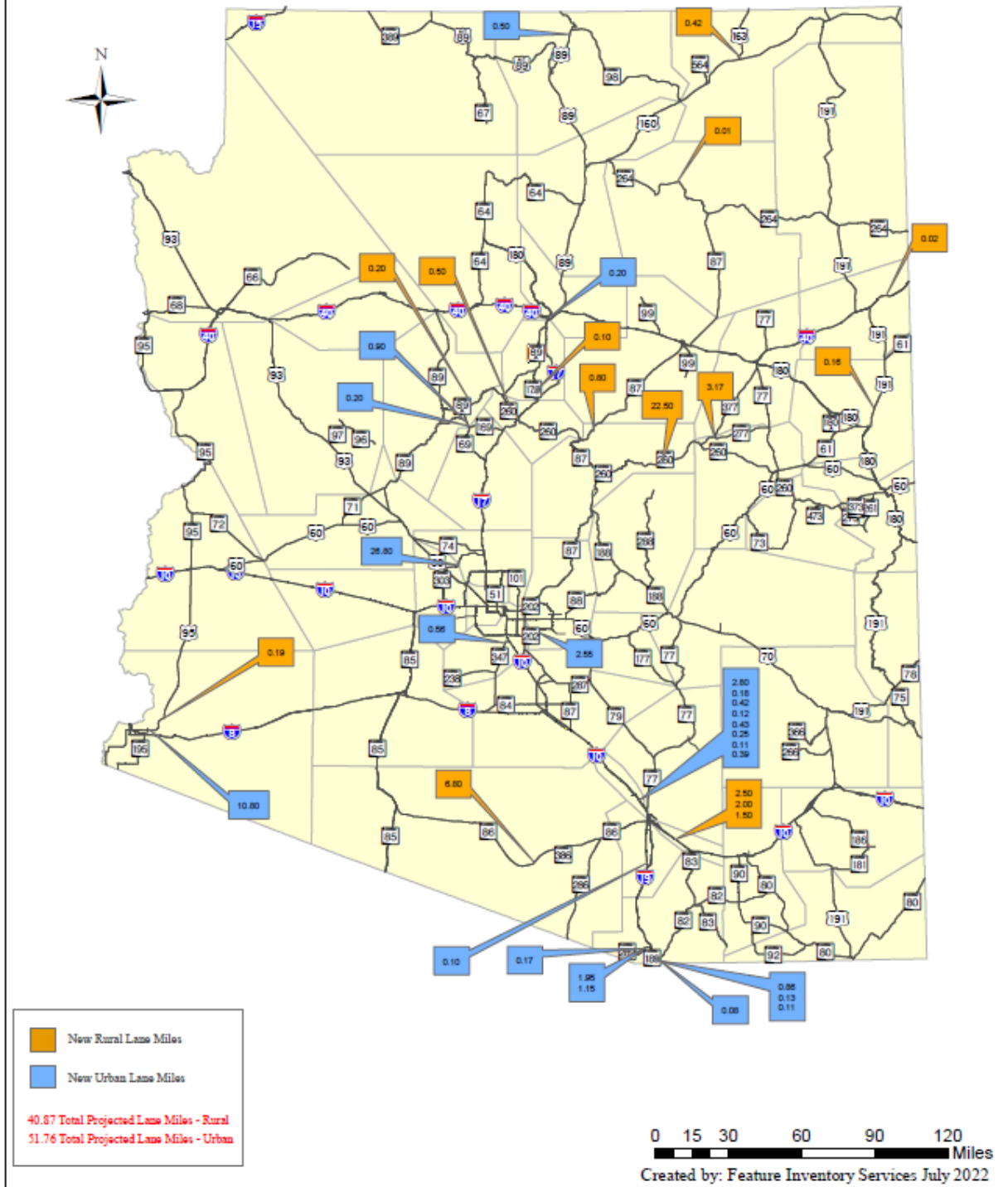


Exhibit 2

URBAN		
Location	Route	MLM ¹
Page	US 89	0.5
Flagstaff	I-40	0.2
Dewey-Humboldt	SR 69	1.1
Phoenix	SR 202 / SR 303 / SR 347	29.91
Tucson	I-10	4.7
Yuma	US 95	10.8
Green Valley	I-19	0.1
Rio Rico	SR 289	3.27
Nogales	I-19 / SR 189	1.18
Total Urban		51.76

RURAL		
Location	Route	MLM ¹
Heber	SR 277 / SR 260	25.67
Sells	SR 86	6.8
Vail	I-10	6
Miscellaneous		2.4
Total Rural		40.87

¹ MLM = Maintenance Lane Miles

Arizona Department of Transportation

FY 2023 Decision Package

Title: Highway Maintenance – South Mountain Freeway

FTE: 0; Request: \$16,900

Priority: 2

DESCRIPTION OF PROBLEM OR ISSUE:

In 1983, the Arizona Department of Transportation (ADOT) announced the future need for a freeway in the south valley. The freeway was planned to connect the east and west valley communities and provide an alternative to the I-10, which runs through downtown Phoenix. Voters approved Proposition 300 in 1985, known as the ½ cent sales tax; it provided funding for new freeways within Maricopa County. In 2004, a year prior to the scheduled expiration of Proposition 300, Maricopa County voters approved Proposition 400 to extend the ½ cent sales tax through 2025. Construction of the new south mountain freeway was paid for with a combination of the Prop 400 voter-approved funds and state and federal monies.

New ground was broken both literally and symbolically with the new loop 202 south mountain freeway. For the first time, ADOT entered into a public private partnership (P3) to design, build, and maintain (DBM) one of its freeways. This partnership set the cost to design and build the new freeway at \$916,000,000 and saved the state approximately \$122,000,000 from the original estimate.



ADOT partnered with a private developer, Connect 202 Partners, to design, build, and maintain (DBM) the 22 new freeway miles of the south mountain freeway. The south mountain freeway connects to the I-10 at Pecos Road in Ahwatukee to the I-10 at 59th Avenue in Phoenix. South mountain freeway was opened for traffic on December 21, 2019.

The DBM model used for this P3 is an innovative approach that has been used nationwide to reduce the cost to taxpayers without sacrificing quality. The DBM approach results in taxpayers receiving a freeway that will open to traffic within three years because construction will occur concurrently in four segments. ADOT was able deliver this freeway project three years faster than it could have done using a more traditional delivery method.

Upon completion, the developer is responsible for performing annual routine maintenance, scheduled major maintenance, and ensuring the safety of the traveling public for 30 years. The contractor will perform maintenance work such as the replacement of lighting, repair of guardrails and cable barriers, sweeping, litter removal, landscaping, and maintaining and repairing pavement. The cost for maintenance was identified as part of the awarded contract, and ADOT is obligated to pay the vendor the contracted amount, which will be adjusted annually for inflation.

ADOT's maintenance costs for the south mountain freeway follow a schedule agreed on and included in the contract with the developer. Exhibit 1 in the appendix of this decision package shows the agreed upon schedule in 2015 dollars. ADOT will pay the developer monthly maintenance costs equal to 1/12 of the annual amount prescribed in the schedule, adjusted for inflation, from the date the south mountain freeway opens. ADOT began paying the south mountain freeway maintenance starting in April 2020. The below table shows the costs of years 2-4 of the maintenance period in both 2015 dollars and year-of-expenditure dollars.



Year of Maintenance Period	Total Routine Maintenance (2015 Dollars) ¹	Forecasted Routine Maintenance (Year of Expenditure Dollars) ²	Actual Months	Monthly Amount
2	\$2,833,704.99	\$3,221,937.69	4/2021 -12/2021	\$267,159.01
			1/2022 - 3/2022	\$272,502.19
3	\$2,833,704.99	\$3,286,376.45	4/2022 -12/2022	\$272,502.19
			1/2023 - 3/2023	\$277,952.24
4	\$2,833,704.99	\$3,352,103.98	4/2023 – 12/2023	\$277,952.24
			1/2024 – 3/2024	\$283,511.28

ADOT began maintenance payments in April 2020. FY 2023 south mountain freeway maintenance costs will amount to 9 months of payments from maintenance period 3 and 3 months of payments from maintenance period 4. Therefore, FY 2023 south mountain freeway maintenance costs paid to the developer is expected to total \$3,302,700 (\$272,502.19*6 + \$277,952.24*6).

In addition to south mountain freeway maintenance costs paid to the developer, ADOT has direct maintenance responsibility for the new freeway. ADOT maintains the intelligent transportation system (ITS), provides emergency response, provides utilities (except for water, which will be paid for by the City of Phoenix), and maintains a maintenance administration unit. The ITS includes overhead digital message boards and closed circuit television cameras (CCTV). ADOT provides emergency response by responding to accidents to provide traffic control and clean-up of the scene. The maintenance administration unit will ensure the contractor maintains the new freeway at the agreed upon level. The unit consists of two employees.

¹ The maintenance schedule can increase or decrease (in 2015 dollars) between years. Exhibit 1 in the appendix shows the full maintenance schedule.

² The actual CPI was 128.749 in December 2015; 144.910 in December 2019; and 145.660 in December 2020 according to the US Department of Labor Statistics.

https://data.bls.gov/pdq/SurveyOutputServlet?data_tool=dropmap&series_id=CUURS48ASA0,CUUSS48ASA0
ADOT assumes two percent inflation annually from January 2022 onwards for a forecasted CPI of 148.573 in January 2022 and 151.5447 in January 2023.

The below table shows the breakdown of the above costs:

	Annual Cost
Intelligent Transportation System	\$250,000
Emergency Response	\$65,000
Utilities	\$152,400
Maintenance Administration Unit	\$176,000
Total	\$643,400

The total south mountain freeway maintenance costs for FY 2022, including both the developer routine maintenance costs and ADOT direct costs, is therefore \$3,946,100 (\$3,302,700 + \$643,400).

Including prior appropriations included in the base and what was appropriated during the budgeting process for FY 2022, ADOT is appropriated \$3,929,200 for south mountain maintenance costs. Therefore, ADOT is requesting the difference in appropriation for FY 2023 for an increase of \$16,900 (\$3,946,100 - \$3,929,200).

HOW IT FURTHERS THE GOVERNOR'S FUNDAMENTALS MAP AND ADOT'S STRATEGIC PLAN:

This issue incorporates the governor's mission, key goals and agency key functions reflected in the governor's fundamentals map as shown below:

- key goals of a strong, innovative economy, safe communities, and efficient, accountable government and
- agency key functions of maintaining and expanding Arizona's critical public assets and infrastructure, ensuring safe travel, and optimizing physical assets

This issue incorporates ADOT's strategic plan goals as follows:

- promoting transportation safety
- delivering value to the customer and
- maximizing resources

This issue also incorporates ADOT's objective metric to

- achieve project milestones

PROPOSED SOLUTION TO THE PROBLEM OR ISSUE:

FY 2023 south mountain freeway maintenance costs will amount to nine months of payments from maintenance period 3 and three months of payments from maintenance period 4. Therefore, FY 2023 south mountain freeway maintenance costs paid to the developer will total \$3,302,700.

Year of Maintenance Period	FY 2023	Months	Monthly Amount	Annual Amount
3	7/2022 -12/2022	6	\$272,502.19	\$1,635,013.16
	1/2023 - 3/2023	3	\$277,952.24	\$833,856.71
4	4/2023 -6/2023	3	\$277,952.24	\$833,856.71
FY 2023 Obligation to Developer				\$3,302,726.58

In addition to south mountain freeway maintenance costs paid to the developer, ADOT has direct maintenance responsibility for the new freeway. ADOT maintains the intelligent transportation system (ITS), provides emergency response, provides utilities to the freeway (except for water, which will be paid for by the City of Phoenix) and establishes a maintenance administration unit. ADOT will incur \$643,400 in direct maintenance costs annually for the south mountain freeway. These maintenance costs are already included in the south mountain freeway base funding, and no additional funding is being requested for these costs.

Including prior appropriations included in the base and what was appropriated during the budgeting process for FY 2022, ADOT is appropriated \$3,929,200 for south mountain maintenance costs in the state highway fund maintenance special line item (SLI). Therefore, ADOT is requesting the difference in appropriation for FY 2023 for an increase of \$16,900 (\$3,946,100 - \$3,929,100) in the state highway fund maintenance SLI. The table below summarizes the requested increase:

	FY 2023 Amount
Contractual Obligation to Developer	\$3,302,700
Direct ADOT Maintenance Responsibility	\$643,400
FY 2023 South Mountain Maintenance Cost	\$3,946,100

FY 2020 Appropriation for South Mountain Maintenance	\$2,173,000
FY 2021 Appropriation for South Mountain Maintenance	\$1,086,500
FY 2022 Appropriation for South Mountain Maintenance	\$669,700
FY 2022 South Mountain Maintenance Base Funding	\$3,929,200

FY 2023 Requested Funding	\$16,900
----------------------------------	-----------------

The provision of funding for this request is very important to the daily operation of the new lane miles and the associated roadway features. This important freeway addition relieves congestion on I-10 through the Phoenix metropolitan area and improves the customer experience with Arizona's highway system. It also contributes to ADOT's annual action of maintaining the average speed of the Phoenix metro system of highways at 50 MPH. Without the requested additional funding, the agency would be forced to divert resources allocated for planned highway maintenance activities elsewhere in the state highway system. In other words, the provision of funding for this request will eliminate the need to divert resources for planned highway treatment from the maintenance SLI, thus helping ADOT accomplish two of its key objectives, improving the health of the infrastructure and improving its on-time performance by completing 100% of the planned state highway pavement treatments.



There is no automatic funding link between the construction of these new highway miles and the cost to operate and maintain them. Accordingly, a legislative appropriation is needed to address these costs. The maintenance portion of the contract ADOT entered into with Connect 2020 is for thirty years and follows the schedule agreed on in the contract, as adjusted for inflation based on the

consumer price index (CPI). Through the course of the next 30 years, ADOT will ask for funding required to maintain the South Mountain freeway as detailed in section 13.5.6 of the contract between ADOT and Connect 202 Partners, LLC. Any capital maintenance will be part of the five year program approved by the Arizona State Transportation Board.

ALTERNATIVES CONSIDERED AND REASONS FOR REJECTION:

The take no action alternative was evaluated and rejected. Failure to fund the maintenance of the new South Mountain freeway is not an effective option. Without funding, ADOT will be forced to divert funds for planned maintenance of other highways to the new South Mountain freeway. This diversion will result in deferred maintenance to the other highways in the state. Deferral of planned road maintenance shortens the road's life span and results in more costly repairs at a later date. In turn, the resulting repairs drive up the life-cycle costs of the freeway and features, costing tax payers more in the long run. Further, diversion of the maintenance SLI monies from planned highway pavement treatments contributes to a decline in the health of the state's highway infrastructure. The take no action option prevents ADOT from accomplishing two of its key objectives, improving the health of the infrastructure and improving its on-time performance by completing 100% of the planned state highway pavement treatments.

IMPACT OF NOT FUNDING IN THIS YEAR:

If funding for the maintenance of the new South Mountain freeway is not approved, funds allocated to maintenance on other highways in the state will be diverted to the new freeway. This will result in deferred maintenance on the other highways and those roads will fall into a state of disrepair. Once this happens, bringing the highway to an acceptable condition becomes more expensive than preventive maintenance.

ADOT's mission is to provide a safe, efficient, cost-effective transportation system. Proactive preventive maintenance that preserves and extends the life expectancy of the state highway system will not be performed at the level required to properly maintain the roadway surfaces, related road features, and equipment and preserve taxpayers' investment in the system. Therefore, maintenance work becomes increasingly reactive and will fail to maximize life expectancy as called for in the agency's mission. Further, failure to fund this request prevents ADOT from accomplishing two of its key objectives, improving the health of the infrastructure and improving its on-time performance by completing 100% of the planned state highway pavement treatments.

PERFORMANCE MEASURES TO QUANTIFY SUCCESS OF THE SOLUTION:

The contractor, per the contract, is required to maintain the new freeway at an agreed upon level. The contractor is required to develop a maintenance information system (MIS) to store and report on maintenance activities. The contractor is evaluated on its performance. ADOT has established a maintenance administration unit to ensure the contractor maintains the new freeway at the agreed upon level.

STATUTORY REFERENCE:

A.R.S. § 28-332.2: Do multimodal state transportation planning, cooperate and coordinate transportation planning with local governments and establish an annually updated priority program of capital improvements for all transportation modes.

A.R.S. § 28-332.3: Design and construct transportation facilities in accordance with a priority plan and maintain and operate state highways, state owned airports and state public transportation systems.

EQUIPMENT TO BE PURCHASED IF APPLICABLE: N/A.

CLASSIFICATION OF POSITIONS: N/A

ANNUALIZATIONS: N/A.

Exhibit 1
Exhibit 2-4.4 of the Contract Between ADOT and Connect 202 Partners, LLC

EXHIBIT 2-4.4

ROUTINE MAINTENANCE BREAKDOWN

All amounts are in year 2015 \$.

Year of Maintenance Period A	Maintenance Elements		Administrative Elements			Total Routine Maintenance G = B + C + D + E + F
	Landscape, Litter & Sweeping B	All Other Maintenance C	Bonds D	Insurance E	Other costs F	
1	\$ 644,068.51	\$ 693,871.67	\$ 246,198.87	\$ 482,870.65	\$ 1,093,047.06	\$ 3,160,056.76
2	\$ 644,068.51	\$ 693,871.67	\$ -	\$ 482,870.65	\$ 1,012,894.16	\$ 2,833,704.99
3	\$ 644,068.51	\$ 693,871.67	\$ -	\$ 482,870.65	\$ 1,012,894.16	\$ 2,833,704.99
4	\$ 644,068.51	\$ 693,871.67	\$ -	\$ 482,870.65	\$ 1,012,894.16	\$ 2,833,704.99
5	\$ 644,068.51	\$ 693,871.67	\$ -	\$ 482,870.65	\$ 1,012,894.16	\$ 2,833,704.99
6	\$ 644,068.51	\$ 693,871.67	\$ 509,339.60	\$ 482,870.65	\$ 1,012,894.16	\$ 3,343,044.60
7	\$ 644,068.51	\$ 693,871.67	\$ -	\$ 482,870.65	\$ 1,012,894.16	\$ 2,833,704.99
8	\$ 644,068.51	\$ 693,871.67	\$ -	\$ 482,870.65	\$ 1,012,894.16	\$ 2,833,704.99
9	\$ 644,068.51	\$ 693,871.67	\$ -	\$ 482,870.65	\$ 1,012,894.16	\$ 2,833,704.99
10	\$ 644,068.51	\$ 693,871.67	\$ -	\$ 482,870.65	\$ 1,012,894.16	\$ 2,833,704.99
11	\$ 644,068.51	\$ 693,871.67	\$ 293,584.03	\$ 482,870.65	\$ 1,012,894.16	\$ 3,127,289.03
12	\$ 644,068.51	\$ 693,871.67	\$ -	\$ 482,870.65	\$ 1,012,894.16	\$ 2,833,704.99
13	\$ 644,068.51	\$ 693,871.67	\$ -	\$ 482,870.65	\$ 1,012,894.16	\$ 2,833,704.99
14	\$ 644,068.51	\$ 693,871.67	\$ -	\$ 482,870.65	\$ 1,012,894.16	\$ 2,833,704.99
15	\$ 644,068.51	\$ 693,871.67	\$ -	\$ 482,870.65	\$ 1,012,894.16	\$ 2,833,704.99
16	\$ 644,068.51	\$ 693,871.67	\$ 839,507.88	\$ 482,870.65	\$ 1,012,894.16	\$ 3,673,212.88
17	\$ 644,068.51	\$ 693,871.67	\$ -	\$ 482,870.65	\$ 1,012,894.16	\$ 2,833,704.99
18	\$ 644,068.51	\$ 693,871.67	\$ -	\$ 482,870.65	\$ 1,012,894.16	\$ 2,833,704.99
19	\$ 644,068.51	\$ 693,871.67	\$ -	\$ 482,870.65	\$ 1,012,894.16	\$ 2,833,704.99
20	\$ 644,068.51	\$ 693,871.67	\$ -	\$ 482,870.65	\$ 1,012,894.16	\$ 2,833,704.99
21	\$ 644,068.51	\$ 693,871.67	\$ 245,016.31	\$ 482,870.65	\$ 1,012,894.16	\$ 3,078,721.30
22	\$ 644,068.51	\$ 693,871.67	\$ -	\$ 482,870.65	\$ 1,012,894.16	\$ 2,833,704.99
23	\$ 644,068.51	\$ 693,871.67	\$ -	\$ 482,870.65	\$ 1,012,894.16	\$ 2,833,704.99
24	\$ 644,068.51	\$ 693,871.67	\$ -	\$ 482,870.65	\$ 1,012,894.16	\$ 2,833,704.99
25	\$ 644,068.51	\$ 693,871.67	\$ -	\$ 482,870.65	\$ 1,012,894.16	\$ 2,833,704.99
26	\$ 644,068.51	\$ 693,871.67	\$ 654,120.40	\$ 482,870.65	\$ 1,012,894.16	\$ 3,487,825.39
27	\$ 644,068.51	\$ 693,871.67	\$ -	\$ 482,870.65	\$ 1,012,894.16	\$ 2,833,704.99
28	\$ 644,068.51	\$ 693,871.67	\$ -	\$ 482,870.65	\$ 1,012,894.16	\$ 2,833,704.99
29	\$ 644,068.51	\$ 693,871.67	\$ -	\$ 482,870.65	\$ 1,012,894.16	\$ 2,833,704.99
30	\$ 644,068.51	\$ 693,871.67	\$ -	\$ 482,870.65	\$ 1,095,187.91	\$ 2,915,998.74
TOTAL	\$ 19,322,055.27	\$ 20,816,150.14	\$ 2,787,767.10	\$ 14,486,119.48	\$ 30,549,271.53	\$ 87,961,363.52

Exhibit 2

Section 13.5.6 of the Contract Between ADOT and Connect 202 Partners, LLC

13.5.6 The annual payments of the Maintenance Price will be escalated or reduced as described in this **Section 13.5.6**. The Parties shall document such escalations or reductions annual in a Supplemental Agreement, or as otherwise mutually agreed.

(a) Each Annual Routine Maintenance Payment will be escalated or reduced based on changes in CPI, as follows:

$$\text{Adjusted Annual Routine Maintenance Payment}_{\text{Year Y}} = \text{Annual Routine Maintenance Payment}_{\text{Year Y}} \times (\text{CPI} / \text{BCPI})$$

Where:

Annual Routine Maintenance Payment_{Year Y} = the applicable year's Annual Routine Maintenance Payment as listed in Exhibit 2-4.4:

"CPI" = the CPI most recently published prior to the month in which Year Y commenced: and

BCPI = Base CPI

Arizona Department of Transportation

FY 2023 Decision Package

Title: MVD Driver License and License Plate Volume Increase

FTE: 0; Request: \$1,035,700

Priority: 3

DESCRIPTION OF PROBLEM OR ISSUE:

The Arizona Department of Transportation's (ADOT) motor vehicle division (MVD) issues driver licenses, identification cards, and license plates. Customers pay a fee for driver licenses and license plates. As the volume of driver licenses and license plates increases, there is no mechanism to automatically increase the operating budget appropriation to fund the increased cost.

Driver Licenses (including ID Cards)

Driver licenses and identification cards are produced on contract by a vendor and mailed directly to the customer. Each standard credential costs \$1.43 (\$0.96 to produce and \$0.47 for postage). While the customer pays a fee for the credential upon completion of an application, the revenue from the fees goes to the Highway User Revenue Fund, which is distributed to municipalities as well as the State Highway Fund (SHF), from which ADOT's operating budget is appropriated by the legislature.

The volume of credentials issued generally increases each year, but ADOT's operating budget does not automatically increase to account for the additional volume and associated costs. While population related growth is typically 1.5% to 2.0%, ADOT estimates more robust growth in FY 2022 and FY 2023.

In February 2021, ADOT implemented a tool that allows customers to renew their licenses online, so they do not have to go to a physical office. In FY 2020, 1,800,149 credentials were produced, and average monthly production of credentials was 175,000 prior to COVID-19 pandemic. Monthly production slowed dramatically in the final three months of the fiscal year and only returned to those levels in spring 2021. In FY 2021, total credential volume was 1,737,619 credentials as the state began to recover from the effects of the pandemic. ADOT anticipates returning to pre-pandemic volumes and potentially higher in FY 2022 as suppressed demand returns. As a result, ADOT anticipates a 7.3% percent growth rate from the reduced FY 2021 number of credentials. This would result in 1,863,900 credentials in FY 2022. ADOT anticipates an additional 4.1% percent in FY 2023 due to the federal

implementation of Travel ID requirements, which will result in a total of 1,939,900 credentials in FY 2023. For context, if growth had continued on its pace from FY 2018 and FY 2019, by FY 2023 ADOT would have expected to issue over 2,000,000 credentials.

License Plates

License plates follow a similar production model as driver licenses. Plates are produced by the Department of Corrections, Rehabilitation & Reentry's Arizona Correctional Industries (ACI) program. The average cost of a license plate is \$2.51, and the processing cost per plate for ADOT's fulfillment vendor is \$0.95, for a total cost per plate of \$3.46.

In FY 2020, ACI moved to an on demand production model. During the migration process license plate shelf stock was depleted in anticipation of the new model, as evidenced by the atypical drop in standard passenger plate production from 1,280,000 in FY 2019 to 866,000 in FY 2020. If plates were still being pre-printed, FY 2020 standard passenger plate production was projected to have been between 1.25 and 1.30 million, based on regular demand and population growth trends. In addition to the standard passenger plate, approximately 500,000 to 600,000 specialty plates are produced each year.

In FY 2021, 1,993,301 plates were produced and fulfilled. While there were declines in plate production volumes in FY 2020 due to the shift in the plate fulfillment model, the total number of plates issued in FY 2021 is in line with FY 2019 and earlier. ADOT anticipates continued growth similar to the trend in recent years due to the base level of growth that stems from the state's population growth as well as growth that is bolstered further by strong economic activity. ADOT estimates ~3.0% growth in FY 2022 and FY 2023, for plate issuance totals of 2,052,600 and 2,113,700 respectively.

HOW IT FURTHERS THE GOVERNOR'S FUNDAMENTALS MAP AND ADOT'S STRATEGIC PLAN:

This issue incorporates the governor's mission, key goals, and agency key functions reflected in the governor's fundamentals map as shown below:

- key goal of efficient and accountable government and safe communities
- agency key function ensuring safe travel

This issue incorporates ADOT's strategic plan goals as follows:

- maximizing efficiencies and confidence in MVD in-person and electronic systems and
- improve customer experience time

PROPOSED SOLUTION TO THE PROBLEM OR ISSUE:

ADOT requests a total of \$1,035,700 in State Highway Fund operating lump sum appropriation to cover the cost of increased volume in credentials and license plates. Of this amount, \$88,700 is for credentials, and \$947,000 is for license plates.

- Driver Licenses - \$88,700 for increased driver license costs based on the forecasted driver license issuance in FY 2023 compared to the actual FY 2019 actual. This issue

proposes establishing a baseline funding level of driver licenses and updating the number annually via the funding issue.

	Driver Licenses	Average Cost	Total Driver License Cost
Funded Level of Driver Licenses Based on FY 2019 Actual	1,877,900	\$1.43	\$2,685,400
FY 2021 Actual	1,737,619	\$1.43	\$2,484,800
FY 2022 Estimate	1,863,900	\$1.43	\$2,665,400
FY 2023 Estimate	1,939,900	\$1.43	\$2,774,100
FY 2023 Driver License Increase			\$88,700

- License Plates – ADOT requests \$947,000 for increased license plate production costs based on the forecasted license plate production in FY 2023 compared to the funded FY 2022 plate production established in the last budget cycle.

	Plates	Average Cost ¹	Total Plate Cost
FY 2022 Funded Level of Plates	1,840,000	\$3.46	\$6,366,400
FY 2021 Actual	1,993,301	\$3.46	\$6,896,800
FY 2022 Estimate	2,052,600	\$3.46	\$7,102,000
FY 2023 Estimate	2,113,700	\$3.46	\$7,313,400
FY 2023 License Plate Increase			\$947,000

¹ The average cost of a license plate is \$2.51, and the processing cost per plate for ADOT's fulfillment vendor is \$0.95, for a total cost per plate of \$3.46.

ALTERNATIVES CONSIDERED AND REASONS FOR REJECTION:

Failure to request additional funding would mean the agency would have to reallocate existing funds for MVD services to fund these costs. This alternative would negatively impact MVD's concerted efforts to achieve two of its key objectives, improve its end-to-end customer experience and improve financial health.

IMPACT OF NOT FUNDING IN THIS YEAR:

ADOT must issue driver licenses and license plates. If the issue is not funded ADOT would be forced to reallocated existing base funding for MVD services to fund these costs. No funding exists to pay for these costs within existing fund sources.

PERFORMANCE MEASURES TO QUANTIFY SUCCESS OF THE SOLUTION:

- Customer-wait time in MVD offices.
- Number and percent increase in the number of driver licenses issued.
- Number and percent increase in the number of license plates issued.

STATUTORY REFERENCE:

- A.R.S § 28-3151: Driver license requirement.
- A.R.S § 28-3151: Driver licenses, non-operating identification licenses, use for boarding aircraft, accessing restricted areas, rules.
- A.R.S § 28-2351: License plate provided, design.

EQUIPMENT TO BE PURCHASED IF APPLICABLE: N/A.

CLASSIFICATION OF POSITIONS: N/A.

ANNUALIZATIONS: N/A.

Arizona Department of Transportation

FY 2023 Decision Package

**Title: Enterprise
Compensation Strategy**

FTE: 0; Request: \$0

Priority: 4



DESCRIPTION OF PROBLEM OR ISSUE:

The Arizona Department of Transportation (ADOT) has identified positions within the Department where compensation adjustments are warranted. A well-designed pay increase plan will reduce high turnover and vacancy rates, resulting in a more efficient government that saves resources on constantly hiring and training new staff. The exact structure of the compensation package is being analyzed and will be finalized over the coming months.

ADOT recognizes that there is a critical workforce challenge among vital public safety, public health, and welfare agencies. State public safety agencies often compete with local and federal operators that currently pay higher salaries than State positions, hindering the State's ability to recruit and retain highly qualified individuals. Over the last 18 months since the onset of the COVID-19 pandemic, there has been significant strain on our public health and welfare workforce. Our health and economic safety net programs are incredibly important to the State's response to and recovery from COVID-19.

Additionally, ADOT recognizes that the operations of state agencies outside of public health, public safety, and welfare have also been strained by the factors mentioned above and might be in need of relief.



Working to create a safe and secure environment for Arizona citizens and visitors is one of the State's greatest responsibilities and challenges.

HOW IT FURTHERS THE GOVERNOR'S FUNDAMENTALS MAP AND ADOT'S STRATEGIC PLAN:

This issue incorporates the governor's mission, key goals and agency key functions reflected in the governor's fundamentals map as shown below:

- key goals of safe communities, a strong, innovative economy, and efficient and accountable government, and
- key functions of attracting, developing, and retaining talent, ensuring safe travel, and maintaining and expanding Arizona's critical public assets and infrastructure

This issue incorporates ADOT's strategic plan as follows:

- reduce roadway crashes and resulting fatalities and serious injuries on the transportation system
- improve our ability to recruit and retain the best talent
- improve the reliability of core business processes

PROPOSED SOLUTION TO THE PROBLEM OR ISSUE: TBD

ALTERNATIVES CONSIDERED AND REASONS FOR REJECTION: TBD

IMPACT OF NOT FUNDING IN THIS YEAR:

Job classifications will not receive compensation adjustments because ADOT does not have sufficient appropriation authority to adjust compensation to more competitive levels. Failure to fund competitive pay will cause continued high turnover at ADOT.

PERFORMANCE MEASURES TO QUANTIFY SUCCESS OF THE SOLUTION:

A reduction in regrettable attrition

An increase in employee retention

STATUTORY REFERENCE: N/A

EQUIPMENT TO BE PURCHASED IF APPLICABLE: N/A

CLASSIFICATION OF POSITIONS: N/A

ANNUALIZATIONS:

Personnel expenses are ongoing in nature.

Arizona Department of Transportation

FY 2023 Decision Package

Title: Driver License Security Software Upgrade

FTE: 0; Request: \$1,159,500

Priority: 5

DESCRIPTION OF PROBLEM OR ISSUE:

Fraud and identity theft are growing problems that often start with the motor vehicle credential process. According to the Insurance Information Institute, there were 27,661 reported incidents of identity theft in Arizona in 2020. The estimated loss to consumers and businesses in the United States exceeds \$24.7 billion annually. The NeoFace Reveal (NEC) system automates the process of photo image matching when someone applies for a new ID and allows for Office of Inspector General (OIG) review of potential fraud. Prior to implementing the system in FY 2015, ADOT's Enforcement and Compliance Division (ECD) averaged 1,024 fraud cases per year. During the first four years of operation, during which NEC software validated millions of credentials, the OIG investigated thousands of cases each year that were identified by NEC. It now averages 257 cases per year, which is a 75% reduction of fraud since the implementation of NEC.



Calendar Year	Fraud Cases
2014 (pre-NEC)	970
2015 (NEC validation)	3,973
2016 (NEC validation)	5,429
2017 (NEC validation)	2,041
2018 (NEC validation)	4,480
2019 (post- NEC validation)	311
2020 (post- NEC validation)	203
2021 (post- NEC validation)*	147

*through July 2021

As shown in the chart below, the current system has two upcoming possible failure points and will become inoperable in May 2024 as NEC will cease support for it. The risk of hardware and/or software failure and increased security issues would make the system more vulnerable in the short term. Long-term, system failure would result in a manual process for reviewing records for potential fraud that rests with the Motor Vehicle Division (MVD), Authorized Third Party users, and other law enforcement agencies. ECD would lose the capability to assist other law enforcement, federal, and government agencies with the investigation of

grainy, poor quality, and video images when attempting to identify crime victims, suspects and exploited and missing children. As the only government entity that has access to all MVD photographs, ECD receives approximately 150 of these requests per month.

Possible Failure Point	Date
NEC contract expires and support no longer provided*	November 2021
NEC system becomes inoperable** No space to store additional images	May 2024

*contract can be extended on a month-to-month basis through May 2024

**new hardware and software installation requires six-twelve months' lead time

ECD utilizes NEC as a fraud prevention, fraud detection, business integrity, and risk mitigation tool. The software automates the process of photo image matching and is designed to determine whether the person shown in one MVD photograph is likely to be the same person shown in another MVD photograph. NEC enhances the integrity of the driver and non-driver identification registration processes to confirm that the person receiving the credential does not hold another MVD-issued credential in another name or with different personal identifying information. Even in cases when a fraudster has had previous success obtaining a fraudulent credential, NEC improves MVD's ability to detect that fraud through image comparison analysis and investigations, often leading to arrest.

The NEC web application and thick client systems are at the end of life, have a potential risk of failure, and create a security risk. In addition, unavailability of parts may be an issue that exacerbates the risk associated with the current system. The importance of upgrading the current system and maintaining current maintenance for the system cannot be overemphasized.

HOW IT FURTHERS THE GOVERNOR'S FUNDAMENTALS MAP AND ADOT'S STRATEGIC PLAN:

This issue incorporates the governor's mission, key goals and agency key functions in the governor's fundamentals map as shown below:

- creating efficient and accountable government
- deterring criminal activity & enforcing laws
- driving innovative IT solutions

This issue also incorporates ADOT's strategic plan goals as follows:

- delivering value to the customer
- maximizing resources

Protecting and deterring MVD fraud have an impact on protecting vulnerable populations; enhancing public safety; and identifying benefit fraud, identity theft, and other crimes. All of these result in creating a positive public impression and support.

This issue incorporates ADOT's annual objectives, annual actions, and outcome measures:

- maximize efficiencies and confidence in MVD in-person and electronic systems
- improving MVD efficiencies and confidence

PROPOSED SOLUTION TO THE PROBLEM OR ISSUE:

ADOT requests \$1,159,500 (\$998,500 one-time and \$161,000 ongoing) to upgrade the NEC software system to the Azure Cloud. The upgrade includes NEC's NeoFace Reveal Upgrade Solution and its associated backend servers and peripherals; NEC software licensing; conversion of up to 30 million images; software

customization; interface to ADOT; and program management, training, and documentation. See Exhibit 1 for additional information on one-time costs.

There is currently \$199,000 in base funding for hosting and maintenance support fees. These costs are expected to increase by \$161,000 to \$360,000 annually after the upgrade so these costs are requested as ongoing. Upon funding approval, work will begin with the vendor to complete the upgrade within six (6) months.

Description	FY 2022 Base Funding	FY 2023 Funding Request	FY 2024+ Base Funding
One-time – Motor Vehicle Liability Insurance Enforcement Fund (DT2285)	\$0	\$998,500	\$0
Ongoing – State Highway Fund (DT2030)	\$199,000	\$161,000	\$360,000
Total	\$199,000	\$1,159,500	\$360,000

ADOTs requests the one-time costs of \$998,500 be funded from the Motor Vehicle Liability Insurance Enforcement Fund (DT2285). The existing fund balance is sufficient to absorb this one-time cost. ADOT requests the ongoing cost of \$161,000 be funded from the State Highway Fund (DT2030) because the Motor Vehicle Liability Insurance Enforcement Fund (DT2285) does not have a structural surplus to absorb these ongoing expenditures.

Upgrading the current NEC software system improves the quality of fraud hits, provides better customer service to MVD customers, allows searches and modifications via the web client, and eliminates the need to have employees come into the office after hours or on weekends. It also provides faster and more reliable services to our law enforcement and government agency partners.

The upgrade of the NEC software solution to the Azure Cloud will:

- Satisfy Arizona Criminal Justice Information Systems (ACJIS) compliance requirements (evergreen program)
- Provide database updates
- Improve service support
- Include network services (testing, troubleshooting, logging, monitoring and alerts)
- Improve security
- Incorporate a disaster recovery site (a feature that is not an option in the current system)
- Provide a test system
- Include training

This upgrade would resolve the current issue of both hardware and software reaching end of life, resulting in the manufacturer discontinuing support for the equipment, to include troubleshooting and onsite repairs. ADOT will also run out of space to store images by May 2024. This potentially makes the system more vulnerable with poorer performance/less efficiency and could halt the NEC program.

This upgrade also assists the MVD/Authorized Third Party offices by providing enhanced image quality with customers wearing headgear for medical/religious purposes, glasses, and facial hair, thereby reducing customer notifications to return to the issuing office due to an unacceptable image.

ALTERNATIVES CONSIDERED AND REASONS FOR REJECTION:

Alternative A: Maintain the current system and assume the risk of hardware and/or software issues that may not be repairable. Should this occur, credentials would be processed and released without running through the NEC software, potentially missing identity theft and other fraudulent activity.

Alternative B: Extend the current contract on a month-to-month basis through May 2024 when NEC will cease all support for the current system, and look at other options prior to the expiration. Installing a new system is more costly than the upgrade, will require staff training, and may result in data loss. This option is not recommended.

Alternative C: Maintain the current system until failure occurs and do not replace it. This will result in increased manual work and require additional staff time. This option would result in up to 250 cases per year of fraud or identity theft not being identified, and the number of cases will undoubtedly increase as criminal elements discover the system vulnerability and exploit it. This option is not recommended.

IMPACT OF NOT FUNDING IN THIS YEAR:

The risk of hardware and/or software failure and increased security issues would make the system more vulnerable. It increases the likelihood of identity theft by allowing fraud suspects to obtain credentials fraudulently or in the name of a victim.

PERFORMANCE MEASURES TO QUANTIFY SUCCESS OF THE SOLUTION:

Since the program's inception in 2014, ECD has investigated 16,458 fraudulent records. Should the current system fail, ADOT would rely only upon MVD, Authorized Third Party users, other law enforcement agencies, and victims to notify ECD of potential fraud. ECD would initially miss hundreds of cases per year with the expectation that the number would rise into the thousands per year as time went by. ECD would also lose the capability of assisting law enforcement with nearly 150 requests per month. ECD will investigate at least 200 cases of fraud and identity theft per year that are identified by NEC and will provide assistance to all law enforcement requests, currently approximately 150 per month.

STATUTORY REFERENCE:

A.R.S. §28-3004. License records.

EQUIPMENT TO BE PURCHASED IF APPLICABLE:

NeoFace Reveal Upgrade Solution includes backend servers and peripherals, NEC software licensing, conversion of 30 million images, software customization, interface to ADOT, program management, training and documentation. See Exhibit 1.

CLASSIFICATION OF POSITIONS: N/A**ANNUALIZATIONS:**

FY 2024: \$161,000 of this request is ongoing and will fund increased hosting and maintenance support fees. The increased hosting and maintenance fees are anticipated to be \$360,000, up from \$199,000 in the base budget.

Exhibit 1
One-time Costs

Item	Features
Updated Hardware	<ul style="list-style-type: none"> • Server reconfiguration • Match engine updated • Cloud-based Solution
New Software	<ul style="list-style-type: none"> • Photo book management • AIMXm Match engine (can adjust to growth and increase transaction volume) • Demographic search tools • Photo lineup • Face quality control edit
Updated Current Software	<ul style="list-style-type: none"> • Case management • Updated image enhancement • Search verification and tool enhancement
Licenses	<ul style="list-style-type: none"> • 40 concurrent user licenses for general operation • 10 concurrent user licenses for investigation • NEC server license • 40 Mobile ID licenses • Matching license for 42,500,000 images
Solution Configuration	
Training	<ul style="list-style-type: none"> • NEC training for 15 people • Mobile ID training for 5 people • Administrator training for 5 people • Standard User Documentation

Note: The vendor is including the most current Algorithm upgrade (\$372,250) for free.

Arizona Department of Transportation

FY 2023 Decision Package

Title: FAST System Replacement

FTE: 0; Request: \$300,000

Priority: 6

DESCRIPTION OF PROBLEM OR ISSUE:

The Field Office Automated System, also known as “FAST,” was developed in-house by the Arizona Department of Transportation (ADOT) circa early 1990’s. The system has three major modules: contract initiation, construction administration, and materials management.

The contract initiation module is where the contract and all bid items are initially set up, the engineer’s estimate, including contractor time, is built per project plans and specifications. It also houses the contractor pre-qualification information that includes financial validation and work experience. In this module the contractor bid is housed so it can be referenced in future projects.

The bid items and amounts are then pulled into the construction administration workflow. It is here where all project activity is documented, such as time elapsed and quantities constructed, therefore generating a pay estimate to the contractor. There is also functionality in this module to implement and track any supplemental agreement activity, sub-contractor approval, and construction contract payment activity. Contractor payment processed within the system from January 2018 thru December 2020 totaled just over \$2.1 billion dollars.

The third module, Materials Management, is for all project related acceptance testing. The system completes the calculations that are reconciled back to the financial data for proper payment.

The system has limited reporting capability that allows review of cost trends, schedule trends, specific project activity, system activity or activity within a specific time period. In addition, specific expenditure information required for analysis can be extracted. The FAST system also uploads data to other automation platforms for monitoring federal compliance as it relates to Disadvantaged Business Enterprise (DBE) activity and compliance with the Davis Bacon Wage requirements.

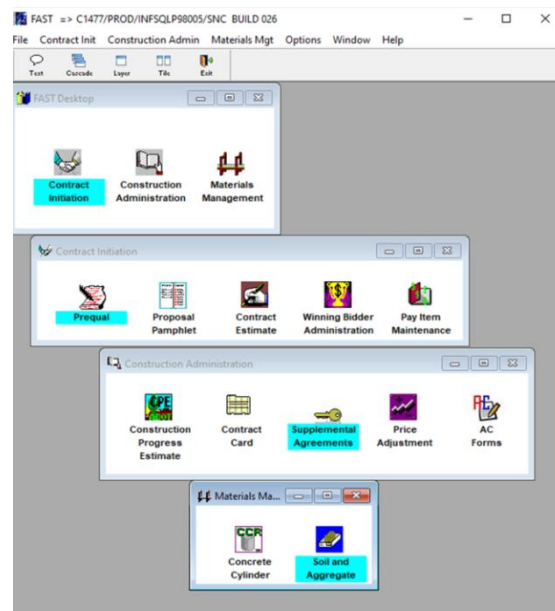



Exhibit 2 at the end of the document includes additional detail about the offices/groups (users) that use the system and how the system is utilized.

ADOT faces four major risks to critical ADOT operations with continuing to operate the mission critical Fast system. Those challenges are as follows:

Risk #1: Immediate Security Risks – Addressed

The software platform version for this system; PowerBuilder®™ (legacy software), is server based and is powered by a Microsoft server called “SQL 2008 R2”. Microsoft supports each of their servers for 5 years and an additional 5 years with an extended support subscription (up to 10 years total). The support includes security updates, non-security updates, and vendor support. Once Microsoft no longer supports the server, the machines will be at risk for cyber attacks if the user continues to use it. On July 09, 2019, the extended support for SQL 2008 R2 ended and the entire ‘engine’ behind FAST was unable to receive security updates or support from the vendor. That produces considerable risk, in that the framework from almost 30-years ago has matured considerably to account for the current computing processing speeds and data-transfer improvements.



In order for the current FAST system to run safely, ADOT’s only option was to upgrade both the server and PowerBuilder to a newer version. During late CY 2020 and early CY 2021 ADOT upgraded to “SQL Server 2019” and “PowerBuilder 2019”. The upgrades’ ONLY purpose was to enhance system security. There were no performance enhancements to increase speed, eliminate waste, improve system efficiency, etc. The support for SQL Server 2019 ends on January 07, 2025 (Jan 2030 with an extended subscription). The security and software upgrades extended the life of the current system by a few years, which provides ADOT critical time to identify and implement a replacement system.

Risk #2: System is Outdated, Does Not Allow for Enhancements, and is Approaching End of Life

The FAST System was developed in-house circa early 1990’s. The system is outdated and at the end of its lifecycle. The ability to make modifications is limited to hiring contracted services that are also constrained due to the lack of knowledgeable vendors. FAST is functionally obsolete. ADOT requires a new system that is built based on today’s business processes and that positions ADOT for project management into the future. Some of the existing limitations of the FAST system include:

- FAST was developed based on a 1980s Business Model, with updates included for the roll out of the system. As business needs change, we have not been able to implement changes to keep up to date.
- As Federal and State requirements change, modifications are difficult or impossible to provide within the existing FAST system. These system modification limitations anchor us to not be able to implement and apply Arizona Management System (AMS) principles and efficiencies.
- Staff has created many work arounds and solutions within other applications to meet day-to-day requirements. Often with additional staff time, additional systems and resources are required. These outside systems may not integrate with FAST, and multiple outside systems may present quality issues with data that takes additional time to verify. For example, the pay factors in the Mix/Compaction Report are calculated incorrectly due to the fact that the upper limits are being calculated incorrectly in the program. As a result, staff members must calculate outside the system using spreadsheets and then re-enter the data.

Risk #3: Limited Pool of Employees with Knowledge to Maintain the System

The system is programmed in PowerBuilder, which is an older programming language and no longer provides a sustainable model to support a custom application. It is not a desirable coding language for those seeking education and/or entering the job market. The single point of failure and risk for the system is experience and knowledge. The coding is increasingly being phased out, rarely taught, and hiring individuals with this experience and coding knowledge is extremely challenging. ADOT currently has no employees who know the programming language and can maintain the system. ADOT currently contracts with one individual who maintains the system. It has taken up to 8 weeks to fill when contract staff needs to be replaced.

Risk #4: Reliability of the current FAST System

The system does have challenges with contractors providing updates and ensuring uninterrupted service. At times ADOT has attempted to apply updates and/or fixes to the FAST system that have resulted in components that stop working or result in data errors. If certain components do malfunction and there is a substantial lag to get a contractor onboard, critical ADOT responsibilities may be impacted such as:

- Federal reimbursements for eligible work completed during an extended outage. ADOT would lack the ability to document that the contract requirements were met.
- ADOT would have difficulty or it may not even be possible to bid projects during that time, resulting in a delay of award.
- Inability to provide on time test results to construction offices for acceptance of material testing requirements verification. This could result in delay of project or reworking existing construction activities.

ADOT has taken steps to address the system security challenges. However, the outdated system, inability to make system enhancements, limited employment pool to maintain the system, and risk to the reliability of the system are concerns that must be addressed. Due to the importance and critical nature of the system in project management and delivering billions of dollars in projects, this level of risk to ADOTs (and the State of Arizona's) sustainability is not acceptable. Replacement of a system of this scope will require time, and ADOT must begin the process of identifying and implementing a system replacement now. If the request is funded a new system won't be operational until FY 2025 at the earliest.

HOW IT FURTHERS THE GOVERNOR'S FUNDAMENTALS MAP AND ADOT'S STRATEGIC PLAN:

This issue incorporates governor's mission, key goals and agency key functions reflected in the governor's fundamentals map as shown below:

- Key goals of efficient and accountable government and strong innovative economy
- Agency key functions of maintaining and expanding Arizona's critical public assets and infrastructure, improving processes, delivering world-class procurement, managing risk and driving innovative IT solutions

This issue incorporates ADOT's strategic plan goals as follows:

- Delivering value to the customer and
- Maximizing resources

This issue incorporates ADOT's annual objectives and annual actions of

- Improve the reliability of core business processes

- Improve the maintenance, operation, and service of the transportation system based on existing revenues

PROPOSED SOLUTION TO THE PROBLEM OR ISSUE:

ADOT requests \$300,000 in FY 2023 to begin the replacement of the FAST system. The package will support that approach by providing ADOT with an understanding of today's market offerings and developing the scope of work that is required of a new system. In the solution ADOT would review included elements or packages that would provide efficiencies such as:

- Features of a web/cloud based application to allow outside vendors, consultants, and inspectors access if an internet connection is available. This provides near-time and real-time information for reporting and tracking of projects.
- Improved document control that would eliminate the need for external spreadsheets or stand alone supplemental data systems, and would improve data reliability.
- Integration of the newest GPS location data systems for roadway features that would streamline Federal Compliance of asset management.
- Better communication and interaction with external partners that currently can only be done by printing documents and emailing. The system should allow access and data entry by external partners where information is shared and logged within the system.
- A larger pool of contracted vendors of information technology staff who could maintain and service the software solution in a timely manner.

Exhibit 2 at the end of the document provides additional cost detail of the request by phase.

The proposed timeline for the implementation will span three years (FY 2023, FY 2024, and FY 2025) and is broken down into three project phases: (1) FAST replacement planning, project scoping; (2) project development and implementation; and (3) system sustainability and operations. This timeline coincides with the ending of the current support and service agreement for the current SQL Server 2019. The table below provides additional detail about the project phases and includes estimated cost ranges for each phase of the project.

Project Phases, Timeline, Cost Estimates

Project Phases	FY 2023 Request	FY 2024 Estimate	FY 2025 Estimate
<i>(1) FAST Replacement Planning; Project Scoping</i> Define need, develop project investment justification, and hire consultant	300,000		
<i>(2) Project Development & Implementation</i> Finalize contract; purchase software solution; system setup and configuration; testing; staff training; go-live		3,000,000 - 5,000,000	
<i>(3) System Sustainability & Operations</i> System support, software licensing and maintenance (these costs are ongoing)			400,000 - 800,000

The FY 2023 request is for Project Phase 1: FAST replacement planning, project scoping. It is anticipated to take 12 months. ADOT has confirmed that a project investment justification (PIJ) is not required for this request. A PIJ will be needed for the next phase of the project when we begin the

procurement process. Exhibit 3 at the end of the document provides a more detailed breakdown of this project phase in terms of approach, and deliverables.

Costs ranges for project phases 2 and 3 are based on a review of systems. Ranges are provided to give a high level view of the estimated costs of the project commitment in future years. However, actual costs will vary depending on the advertised and awarded contract.

The following systems were reviewed and software demonstrations were provided by the developer. These demonstrations allowed for a sampling of what functionality is available, what technologies are being incorporated and how other transportation departments are advancing technologies in their operations.

Company	Customers	Website Address
ATSER	New York DOT, Massachusetts DOT	https://www.atser.com/
AASHTOWare	Minnesota DOT, Montana DOT	https://www.aashtoware.org/
Autodesk/Aurigo	Utah DOT	https://www.aurigo.com/autodesk/
Oracle	Washington DOT, Delaware DOT	https://www.oracle.com/industries/construction-engineering/products/
Kahua	General Contractors	https://www.kahua.com/
ProCore	General Contractors	https://www.procore.com/

ALTERNATIVES CONSIDERED AND REASONS FOR REJECTION:

The only alternative considered is to continue using the legacy application as it is today. This option was rejected as it carries too high a risk to ADOT operations and project delivery. Contractor payment processed within the system from January 2018 thru December 2020 total just over \$2.1 billion dollars. The risk of maintaining the legacy application is not in alignment with ADOTs strategic initiatives and moving to a more sustainable, cloud based solution with reduced risk is a primary goal.

IMPACT OF NOT FUNDING IN THIS YEAR:

If the legacy hardware supporting this application was to fail, or knowledgeable key personnel were to leave, ADOT would be unable to support the application, this program language is old enough that it is rarely taught and would require specialized training. This places at risk ADOTs ability to effectively advertise and bid construction projects and to administer day-to-day construction operations. In addition, using antiquated technology increases cybersecurity risks.

There is no viable backup system to FAST. It is not a viable option to manage and track project data manually and there are no other automated options able to perform this function. If the system were not operational operations would be at a standstill, project delivery would suffer, and project management information would be unavailable.

PERFORMANCE MEASURES TO QUANTIFY SUCCESS OF THE SOLUTION:

Promote Transportation Safety, Deliver Value to the Customer and Maximize Resources

On Time and On Budget Construction

% Design Delivery – getting projects designed and bid on time

STATUTORY REFERENCE:

A.R.S. §28-363 Duties of the director; administration

EQUIPMENT TO BE PURCHASED IF APPLICABLE: N/A

CLASSIFICATION OF POSITIONS: N/A

ANNUALIZATIONS:

There is no annualization required for this budget request. However, as shown above, there will be future budget requests for system implementation and operations. The cost ranges provided above are estimates and subject to change once project scoping is complete and a contract awarded.

Exhibit 1: FAST System Users and Utilizations

Office/Group	FAST Utilization
Contract & Specification	Building estimates, detailed estimates, agreement estimates, bid schedule, advertising projects, issuing addendums, bid tabulations, contractor prequalification, bid items lists, maintaining bid items
Field Reports	Ad-Hoc reports, Contract dates, labor compliance, setup up LCP tracker certified payroll, subcontractor information, monitor contractor payments, State Transportation Board reports, supplemental agreements, budget, Asphalt Concrete (AC) payment forms
Materials	Data management tool to collect, analyze, store and transmit material testing information on construction projects. Provides a standard work format for the administration of the QA program
Project Resource Office	Project data, contract card, bid information for Estimated Engineering Construction Cost (E2C2) website, final acceptance/completion dates
Construction	Project information, review supplemental agreements, evaluate CE costs, evaluate trends related to project cost, review project information for claims, generate reports
Finance	Verify expenditure data for grant reporting, review project milestone dates, out of balances, information for preparing encumbrances, schedule notes, reviewing and verifying supplemental agreements, review detailed estimates, review liquidated damages, ensure all documents are finished for close out, contractor payments
Construction Districts	Create, process and track project progress payments, generate sub items, log and track contract time, project expenditures and budget, initiate budget increase, reports, supplemental agreements, track materials samples and results, project closeout
State Engineers Office	Metrics Reporting

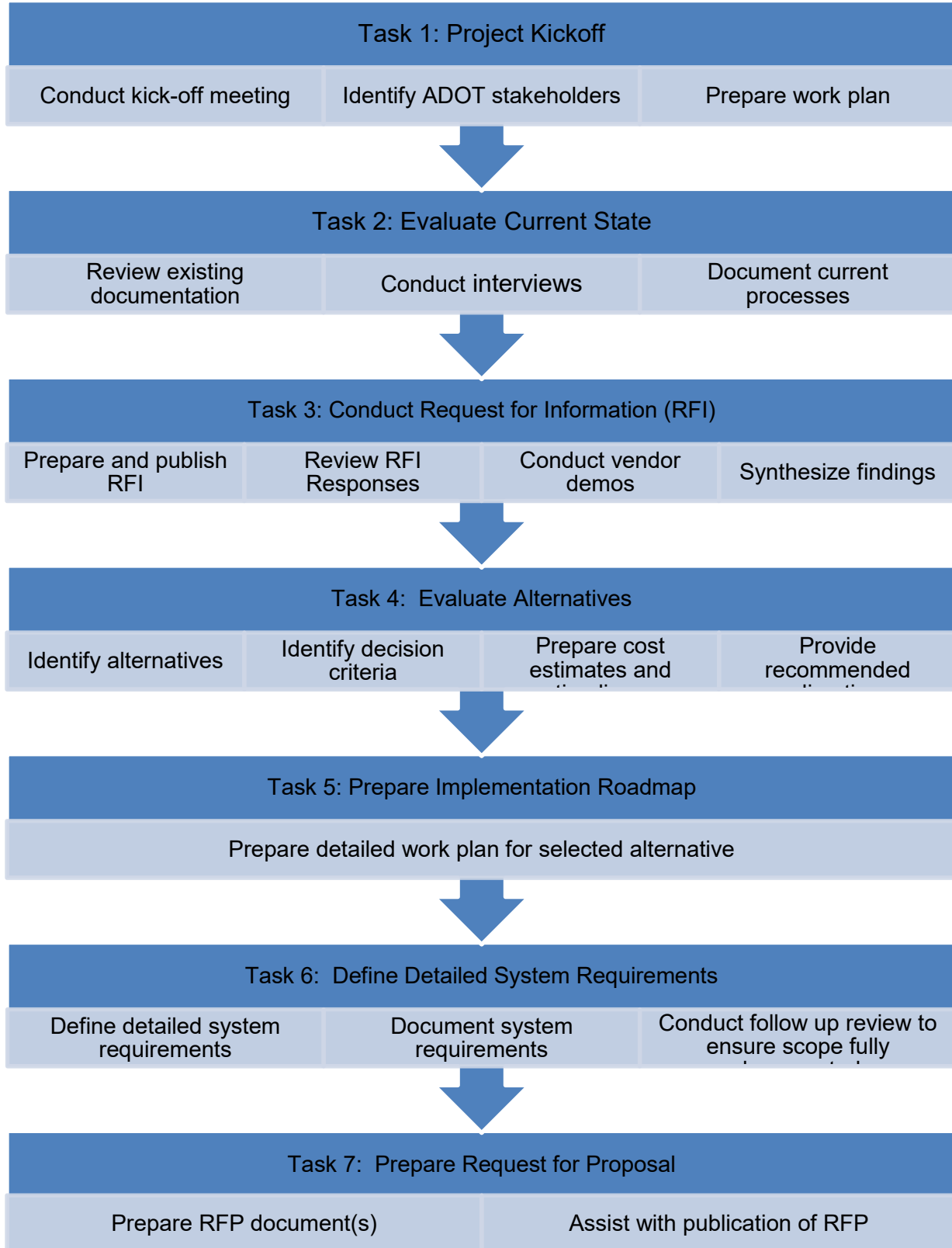
Exhibit 2: Estimated Project Phase 1 Hours and Costs ¹

Task	Total Hours	Proj. Lead	Senior Project Cons.	Senior Project Cons.	Staff Analyst	Est. Cost
Hourly Rate ²		\$175	\$140	\$140	\$100	
Task 1: Project Kickoff	40	20	4	4	12	5,820
Task 2: Evaluate Current State	300	68	88	88	56	42,140
Task 3: Conduct Request for Info. (RFI)	470	126	168	88	88	66,690
Task 4: Evaluate Alternatives	350	94	128	48	80	49,090
Task 5: Prepare Implementation Roadmap	96	36	60	0	0	14,700
Task 6: Define Detailed System Reqs.	288	44	100	72	72	38,980
Task 7: Prepare Request for Proposal (RFP)	550	88	198	132	132	74,800
Other expenses and fees						7,780
Project Total	2,094	476	746	432	440	300,000

¹ Hours and costs are estimates based on the expected hours required for each task and estimated hourly rates for consulting services.

² The selected contractor may assist with RFP evaluation and contract negotiations. Both of those items would occur in phase 2 of the project and are not included in this request.

Exhibit 3: Project Phase Approach, and Deliverables



Arizona Department of Transportation

FY 2023 Decision Package

Title: Travel ID Volume Increase

FTE: 83; Request: \$4,554,300

Priority: 7

DESCRIPTION OF PROBLEM OR ISSUE:

The Department of Homeland Security cites an effective date of May 3, 2023, for every air traveler to acquire a REAL ID-compliant license or other acceptable form of identification for domestic air travel, per the REAL ID Act of 2005 (Public Law 109–13, division B; 119 Statute 302; Source: <https://www.dhs.gov/real-id>). This law prohibits Federal agencies from accepting any forms of identification that do not meet the REAL ID Act standards. Though previously mandated to be effective October 1, 2021, due to the COVID-19 pandemic, the Federal compliance deadline was extended to May 3, 2023. In the State of Arizona, Travel ID (TID) is the state-issued form of identification that meets REAL ID Act of 2005 standards.

The Transportation Security Administration reports that as of June 2021, domestic air travel has tripled since June 2020 when the COVID-19 pandemic restrictions commenced. Arizona's noted success of its vaccination effort and the lifting of COVID-19 pandemic restrictions has led to an increased customer demand for TIDs. As of July 2021, there were 1,513,228 TID issued. Presently, as many as 4.5 million Arizonans still need TIDs. If only half of those who still need TIDs acquired the necessary credential by the deadline, ADOT would need to issue an additional 2.3 million credentials prior to May 3, 2023. The Arizona Department of Transportation (ADOT) Motor Vehicle Division (MVD) aspires to meet a goal to issue 868,952 credentials in FY 2022 and an additional 1,224,000 TIDs in FY 2023 as shown in Exhibit 2.

As part of its response to the pandemic, ADOT shifted some customer service representatives (CSRs) to the call center in order to better serve customers while limiting the need for the public to visit MVD offices. As these efforts wind down, CSRs are returning to field office assignments. The return of those CSRs to their field office roles will help MVD's ability to serve customers over the counter, but it will not fill the gap of a projected 27% increase of customer volume created by the increased customer demand for TIDs. MVD has established an overall target wait time of 30 minutes for its customers. Over the FY 2022 period, as customer numbers increased periodically, the office wait times grew longer, coming within five minutes of the goal target wait time. ADOT anticipates that there will be a greater gap for wait times and an



overall less than desired customer experience if the staff need is not increased to meet the anticipated customer demand.

HOW IT FURTHERS THE GOVERNOR’S FUNDAMENTALS MAP AND ADOT’S STRATEGIC PLAN:

This issue incorporates the governor’s mission, key goals and agency key functions in the governor’s fundamentals map as shown below:

- key goals of safe communities and efficient and accountable government
- agency key functions of ensuring safe travel and improving processes

This issue incorporates ADOT’s strategic plan goals as follows:

- delivering value to the customer
- maximizing resources

This issue incorporates ADOT’s key objectives and annual actions of

- improving end-to-end customer experience
- offering more options to eliminate office experience time

This issue addresses ADOT’s outcome measures of

- reducing customer time spent in MVD offices
- improving MVD efficiencies and confidence

PROPOSED SOLUTION TO THE PROBLEM OR ISSUE:

In preparation to meet customer demand for TRAVEL IDs by the Federal deadline and mitigate increased wait times, ADOT is confident that a proactive, solid plan must be implemented to successfully meet the expected increase in demand for TIDs. As customers come to ADOT to acquire or renew credentials (like driver licenses and TIDs) ADOT measures the percentage of those customers getting TID compliant credentials. This percentage is called the travel ID “take rate.” ADOT’s current take rate for TID compliant credentials is 66.3%. When ADOT first offered TIDs in July 2019, the take rate was only 5%.

ADOT is requesting an increase of \$4,554,300 (does not include advertising) in the state highway fund lump sum appropriation in FY 2023 for 83 FTEs. The FTEs will be reduced by attrition as the TID need is concluded. ADOT is not requesting additional authorized FTEs, but is requesting that the ADOT headcount be increased for one year.

Total Request	FY 2023
Staffing	\$4,473,400
Employee Operating Costs	\$80,900
Credential Issuance	\$0*
Advertising	\$0†
Total	\$4,554,300

* The cost of credential issuance is covered in the Driver License and License Plate Volume Increase issue.

† This plan does not include a request for advertising funds. ADOT recognizes advertising funds would help marginally increase adoption of travel ID, especially corresponding with the May 23, 2023 deadline. However, given the current fiscal realities facing the State of Arizona, advertising costs are not included in the request.

ALTERNATIVES CONSIDERED AND REASONS FOR REJECTION:

ADOT has explored and continues to explore technology options to aid with the expected increased need for TIDs by the mandated deadline, however, the agency has not seen a promising solution that allows it to truly streamline the process and meet increased demand, as well as satisfy federal requirements.

IMPACT OF NOT FUNDING IN THIS YEAR:

ADOT remains confident that not funding this request would inhibit its ability to meet its goal to ensure that it has the capacity to serve its customers in a timely fashion in the face of demand for TID compliance. The transaction capacity lost with 83 less employees would equate to approximately 16,745 less transactions on a monthly basis. Consequently, wait times at MVD offices would likely not be sustained at the targeted 30 minute wait time.

PERFORMANCE MEASURES TO QUANTIFY SUCCESS OF THE SOLUTION:

The agency's goal for the TID take rate (the percentage of customers coming to an office for a driver license or ID and obtaining a TID) is 70%. To meet the agency goal for the TID take rate, ADOT will continue to track the metric for number of TIDs issued and in what timeframe. As demand increases, if MVD offices are not properly staffed to meet the need, wait times at MVD offices will be affected. Quantifying the success of customer experience, will be measured by wait times at MVD offices. The current range of below 30 minutes will be an important measure of the success of this proposal.

STATUTORY REFERENCE (N/A if not applicable to issue):

- A.R.S. § 28-3175: REAL ID act; implementation prohibited.
- REAL ID Act of 2005, Pub.L. 109-13, 119 Stat. 302, enacted May 11, 2005.

EQUIPMENT TO BE PURCHASED IF APPLICABLE: N/A**CLASSIFICATION OF POSITIONS:**

In order to accommodate a 21.7% increase in total customer volume and serve an additional 60,554 customers each month, ADOT will need to hire an additional 83 FTE positions, including 74 CSRs and 9 Supervisors. The table below shows the cost and count of the funding needs by position type. The table below shows the cost and count of the funding needs by position type.

Employee Salary & Benefits Calculations					
	Count	Indiv Salary	Indiv ERE	Total Salary	Total ERE
CSR1 (Trainee)	19	30,400	19,200	577,600	364,800
CSR3 (Base)	55	34,300	20,000	1,886,500	1,100,000
CSR Supervisor	9	39,300	21,200	353,700	190,800
Total	83			2,817,800	1,655,600

ANNUALIZATIONS: N/A

Exhibit 1

FY 2023 Travel Identification (TID) Funding Request

Credentials Issuance Statistics	
Average of New Credentials Issued Monthly Statewide in a Normal Year	80,000
Total Monthly Statewide Issuance of TID's Projection (July 2021 - June 2022)	102,000
Take Rate (percentage of customers who obtain TID rather than regular ID)	66.3%
Total Monthly Statewide Issuance of All Credentials Projection	153,846
Total Additional Monthly Credentials*	73,846

Increased Volume Projections (Based on 21 Business Days per Month)	
Percentage of All Credentials Provided by Statewide MVD Field Offices**	78%
Percentage of TID Credentials Provided by Statewide MVD Field Offices**	82%
Projected Field Office Share of Additional Monthly Creds (all TID)	60,554
Average Business Days Per Month	21
Additional Customers Per Day	2,884
Average MVD Field Office Statewide Daily Customer Volume	13,300
Increase in Average Daily Customer Volume	21.7%

Full Time Employees (FTE) Projections (See Table 1)	
Base Field Support	550
Field Support Moved to Call Center	36
FTE's needed (based on 27% increase of customer volume)	83

FY 2023 Request	Annual
Staffing Projected Costs (salary & benefits combined)	\$4,473,400
Operating Costs	80,900
Credential Issuance (total additional cost of monthly credentials)	0
Advertising	-
TOTAL FY 2023 REQUEST	\$4,554,300

**Difference between Total Projected New Credentials & Normal Year Average.*

***Remaining percentage provided by Third Party Offices.*

**** Employee Operating costs are \$972 per Employee and consist of credit card reader (\$432), network account (\$420) and enterprise email (\$120).*

Exhibit 2

Travel Identifications Issued By Month (FY 2020 – FY 2023)

FY	Month, Year	Actual/ Estimate	TIDs/Month	Cumulative	Comment
FY 2020	Jul-19	Actual	51,158	376,075	
	Aug-19	Actual	56,908	432,983	
	Sep-19	Actual	60,884	493,867	
	Oct-19	Actual	81,956	575,823	
	Nov-19	Actual	55,159	630,982	
	Dec-19	Actual	57,932	688,914	
	Jan-20	Actual	79,048	767,962	
	Feb-20	Actual	81,081	849,043	
	Mar-20	Actual	64,175	913,218	
	Apr-20	Actual	8,552	921,770	
	May-20	Actual	18,302	940,072	
	Jun-20	Actual	28,199	968,271	
FY 2021	Jul-20	Actual	31,581	999,852	
	Aug-20	Actual	38,469	1,038,321	
	Sep-20	Actual	44,649	1,082,970	
	Oct-20	Actual	44,253	1,127,223	
	Nov-20	Actual	32,185	1,159,408	
	Dec-20	Actual	31,185	1,190,593	
	Jan-21	Actual	34,089	1,224,682	
	Feb-21	Actual	40,062	1,264,744	
	Mar-21	Actual	57,516	1,322,260	
	Apr-21	Actual	57,101	1,379,361	
	May-21	Actual	44,732	1,424,093	
	Jun-21	Actual	45,183	1,469,276	
FY 2022	Jul-21	Actual	43,952	1,513,228	
	Aug-21	Estimate	50,000	1,563,228	
	Sep-21	Estimate	55,000	1,618,228	
	Oct-21	Estimate	60,000	1,678,228	
	Nov-21	Estimate	65,000	1,743,228	
	Dec-21	Estimate	70,000	1,813,228	
	Jan-22	Estimate	75,000	1,888,228	
	Feb-22	Estimate	80,000	1,968,228	
	Mar-22	Estimate	85,000	2,053,228	
	Apr-22	Estimate	90,000	2,143,228	
	May-22	Estimate	95,000	2,238,228	
	Jun-22	Estimate	100,000	2,338,228	
FY 2023	Jul-22	Estimate	102,000	2,440,228	
	Aug-22	Estimate	102,000	2,542,228	
	Sep-22	Estimate	102,000	2,644,228	
	Oct-22	Estimate	102,000	2,746,228	
	Nov-22	Estimate	102,000	2,848,228	
	Dec-22	Estimate	102,000	2,950,228	
	Jan-23	Estimate	102,000	3,052,228	
	Feb-23	Estimate	102,000	3,154,228	
	Mar-23	Estimate	102,000	3,256,228	
	Apr-23	Estimate	102,000	3,358,228	Travel ID
	May-23	Estimate	102,000	3,460,228	Deadline
	Jun-23	Estimate	102,000	3,562,228	

Arizona Department of Transportation

FY 2023 Decision Package

Title: Increase to ADOT Vehicle Replacement SLI

FTE: 0; Request: \$7,100,000

Priority: 8

DESCRIPTION OF PROBLEM OR ISSUE:

ADOT operations rely heavily on the use of vehicles and heavy equipment, especially for maintenance and construction related activities. ADOT vehicles and heavy equipment range from passenger vehicles to snowplows to grading equipment used for road construction.



Prior to FY 2019, ADOT used the state highway fund operating lump sum appropriation for vehicle and heavy equipment purchases. However, beginning with the FY 2019 budget, ADOT is restricted to purchasing vehicles and heavy equipment using monies appropriated to the vehicle replacement SLI. The vehicle replacement SLI did not increase ADOT's overall budget, but was created through a reduction in ADOT's lump sum appropriation and maintenance SLI.

The vehicle replacement SLI was appropriated \$15,300,000 in FY 2019, FY 2020, and FY 2021. However, this ongoing appropriated amount does not cover the full annual needs of the agency.

ADOT has always been a good steward of monies used for purchasing vehicles and heavy equipment. Each year ADOT uses data on the age, expected life, a measure of equipment use (hours used, miles driven, etc.), lifetime maintenance costs, and replacement cost to determine the vehicles and heavy equipment that need to be replaced. This way ADOT ensures that monies are only spent to replace vehicles that are used and require replacement due to age or use.

In addition, ADOT must replace vehicles and heavy equipment damaged in accidents throughout the year. Although ADOT often receives claims from these accidents, the claim payout is often lower than the cost of replacement. This is known as a risk claim gap. ADOT must also purchase new vehicles and heavy equipment for new tasks in addition to replacing old vehicles and heavy equipment. For example, as additional lane miles are added to the state highway system, ADOT may need additional vehicles or heavy equipment to maintain them. Finally, most vehicles and heavy equipment require get ready costs, or additional costs to prepare the vehicle or piece of heavy equipment for service. Together these costs exceed the vehicle replacement SLI's \$15,300,000 appropriation.

Finally, maintaining the fleet, including light and heavy highway vehicles as well as off road and construction equipment, is a safety issue for ADOT staff and the travelling public. For example, with the arrival of winter storms it is imperative that snow plows are in-service and fully able to clear the highways for safe travel. The same applies for construction equipment that allows for the efficient and timely completion of projects. When key equipment is not available projects are delayed and the safety of the travelling public is not maximized.

ADOT estimates that it would cost over \$270,000,000 to completely replace the 4,600+ vehicles and heavy equipment in ADOT's fleet using today's prices. The below table outlines the makeup of ADOT's fleet as well as estimated replacement cost for the fleet using today's prices.

Type	Count	Replacement Cost
Light Highway Vehicles (3/4 ton or less)	1,249	\$41,711,800
Heavy Highway Vehicles	916	\$139,073,700
Off Road & Construction Equipment	359	\$51,821,600
Auxiliary Equipment	2,118	\$37,610,300
Total	4,642	\$270,217,400

Because the vehicle replacement SLI has been below the amount necessary to continually replace vehicles and heavy equipment, ADOT has had to delay the replacement of vehicles and heavy equipment. This means ADOT has stretched the life of certain vehicles and heavy equipment past the preferred point of replacement. ADOT is continually examining what elements of the agency's fleet need to be replaced in an effort to remove unnecessary vehicles and heavy equipment. ADOT anticipates that the agency needs \$22,400,000 annually to continually replace vehicles and heavy equipment.

If the vehicle replacement SLI is increased to \$22,400,000, it would take over 12 years to replace ADOT's current fleet, not accounting for get ready costs or increasing costs due to inflation. The table below outlines the annual costs necessary to continually replace vehicles and heavy equipment.

Anticipated Cost	Annual Amount
Existing vehicles and heavy equipment replacement	\$21,300,000
Get ready costs	\$1,000,000
Risk claim gap	\$100,000
Total	\$22,400,000

Based on June 2021 data for the 4,642 items in the ADOT fleet we learn the following:

Mileage:

- 46.8% (585 of 1,249) of light highway vehicles have more than 100,000 miles
- 26.6% (244 of 916) of heavy highway vehicles have more than 100,000 miles

Age

- 54.1% (676 of 1,249) of light highway vehicles are older than 8 years
- 50.2% (460 of 916) of heavy highway vehicles are older than 8 years
- 53.2% (191 of 359) of off road and construction equipment are older than 8 years
- 53.1% (1,123 of 2,118) of auxiliary equipment is older than 8 years

Replacement Points (see explanation on Exhibit 4)

- 24.3% (304 of 1,249) of light highway vehicles have more than 10 points
- 10.5% (96 of 916) of heavy highway vehicles have more than 10 points
- 28.1% (101 of 359) of off road and construction equipment has more than 10 points

See exhibits 1-3 for Lifetime Mileage, Age, and Replacement Points of the ADOT fleet.

HOW IT FURTHERS THE GOVERNOR'S FUNDAMENTALS MAP AND ADOT'S STRATEGIC PLAN:

This issue incorporates governor's mission, key goals and agency key functions reflected in the governor's fundamentals map as shown below:

- key goals of strong, innovative economy, safe communities, and efficient, accountable government and
- agency key functions of maintaining and expanding Arizona's critical public assets and infrastructure, ensuring safe travel, and optimizing physical assets

This issue incorporates ADOT's strategic plan goals as follows

- promote transportation safety
- maximizing resources
- delivering value to the customer

This issue also incorporates ADOT's annual objectives and annual actions of

- improve the maintenance, operation, and service of the transportation system based on existing revenues
- improve the reliability of core business processes

This issue also incorporates ADOT's objective metric to

- achieve project milestones

PROPOSED SOLUTION TO THE PROBLEM OR ISSUE:

Description	Amount
FY 2023 Funding Requirement	\$22,400,000
FY 2022 Vehicle Replacement SLI	\$15,300,000
FY 2023 Budget Request	\$7,100,000

ADOT requests a \$7,100,000 increase to the state highway fund vehicle replacement SLI. This will allow ADOT to increase the number of vehicles and heavy equipment the agency replaces each year. ADOT remains committed to looking for ways to remove unnecessary vehicles and heavy equipment from the fleet and will continue those efforts regardless of the level of funding.

The cost of replacement and purchase of vehicles has steadily increased over the last decade. More recently, ADOT has experienced much higher price increases, especially for large pieces of equipment. There are several reasons for this, including inflation, the increased price of steel, environmental systems on heavy duty diesel equipment, and the worldwide chip shortage. While the chip shortage may be temporary it is likely the other factors are not. These increases result in a reduced ability to properly and safely maintain the existing fleet without increasing the Vehicle Replacement SLI.

Vehicle replacement is based on a vehicle replacement points system. When vehicles reach 10 points they are at the end of their useful life and should be considered for replacement. The final decision on vehicle replacement includes several factors, including mileage, age, vehicle condition, annual use, maintenance costs, strategic importance and available replacement funds. See Exhibit 4 for an explanation of the Vehicle Replacement Point System.

ALTERNATIVES CONSIDERED AND REASONS FOR REJECTION:

One alternative is to continue only replacing \$15,300,000 worth of vehicles and heavy equipment each fiscal year. This is \$7,100,000 less than ADOT needs annually. Although ADOT, in the short term, can find ways to operate below the needed \$22,400,000 annually, it is unsustainable to continue only replacing \$15,300,000 worth of vehicles each year. This will result in increasing average lifetime utilization (hours, mileage) and age of the ADOT fleet.

Another alternative would be to appropriate \$27,000,000 which would allow the fleet to be turned over every 10 years. However that would require an increase of \$11,700,000 above the current \$15,300,000 Vehicle Replacement SLI appropriation. ADOT does not recommend this approach due to the large fiscal impact to the State Highway Fund and other competing priorities for this limited funding.

IMPACT OF NOT FUNDING IN THIS YEAR:

ADOT will continue to delay replacing vehicles and heavy equipment that need to be replaced. As the ADOT fleet increasingly ages, operating monies will need to be spent on costly repairs to aged vehicles and heavy equipment that should have been replaced.

PERFORMANCE MEASURES TO QUANTIFY SUCCESS OF THE SOLUTION:

Percentage of fleet that should be replaced but has not been

STATUTORY REFERENCE (N/A if not applicable to issue):

A.R.S. §28-332: Department of transportation jurisdiction, duties, divisions.

EQUIPMENT TO BE PURCHASED IF APPLICABLE:

The vehicle replacement SLI is used to purchase vehicles and heavy equipment for ADOT. However, ADOT evaluates which vehicles and heavy equipment to purchase annually as the agency's needs change.

CLASSIFICATION OF POSITIONS: N/A.

ANNUALIZATIONS: N/A.

Vehicle Replacement SLI Increase
Exhibit 1: Lifetime Mileage

LIFETIME MILEAGE RANGE	LIGHT HIGHWAY VEHICLES (3/4 TON OR LESS)	HEAVY HIGHWAY VEHICLES	OFF ROAD & CONSTRUCTION EQUIPMENT	AUXILIARY EQUIPMENT	Grand Total
0 to 50,000 miles	213	395			608
50,000 to 100,000 miles	451	277			728
100,000 to 150,000 miles	439	173			612
150,000 to 200,000 miles	136	65			201
200,000+ miles	10	6			16
Not Applicable			359	2,118	2,477
Grand Total	1,249	916	359	2,118	4,642

LIFETIME MILEAGE PERCENTAGE	LIGHT HIGHWAY VEHICLES (3/4 TON OR LESS)	HEAVY HIGHWAY VEHICLES	OFF ROAD & CONSTRUCTION EQUIPMENT	AUXILIARY EQUIPMENT	Grand Total
0 to 50,000 miles	17.1%	43.1%	0.0%	0.0%	28.1%
50,000 to 100,000 miles	36.1%	30.2%	0.0%	0.0%	33.6%
100,000 to 150,000 miles	35.1%	18.9%	0.0%	0.0%	28.3%
150,000 to 200,000 miles	10.9%	7.1%	0.0%	0.0%	9.3%
200,000+ miles	0.8%	0.7%	0.0%	0.0%	0.7%
Not Applicable	0.0%	0.0%	100.0%	100.0%	EXCLUDED
Grand Total	100.0%	100.0%	100.0%	100.0%	100.0%

Vehicle Replacement SLI Increase

Exhibit 2: Age

AGE RANGE	LIGHT HIGHWAY VEHICLES (3/4 TON OR LESS)	HEAVY HIGHWAY VEHICLES	OFF ROAD & CONSTRUCTION EQUIPMENT	AUXILIARY EQUIPMENT	Grand Total
0 to 2 years	75	64	45	211	395
2 to 4 years	122	112	31	253	518
4 to 6 years	67	166	51	340	624
6 to 8 years	309	114	41	191	655
8 to 10 years	264	148	27	268	707
10+ years	412	312	164	855	1,743
Grand Total	1,249	916	359	2,118	4,642

AGE PERCENTAGE	LIGHT HIGHWAY VEHICLES (3/4 TON OR LESS)	HEAVY HIGHWAY VEHICLES	OFF ROAD & CONSTRUCTION EQUIPMENT	AUXILIARY EQUIPMENT	Grand Total
0 to 2 years	6.0%	7.0%	12.5%	10.0%	8.5%
2 to 4 years	9.8%	12.2%	8.6%	11.9%	11.2%
4 to 6 years	5.4%	18.1%	14.2%	16.1%	13.4%
6 to 8 years	24.7%	12.4%	11.4%	9.0%	14.1%
8 to 10 years	21.1%	16.2%	7.5%	12.7%	15.2%
10+ years	33.0%	34.1%	45.7%	40.4%	37.5%
Grand Total	100.0%	100.0%	100.0%	100.0%	100.0%

Vehicle Replacement SLI Increase
Exhibit 3: Replacement Points ¹

REPLACEMENT POINTS RANGE	LIGHT HIGHWAY VEHICLES (3/4 TON OR LESS)	HEAVY HIGHWAY VEHICLES	OFF ROAD & CONSTRUCTION EQUIPMENT	AUXILIARY EQUIPMENT	Grand Total
0 to 2 points	87	160	57		304
2 to 4 points	105	201	69		375
4 to 6 points	192	179	60		431
6 to 8 points	286	178	35		499
8 to 10 points	275	102	37		414
10+ points	304	96	101		501
Not Applicable				2,118	2,118
Grand Total	1,249	916	359	2,118	4,642

REPLACEMENT POINTS PERCENTAGE	LIGHT HIGHWAY VEHICLES (3/4 TON OR LESS)	HEAVY HIGHWAY VEHICLES	OFF ROAD & CONSTRUCTION EQUIPMENT	AUXILIARY EQUIPMENT	Grand Total
0 to 2 points	7.0%	17.5%	15.9%	0.0%	12.0%
2 to 4 points	8.4%	21.9%	19.2%	0.0%	14.9%
4 to 6 points	15.4%	19.5%	16.7%	0.0%	17.1%
6 to 8 points	22.9%	19.4%	9.7%	0.0%	19.8%
8 to 10 points	22.0%	11.1%	10.3%	0.0%	16.4%
10+ points	24.3%	10.5%	28.1%	0.0%	19.8%
Not Applicable	0.0%	0.0%	0.0%	100.0%	EXCLUDED
Grand Total	100.0%	100.0%	100.0%	100.0%	100.0%

¹ See Exhibit 4 for an explanation of the Vehicle Replacement Point System.

Exhibit 4: Vehicle Replacement Point System

Equipment Services uses an easy to understand fleet industry standard, vehicle replacement point system. It provides a transparent replacement program for both the customer and the fleet operations team. The system utilizes important data for 'right time' fleet replacement – eliminates waste and over and under replacement of vehicles.

Other factors such as vehicle condition, annual use, maintenance costs, strategic importance and available replacement funds are also considered in the replacement decision, though they are not included in the calculation.

The Calculation

Uses a 10 point methodology to identify vehicles and equipment that are good candidates for replacement. The calculation is based on: (1) 60% utilization (mileage) and (2) 40% age.

1. Points for Utilization:

- Lifetime miles ÷ expected meter at replacement * 6
- Example: a current ADOT 2015 Ford F150 has an odometer reading of 65,087 miles. It is expected to be replaced when it reaches 150,000 miles. So its points for utilization is:
 - $65,087 \div 150,000 * 6 = 2.60$

2. Points for Age:

- Months since placed in service ÷ expected useful life (in months) * 4.
- Example: That same ADOT 2015 Ford F150 was placed in service in May of 2015, or 76 months ago. It is expected to be replaced after 120 month. So its points for age is:
 - $76 \div 120 * 4 = 2.53$

3. Total Points Calculation (Utilization + Age):

- The total points for this vehicle is 5.13 (2.60 miles + 2.53 age)
- This vehicle would not yet be considered for replacement until it reached 10 points

Arizona Department of Transportation

FY 2023 Decision Package

Title: MVD Security Modernization (Phase 1)

FTE: 0; Request: \$931,900

Priority: 9

DESCRIPTION OF PROBLEM OR ISSUE:

The Arizona Department of Transportation (ADOT) has multiple functions where interactions with the public are required. The prevalence of acts of aggression has increased, and this leaves both customers and employees vulnerable to violent acts. To counteract this trend ADOT requires additional security for ADOT buildings.

Statistics from the Phoenix Police Department show that violent crime increased by over 15% in 2020 in comparison to 2019 with homicide and aggravated assault increasing by over 25%. This trend is seen in almost every major city in the United States based on a report by the Major Cities Chiefs Association which stated, "Sixty-three of the 66 largest police jurisdictions saw increases in at least one category of violent crimes in 2020, which include homicide, rape, robbery, and aggravated assault". See Exhibit 2 at the end of the decision package for additional information.

ADOT is experiencing an increase in these types of incidents in its Motor Vehicle offices and vehicle inspection locations. For example, the Southeast Mesa field office has had five incidents from July 2020 until May 2021 with irate/violent customers. These incidents involve CSRs being threatened or damage to property. In addition, the Scottsdale office had three incidents where customers were belligerent and thwarted COVID 19 protocols.

In order to protect employees, customers, and buildings, ADOT is requesting funds to increase security at some its most vulnerable locations. Factors used to determine the offices initially to be updated include location, current security systems age, and proximity to other offices. This proposal is to upgrade the security systems at eleven of its 42 MVD offices. The request will harden building security, improve electronic deterrent equipment, install panic alarms, and install badge readers.

HOW IT FURTHERS THE GOVERNOR'S FUNDAMENTALS MAP AND ADOT'S STRATEGIC PLAN:

This issue incorporates the governor's mission, key goals, and agency key functions as shown below:

- key goals of efficient and accountable government and safe communities
- agency key functions of improving processes, managing risk, and deterring criminal activity

This issue incorporates ADOT's strategic plan goals as follows:

- delivering value to the customer

This issue also incorporates ADOT's annual objectives of

- maximize efficiencies and confidence in MVD service delivery

PROPOSED SOLUTION TO THE PROBLEM OR ISSUE:

ADOT is requesting \$931,900 from the Motor Vehicle Liability Insurance Enforcement Fund (DT 2285) to harden building security, improve electronic deterrent equipment, install panic alarms, and install badge readers at MVD building locations.

See table below for request details. Additional information is available in Exhibit 3 at the end of the decision package.

MVD Security Modernization Costs (Phase 1)

Office	Location	Video	Access	Intrusion	Switch/ Labor	Total
Cottonwood	525 S 12th St	49,800	12,000	8,300	18,100	88,200
Douglas	2050 N Hwy 191	39,800	10,500	8,200	29,200	87,700
Glendale	16380 N 59th Ave	77,900	13,400	13,200	26,500	131,000
Globe/Claypool	4335 US Hwy 60	24,400	3,500	4,500	6,700	39,100
Goodyear CDL	14370 W Van Buren	23,400	4,500	4,500	6,800	39,200
Southeast Mesa	4123 E Valley Auto Dr.	69,400	12,000	10,900	36,700	129,000
Parker	29305 Mutahar St	22,900	6,500	5,000	10,500	44,900
Scottsdale	7339 E Paradise Ln	65,600	14,700	12,000	34,500	126,800
Avondale	1452 N. Eliseo C. Felix Jr. Way	35,300	7,500	6,600	27,600	77,000
Tucson CDL	621 E 22nd St	25,900	6,800	6,700	10,000	49,400
Tucson Regional	3565 S Broadmont	22,600	0	0	12,200	34,800
Contingency @ 10%		45,800	9,100	8,000	21,900	84,700
FY 2023 Request		502,800	100,500	87,900	240,700	931,900

The request is the first of a phased approach to add and upgrade existing security equipment at its existing facilities. ADOT requests \$730,700 of the funding remain in the base in FY 2024 so an additional 10 MVD offices can be upgraded.

See table below for additional details:

MVD Security Modernization Costs (Phase 2)

Office	Location	Video	Access	Intrusion	Switch	Total
Tempe	1703 E Larkspur Ln	44,900	20,700	0	6,000	71,600
Casa Grande	240 W Cottonwood Ln	18,000	10,000	7,500	3,400	38,900
Coolidge	672 N Arizona Blvd	15,000	9,000	6,000	3,400	33,400
Window Rock	HWY 264 M.P. 476	16,000	11,000	8,500	3,400	38,900
Holbrook	2108 E Navajo Blvd	15,000	9,000	7,000	3,400	34,400
Northwest	20626 N 26th Ave, Phx	39,000	18,000	14,000	6,000	77,000
South Mountain	221 E Olympic Dr, Phx	39,000	18,000	14,000	6,000	77,000
Tucson East	1360 S Stocker Dr	39,000	18,000	14,000	6,000	77,000
Tucson North	7330 N Shannon Rd	52,500	29,000	23,500	6,000	111,000
West Phoenix	4005 N 51st St	50,500	27,000	21,500	6,000	105,000
Contingency @ 10%		32,900	17,000	11,600	5,000	66,500
FY 2024 Request		361,800	186,700	127,600	54,600	730,700

Video Equipment:

The closed circuit television (CCTV) video equipment used in most MVD offices is past its useful life expectancy and needs to be replaced with new video technology. The older video equipment quality is poor which makes identification of violent customers more difficult. See Exhibit 1 for an example of the improved video that will be available after upgrading the equipment.

Building Access:

Many locations are still using manual keys and numeric keypads. These offices need to be upgraded to badge readers as this has become the standard across state government. The continued use of keys causes multiple security issues. Keys can be duplicated, lost or stolen and are hard to ensure they are returned from separating employees. This causes the door locks to be rekeyed multiple times annually. Numeric keypads also carry with them security risks. Combinations can be viewed by others when used which increases the risk for unauthorized entry.

Electronic badge readers make denying access to terminated employees more efficient. Access to the building in the early morning hours takes only a few seconds with a badge which is safer for the employees who open the MVD offices.

Intrusion Systems:

Locations without intrusion systems or that have outdated systems are vulnerable to break-ins. Intruders can enter the building undetected and threaten employees, steal equipment, damage property, and take confidential documents. This request is to update the intrusion systems in eight offices and install systems in two offices.

Switch, Labor, Cables, Conduit, and Licensing:

A network switch is networking hardware that connects devices on a computer network by using packet switching to receive and forward data to the destination device. The new switches are installed by ADOT's information technology department and are required to ensure the security systems work efficiently on the network. In addition, this category includes labor, cables, conduit, and licensing costs associated with the request.

ALTERNATIVES CONSIDERED AND REASONS FOR REJECTION:

Alternatives considered include not improving security at the identified MVD facilities. This option was rejected because this option prioritizes employee and customer safety and safeguards State assets.

Another option evaluated was to utilize building renewal funding for some or the entire project. "Building renewal," pursuant to A.R.S. 41-790, is defined as "major activities that involve the repair or reworking of a building and the supporting infrastructure that will result in maintaining a building's expected useful life. Building renewal does not include new building additions, new infrastructure additions, landscaping and area beautification, routine preventive maintenance except as provided in section 41-793.01, subsection D or demolition and removal of a building." Further, "infrastructure" is defined as "non building improvements that directly support operating a facility that is listed in the annual building system such as utility delivery systems, roadway systems, external lighting systems, irrigation systems, sidewalks and parking lots."

Beyond these definitions in statute there is no other law, rule, or policy that discusses in detail what types of building maintenance or infrastructure are acceptable uses of building renewal funds, and no case law exists on the subject. ADOA publishes the ADOA Capital Improvement Plan Instruction

Manual but it does not provide definitive guidance. General practice at ADOT, and throughout the state, has been to not utilize building renewal for the types of equipment in this request. However, this practice is not founded in any legal analysis so it could be a potential approach for funding the security improvements at MVD locations.

However, ADOT rejected the option to utilize building renewal funds due to the existing backlog of building renewal projects and limited capacity of the building renewal appropriation. ADOT has fully allocated its FY 2022 building renewal appropriation of \$15,400,000 and has an unfunded liability of \$22,700,000 in building renewal projects.

IMPACT OF NOT FUNDING IN THIS YEAR:

MVD offices will remain vulnerable to acts of violence on its employees, customers and facilities. Offices will not have intrusion systems or adequate camera coverage to deter or protect them from property crime.

PERFORMANCE MEASURES TO QUANTIFY SUCCESS OF THE SOLUTION:

Completion of security modernization efforts at MVD field offices.

Response to violent or aggressive incidents and property crime at MVD offices across Arizona.

STATUTORY REFERENCE:

A.R.S. § 41-790

ADOA Capital Improvement Plan Instruction Manual:

<https://gsd.az.gov/sites/default/files/Capital%20Improvement%20Plan%20Instructions.pdf>

EQUIPMENT TO BE PURCHASED IF APPLICABLE:

See MVD Security Modernization Costs tables above.

CLASSIFICATION OF POSITIONS: N/A


ANNUALIZATIONS:

FY 2024 Annualization = (\$201,200). This leaves \$730,700 in the base to address security needs at an additional 10 locations in FY 2024.

Exhibit 1: Example of Improved Video after Upgrade



Current Image



After Upgrade

Exhibit 2: Increased Crime Data Sources

UCR Crime Type	2019 Jan - Jun	2020 Jan-Jun	Percent Change
Homicide	74	93	25.7%
Rape	550	533	-3.1%
Robbery	1,564	1,564	0.0%
Aggravated Assault	3,475	4,355	25.3%
Total Part One Violent Crimes	5,663	6,545	15.6%

Burglary	4,901	3,877	-20.9%
Theft/Larceny	19,877	18,527	-6.8%
Motor Vehicle Theft	3,418	3,777	10.5%
Arson	104	159	52.9%
Total Part One Property Crimes	28,300	26,340	-6.9%

Note: This report is based on Uniform Crime Reporting (UCR) criteria which are not equivalent to Arizona Revised Statutes (ARS) statistics and therefore this data cannot be directly compared to ARS reports.

Source: Violent crime stats provided by Phoenix police

2021 Compare Crime Rates: Phoenix, AZ vs Los Angeles, CA

[Change Cities](#)

	Phoenix, AZ	Los Angeles, CA	United States
<u>Violent Crime</u>	37.5	29.1	22.7
<u>Property Crime</u>	52.8	35.1	35.4

The Crime Indices range from 1 (low crime) to 100 (high crime). Our crime rates are based on FBI data.

YOU SHOULD KNOW

Violent crime is composed of four offenses: murder and nonnegligent manslaughter, forcible rape, robbery, and aggravated assault.

Property crime includes the offenses of burglary, larceny-theft, motor vehicle theft, and arson. The object of the theft-type offenses is the taking of money or property, but there is no force or threat of force against the victims.

Exhibit 3: Quantity & Unit Price Detail

Cottonwood	Douglas	Glendale	Globe/Claypool	Goodyear CDL	SE Mesa	Parker	Scottsdale	Avondale	Tucson CDL	Tucson Regional
525 S. 12th Street	2050 N Highway 191	16380 N 59th Ave	4335 US Hwy 60	14370 W Van Buren	4123 E Valley Auto Dr.	29305 Mutuhar St	7339 E Paradise Ln.	1452 N. Eliseo C. Felix Jr. Way	621 E 22nd St	3565 S. Broadmont

Quantity

Network Video Recorder (NVR)	2	1	2	1	1	2	1	2	1	1	0
Cameras Indoor	18	13	32	5	6	28	5	23	16	11	0
Cameras Outdoor	6	6	13	3	3	8	3	7	6	3	7
Multi Sensor Cameras	0	2	2	0	0	2	0	2	0	0	4
Access Control	1	1	1	1	1	1	1	1	1	1	0
Readers	11	7	15	4	4	11	4	13	7	5	0
Intrusion System	1	1	1	1	1	1	1	1	1	1	0
Panic Buttons	18	12	26	7	6	30	5	26	14	4	0
Electric Strike	11	7	15	6	6	11	4	13	7	5	0
Monitor 42"	2	1	2	0	1	2	1	2	1	1	1
Labor	180	200	230	60	80	250	120	240	200	100	100
Cables, conduit, licensing, switch, etc.	1	1	1	1	1	1	1	1	1	1	1

Unit Cost

Network Video Recorder (NVR)	\$15,000	\$18,000	\$18,000	\$18,000	\$15,000	\$18,000	\$15,000	\$18,000	\$18,000	\$15,000	\$15,000
Cameras Indoor	\$500	\$500	\$500	\$500	\$500	\$500	\$500	\$500	\$500	\$500	\$500
Cameras Outdoor	\$1,300	\$1,300	\$1,300	\$1,300	\$1,300	\$1,300	\$1,300	\$1,300	\$1,300	\$1,300	\$1,300
Multi Sensor Cameras	\$3,000	\$3,000	\$3,000	\$3,000	\$3,000	\$3,000	\$3,000	\$3,000	\$3,000	\$3,000	\$3,000
Access Control	\$8,319	\$8,074	\$8,319	\$2,074	\$3,074	\$8,319	\$5,074	\$10,319	\$5,074	\$5,074	\$5,074
Readers	\$340	\$340	\$340	\$340	\$340	\$340	\$340	\$340	\$340	\$340	\$340
Intrusion System	\$432	\$3,053	\$2,406	\$253	\$352	\$2,511	\$2,218	\$2,458	\$1,405	\$3,218	\$0
Panic Buttons	\$40	\$40	\$40	\$40	\$40	\$40	\$40	\$40	\$40	\$40	\$40
Electric Strike	\$650	\$650	\$650	\$650	\$650	\$650	\$650	\$650	\$650	\$650	\$650
Monitor 42"	\$1,500	\$1,500	\$1,500	\$1,500	\$1,500	\$1,500	\$1,500	\$1,500	\$1,500	\$1,500	\$1,500
Labor	\$82	\$82	\$82	\$82	\$82	\$82	\$82	\$82	\$82	\$82	\$82
Cables, conduit, licensing, switch, etc.	\$3,215	\$12,861	\$7,522	\$1,890	\$191	\$16,121	\$635	\$14,732	\$11,279	\$1,925	\$3,898

Total Cost

Network Video Recorder (NVR)	\$30,000	\$18,000	\$36,000	\$18,000	\$15,000	\$36,000	\$15,000	\$36,000	\$18,000	\$15,000	\$0
Cameras Indoor	\$9,000	\$6,500	\$16,000	\$2,500	\$3,000	\$14,000	\$2,500	\$11,500	\$8,000	\$5,500	\$0
Cameras Outdoor	\$7,800	\$7,800	\$16,900	\$3,900	\$3,900	\$10,400	\$3,900	\$9,100	\$7,800	\$3,900	\$9,100
Multi Sensor Cameras	\$0	\$6,000	\$6,000	\$0	\$0	\$6,000	\$0	\$6,000	\$0	\$0	\$12,000
Access Control	\$8,300	\$8,100	\$8,300	\$2,100	\$3,100	\$8,300	\$5,100	\$10,300	\$5,100	\$5,100	\$0
Readers	\$3,700	\$2,400	\$5,100	\$1,400	\$1,400	\$3,700	\$1,400	\$4,400	\$2,400	\$1,700	\$0
Intrusion System	\$400	\$3,100	\$2,400	\$300	\$400	\$2,500	\$2,200	\$2,500	\$1,400	\$3,200	\$0
Panic Buttons	\$700	\$500	\$1,000	\$300	\$200	\$1,200	\$200	\$1,000	\$600	\$200	\$0
Electric Strike	\$7,200	\$4,600	\$9,800	\$3,900	\$3,900	\$7,200	\$2,600	\$8,500	\$4,600	\$3,300	\$0
Monitor 42"	\$3,000	\$1,500	\$3,000	\$0	\$1,500	\$3,000	\$1,500	\$3,000	\$1,500	\$1,500	\$1,500
Labor	\$14,800	\$16,400	\$18,900	\$4,900	\$6,600	\$20,500	\$9,800	\$19,700	\$16,400	\$8,200	\$8,200
Cables, conduit, licensing, switch, etc.	\$3,300	\$12,800	\$7,600	\$1,800	\$200	\$16,200	\$700	\$14,800	\$11,200	\$1,800	\$4,000
Total Cost	\$88,200	\$87,700	\$131,000	\$39,100	\$39,200	\$129,000	\$44,900	\$126,800	\$77,000	\$49,400	\$34,800

Total Cost	\$847,100
Contingency @ 10%	\$84,800
	\$931,900

Arizona Department of Transportation

FY 2023 Decision Package

Title: Risk Management Premium Adjustment

FTE: 0; Request: (\$9,341,100)

Priority: 10

DESCRIPTION OF PROBLEM OR ISSUE:

A.R.S. § 41-621 states that the Arizona Department of Administration (ADOA) shall obtain insurance or self-insure, the state and its departments, agencies, boards and commissions and all officers, agents, and employees against liability for acts or omissions of any nature while acting in authorized governmental or proprietary capacities. Currently, the Arizona Department of Transportation (ADOT) is the only State agency required to pay a risk assessment premium not based on the ADOA risk premium formula that factors claim history and risk exposure. While ADOT has improved its safety practices to reduce risk, those results are not reflected in the annual premium. The table below shows the millions of dollars extra that ADOT has paid for risk insurance compared to the amount ADOT would be paying if it were charged a premium based on the formula that ADOA uses for all other state agencies.

Comparison of Fixed and Calculated Risk Premiums for ADOT

FY	ADOT Fixed Premium ADOT	Calculated Risk Premiums Per ADOA	ADOT Overpayment
FY 2014	16,773,800	11,994,700	4,779,100
FY 2015	16,773,800	11,994,700	4,779,100
FY 2016	16,773,800	12,464,100	4,309,700
FY 2017	16,773,800	12,464,100	4,309,700
FY 2018	15,981,300	11,523,200	4,458,100
FY 2019	15,981,300	11,523,200	4,458,100
FY 2020	15,981,300	11,020,000	4,961,300
FY 2021	15,981,300	11,020,000	4,961,300
FY 2022	15,981,300	6,640,200*	9,341,100
FY 2023	15,981,300	6,640,200*	9,341,100

* ADOA Risk management provided the FY 2022 and FY 2023 calculated premium information from ADOA. The primary reason for the decline is based on a General Liability decline from \$8.4M to \$4.9M.

The fact that ADOT is paying more to ADOA for risk insurance coverage than the calculated premium represents a subsidy to the risk management fund and the rest of state government, and may be in conflict with the Arizona State Constitution. Specifically, the Arizona State Constitution, Section 14, Use and Distribution of Vehicle, User, and Gasoline and Diesel Tax Receipts, states the following:



“No moneys derived from fees, excises, or license taxes relating to the registration, operation, or use of vehicles on the public highways or streets or to fuels or any other energy source used for the propulsion of vehicles on the public highways or streets, shall be expended for other than highway and street purposes including the cost of administering the state highway system....”

Risk management premiums are also included in the calculation of ADOT’s indirect cost allocation plan rate. Therefore, the federal government is reimbursing ADOT for a portion of the subsidy provided to the risk management fund and the state. ADOT’s risk management premium is paid from the state highway fund (SHF). The SHF consists of vehicle, user, gasoline, and diesel tax receipts. Using these monies to subsidize other, non-transportation related areas may violate the Arizona State Constitution, as noted above, as well as federal cost principles for federal grant funds.

According to the Code of Federal Regulations (CFR), § 200.403 (a), factors affecting allowability of costs, costs must meet the following general criteria in order to be allowable under federal awards:

“Be necessary and reasonable for the performance of the federal award and be allocable thereto under these principles.”

In addition, CFR § 200.4042, reasonable costs, states that

“A cost is reasonable if, in its nature and amount, it does not exceed that which would be incurred by a prudent person under the circumstances prevailing at the time the decision was made to incur the cost.... In determining reasonableness of a given cost, consideration must be given to.... (e) whether the non-federal entity significantly deviates from its established practices and policies regarding the incurrence of costs, which may unjustifiably increase the federal award’s cost.”

In addition, OMB Circular A-87 (Revised 05/10/04), states that

“A cost is allowable for federal reimbursement only to the extent of benefits received by Federal awards and its conformance with the general policies and principles stated in Attachment A to the Circular.”

HOW IT FURTHERS THE GOVERNOR’S FUNDAMENTALS MAP AND ADOT’S STRATEGIC PLAN:

This issue incorporates the governor’s mission, key goals, and agency key functions as shown below:

- key goal of efficient and accountable government and
- agency key functions of improving processes and managing risk

This issue incorporates ADOT’s strategic plan goals as follows:

- maximizing resources

This issue also incorporates ADOT’s annual objectives of

- improving the reliability of core business processes
- improving the maintenance, operation, and service of the transportation system based on existing revenues

PROPOSED SOLUTION TO THE PROBLEM OR ISSUE:

The proposed solution is to transition to a risk management premium based on the ADOA risk premium formula used for all other state agencies. Consequently, ADOT's state highway fund lump sum appropriation should be reduced by \$9,341,100 to reflect a reduction in the amount appropriated for risk from \$15,981,300 to \$6,640,200. This change would adjust ADOT's base appropriation to be equal to ADOA's risk premium formula calculation. In conjunction with the decrease in ADOT's appropriation, the risk management amount paid by ADOT should also be reduced by \$9,341,100 to be consistent with the ADOA calculated risk premium formula in FY 2023.

The table below summarizes the requested change:

FY	Calculated Risk Premiums Per ADOA	ADOT Fixed Premium	FY 2023 Request
FY 2023	6,640,200	15,981,300	(9,341,100)

ALTERNATIVES CONSIDERED AND REASONS FOR REJECTION:

The take no action alternative was considered and rejected because the current premium amount charged to ADOT is not reasonable and deviates from its established practices and policies regarding the calculation of agency risk premiums. Further, continuation of the existing approach means state highway funds are unavailable for eligible highway costs of the agency, and the state will continue to violate the Arizona State Constitution and federal cost principles.

IMPACT OF NOT FUNDING IN THIS YEAR:

ADOT will continue to spend more than its fair share of the state's annual risk premium and may continue to be in violation of federal cost principles and the Arizona State Constitution.

PERFORMANCE MEASURES TO QUANTIFY SUCCESS OF THE SOLUTION:

Amount of risk-related claims and risk premiums paid for ADOT-related issues.

STATUTORY REFERENCE:

Arizona State Constitution, Section 14

A.R.S. § 41-621: Purchase of insurance, coverage, limitations, exclusions, definitions.

A.R.S. § 41-622: Risk management revolving fund, self-insured losses and administrative costs, budget requests.

EQUIPMENT TO BE PURCHASED IF APPLICABLE: N/A.

CLASSIFICATION OF POSITIONS: N/A.

ANNUALIZATIONS: N/A.

Arizona Department of Transportation

FY 2023 Decision Package

Title: Integrated Workplace Management System

FTE: 1.0; Request: \$386,100

Priority: 11

DESCRIPTION OF PROBLEM OR ISSUE:

Tririga is the integrated workplace management system currently used by the Arizona Department of Transportation (ADOT). It is an integrated workplace management solution (IWMS) that the Arizona Department of Administration (ADOA) supported as part of the Business Re-Engineering Arizona (BREAZ) ERP 2015 state-wide project and is fully integrated with the Arizona Financial Information System (AFIS) and the Arizona Procurement Portal (APP). ADOA did not include Tririga support in the AFIS 4.0 upgrade that was approved by the legislature in FY 2021 and is discontinuing support for Tririga in July 2023. ADOA is currently supporting Maxpanda, a computerized maintenance management system. However, Maxpanda does not provide the full suite of features available in Tririga and does not integrate with the State of Arizona procurement and accounting systems. There are few State agencies that have enough facilities to require these features.

ADOT currently manages Tririga for its own use as well as for the Department of Economic Security (DES) and the Department of Public Safety (DPS). ADOT, DES, and DPS use the application to manage building conditions, plan preventative maintenance, and initiate corrective work orders for existing locations and to plan the construction of new locations. Work orders in FY 2019 through FY 2021 for ADOT ranged from 14,000 to 18,000. ADOT also uses Tririga to manage and track facility leases. Currently, ADOT has approximately 1,500 locations (515 occupied and 985 unoccupied) valued at \$950 million, DES has approximately 250 locations, and DPS has 380 locations.

The version of Tririga currently maintained by ADOA is four versions behind the latest available from the vendor. The latest version includes a mobile app that will allow facilities employees to access and update work orders in the field. This will enable ADOT's facilities management support group (FMSG) to initiate a mobile dispatch system that will incorporate GPS and increase the group's efficiency.

These new features will greatly support ADOT, DES, and DPS efforts to maintain their respective facilities and are a key component in developing ADOT's Work from Anywhere program and space management master plan.

HOW IT FURTHERS THE GOVERNOR'S FUNDAMENTALS MAP AND ADOT'S STRATEGIC PLAN:

This issue incorporates the governor's mission, key goals and agency key functions in the governor's fundamentals map as shown below:

- key goal of efficient and accountable government, and

- agency key functions of maintaining and expanding Arizona’s critical public assets and infrastructure, improving processes, driving innovative IT solutions, and optimizing physical assets

This issue also incorporates ADOT’s strategic plan goals as follows:

- delivering value to the customer and
- maximizing resources

This issue incorporates ADOT’s key objectives and annual actions of

- Improve the reliability of core business processes
- develop a facilities management plan that optimizes ADOT’s physical footprint and supports ADOT’s Work from Anywhere Program

This issue addresses ADOT’s outcome measure(s) of

- optimizing ADOT’s footprint
- refining the Work from Anywhere Program and developing a plan for implementation

PROPOSED SOLUTION TO THE PROBLEM OR ISSUE:

ADOT requests \$386,100 one-time for FY 2023 and \$478,400 ongoing for FY 2024 and beyond to upgrade to the latest version of Tririga or an IWMS with similar features. ADOT will require one additional FTE to support whichever system is adopted. Upgrading the current system is the preferred solution because Tririga is fully integrated with AFIS and APP. See table below:

	FY 2023 Request	FY 2024 Ongoing
License and Maintenance	\$0	\$176,100
Cloud/Managed Services	\$133,400	\$148,500
Network/Infrastructure	\$16,500	\$49,500
Implementation Services	\$81,900	\$0
IWMS Training	\$50,000	\$0
IWMS Support Staff	\$104,300	\$104,300
Total Request	\$386,100	\$478,400

As mentioned previously, Tririga is used by three agencies: ADOT, DES, and DPS. The fund sourcing is requested from the 3 partner agencies as follows:

Agency	Fund	FY 2023 Request	FY 2024 Ongoing
ADOT (DTA)	State Highway Fund (DT2030)	\$199,400	\$212,600
DES (DEA)	General Fund (1000)	\$149,300	\$212,600
DPS (PSA)	General Fund (1000)	\$37,400	\$53,200
	Total Fund Source	\$386,100	\$478,400

Note: In BUDDIES the DES and DPS portion are shown in the ISA Fund (DT 2500) as ADOT will enter into an ISA with these agencies for their share of the costs. However, DES and DPS also need to be funded within their budgets for their share of the costs.

The methodology of the funding split is as follows:

Aside from IWMS Training, the costs are calculated by the number of modules each agency will use. All training costs are allocated to ADOT because each agency is going to cover their own training costs. See the tables below for additional information about the allocation methodology.

	Allocation Methodology			
Tririga Modules	ADOT (DTA)	DES (DEA)	DPS (PSA)	All Modules
Work Orders	√	√	√	3
Building Conditions	√	√		2
Inventory	√	√		2
Space Management	√	√		2
Modules Used	4	4	1	9
Allocation	44.4%	44.4%	11.1%	100%

Estimate Item	ADOT (DTA)	DES (DEA)	DPS (PSA)
License and Maintenance	44.4%	44.4%	11.1%
Cloud/Managed Services	44.4%	44.4%	11.1%
Network/Infrastructure	44.4%	44.4%	11.1%
Implementation Services	44.4%	44.4%	11.1%
IWMS Training	100%	0%	0%
IWMS Support Staff	44.4%	44.4%	11.1%

ALTERNATIVES CONSIDERED AND REASONS FOR REJECTION:

ADOT considered developing a new system to support facilities management; however, this was rejected because the current system is integrated with AFIS and APP and will meet the needs of the agencies with the requested upgrades. Further, the anticipated development of a new system could be a substantial investment of time and funding and development may not be completed before ADOA discontinues Tririga support.

ADOT will continue to evaluate additional IWMS systems, including the system that ADOA Facilities Operations and Maintenance has implemented. The ADOA system includes a computerized maintenance management system (Maxpanda), a separate lease accounting and building renewal system (QuickBase), a separate inspections system (Esri), and manual space management. However, adopting that system to ADOT's needs will require a fifteen fold scale up (1500 ADOT buildings vs. 100 ADOA buildings), additional costs for integration with AFIS and APP, and the adoption of a separate space management system.

IMPACT OF NOT FUNDING IN THIS YEAR:

ADOA plans to discontinue supporting and paying for Tririga in July 2023. ADOT and the other agencies that use Tririga would lose the ability to manage their facilities using the solution that was implemented statewide as part of the BREAZ ERP 2015 state-wide project and then discarded in the latest AFIS upgrade.

PERFORMANCE MEASURES TO QUANTIFY SUCCESS OF THE SOLUTION:

Transition to and implementation of the latest version of Tririga or an equivalent IWMS system.

STATUTORY REFERENCE:

A.R.S. § 41-790 through §41-793.02. Management of State Properties.

EQUIPMENT TO BE PURCHASED IF APPLICABLE: N/A

CLASSIFICATION OF POSITIONS:

ADOT will need to hire one business analyst to manage and support Tririga. This position will support the ADOT Tririga Administrator with the upgrade and ongoing support of Tririga for all three agencies.

Position	Classification	Salary	Employee Related Expenses	Total
Business Analyst, Grade 24	S10008	\$72,000	\$32,300	\$104,300

ANNUALIZATIONS:

Total FY 2024 ongoing cost is \$478,400. Therefore, a budget increase of \$92,300 in FY 2024 is required to fund the ongoing costs of the system. This includes the total costs for ADOT, DPS, and DES. ADOT's ongoing portion of the costs is \$212,600.

Arizona Department of Transportation

FY 2023 Decision Package

Title: Vehicle Inspection & Certificate of Title Enforcement Fund (DT2272) Backfill

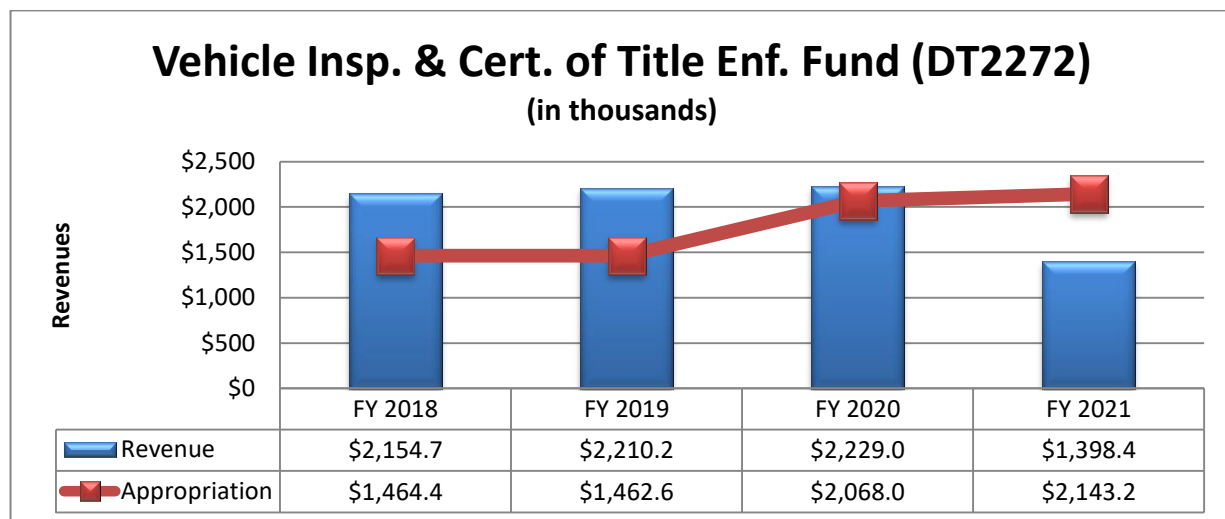
FTE: 0; Request: \$0

Priority: 12

DESCRIPTION OF PROBLEM OR ISSUE:

The purpose of the Vehicle Inspection & Certificate of Title Enforcement Fund (VIT fund) is to defray the cost of investigating certificates of title, licensing fraud, registration enforcement and other automobile theft related issues.

During FY 2021 the VIT Fund revenues declined by 37% from \$2,229,000 in FY 2020 to \$1,398,400 in FY 2021. The revenue decline, beginning in May 2020, occurred at the same time as the Covid-19 pandemic intensified. Revenues have not yet returned to pre-pandemic levels and it is unknown when that will occur. The reduced revenue resulted in the FY 2021 appropriation of \$2,143,200 exceeding fund revenues by \$744,800. This level of structural imbalance is not sustainable.



In order to avoid a FY 2022 shortfall ADOT made one-time adjustments to FY 2021 expenditures from the VIT Fund to ensure sufficient fund balance is available to support the FY 2022 appropriation. However, that is not expected to be an option in FY 2022. Current fund projections forecast an FY 2023 funding shortfall of \$233,800 if no action is taken.

HOW IT FURTHERS THE GOVERNOR'S FUNDAMENTALS MAP AND ADOT'S STRATEGIC PLAN:

This issue incorporates the governor's mission, key goals, and agency key functions as shown below:

- key goal of efficient and accountable government and

- agency key functions of improving processes and managing risk

This issue incorporates ADOT's strategic plan goals as follows:

- maximizing resources

This issue also incorporates ADOT's annual objectives and annual actions of

- improving the reliability of core business processes

PROPOSED SOLUTION TO THE PROBLEM OR ISSUE:

ADOT requests a one-time appropriation reallocation of \$300,000 from the VIT Fund (DT2272) to the Motor Vehicle Liability Insurance Enforcement Fund (DT2285) to ensure a stable funding source to fully fund the costs of investigating certificates of title, licensing fraud, registration enforcement and other automobile theft related issues in FY 2023.

Fund Name	FY 2023 Requirement	FY 2022 Appropriation	FY 2023 Budget Request
Vehicle Ins. & Cert. of Title Enf. Fund (DT2272)	1,794,600	2,094,600	(300,000)
Motor Vehicle Liab. Ins. Enf. Fund (DT2285)	2,072,200	1,772,200	300,000

VIT Fund (DT2272) revenues are expected to slowly recover so the request is for a one-time appropriation adjustment only. ADOT will continue to monitor the VIT Fund (DT2272) revenues and update as needed. The Motor Vehicle Liability Insurance Enforcement Fund (DT2285) has a sufficient fund balance to absorb the additional \$300,000 in appropriation authority.

ALTERNATIVES CONSIDERED AND REASONS FOR REJECTION:

Maintain the appropriation from the VIT Fund (2272) at its current level. This option is rejected. The current fund balance and projected revenues are insufficient to support the appropriation in FY 2023. Reallocating \$300,000 from the VIT Fund (2272) to the Motor Vehicle Liability Insurance Enforcement Fund (DT2285) will ensure a stable funding source to fully fund the costs of investigating certificates of title, licensing fraud, registration enforcement and other automobile theft related issues in FY 2023.

IMPACT OF NOT FUNDING IN THIS YEAR:

Not funding this request would result in an appropriation that exceeds projected revenues in the VIT Fund (DT2272). The structural difference between the available sources of funds and the appropriation is projected to result in a \$233,800 shortfall in FY 2023. Refer to Exhibits 1 and 2 at the end of this issue for additional information.

PERFORMANCE MEASURES TO QUANTIFY SUCCESS OF THE SOLUTION:

Sources of funds being available to support the appropriated amounts in a given fiscal year.

STATUTORY REFERENCE:

A.R.S. § 28-2012 - Vehicle inspection and certificate of title enforcement fund.

EQUIPMENT TO BE PURCHASED IF APPLICABLE: N/A.

CLASSIFICATION OF POSITIONS: N/A.

ANNUALIZATIONS: N/A.

Exhibits 1 and 2

Impact if Decision Package is NOT Approved

Exhibit 1 is a projected sources and uses that demonstrate the impact on the VIT Fund (2272) if the decision package is not approved. Not funding this request would result in a projected shortfall of \$233,800 in FY 2023.

Exhibit 1 - VIT FUND IMPACT: ISSUE NOT APPROVED				
	Numbers Shown In Thousands			
	Actual FY 2020	Actual FY 2021	Estimated FY 2022	Estimated FY 2023
Beginning Balance	492.8	1,232.9	1,260.8	130.8
Revenue	2,229.0	1,398.4	1,530.0	1,730.0
Total Source of Funds	2,721.8	2,631.3	2,790.8	1,860.8
Use of Funds:				
Expenditures/Approp.	1,489.0	1,370.5	2,094.6	2,094.6
Fund Transfer	0.0	0.0	565.4	0.0
Total Uses of Funds	1,489.0	1,370.5	2,660.0	2,094.6
Ending Balance	1,232.9	1,260.8	130.8	<b style="color: red;">(233.8)

Impact if Decision Package IS Approved

Exhibit 2 shows projected sources and uses that demonstrate the impact on the VIT Fund (2272) if the decision package is approved. The requested one-time FY 2023 appropriation reduction in the VIT Fund would ensure a stable funding source to fully fund the costs of investigating certificates of title, licensing fraud, registration enforcement and other automobile theft related issues in FY 2023. As revenues are expected to recover the request is a one-time adjustment only.

Exhibit 2 - VIT FUND IMPACT: ISSUE IS APPROVED				
	Numbers Shown In Thousands			
	Actual FY 2020	Actual FY 2021	Estimated FY 2022	Estimated FY 2023
Beginning Balance	492.8	1,232.9	1,260.8	130.8
Revenue	2,229.0	1,398.4	1,530.0	1,730.0
Total Source of Funds	2,721.8	2,631.3	2,790.8	1,860.8
Use of Funds:				
Expenditures/Approp.	1,489.0	1,370.5	2,094.6	2,094.6
Fund Transfer	-	-	565.4	-
Requested Approp. Reduction	-	-	-	(300.0)
Total Uses of Funds	1,489.0	1,370.5	2,660.0	1,794.6
Ending Balance	1,232.9	1,260.8	130.8	66.2

Arizona Department of Transportation

FY 2023 Decision Package

Title: UNISYS Invoice Supplemental – FY 2017

FTE: 0; Request: \$38,000

Priority: 13

DESCRIPTION OF PROBLEM OR ISSUE:

Each year agencies have the opportunity to submit invoices for unpaid goods or services received in a period that are more than one fiscal year old, but less than four fiscal years old, as part of the Relief Bill. For the FY 2021 Relief Bill this meant invoices between July 1, 2016 and June 30, 2019 (FY 2017 through FY 2019). A.R.S. § 35-191.C. provides the statutory authority for submission to the legislature of unpaid claims that are more than one fiscal year old, but less than four fiscal years old. ADOT submitted several invoices that were included in the FY 2021 Relief Bill.

ADOT has one invoice that requires payment for services provided by UNISYS for the period April 1, 2017 through April 30, 2017 (Exhibit 1). The bill should have been included in a prior Relief Bill but was not included due to the timing of when the invoice was known as well as confusion surrounding the processing of the invoice. Due to the dates of services delivered covering this invoice, it falls outside the period to be considered for the upcoming FY 2022 Relief Bill.

HOW IT FURTHERS THE GOVERNOR'S FUNDAMENTALS MAP AND ADOT'S STRATEGIC PLAN:

This issue incorporates the governor's mission, key goals and agency key functions as shown below:

- key goals of efficient and accountable government
- agency key functions of improving processes

This issue also incorporates ADOT's strategic plan goals as follows:

- delivering value to the customer and
- maximizing resources

This issue also incorporates ADOT's annual objectives of

- improving the reliability of core business processes
- improving the maintenance, operation, and service of the transportation system based on existing revenues

PROPOSED SOLUTION TO THE PROBLEM OR ISSUE:

ADOT requests \$37,954.04 from the State Highway Fund as part of a supplemental budget request so ADOT can pay the vendor for the services provided.

ALTERNATIVES CONSIDERED AND REASONS FOR REJECTION:

Other alternatives considered include: (1) not paying the invoice; (2) paying the invoice from another fund source; and (3) paying the invoice from current year appropriated funds.

Each of these options was rejected. Services were delivered by the vendor and payment is required. Accounting guidelines and policy do not allow this invoice to be paid from FY 2022 appropriations, and ADOT has no other legal fund sources or way to pay the invoice.

IMPACT OF NOT FUNDING IN THIS YEAR:

The vendor will not receive payment.

PERFORMANCE MEASURES TO QUANTIFY SUCCESS OF THE SOLUTION:

Payment to the vendor.

STATUTORY REFERENCE:

A.R.S. § 35-191.C - Administrative adjustments; refunds; presentation and disposition of claims; report; exemptions.

FY 2021 Relief Bill - Laws 2021, 1st Regular Session, Ch. 82 (HB 2398)

Relief Bill Processing Instructions

https://gao.az.gov/sites/default/files/Relief%20Bill%20Instructions%20and%20Procedures_3.pdf

EQUIPMENT TO BE PURCHASED IF APPLICABLE: N/A

CLASSIFICATION OF POSITIONS: N/A

ANNUALIZATIONS: N/A

Exhibit 1



Invoice

Unisys Corporation
801 Lakeview Drive
Ste 100
Blue Bell, Pennsylvania 19422
United States
Unisys Federal Tax I.D. 38-038-7640

Invoice Number 799105M
Invoice Date 05/19/2017
Bill To Number 6115390005
Client Number 0006320740
Your Reference
Unisys Reference

Page 1 / 1

ARIZONA DEPT OF TRANSPORTATION
Rich Nachnovich
206 S 17TH AVE MD 119A, ROOM 119
PHOENIX AZ 85007

Qty	Style Name	Description	H/S	Unit Price	Extended Price	Taxes	Total
Project Number: 102704				Location: 6115390005 STATE OF ARIZONA ARIZONA DEPT OF TRANSPORTATION 206 S 17TH AVE MD 119A, ROOM 119 PHOENIX AZ 85007			
Details for usage of AWS From 1 Apr 2017 - 30 Apr 2017 Notes: All AWS fees are discounted as per the WSCA agreed 0.5% Discount 0.50% UIS Support Fee 15%							
Resource				\$	Amount		
AmazonCloudWatch				\$	0.01		
AmazonWorkMail				\$	15.92		
Data Transfer				\$	571.21		
RDS Service				\$	5546.26		
Simple Storage Service				\$	1069.73		
Elastic Compute Cloud				\$	20400.54		
Key Management Service				\$	4.98		
WorkSpaces				\$	2007.91		
WorkDocs				\$	7.34		
Virtual Private Cloud				\$	71.64		
Route 53				\$	4.54		
WorkSpaces Application Manager				\$	166.33		
Config				\$	10.85		
Directory Service				\$	572.82		
Taxable Amount USD							35,017.58
Taxes USD							2,936.46
Amount Due USD							37,954.04

Payment Terms: Net 30 Days

Please remit payment to:
UNISYS CORPORATION
99885 COLLECTIONS CENTER DRIVE
CHICAGO IL 60693

EFT or EDI Payments to:
BANK OF AMERICA, N.A.
ACCT NO 12334-30904
ABA 121000358 ACH

Direct questions to:
Muralidhara Varadaraju
1133 COLLEGE DRIVE
BISMARCK ND 58501-1215
866-505-8814 Extn 7883263
Muralidhara.varadaraju@in.unisys.com

Arizona Department of Transportation

FY 2023 Decision Package

Title: Technical Adjustments

FTE: 0; Request: (\$2,928,500)

Priority: 14

DESCRIPTION OF PROBLEM OR ISSUE:

In FY 2023, the Arizona Department of Transportation (ADOT) will have several funds with a net change in expenditures. Expenditures vary for a variety of reasons, including the elimination of one-time funding sources, year-to-year variations in grants or other funding sources, and the completion of projects.

Changes in disbursements and expenditures are projected for the following:

- FY 2022 General Fund VLT Distribution
- Governor's Emergency Education Relief Fund (DT2980)

HOW IT FURTHERS THE GOVERNOR'S FUNDAMENTALS MAP AND ADOT'S STRATEGIC PLAN:

This issue incorporates the governor's mission, key goals, and agency key functions as shown below:

- key goal of efficient and accountable government and
- agency key functions of improving processes

This issue incorporates ADOT's strategic plan goals as follows:

- maximizing resources

This issue also incorporates ADOT's annual objectives of

- improving the reliability of core business processes
- improving the maintenance, operation, and service of the transportation system based on existing revenues

PROPOSED SOLUTION TO THE PROBLEM OR ISSUE:

ADOT is reporting an expenditure decrease of (\$2,928,500) due to year-to-year changes in expenditures from FY 2022 to FY 2023. The following funds are impacted:

Fund	Amount
General Fund (1000)	(\$3,300,000)
Governor's Emergency Education Relief Fund (DT2980)	\$371,500
Total	(\$2,928,500)

FY 2022 General Fund VLT Distribution

Laws 2021, 1st Regular Session, Chapter 408 (SB1823), Section 127 appropriates \$3,300,000 from the state general fund in fiscal year 2021-2022 to ADOT for distribution as prescribed in section 28-5808, subsection B, paragraph 2, Arizona Revised Statutes. This is a one-time appropriation that is not expected to be repeated in FY 2023.

Governor's Emergency Education Relief Fund (DT2980)

ADOT entered into an Interagency Service Agreement (ISA) with the State of Arizona School Facilities Board. The ISA allocated up to \$40,000,000 from the Governor's Emergency Education Relief (GEER) Fund to bridge the digital divide with an investment in infrastructure to expand broadband to rural Arizona.

Since these initial plans to utilize GEER funding ADOT has received ADOT Coronavirus State and Local Fiscal Recovery Funds (DT2985) to expand broadband in rural Arizona along I-17 and I-19. As a result, GEER funding will no longer be utilized for this purpose. FY 2022 expenditure activity reflects expenditure reconciliation activity to move expenditures to the ADOT Coronavirus and Local Fiscal Recovery Fund (DT2985). There is no expected activity in FY 2023. The funding issue is needed to zero out the FY 2023 expenditure plan.

ALTERNATIVES CONSIDERED AND REASONS FOR REJECTION:

No other option has been considered. This is a technical issue that does not require additional funding or legislative approval.

IMPACT OF NOT FUNDING IN THIS YEAR:

This is a technical issue that does not require additional funding or legislative approval.

PERFORMANCE MEASURES TO QUANTIFY SUCCESS OF THE SOLUTION:

This is a technical issue that does not impact performance measures.

STATUTORY REFERENCE:

A.R.S. § 35-142: Monies kept in funds separate from state general fund, receipt and withdrawal.

A.R.S. § 28-409: Agreements with public and private entities, fund.

EQUIPMENT TO BE PURCHASED IF APPLICABLE: N/A.

CLASSIFICATION OF POSITIONS: N/A.

ANNUALIZATIONS: N/A.

Arizona Department of Transportation

FY 2023 Decision Package

Title: Correct Jerome Highway Construction Project Appropriation

FTE: 0; Request: \$0

Priority: 15

DESCRIPTION OF PROBLEM OR ISSUE:

Laws 2021, 1st Regular Session, Chapter 406 (SB 1820), Section 33 appropriates 22 projects to ADOT in FY 2021. One of the projects was inadvertently mislabeled in the legislation. The legislation appropriated \$560,000 to “Improve Main Street in Jerome”. The intent for the project is for the \$560,000 to be used on Center Avenue in Jerome.

As written, ADOT is unable to distribute the funding in accordance with statute and accomplish the legislative intent for the funding to be used on Center Avenue in Jerome.

HOW IT FURTHERS THE GOVERNOR’S FUNDAMENTALS MAP AND ADOT’S STRATEGIC PLAN:

This issue incorporates the governor’s mission, key goals, and agency key functions as shown below:

- key goal of efficient and accountable government and
- agency key functions of improving processes

This issue incorporates ADOT’s strategic plan goals as follows:

- maximizing resources

This issue also incorporates ADOT’s annual objectives of

- improving the maintenance, operation, and service of the transportation system based on existing revenues

PROPOSED SOLUTION TO THE PROBLEM OR ISSUE:

ADOT requests that the legislative language be corrected to align the project description with the legislative intent for the funding to be used on Center Avenue in Jerome. Once the legislation is correct ADOT will be able to distribute the \$560,000 so the project can proceed as intended.

ALTERNATIVES CONSIDERED AND REASONS FOR REJECTION:

Distribute the funds in accordance with the intent of legislation even though the project was mis-identified in Laws 2021, 1st Regular Session, Chapter 406 (SB 1820), Section 33. The project is described in the legislation to “improve Main Street in Jerome”. This option was rejected because ADOT would be in violation of law if the monies were used on Center Avenue.

IMPACT OF NOT FUNDING IN THIS YEAR:

If the legislative language is not corrected ADOT will be unable to distribute the \$560,000 as intended and remain in compliance with the legislation.

PERFORMANCE MEASURES TO QUANTIFY SUCCESS OF THE SOLUTION:

Distribution of funding as intended and completion of the project as intended.

STATUTORY REFERENCE:

Laws 2021, 1st Regular Session, Chapter 406 (SB 1820), Section 33

EQUIPMENT TO BE PURCHASED IF APPLICABLE: N/A.

CLASSIFICATION OF POSITIONS: N/A.

ANNUALIZATIONS: N/A.

Arizona Department of Transportation

FY 2023 Decision Package

Title: Statewide Fleet: Addition of Non-Managed Vehicles

FTE: 0; Request: TBD

Priority: 16

On June 30, 2021, Governor Doug Ducey signed Laws 2021, 1st Regular Session, Chapter 413 (SB 1829) which transfers the state fleet operations from the Arizona Department of Administration (ADOA) to the Arizona Department of Transportation (ADOT). This legislation and Governor Ducey's support provides an opportunity to modernize and improve fleet operations. The goal is that this new approach will result in process improvements and improved efficiency.

Unless agencies are explicitly exempted from the state fleet in A.R.S. § 28-472, ADOT is the only agency with the authority to purchase motor vehicles and is responsible to manage the fleet. Agencies that are not exempt from state fleet operations that have vehicles that are not being managed by ADOT need to become part of the state fleet. Those vehicles should be brought under the new state fleet operations structure. ADOT and the Executive are working with agencies to gather the information that is required to submit a budget request. This issue is expected to be submitted by the end of October 2021.

Summary of Expenditure and Budget Request for All Funds

Agency: Department of Transportation

Appropriated		FY 2021 Actual	FY 2022 Expd. Plan	FY 2023 Fund. Issue	FY 2023 Total Request
Cost Center/Program:					
1	Administration	68,947.6	79,145.9	(4,409.8)	74,736.1
2	Intermodal Transportation	239,751.5	273,737.0	1,716.8	275,453.8
3	Motor Vehicle Division	92,474.2	99,664.6	6,749.5	106,414.1
4	State Motor Vehicle Fleet	0.0	18,267.7	0.0	18,267.7
		401,173.4	470,815.2	4,056.5	474,871.7
Expenditure Categories					
	FTE	3,593.0	0.0	84.0	84.0
	Personal Services	166,924.0	170,742.5	2,889.8	173,632.3
	Employee Related Expenses	73,615.8	77,783.7	1,687.9	79,471.6
	Professional and Outside Services	14,627.7	16,988.5	300.0	17,288.5
	Travel In-State	593.4	980.4	0.0	980.4
	Travel Out of State	2.5	160.4	0.0	160.4
	Food	3.5	0.7	0.0	0.7
	Aid to Organizations and Individuals	4.7	7.3	0.0	7.3
	Other Operating Expenses	176,489.0	231,121.8	(6,551.6)	224,570.2
	Equipment	19,061.9	24,188.1	9,030.4	33,218.5
	Capital Outlay	2,126.0	11.1	0.0	11.1
	Debt Service	0.0	0.0	0.0	0.0
	Cost Allocation	(53,353.4)	(54,800.0)	0.0	(54,800.0)
	Transfers	1,078.2	3,630.7	(3,300.0)	330.7
Expenditure Categories Total:		401,173.4	470,815.2	4,056.5	474,871.7

Summary of Expenditure and Budget Request for All Funds

Agency: Department of Transportation

Non-Appropriated

		FY 2021 Actual	FY 2022 Expd. Plan	FY 2023 Fund. Issue	FY 2023 Total Request
Cost Center/Program:					
1	Administration	1,480,226.0	8,603.3	241.6	8,844.9
2	Intermodal Transportation	886,183.9	733.4	316.6	1,050.0
3	Motor Vehicle Division	14,547.4	10,853.7	0.0	10,853.7
		2,380,957.3	20,190.4	558.2	20,748.6
Expenditure Categories					
	FTE	46.0	0.0	0.0	0.0
	Personal Services	4,056.5	2,004.5	31.3	2,035.8
	Employee Related Expenses	1,452.5	827.6	7.9	835.5
	Professional and Outside Services	1,515.6	785.4	265.9	1,051.3
	Travel In-State	1.4	13.7	0.0	13.7
	Travel Out of State	0.0	10.7	0.0	10.7
	Food	0.0	0.0	0.0	0.0
	Aid to Organizations and Individuals	789,807.3	5,252.6	0.0	5,252.6
	Other Operating Expenses	21,253.2	10,328.4	186.7	10,515.1
	Equipment	375.7	33.3	0.0	33.3
	Capital Outlay	1,561,328.5	989.1	11.5	1,000.6
	Debt Service	0.0	0.0	0.0	0.0
	Cost Allocation	1,166.6	(54.9)	54.9	0.0
	Transfers	0.0	0.0	0.0	0.0
Expenditure Categories Total:		2,380,957.3	20,190.4	558.2	20,748.6

Summary of Expenditure and Budget Request for All Funds

Agency:	Department of Transportation
---------	------------------------------

Agency Total for All Funds:	<u>2,782,130.6</u>	<u>491,005.6</u>	<u>4,614.7</u>	<u>495,620.3</u>	<u> </u>	<u> </u>	<u> </u>
-----------------------------	--------------------	------------------	----------------	------------------	-----------------------------	-----------------------------	-----------------------------

Summary of Expenditure and Budget Request for Selected Funds

Agency: Department of Transportation

Fund: AA1000 General Fund (Appropriated)

		FY 2021 Actual	FY 2022 Expd. Plan	FY 2023 Fund. Issue	FY 2023 Total Request
Cost Center/Program:					
1	Administration	187.3	3,300.0	(3,300.0)	0.0
2	Intermodal Transportation	1,273.2	0.0	0.0	0.0
		1,460.5	3,300.0	(3,300.0)	0.0
Expenditure Categories					
	FTE	0.0	0.0	0.0	0.0
	Personal Services	0.0	0.0	0.0	0.0
	Employee Related Expenses	0.0	0.0	0.0	0.0
	Professional and Outside Services	0.0	0.0	0.0	0.0
	Travel In-State	0.0	0.0	0.0	0.0
	Travel Out of State	0.0	0.0	0.0	0.0
	Food	0.0	0.0	0.0	0.0
	Aid to Organizations and Individuals	0.0	0.0	0.0	0.0
	Other Operating Expenses	0.0	0.0	0.0	0.0
	Equipment	0.0	0.0	0.0	0.0
	Capital Outlay	1,460.5	0.0	0.0	0.0
	Debt Service	0.0	0.0	0.0	0.0
	Cost Allocation	0.0	0.0	0.0	0.0
	Transfers	0.0	3,300.0	(3,300.0)	0.0
Expenditure Categories Total:		1,460.5	3,300.0	(3,300.0)	0.0
Fund Total:		1,460.5	3,300.0	(3,300.0)	0.0

Summary of Expenditure and Budget Request for Selected Funds

Agency:	Department of Transportation
Fund:	DT2005 State Aviation Fund (Appropriated)

		FY 2021 Actual	FY 2022 Expd. Plan	FY 2023 Fund. Issue	FY 2023 Total Request
Cost Center/Program:					
1	Administration	1,274.3	1,470.6	0.0	1,470.6
2	Intermodal Transportation	494.1	543.6	0.0	543.6
		1,768.4	2,014.2	0.0	2,014.2
Expenditure Categories					
	FTE	15.0	0.0	0.0	0.0
	Personal Services	384.3	384.1	0.0	384.1
	Employee Related Expenses	141.1	159.4	0.0	159.4
	Professional and Outside Services	32.7	66.0	0.0	66.0
	Travel In-State	0.1	5.0	0.0	5.0
	Travel Out of State	1.7	9.0	0.0	9.0
	Food	0.0	0.0	0.0	0.0
	Aid to Organizations and Individuals	0.0	0.0	0.0	0.0
	Other Operating Expenses	851.4	1,368.7	0.0	1,368.7
	Equipment	220.5	12.0	0.0	12.0
	Capital Outlay	136.6	10.0	0.0	10.0
	Debt Service	0.0	0.0	0.0	0.0
	Cost Allocation	0.0	0.0	0.0	0.0
	Transfers	0.0	0.0	0.0	0.0
Expenditure Categories Total:		1,768.4	2,014.2	0.0	2,014.2
Fund Total:		1,768.4	2,014.2	0.0	2,014.2

Summary of Expenditure and Budget Request for Selected Funds

Agency:	Department of Transportation
Fund:	DT2005 State Aviation Fund (Non-Appropriated)

		FY 2021 Actual	FY 2022 Expd. Plan	FY 2023 Fund. Issue	FY 2023 Total Request
Cost Center/Program:					
1	Administration	5,708.7	0.0	0.0	0.0
		5,708.7	0.0	0.0	0.0
Expenditure Categories					
	Personal Services	0.0	0.0	0.0	0.0
	Employee Related Expenses	0.0	0.0	0.0	0.0
	Professional and Outside Services	0.0	0.0	0.0	0.0
	Travel In-State	0.0	0.0	0.0	0.0
	Travel Out of State	0.0	0.0	0.0	0.0
	Food	0.0	0.0	0.0	0.0
	Aid to Organizations and Individuals	0.0	0.0	0.0	0.0
	Other Operating Expenses	0.0	0.0	0.0	0.0
	Equipment	0.0	0.0	0.0	0.0
	Capital Outlay	5,708.7	0.0	0.0	0.0
	Debt Service	0.0	0.0	0.0	0.0
	Cost Allocation	0.0	0.0	0.0	0.0
	Transfers	0.0	0.0	0.0	0.0
Expenditure Categories Total:		5,708.7	0.0	0.0	0.0
Fund Total:		5,708.7	0.0	0.0	0.0

Summary of Expenditure and Budget Request for Selected Funds

Agency:	Department of Transportation
Fund:	DT2029 Regional Area Road Fund - Maricopa County (Non-Appropriated)

		FY 2021 Actual	FY 2022 Expd. Plan	FY 2023 Fund. Issue	FY 2023 Total Request
Cost Center/Program:					
1	Administration	218,234.1	0.0	0.0	0.0
2	Intermodal Transportation	313,644.7	0.0	0.0	0.0
		531,878.8	0.0	0.0	0.0
Expenditure Categories					
	Personal Services	0.0	0.0	0.0	0.0
	Employee Related Expenses	0.0	0.0	0.0	0.0
	Professional and Outside Services	0.0	0.0	0.0	0.0
	Travel In-State	0.0	0.0	0.0	0.0
	Travel Out of State	0.0	0.0	0.0	0.0
	Food	0.0	0.0	0.0	0.0
	Aid to Organizations and Individuals	0.0	0.0	0.0	0.0
	Other Operating Expenses	0.0	0.0	0.0	0.0
	Equipment	0.0	0.0	0.0	0.0
	Capital Outlay	531,878.8	0.0	0.0	0.0
	Debt Service	0.0	0.0	0.0	0.0
	Cost Allocation	0.0	0.0	0.0	0.0
	Transfers	0.0	0.0	0.0	0.0
Expenditure Categories Total:		531,878.8	0.0	0.0	0.0
Fund Total:		531,878.8	0.0	0.0	0.0

Summary of Expenditure and Budget Request for Selected Funds

Agency:	Department of Transportation
Fund:	DT2030 State Highway Fund (Appropriated)

		FY 2021 Actual	FY 2022 Expd. Plan	FY 2023 Fund. Issue	FY 2023 Total Request
Cost Center/Program:					
1	Administration	67,483.0	74,356.3	(2,041.7)	72,314.6
2	Intermodal Transportation	213,682.3	245,657.2	1,716.8	247,374.0
3	Motor Vehicle Division	87,967.1	94,690.6	5,751.0	100,441.6
		369,132.4	414,704.1	5,426.1	420,130.2
Expenditure Categories					
	FTE	3,344.0	0.0	84.0	84.0
	Personal Services	154,680.7	158,185.6	2,889.8	161,075.4
	Employee Related Expenses	68,103.7	72,023.9	1,687.9	73,711.8
	Professional and Outside Services	14,130.1	16,698.4	300.0	16,998.4
	Travel In-State	548.6	969.1	0.0	969.1
	Travel Out of State	(0.3)	149.1	0.0	149.1
	Food	3.5	0.7	0.0	0.7
	Aid to Organizations and Individuals	2.2	4.5	0.0	4.5
	Other Operating Expenses	164,783.4	201,477.0	(6,551.6)	194,925.4
	Equipment	18,636.8	19,664.0	7,100.0	26,764.0
	Capital Outlay	518.9	1.1	0.0	1.1
	Debt Service	0.0	0.0	0.0	0.0
	Cost Allocation	(53,353.4)	(54,800.0)	0.0	(54,800.0)
	Transfers	1,078.2	330.7	0.0	330.7
Expenditure Categories Total:		369,132.4	414,704.1	5,426.1	420,130.2
Fund Total:		369,132.4	414,704.1	5,426.1	420,130.2

Summary of Expenditure and Budget Request for Selected Funds

Agency:	Department of Transportation
Fund:	DT2030 State Highway Fund (Non-Appropriated)

		FY 2021 Actual	FY 2022 Expd. Plan	FY 2023 Fund. Issue	FY 2023 Total Request
Cost Center/Program:					
1	Administration	112,161.6	2,459.9	0.0	2,459.9
2	Intermodal Transportation	443,764.5	50.0	0.0	50.0
3	Motor Vehicle Division	5,666.9	4,600.6	0.0	4,600.6
		561,593.0	7,110.5	0.0	7,110.5
Expenditure Categories					
	FTE	13.0	0.0	0.0	0.0
	Personal Services	429.0	526.5	0.0	526.5
	Employee Related Expenses	161.5	211.9	0.0	211.9
	Professional and Outside Services	57.8	0.0	0.0	0.0
	Travel In-State	0.0	10.0	0.0	10.0
	Travel Out of State	0.0	0.0	0.0	0.0
	Food	0.0	0.0	0.0	0.0
	Aid to Organizations and Individuals	0.0	0.0	0.0	0.0
	Other Operating Expenses	7,793.3	6,361.5	0.0	6,361.5
	Equipment	0.0	0.0	0.0	0.0
	Capital Outlay	553,151.5	0.6	0.0	0.6
	Debt Service	0.0	0.0	0.0	0.0
	Cost Allocation	0.0	0.0	0.0	0.0
	Transfers	0.0	0.0	0.0	0.0
Expenditure Categories Total:		561,593.0	7,110.5	0.0	7,110.5
Fund Total:		561,593.0	7,110.5	0.0	7,110.5

Summary of Expenditure and Budget Request for Selected Funds

Agency:	Department of Transportation
Fund:	DT2031 Arizona Highways Magazine Fund (Non-Appropriated)

		FY 2021 Actual	FY 2022 Expd. Plan	FY 2023 Fund. Issue	FY 2023 Total Request
Cost Center/Program:					
1	Administration	4,810.3	4,830.9	0.0	4,830.9
		4,810.3	4,830.9	0.0	4,830.9
Expenditure Categories					
	FTE	17.0	0.0	0.0	0.0
	Personal Services	1,197.2	1,165.5	0.0	1,165.5
	Employee Related Expenses	453.9	462.7	0.0	462.7
	Professional and Outside Services	484.0	301.0	0.0	301.0
	Travel In-State	1.4	3.7	0.0	3.7
	Travel Out of State	0.0	10.7	0.0	10.7
	Food	0.0	0.0	0.0	0.0
	Aid to Organizations and Individuals	0.0	0.0	0.0	0.0
	Other Operating Expenses	2,668.1	2,869.9	0.0	2,869.9
	Equipment	5.9	17.4	0.0	17.4
	Capital Outlay	0.0	0.0	0.0	0.0
	Debt Service	0.0	0.0	0.0	0.0
	Cost Allocation	0.0	0.0	0.0	0.0
	Transfers	0.0	0.0	0.0	0.0
Expenditure Categories Total:		4,810.3	4,830.9	0.0	4,830.9
Fund Total:		4,810.3	4,830.9	0.0	4,830.9

Summary of Expenditure and Budget Request for Selected Funds

Agency:	Department of Transportation
Fund:	DT2044 Highway Damage Recovery Account Fund (Appropriated)

		FY 2021 Actual	FY 2022 Expd. Plan	FY 2023 Fund. Issue	FY 2023 Total Request
Cost Center/Program:					
2	Intermodal Transportation	5,392.3	8,000.0	0.0	8,000.0
		5,392.3	8,000.0	0.0	8,000.0
Expenditure Categories					
	Personal Services	0.0	0.0	0.0	0.0
	Employee Related Expenses	0.0	0.0	0.0	0.0
	Professional and Outside Services	0.0	0.0	0.0	0.0
	Travel In-State	0.0	0.0	0.0	0.0
	Travel Out of State	0.0	0.0	0.0	0.0
	Food	0.0	0.0	0.0	0.0
	Aid to Organizations and Individuals	0.0	0.0	0.0	0.0
	Other Operating Expenses	5,392.3	8,000.0	0.0	8,000.0
	Equipment	0.0	0.0	0.0	0.0
	Capital Outlay	0.0	0.0	0.0	0.0
	Debt Service	0.0	0.0	0.0	0.0
	Cost Allocation	0.0	0.0	0.0	0.0
	Transfers	0.0	0.0	0.0	0.0
	Expenditure Categories Total:	5,392.3	8,000.0	0.0	8,000.0
	Fund Total:	5,392.3	8,000.0	0.0	8,000.0

Summary of Expenditure and Budget Request for Selected Funds

Agency:	Department of Transportation
Fund:	DT2071 Transportation Department Equipment Fund (Appropriated)

		FY 2021 Actual	FY 2022 Expd. Plan	FY 2023 Fund. Issue	FY 2023 Total Request
Cost Center/Program:					
2	Intermodal Transportation	18,583.7	19,285.2	0.0	19,285.2
		18,583.7	19,285.2	0.0	19,285.2
Expenditure Categories					
	FTE	177.0	0.0	0.0	0.0
	Personal Services	9,212.0	9,199.7	0.0	9,199.7
	Employee Related Expenses	4,132.3	4,101.5	0.0	4,101.5
	Professional and Outside Services	216.9	20.0	0.0	20.0
	Travel In-State	40.6	2.0	0.0	2.0
	Travel Out of State	1.2	0.0	0.0	0.0
	Food	0.0	0.0	0.0	0.0
	Aid to Organizations and Individuals	0.0	0.0	0.0	0.0
	Other Operating Expenses	4,812.3	5,962.0	0.0	5,962.0
	Equipment	158.5	0.0	0.0	0.0
	Capital Outlay	9.9	0.0	0.0	0.0
	Debt Service	0.0	0.0	0.0	0.0
	Cost Allocation	0.0	0.0	0.0	0.0
	Transfers	0.0	0.0	0.0	0.0
	Expenditure Categories Total:	18,583.7	19,285.2	0.0	19,285.2
Fund Total:		18,583.7	19,285.2	0.0	19,285.2

Summary of Expenditure and Budget Request for Selected Funds

Agency:	Department of Transportation
Fund:	DT2097 ADOT Federal Programs Fund (Non-Appropriated)

		FY 2021 Actual	FY 2022 Expd. Plan	FY 2023 Fund. Issue	FY 2023 Total Request
Cost Center/Program:					
1	Administration	0.0	0.0	0.0	0.0
2	Intermodal Transportation	30,839.2	0.0	0.0	0.0
		30,839.2	0.0	0.0	0.0
Expenditure Categories					
	FTE	10.0	0.0	0.0	0.0
	Personal Services	0.0	0.0	0.0	0.0
	Employee Related Expenses	0.0	0.0	0.0	0.0
	Professional and Outside Services	0.0	0.0	0.0	0.0
	Travel In-State	0.0	0.0	0.0	0.0
	Travel Out of State	0.0	0.0	0.0	0.0
	Food	0.0	0.0	0.0	0.0
	Aid to Organizations and Individuals	0.0	0.0	0.0	0.0
	Other Operating Expenses	0.0	0.0	0.0	0.0
	Equipment	0.0	0.0	0.0	0.0
	Capital Outlay	30,839.2	0.0	0.0	0.0
	Debt Service	0.0	0.0	0.0	0.0
	Cost Allocation	0.0	0.0	0.0	0.0
	Transfers	0.0	0.0	0.0	0.0
Expenditure Categories Total:		30,839.2	0.0	0.0	0.0
Fund Total:		30,839.2	0.0	0.0	0.0

Summary of Expenditure and Budget Request for Selected Funds

Agency:	Department of Transportation
Fund:	DT2108 Safety Enforcement and Transportation Infrastructure Fund (Appropriate

		FY 2021 Actual	FY 2022 Expd. Plan	FY 2023 Fund. Issue	FY 2023 Total Request
Cost Center/Program:					
1	Administration	0.6	0.0	0.0	0.0
2	Intermodal Transportation	280.0	0.0	0.0	0.0
3	Motor Vehicle Division	316.1	0.0	0.0	0.0
		596.7	0.0	0.0	0.0
Expenditure Categories					
	Personal Services	185.2	0.0	0.0	0.0
	Employee Related Expenses	88.8	0.0	0.0	0.0
	Professional and Outside Services	0.0	0.0	0.0	0.0
	Travel In-State	2.2	0.0	0.0	0.0
	Travel Out of State	0.0	0.0	0.0	0.0
	Food	0.0	0.0	0.0	0.0
	Aid to Organizations and Individuals	0.0	0.0	0.0	0.0
	Other Operating Expenses	320.4	0.0	0.0	0.0
	Equipment	0.2	0.0	0.0	0.0
	Capital Outlay	0.0	0.0	0.0	0.0
	Debt Service	0.0	0.0	0.0	0.0
	Cost Allocation	0.0	0.0	0.0	0.0
	Transfers	0.0	0.0	0.0	0.0
Expenditure Categories Total:		596.7	0.0	0.0	0.0
Fund Total:		596.7	0.0	0.0	0.0

Summary of Expenditure and Budget Request for Selected Funds

Agency:	Department of Transportation
Fund:	DT2150 Abandoned Vehicles Administration Fund (Non-Appropriated)

		FY 2021 Actual	FY 2022 Expd. Plan	FY 2023 Fund. Issue	FY 2023 Total Request
Cost Center/Program:					
3	Motor Vehicle Division	1,428.2	1,000.0	0.0	1,000.0
		1,428.2	1,000.0	0.0	1,000.0
Expenditure Categories					
	Personal Services	0.0	0.0	0.0	0.0
	Employee Related Expenses	0.0	0.0	0.0	0.0
	Professional and Outside Services	0.0	0.0	0.0	0.0
	Travel In-State	0.0	0.0	0.0	0.0
	Travel Out of State	0.0	0.0	0.0	0.0
	Food	0.0	0.0	0.0	0.0
	Aid to Organizations and Individuals	0.0	0.0	0.0	0.0
	Other Operating Expenses	1,428.2	1,000.0	0.0	1,000.0
	Equipment	0.0	0.0	0.0	0.0
	Capital Outlay	0.0	0.0	0.0	0.0
	Debt Service	0.0	0.0	0.0	0.0
	Cost Allocation	0.0	0.0	0.0	0.0
	Transfers	0.0	0.0	0.0	0.0
Expenditure Categories Total:		1,428.2	1,000.0	0.0	1,000.0
Fund Total:		1,428.2	1,000.0	0.0	1,000.0

Summary of Expenditure and Budget Request for Selected Funds

Agency:	Department of Transportation
Fund:	DT2208 Ignition Interlock Device Fund (Appropriated)

	FY 2021 Actual	FY 2022 Expd. Plan	FY 2023 Fund. Issue	FY 2023 Total Request
Cost Center/Program:				
3 Motor Vehicle Division	296.9	351.1	0.0	351.1
	296.9	351.1	0.0	351.1
Expenditure Categories				
FTE	6.0	0.0	0.0	0.0
Personal Services	186.9	236.6	0.0	236.6
Employee Related Expenses	108.2	113.0	0.0	113.0
Professional and Outside Services	0.0	0.0	0.0	0.0
Travel In-State	0.0	0.1	0.0	0.1
Travel Out of State	0.0	0.0	0.0	0.0
Food	0.0	0.0	0.0	0.0
Aid to Organizations and Individuals	0.0	0.0	0.0	0.0
Other Operating Expenses	1.9	1.4	0.0	1.4
Equipment	0.0	0.0	0.0	0.0
Capital Outlay	0.0	0.0	0.0	0.0
Debt Service	0.0	0.0	0.0	0.0
Cost Allocation	0.0	0.0	0.0	0.0
Transfers	0.0	0.0	0.0	0.0
Expenditure Categories Total:	296.9	351.1	0.0	351.1
Fund Total:	296.9	351.1	0.0	351.1

Summary of Expenditure and Budget Request for Selected Funds

Agency:	Department of Transportation
Fund:	DT2226 Air Quality Fund (Appropriated)

		FY 2021 Actual	FY 2022 Expd. Plan	FY 2023 Fund. Issue	FY 2023 Total Request
Cost Center/Program:					
1	Administration	0.1	0.1	0.0	0.1
2	Intermodal Transportation	45.9	251.0	0.0	251.0
3	Motor Vehicle Division	183.6	73.4	0.0	73.4
		229.6	324.5	0.0	324.5
Expenditure Categories					
	Personal Services	16.8	30.0	0.0	30.0
	Employee Related Expenses	7.3	12.8	0.0	12.8
	Professional and Outside Services	20.5	204.1	0.0	204.1
	Travel In-State	0.0	0.0	0.0	0.0
	Travel Out of State	0.0	0.3	0.0	0.3
	Food	0.0	0.0	0.0	0.0
	Aid to Organizations and Individuals	0.0	2.8	0.0	2.8
	Other Operating Expenses	185.0	74.4	0.0	74.4
	Equipment	0.0	0.1	0.0	0.1
	Capital Outlay	0.0	0.0	0.0	0.0
	Debt Service	0.0	0.0	0.0	0.0
	Cost Allocation	0.0	0.0	0.0	0.0
	Transfers	0.0	0.0	0.0	0.0
Expenditure Categories Total:		229.6	324.5	0.0	324.5
Fund Total:		229.6	324.5	0.0	324.5

Summary of Expenditure and Budget Request for Selected Funds

Agency:	Department of Transportation
Fund:	DT2244 Economic Strength Project Fund (Non-Appropriated)

		FY 2021 Actual	FY 2022 Expd. Plan	FY 2023 Fund. Issue	FY 2023 Total Request
Cost Center/Program:					
2	Intermodal Transportation	711.6	1,000.0	0.0	1,000.0
		711.6	1,000.0	0.0	1,000.0
Expenditure Categories					
	Personal Services	0.0	0.0	0.0	0.0
	Employee Related Expenses	0.0	0.0	0.0	0.0
	Professional and Outside Services	0.0	0.0	0.0	0.0
	Travel In-State	0.0	0.0	0.0	0.0
	Travel Out of State	0.0	0.0	0.0	0.0
	Food	0.0	0.0	0.0	0.0
	Aid to Organizations and Individuals	0.0	0.0	0.0	0.0
	Other Operating Expenses	0.0	0.0	0.0	0.0
	Equipment	0.0	0.0	0.0	0.0
	Capital Outlay	711.6	1,000.0	0.0	1,000.0
	Debt Service	0.0	0.0	0.0	0.0
	Cost Allocation	0.0	0.0	0.0	0.0
	Transfers	0.0	0.0	0.0	0.0
	Expenditure Categories Total:	711.6	1,000.0	0.0	1,000.0
	Fund Total:	711.6	1,000.0	0.0	1,000.0

Summary of Expenditure and Budget Request for Selected Funds

Agency:	Department of Transportation
Fund:	DT2272 Vehicle Inspection and Certificate of Title Enforcement Fund (Appropriat

		FY 2021 Actual	FY 2022 Expd. Plan	FY 2023 Fund. Issue	FY 2023 Total Request
Cost Center/Program:					
1	Administration	0.4	0.8	0.0	0.8
3	Motor Vehicle Division	1,369.4	2,093.8	(300.0)	1,793.8
		1,369.8	2,094.6	(300.0)	1,794.6
Expenditure Categories					
	FTE	25.0	0.0	0.0	0.0
	Personal Services	896.0	1,344.7	(215.0)	1,129.7
	Employee Related Expenses	406.8	664.4	(85.0)	579.4
	Professional and Outside Services	0.0	0.0	0.0	0.0
	Travel In-State	0.7	0.0	0.0	0.0
	Travel Out of State	0.0	0.0	0.0	0.0
	Food	0.0	0.0	0.0	0.0
	Aid to Organizations and Individuals	0.0	0.0	0.0	0.0
	Other Operating Expenses	52.6	73.5	0.0	73.5
	Equipment	13.7	12.0	0.0	12.0
	Capital Outlay	0.0	0.0	0.0	0.0
	Debt Service	0.0	0.0	0.0	0.0
	Cost Allocation	0.0	0.0	0.0	0.0
	Transfers	0.0	0.0	0.0	0.0
Expenditure Categories Total:		1,369.8	2,094.6	(300.0)	1,794.6
Fund Total:		1,369.8	2,094.6	(300.0)	1,794.6

Summary of Expenditure and Budget Request for Selected Funds

Agency:	Department of Transportation
Fund:	DT2285 Motor Vehicle Liability Insurance Enforcement Fund (Appropriated)

		FY 2021 Actual	FY 2022 Expd. Plan	FY 2023 Fund. Issue	FY 2023 Total Request
Cost Center/Program:					
1	Administration	0.7	1.2	931.9	933.1
3	Motor Vehicle Division	1,692.1	1,771.0	1,298.5	3,069.5
		1,692.8	1,772.2	2,230.4	4,002.6
Expenditure Categories					
	FTE	19.0	0.0	0.0	0.0
	Personal Services	958.1	974.4	215.0	1,189.4
	Employee Related Expenses	448.8	488.0	85.0	573.0
	Professional and Outside Services	227.3	0.0	0.0	0.0
	Travel In-State	0.0	1.5	0.0	1.5
	Travel Out of State	0.0	1.0	0.0	1.0
	Food	0.0	0.0	0.0	0.0
	Aid to Organizations and Individuals	2.5	0.0	0.0	0.0
	Other Operating Expenses	40.5	307.3	0.0	307.3
	Equipment	15.5	0.0	1,930.4	1,930.4
	Capital Outlay	0.0	0.0	0.0	0.0
	Debt Service	0.0	0.0	0.0	0.0
	Cost Allocation	0.0	0.0	0.0	0.0
	Transfers	0.0	0.0	0.0	0.0
Expenditure Categories Total:		1,692.8	1,772.2	2,230.4	4,002.6
Fund Total:		1,692.8	1,772.2	2,230.4	4,002.6

Summary of Expenditure and Budget Request for Selected Funds

Agency:	Department of Transportation
Fund:	DT2380 Motor Carrier Safety Revolving Fund (Non-Appropriated)

		FY 2021 Actual	FY 2022 Expd. Plan	FY 2023 Fund. Issue	FY 2023 Total Request
Cost Center/Program:					
3	Motor Vehicle Division	7.6	0.5	0.0	0.5
		7.6	0.5	0.0	0.5
Expenditure Categories					
	Personal Services	0.0	0.0	0.0	0.0
	Employee Related Expenses	0.0	0.0	0.0	0.0
	Professional and Outside Services	0.0	0.0	0.0	0.0
	Travel In-State	0.0	0.0	0.0	0.0
	Travel Out of State	0.0	0.0	0.0	0.0
	Food	0.0	0.0	0.0	0.0
	Aid to Organizations and Individuals	0.0	0.0	0.0	0.0
	Other Operating Expenses	2.3	0.0	0.0	0.0
	Equipment	5.3	0.5	0.0	0.5
	Capital Outlay	0.0	0.0	0.0	0.0
	Debt Service	0.0	0.0	0.0	0.0
	Cost Allocation	0.0	0.0	0.0	0.0
	Transfers	0.0	0.0	0.0	0.0
	Expenditure Categories Total:	7.6	0.5	0.0	0.5
		7.6	0.5	0.0	0.5
Fund Total:		7.6	0.5	0.0	0.5

Summary of Expenditure and Budget Request for Selected Funds

Agency:	Department of Transportation
Fund:	DT2414 Shared Location & Advertisement Agreement Expense (Non-Appropriate)

	FY 2021 Actual	FY 2022 Expd. Plan	FY 2023 Fund. Issue	FY 2023 Total Request
Cost Center/Program:				
1 Administration	0.0	0.0	0.0	0.0
3 Motor Vehicle Division	0.2	0.0	0.0	0.0
	0.2	0.0	0.0	0.0
Expenditure Categories				
Personal Services	0.0	0.0	0.0	0.0
Employee Related Expenses	0.0	0.0	0.0	0.0
Professional and Outside Services	0.0	0.0	0.0	0.0
Travel In-State	0.0	0.0	0.0	0.0
Travel Out of State	0.0	0.0	0.0	0.0
Food	0.0	0.0	0.0	0.0
Aid to Organizations and Individuals	0.0	0.0	0.0	0.0
Other Operating Expenses	0.0	0.0	0.0	0.0
Equipment	0.2	0.0	0.0	0.0
Capital Outlay	0.0	0.0	0.0	0.0
Debt Service	0.0	0.0	0.0	0.0
Cost Allocation	0.0	0.0	0.0	0.0
Transfers	0.0	0.0	0.0	0.0
Expenditure Categories Total:	0.2	0.0	0.0	0.0
Fund Total:	0.2	0.0	0.0	0.0

Summary of Expenditure and Budget Request for Selected Funds

Agency:	Department of Transportation
Fund:	DT2449 Employee Recognition Fund (Non-Appropriated)

		FY 2021 Actual	FY 2022 Expd. Plan	FY 2023 Fund. Issue	FY 2023 Total Request
Cost Center/Program:					
1	Administration	9.6	13.0	0.0	13.0
		9.6	13.0	0.0	13.0
Expenditure Categories					
	Personal Services	0.0	0.0	0.0	0.0
	Employee Related Expenses	0.0	0.0	0.0	0.0
	Professional and Outside Services	0.0	0.0	0.0	0.0
	Travel In-State	0.0	0.0	0.0	0.0
	Travel Out of State	0.0	0.0	0.0	0.0
	Food	0.0	0.0	0.0	0.0
	Aid to Organizations and Individuals	0.0	0.0	0.0	0.0
	Other Operating Expenses	9.6	13.0	0.0	13.0
	Equipment	0.0	0.0	0.0	0.0
	Capital Outlay	0.0	0.0	0.0	0.0
	Debt Service	0.0	0.0	0.0	0.0
	Cost Allocation	0.0	0.0	0.0	0.0
	Transfers	0.0	0.0	0.0	0.0
	Expenditure Categories Total:	9.6	13.0	0.0	13.0
	Fund Total:	9.6	13.0	0.0	13.0

Summary of Expenditure and Budget Request for Selected Funds

Agency:	Department of Transportation
Fund:	DT2463 Grant Anticipation Notes Fund (Non-Appropriated)

		FY 2021 Actual	FY 2022 Expd. Plan	FY 2023 Fund. Issue	FY 2023 Total Request
Cost Center/Program:					
1	Administration	60,256.5	0.0	0.0	0.0
2	Intermodal Transportation	7,366.4	0.0	0.0	0.0
		67,623.0	0.0	0.0	0.0
Expenditure Categories					
	Personal Services	0.0	0.0	0.0	0.0
	Employee Related Expenses	0.0	0.0	0.0	0.0
	Professional and Outside Services	0.0	0.0	0.0	0.0
	Travel In-State	0.0	0.0	0.0	0.0
	Travel Out of State	0.0	0.0	0.0	0.0
	Food	0.0	0.0	0.0	0.0
	Aid to Organizations and Individuals	0.0	0.0	0.0	0.0
	Other Operating Expenses	0.0	0.0	0.0	0.0
	Equipment	0.0	0.0	0.0	0.0
	Capital Outlay	67,623.0	0.0	0.0	0.0
	Debt Service	0.0	0.0	0.0	0.0
	Cost Allocation	0.0	0.0	0.0	0.0
	Transfers	0.0	0.0	0.0	0.0
	Expenditure Categories Total:	67,623.0	0.0	0.0	0.0
	Fund Total:	67,623.0	0.0	0.0	0.0

Summary of Expenditure and Budget Request for Selected Funds

Agency:	Department of Transportation
Fund:	DT2500 IGA and ISA Fund (Non-Appropriated)

		FY 2021 Actual	FY 2022 Expd. Plan	FY 2023 Fund. Issue	FY 2023 Total Request
Cost Center/Program:					
1	Administration	11,084.4	1,354.4	186.7	1,541.1
2	Intermodal Transportation	70.3	0.0	0.0	0.0
		11,154.7	1,354.4	186.7	1,541.1
Expenditure Categories					
	FTE	6.0	0.0	0.0	0.0
	Personal Services	207.6	343.8	0.0	343.8
	Employee Related Expenses	86.3	160.9	0.0	160.9
	Professional and Outside Services	75.4	750.3	0.0	750.3
	Travel In-State	0.0	0.0	0.0	0.0
	Travel Out of State	0.0	0.0	0.0	0.0
	Food	0.0	0.0	0.0	0.0
	Aid to Organizations and Individuals	1.4	0.0	0.0	0.0
	Other Operating Expenses	9,351.5	84.0	186.7	270.7
	Equipment	364.3	15.4	0.0	15.4
	Capital Outlay	0.0	0.0	0.0	0.0
	Debt Service	0.0	0.0	0.0	0.0
	Cost Allocation	1,068.1	0.0	0.0	0.0
	Transfers	0.0	0.0	0.0	0.0
Expenditure Categories Total:		11,154.7	1,354.4	186.7	1,541.1
Fund Total:		11,154.7	1,354.4	186.7	1,541.1

Summary of Expenditure and Budget Request for Selected Funds

Agency:	Department of Transportation
Fund:	DT2650 Statewide Special Plates Fund (Non-Appropriated)

		FY 2021 Actual	FY 2022 Expd. Plan	FY 2023 Fund. Issue	FY 2023 Total Request
Cost Center/Program:					
3	Motor Vehicle Division	4,567.5	5,252.6	0.0	5,252.6
		4,567.5	5,252.6	0.0	5,252.6
Expenditure Categories					
	Personal Services	0.0	0.0	0.0	0.0
	Employee Related Expenses	0.0	0.0	0.0	0.0
	Professional and Outside Services	0.0	0.0	0.0	0.0
	Travel In-State	0.0	0.0	0.0	0.0
	Travel Out of State	0.0	0.0	0.0	0.0
	Food	0.0	0.0	0.0	0.0
	Aid to Organizations and Individuals	4,567.5	5,252.6	0.0	5,252.6
	Other Operating Expenses	0.0	0.0	0.0	0.0
	Equipment	0.0	0.0	0.0	0.0
	Capital Outlay	0.0	0.0	0.0	0.0
	Debt Service	0.0	0.0	0.0	0.0
	Cost Allocation	0.0	0.0	0.0	0.0
	Transfers	0.0	0.0	0.0	0.0
Expenditure Categories Total:		4,567.5	5,252.6	0.0	5,252.6
Fund Total:		4,567.5	5,252.6	0.0	5,252.6

Summary of Expenditure and Budget Request for Selected Funds

Agency:	Department of Transportation
Fund:	DT2975 Title VI - Coronavirus Relief Fund - NEW (Non-Appropriated)

		FY 2021 Actual	FY 2022 Expd. Plan	FY 2023 Fund. Issue	FY 2023 Total Request
Cost Center/Program:					
3	Motor Vehicle Division	2,877.1	0.0	0.0	0.0
		2,877.1	0.0	0.0	0.0
Expenditure Categories					
	Personal Services	2,148.0	0.0	0.0	0.0
	Employee Related Expenses	729.1	0.0	0.0	0.0
	Professional and Outside Services	0.0	0.0	0.0	0.0
	Travel In-State	0.0	0.0	0.0	0.0
	Travel Out of State	0.0	0.0	0.0	0.0
	Food	0.0	0.0	0.0	0.0
	Aid to Organizations and Individuals	0.0	0.0	0.0	0.0
	Other Operating Expenses	0.0	0.0	0.0	0.0
	Equipment	0.0	0.0	0.0	0.0
	Capital Outlay	0.0	0.0	0.0	0.0
	Debt Service	0.0	0.0	0.0	0.0
	Cost Allocation	0.0	0.0	0.0	0.0
	Transfers	0.0	0.0	0.0	0.0
Expenditure Categories Total:		2,877.1	0.0	0.0	0.0
Fund Total:		2,877.1	0.0	0.0	0.0

Summary of Expenditure and Budget Request for Selected Funds

Agency:	Department of Transportation
Fund:	DT2980 Governor's Emergency Education Relief Fund (Non-Appropriated)

		FY 2021 Actual	FY 2022 Expd. Plan	FY 2023 Fund. Issue	FY 2023 Total Request
Cost Center/Program:					
1	Administration	111.7	(54.9)	54.9	0.0
2	Intermodal Transportation	993.3	(316.6)	316.6	0.0
		1,104.9	(371.5)	371.5	0.0
Expenditure Categories					
	FTE	0.0	0.0	0.0	0.0
	Personal Services	74.7	(31.3)	31.3	0.0
	Employee Related Expenses	21.8	(7.9)	7.9	0.0
	Professional and Outside Services	898.5	(265.9)	265.9	0.0
	Travel In-State	0.0	0.0	0.0	0.0
	Travel Out of State	0.0	0.0	0.0	0.0
	Food	0.0	0.0	0.0	0.0
	Aid to Organizations and Individuals	0.0	0.0	0.0	0.0
	Other Operating Expenses	0.0	0.0	0.0	0.0
	Equipment	0.0	0.0	0.0	0.0
	Capital Outlay	11.5	(11.5)	11.5	0.0
	Debt Service	0.0	0.0	0.0	0.0
	Cost Allocation	98.5	(54.9)	54.9	0.0
	Transfers	0.0	0.0	0.0	0.0
	Expenditure Categories Total:	1,104.9	(371.5)	371.5	0.0
	Fund Total:	1,104.9	(371.5)	371.5	0.0

Summary of Expenditure and Budget Request for Selected Funds

Agency:	Department of Transportation
Fund:	DT3113 Highway User Revenue Fund (Appropriated)

		FY 2021 Actual	FY 2022 Expd. Plan	FY 2023 Fund. Issue	FY 2023 Total Request
Cost Center/Program:					
1	Administration	1.2	16.9	0.0	16.9
3	Motor Vehicle Division	649.0	684.7	0.0	684.7
		650.2	701.6	0.0	701.6
Expenditure Categories					
	FTE	7.0	0.0	0.0	0.0
	Personal Services	404.0	387.4	0.0	387.4
	Employee Related Expenses	178.8	220.7	0.0	220.7
	Professional and Outside Services	0.2	0.0	0.0	0.0
	Travel In-State	1.2	2.7	0.0	2.7
	Travel Out of State	0.0	1.0	0.0	1.0
	Food	0.0	0.0	0.0	0.0
	Aid to Organizations and Individuals	0.0	0.0	0.0	0.0
	Other Operating Expenses	49.3	89.8	0.0	89.8
	Equipment	16.7	0.0	0.0	0.0
	Capital Outlay	0.0	0.0	0.0	0.0
	Debt Service	0.0	0.0	0.0	0.0
	Cost Allocation	0.0	0.0	0.0	0.0
	Transfers	0.0	0.0	0.0	0.0
Expenditure Categories Total:		650.2	701.6	0.0	701.6
Fund Total:		650.2	701.6	0.0	701.6

Summary of Expenditure and Budget Request for Selected Funds

Agency:	Department of Transportation
Fund:	DT3113 Highway User Revenue Fund (Non-Appropriated)

		FY 2021 Actual	FY 2022 Expd. Plan	FY 2023 Fund. Issue	FY 2023 Total Request
Cost Center/Program:					
1	Administration	785,238.5	0.0	0.0	0.0
		785,238.5	0.0	0.0	0.0
Expenditure Categories					
	Personal Services	0.0	0.0	0.0	0.0
	Employee Related Expenses	0.0	0.0	0.0	0.0
	Professional and Outside Services	0.0	0.0	0.0	0.0
	Travel In-State	0.0	0.0	0.0	0.0
	Travel Out of State	0.0	0.0	0.0	0.0
	Food	0.0	0.0	0.0	0.0
	Aid to Organizations and Individuals	785,238.5	0.0	0.0	0.0
	Other Operating Expenses	0.0	0.0	0.0	0.0
	Equipment	0.0	0.0	0.0	0.0
	Capital Outlay	0.0	0.0	0.0	0.0
	Debt Service	0.0	0.0	0.0	0.0
	Cost Allocation	0.0	0.0	0.0	0.0
	Transfers	0.0	0.0	0.0	0.0
Expenditure Categories Total:		785,238.5	0.0	0.0	0.0
Fund Total:		785,238.5	0.0	0.0	0.0

Summary of Expenditure and Budget Request for Selected Funds

Agency:	Department of Transportation
Fund:	DT3701 Local Agency Deposits Fund (Non-Appropriated)

		FY 2021 Actual	FY 2022 Expd. Plan	FY 2023 Fund. Issue	FY 2023 Total Request
Cost Center/Program:					
2	Intermodal Transportation	88,843.3	0.0	0.0	0.0
		88,843.3	0.0	0.0	0.0
Expenditure Categories					
	Personal Services	0.0	0.0	0.0	0.0
	Employee Related Expenses	0.0	0.0	0.0	0.0
	Professional and Outside Services	0.0	0.0	0.0	0.0
	Travel In-State	0.0	0.0	0.0	0.0
	Travel Out of State	0.0	0.0	0.0	0.0
	Food	0.0	0.0	0.0	0.0
	Aid to Organizations and Individuals	0.0	0.0	0.0	0.0
	Other Operating Expenses	0.0	0.0	0.0	0.0
	Equipment	0.0	0.0	0.0	0.0
	Capital Outlay	88,843.3	0.0	0.0	0.0
	Debt Service	0.0	0.0	0.0	0.0
	Cost Allocation	0.0	0.0	0.0	0.0
	Transfers	0.0	0.0	0.0	0.0
Expenditure Categories Total:		88,843.3	0.0	0.0	0.0
Fund Total:		88,843.3	0.0	0.0	0.0

Summary of Expenditure and Budget Request for Selected Funds

Agency:	Department of Transportation
Fund:	DT3737 Rental Tax and Bond Deposit Fund (Non-Appropriated)

		FY 2021 Actual	FY 2022 Expd. Plan	FY 2023 Fund. Issue	FY 2023 Total Request
Cost Center/Program:					
2	Intermodal Transportation	0.3	0.0	0.0	0.0
		0.3	0.0	0.0	0.0
Expenditure Categories					
	Personal Services	0.0	0.0	0.0	0.0
	Employee Related Expenses	0.0	0.0	0.0	0.0
	Professional and Outside Services	0.0	0.0	0.0	0.0
	Travel In-State	0.0	0.0	0.0	0.0
	Travel Out of State	0.0	0.0	0.0	0.0
	Food	0.0	0.0	0.0	0.0
	Aid to Organizations and Individuals	0.0	0.0	0.0	0.0
	Other Operating Expenses	0.3	0.0	0.0	0.0
	Equipment	0.0	0.0	0.0	0.0
	Capital Outlay	0.0	0.0	0.0	0.0
	Debt Service	0.0	0.0	0.0	0.0
	Cost Allocation	0.0	0.0	0.0	0.0
	Transfers	0.0	0.0	0.0	0.0
Expenditure Categories Total:		0.3	0.0	0.0	0.0
Fund Total:		0.3	0.0	0.0	0.0

Summary of Expenditure and Budget Request for Selected Funds

Agency:	Department of Transportation
Fund:	DT5004 State Highway Fund Bonds Debt Service Fund (Non-Appropriated)

	FY 2021 Actual	FY 2022 Expd. Plan	FY 2023 Fund. Issue	FY 2023 Total Request
Cost Center/Program:				
1 Administration	140,212.7	0.0	0.0	0.0
2 Intermodal Transportation	(49.6)	0.0	0.0	0.0
	140,163.1	0.0	0.0	0.0
Expenditure Categories				
Personal Services	0.0	0.0	0.0	0.0
Employee Related Expenses	0.0	0.0	0.0	0.0
Professional and Outside Services	0.0	0.0	0.0	0.0
Travel In-State	0.0	0.0	0.0	0.0
Travel Out of State	0.0	0.0	0.0	0.0
Food	0.0	0.0	0.0	0.0
Aid to Organizations and Individuals	0.0	0.0	0.0	0.0
Other Operating Expenses	0.0	0.0	0.0	0.0
Equipment	0.0	0.0	0.0	0.0
Capital Outlay	140,163.1	0.0	0.0	0.0
Debt Service	0.0	0.0	0.0	0.0
Cost Allocation	0.0	0.0	0.0	0.0
Transfers	0.0	0.0	0.0	0.0
Expenditure Categories Total:	140,163.1	0.0	0.0	0.0
Fund Total:	140,163.1	0.0	0.0	0.0

Summary of Expenditure and Budget Request for Selected Funds

Agency:	Department of Transportation
Fund:	DT5008 Regional Area Road Fund Debt Service Fund (Non-Appropriated)

		FY 2021 Actual	FY 2022 Expd. Plan	FY 2023 Fund. Issue	FY 2023 Total Request
Cost Center/Program:					
1	Administration	142,397.9	0.0	0.0	0.0
		142,397.9	0.0	0.0	0.0
Expenditure Categories					
	Personal Services	0.0	0.0	0.0	0.0
	Employee Related Expenses	0.0	0.0	0.0	0.0
	Professional and Outside Services	0.0	0.0	0.0	0.0
	Travel In-State	0.0	0.0	0.0	0.0
	Travel Out of State	0.0	0.0	0.0	0.0
	Food	0.0	0.0	0.0	0.0
	Aid to Organizations and Individuals	0.0	0.0	0.0	0.0
	Other Operating Expenses	0.0	0.0	0.0	0.0
	Equipment	0.0	0.0	0.0	0.0
	Capital Outlay	142,397.9	0.0	0.0	0.0
	Debt Service	0.0	0.0	0.0	0.0
	Cost Allocation	0.0	0.0	0.0	0.0
	Transfers	0.0	0.0	0.0	0.0
Expenditure Categories Total:		142,397.9	0.0	0.0	0.0
Fund Total:		142,397.9	0.0	0.0	0.0

Summary of Expenditure and Budget Request for Selected Funds

Agency:	Department of Transportation
Fund:	DT9901 State Motor Vehicle Fleet Recapitalization Fund - NEW (Appropriated)

	FY 2021 Actual	FY 2022 Expd. Plan	FY 2023 Fund. Issue	FY 2023 Total Request
Cost Center/Program:				
4 State Motor Vehicle Fleet	0.0	4,500.0	0.0	4,500.0
	0.0	4,500.0	0.0	4,500.0
Expenditure Categories				
Personal Services	0.0	0.0	0.0	0.0
Employee Related Expenses	0.0	0.0	0.0	0.0
Professional and Outside Services	0.0	0.0	0.0	0.0
Travel In-State	0.0	0.0	0.0	0.0
Travel Out of State	0.0	0.0	0.0	0.0
Food	0.0	0.0	0.0	0.0
Aid to Organizations and Individuals	0.0	0.0	0.0	0.0
Other Operating Expenses	0.0	0.0	0.0	0.0
Equipment	0.0	4,500.0	0.0	4,500.0
Capital Outlay	0.0	0.0	0.0	0.0
Debt Service	0.0	0.0	0.0	0.0
Cost Allocation	0.0	0.0	0.0	0.0
Transfers	0.0	0.0	0.0	0.0
Expenditure Categories Total:	0.0	4,500.0	0.0	4,500.0
Fund Total:	0.0	4,500.0	0.0	4,500.0

Summary of Expenditure and Budget Request for Selected Funds

Agency:	Department of Transportation
Fund:	DT9997 State Vehicle Replacement Fund (Appropriated)

	FY 2021 Actual	FY 2022 Expd. Plan	FY 2023 Fund. Issue	FY 2023 Total Request
Cost Center/Program:				
4 State Motor Vehicle Fleet	0.0	0.0	0.0	0.0
	0.0	0.0	0.0	0.0
Expenditure Categories				
FTE	0.0	0.0	0.0	0.0
Personal Services	0.0	0.0	0.0	0.0
Employee Related Expenses	0.0	0.0	0.0	0.0
Professional and Outside Services	0.0	0.0	0.0	0.0
Travel In-State	0.0	0.0	0.0	0.0
Travel Out of State	0.0	0.0	0.0	0.0
Food	0.0	0.0	0.0	0.0
Aid to Organizations and Individuals	0.0	0.0	0.0	0.0
Other Operating Expenses	0.0	0.0	0.0	0.0
Equipment	0.0	0.0	0.0	0.0
Capital Outlay	0.0	0.0	0.0	0.0
Debt Service	0.0	0.0	0.0	0.0
Cost Allocation	0.0	0.0	0.0	0.0
Transfers	0.0	0.0	0.0	0.0
Expenditure Categories Total:	0.0	0.0	0.0	0.0
Fund Total:	0.0	0.0	0.0	0.0

Summary of Expenditure and Budget Request for Selected Funds

Agency:	Department of Transportation
Fund:	DT9998 State Fleet Operations Fund (Appropriated)

	FY 2021 Actual	FY 2022 Expd. Plan	FY 2023 Fund. Issue	FY 2023 Total Request
Cost Center/Program:				
4 State Motor Vehicle Fleet	0.0	0.0	0.0	0.0
	0.0	0.0	0.0	0.0
Expenditure Categories				
FTE	0.0	0.0	0.0	0.0
Personal Services	0.0	0.0	0.0	0.0
Employee Related Expenses	0.0	0.0	0.0	0.0
Professional and Outside Services	0.0	0.0	0.0	0.0
Travel In-State	0.0	0.0	0.0	0.0
Travel Out of State	0.0	0.0	0.0	0.0
Food	0.0	0.0	0.0	0.0
Aid to Organizations and Individuals	0.0	0.0	0.0	0.0
Other Operating Expenses	0.0	0.0	0.0	0.0
Equipment	0.0	0.0	0.0	0.0
Capital Outlay	0.0	0.0	0.0	0.0
Debt Service	0.0	0.0	0.0	0.0
Cost Allocation	0.0	0.0	0.0	0.0
Transfers	0.0	0.0	0.0	0.0
Expenditure Categories Total:	0.0	0.0	0.0	0.0
Fund Total:	0.0	0.0	0.0	0.0

Summary of Expenditure and Budget Request for Selected Funds

Agency:	Department of Transportation
Fund:	DT9999 State Motor Vehicle Fleet Operations Fund - NEW (Appropriated)

	FY 2021 Actual	FY 2022 Expd. Plan	FY 2023 Fund. Issue	FY 2023 Total Request
Cost Center/Program:				
4 State Motor Vehicle Fleet	0.0	13,767.7	0.0	13,767.7
	0.0	13,767.7	0.0	13,767.7
Expenditure Categories				
Personal Services	0.0	0.0	0.0	0.0
Employee Related Expenses	0.0	0.0	0.0	0.0
Professional and Outside Services	0.0	0.0	0.0	0.0
Travel In-State	0.0	0.0	0.0	0.0
Travel Out of State	0.0	0.0	0.0	0.0
Food	0.0	0.0	0.0	0.0
Aid to Organizations and Individuals	0.0	0.0	0.0	0.0
Other Operating Expenses	0.0	13,767.7	0.0	13,767.7
Equipment	0.0	0.0	0.0	0.0
Capital Outlay	0.0	0.0	0.0	0.0
Debt Service	0.0	0.0	0.0	0.0
Cost Allocation	0.0	0.0	0.0	0.0
Transfers	0.0	0.0	0.0	0.0
Expenditure Categories Total:	0.0	13,767.7	0.0	13,767.7
Fund Total:	0.0	13,767.7	0.0	13,767.7

Summary of Expenditure and Budget Request for Selected Funds

Agency:	Department of Transportation
Fund:	DT9999 State Motor Vehicle Fleet Operations Fund - NEW (Appropriated)

	FY 2021 Actual	FY 2022 Expd. Plan	FY 2023 Fund. Issue	FY 2023 Total Request			
Agency Total for Selected Funds	2,782,130.6	491,005.6	4,614.7	495,620.3			

Program Summary of Expenditures and Budget Request

Agency: Department of Transportation
Program: Administration

		FY 2021 Actual	FY 2022 Expd. Plan	FY 2023 Fund. Issue	FY 2023 Total Request
Program Summary					
1-1	Director's Office/Transportation Board	854.8	1,796.6	0.0	1,796.6
1-2	Transportation Support Services	1,526,114.8	58,898.0	(7,968.2)	50,929.8
1-3	Arizona Highways Magazine	4,810.3	4,830.9	0.0	4,830.9
1-4	SLI Attorney General Legal Services	3,623.7	3,623.7	0.0	3,623.7
1-7	SLI Vehicle Replacement	13,770.0	15,300.0	7,100.0	22,400.0
1-8	SLI Vehicle License Tax Deposit	0.0	3,300.0	(3,300.0)	0.0
Program Summary Total:		1,549,173.6	87,749.2	(4,168.2)	83,581.0
Expenditure Categories					
0000	FTE Positions	622.8	0.0	1.0	1.0
6000	Personal Services	34,352.0	36,800.8	72.0	36,872.8
6100	Employee Related Expenses	15,550.2	16,653.7	32.3	16,686.0
6200	Professional and Outside Services	12,140.2	13,161.6	0.0	13,161.6
6500	Travel In-State	36.9	110.7	0.0	110.7
6600	Travel Out of State	(0.6)	110.9	0.0	110.9
6700	Food	0.0	0.0	0.0	0.0
6800	Aid to Organizations and Individuals	785,240.3	0.0	0.0	0.0
7000	Other Operating Expenses	60,211.8	54,465.4	(9,059.3)	45,406.1
8000	Equipment	16,896.5	17,899.8	8,031.9	25,931.7
8100	Capital Outlay	676,104.8	10.5	0.0	10.5
8600	Debt Service	0.0	0.0	0.0	0.0
9000	Cost Allocation	(52,186.8)	(54,854.9)	54.9	(54,800.0)
9100	Transfers	828.2	3,390.7	(3,300.0)	90.7
Expenditure Categories Total:		1,549,173.6	87,749.2	(4,168.2)	83,581.0
Fund Source					
Appropriated Funds					
AA1000-A	General Fund (Appropriated)	187.3	3,300.0	(3,300.0)	0.0
DT2005-A	State Aviation Fund (Appropriated)	1,274.3	1,470.6	0.0	1,470.6
DT2030-A	State Highway Fund (Appropriated)	67,483.0	74,356.3	(2,041.7)	72,314.6
DT2108-A	Safety Enforcement and Transportation Infrastruc	0.6	0.0	0.0	0.0
DT2226-A	Air Quality Fund (Appropriated)	0.1	0.1	0.0	0.1
DT2272-A	Vehicle Inspection and Certificate of Title Enforce	0.4	0.8	0.0	0.8
DT2285-A	Motor Vehicle Liability Insurance Enforcement Fu	0.7	1.2	931.9	933.1
DT3113-A	Highway User Revenue Fund (Appropriated)	1.2	16.9	0.0	16.9
		68,947.6	79,145.9	(4,409.8)	74,736.1

Program Summary of Expenditures and Budget Request

Agency:	Department of Transportation
Program:	Administration

	FY 2021 Actual	FY 2022 Expd. Plan	FY 2023 Fund. Issue	FY 2023 Total Request
Non-Appropriated Funds				
DT2005-N State Aviation Fund (Non-Appropriated)	5,708.7	0.0	0.0	0.0
DT2029-N Regional Area Road Fund - Maricopa County (Non	218,234.1	0.0	0.0	0.0
DT2030-N State Highway Fund (Non-Appropriated)	112,161.6	2,459.9	0.0	2,459.9
DT2031-N Arizona Highways Magazine Fund (Non-Appropriated)	4,810.3	4,830.9	0.0	4,830.9
DT2097-N ADOT Federal Programs Fund (Non-Appropriated)	0.0	0.0	0.0	0.0
DT2414-N Shared Location & Advertisement Agreement Exp	0.0	0.0	0.0	0.0
DT2449-N Employee Recognition Fund (Non-Appropriated)	9.6	13.0	0.0	13.0
DT2463-N Grant Anticipation Notes Fund (Non-Appropriated)	60,256.5	0.0	0.0	0.0
DT2500-N IGA and ISA Fund (Non-Appropriated)	11,084.4	1,354.4	186.7	1,541.1
DT2980-N Governor's Emergency Education Relief Fund (No	111.7	(54.9)	54.9	0.0
DT3113-N Highway User Revenue Fund (Non-Appropriated)	785,238.5	0.0	0.0	0.0
DT5004-N State Highway Fund Bonds Debt Service Fund (N	140,212.7	0.0	0.0	0.0
DT5008-N Regional Area Road Fund Debt Service Fund (Non	142,397.9	0.0	0.0	0.0
	1,480,226.0	8,603.3	241.6	8,844.9
Fund Source Total:	1,549,173.6	87,749.2	(4,168.2)	83,581.0

Program Group Summary of Expenditures and Budget Request for Selected Funds

Agency:	Department of Transportation
Program:	Administration

		FY 2021 Actual	FY 2022 Expd. Plan	FY 2023 Fund. Issue	FY 2023 Total Request
Fund:	AA1000-A General Fund (Appropriated)				
Program Expenditures					
COST CENTER/PROGRAM BUDGET UNIT					
1-2	Transportation Support Services	187.3	0.0	0.0	0.0
1-8	SLI Vehicle License Tax Deposit	0.0	3,300.0	(3,300.0)	0.0
	Total	187.3	3,300.0	(3,300.0)	0.0
Appropriated Funding					
Expenditure Categories					
	FTE Positions	0.0	0.0	0.0	0.0
	Personal Services	0.0	0.0	0.0	0.0
	Employee Related Expenses	0.0	0.0	0.0	0.0
	Professional and Outside Services	0.0	0.0	0.0	0.0
	Travel In-State	0.0	0.0	0.0	0.0
	Travel Out of State	0.0	0.0	0.0	0.0
	Food	0.0	0.0	0.0	0.0
	Aid to Organizations and Individuals	0.0	0.0	0.0	0.0
	Other Operating Expenses	0.0	0.0	0.0	0.0
	Equipment	0.0	0.0	0.0	0.0
	Capital Outlay	187.3	0.0	0.0	0.0
	Debt Service	0.0	0.0	0.0	0.0
	Cost Allocation	0.0	0.0	0.0	0.0
	Transfers	0.0	3,300.0	(3,300.0)	0.0
Expenditure Categories Total:		187.3	3,300.0	(3,300.0)	0.0
Fund AA1000-A Total:		187.3	3,300.0	(3,300.0)	0.0

Program Group Summary of Expenditures and Budget Request for Selected Funds

Agency:	Department of Transportation
Program:	Administration

	FY 2021 Actual	FY 2022 Expd. Plan	FY 2023 Fund. Issue	FY 2023 Total Request
--	-------------------	-----------------------	------------------------	--------------------------

Fund:	DT2005-A State Aviation Fund (Appropriated)
--------------	---

Program Expenditures

COST CENTER/PROGRAM BUDGET UNIT

1-2	Transportation Support Services	1,274.3	1,470.6	0.0	1,470.6
	Total	1,274.3	1,470.6	0.0	1,470.6

Appropriated Funding

Expenditure Categories

FTE Positions	10.0	0.0	0.0	0.0
Personal Services	23.3	20.0	0.0	20.0
Employee Related Expenses	12.9	5.9	0.0	5.9
Professional and Outside Services	32.7	66.0	0.0	66.0
Travel In-State	0.1	5.0	0.0	5.0
Travel Out of State	1.7	9.0	0.0	9.0
Food	0.0	0.0	0.0	0.0
Aid to Organizations and Individuals	0.0	0.0	0.0	0.0
Other Operating Expenses	846.6	1,342.7	0.0	1,342.7
Equipment	220.5	12.0	0.0	12.0
Capital Outlay	136.6	10.0	0.0	10.0
Debt Service	0.0	0.0	0.0	0.0
Cost Allocation	0.0	0.0	0.0	0.0
Transfers	0.0	0.0	0.0	0.0

Expenditure Categories Total:	1,274.3	1,470.6	0.0	1,470.6
--------------------------------------	---------	---------	-----	---------

Fund DT2005-A Total:	1,274.3	1,470.6	0.0	1,470.6
-----------------------------	---------	---------	-----	---------

Program Group Summary of Expenditures and Budget Request for Selected Funds

Agency:	Department of Transportation
Program:	Administration

	FY 2021 Actual	FY 2022 Expd. Plan	FY 2023 Fund. Issue	FY 2023 Total Request
--	-------------------	-----------------------	------------------------	--------------------------

Fund:	DT2005-N State Aviation Fund (Non-Appropriated)
--------------	---

Program Expenditures

COST CENTER/PROGRAM BUDGET UNIT

1-2	Transportation Support Services	5,708.7	0.0	0.0	0.0
	Total	5,708.7	0.0	0.0	0.0

Non-Appropriated Funding

Expenditure Categories

Personal Services	0.0	0.0	0.0	0.0
Employee Related Expenses	0.0	0.0	0.0	0.0
Professional and Outside Services	0.0	0.0	0.0	0.0
Travel In-State	0.0	0.0	0.0	0.0
Travel Out of State	0.0	0.0	0.0	0.0
Food	0.0	0.0	0.0	0.0
Aid to Organizations and Individuals	0.0	0.0	0.0	0.0
Other Operating Expenses	0.0	0.0	0.0	0.0
Equipment	0.0	0.0	0.0	0.0
Capital Outlay	5,708.7	0.0	0.0	0.0
Debt Service	0.0	0.0	0.0	0.0
Cost Allocation	0.0	0.0	0.0	0.0
Transfers	0.0	0.0	0.0	0.0

Expenditure Categories Total:	5,708.7	0.0	0.0	0.0
--------------------------------------	---------	-----	-----	-----

Fund DT2005-N Total:	5,708.7	0.0	0.0	0.0
-----------------------------	---------	-----	-----	-----

Program Group Summary of Expenditures and Budget Request for Selected Funds

Agency:	Department of Transportation
Program:	Administration

	FY 2021 Actual	FY 2022 Expd. Plan	FY 2023 Fund. Issue	FY 2023 Total Request
--	-------------------	-----------------------	------------------------	--------------------------

Fund:	DT2029-N Regional Area Road Fund - Maricopa County (Non-Appropriated)
--------------	---

Program Expenditures

COST CENTER/PROGRAM BUDGET UNIT

1-2	Transportation Support Services	218,234.1	0.0	0.0	0.0
	Total	218,234.1	0.0	0.0	0.0

Non-Appropriated Funding

Expenditure Categories

Personal Services	0.0	0.0	0.0	0.0
Employee Related Expenses	0.0	0.0	0.0	0.0
Professional and Outside Services	0.0	0.0	0.0	0.0
Travel In-State	0.0	0.0	0.0	0.0
Travel Out of State	0.0	0.0	0.0	0.0
Food	0.0	0.0	0.0	0.0
Aid to Organizations and Individuals	0.0	0.0	0.0	0.0
Other Operating Expenses	0.0	0.0	0.0	0.0
Equipment	0.0	0.0	0.0	0.0
Capital Outlay	218,234.1	0.0	0.0	0.0
Debt Service	0.0	0.0	0.0	0.0
Cost Allocation	0.0	0.0	0.0	0.0
Transfers	0.0	0.0	0.0	0.0

Expenditure Categories Total:	218,234.1	0.0	0.0	0.0
--------------------------------------	-----------	-----	-----	-----

Fund DT2029-N Total:	218,234.1	0.0	0.0	0.0
-----------------------------	-----------	-----	-----	-----

Program Group Summary of Expenditures and Budget Request for Selected Funds

Agency:	Department of Transportation
Program:	Administration

	FY 2021 Actual	FY 2022 Expd. Plan	FY 2023 Fund. Issue	FY 2023 Total Request
--	-------------------	-----------------------	------------------------	--------------------------

Fund:	DT2030-A State Highway Fund (Appropriated)
--------------	--

Program Expenditures

COST CENTER/PROGRAM BUDGET UNIT					
1-1	Director's Office/Transportation Board	854.8	1,796.6	0.0	1,796.6
1-2	Transportation Support Services	49,234.5	53,636.0	(9,141.7)	44,494.3
1-4	SLI Attorney General Legal Services	3,623.7	3,623.7	0.0	3,623.7
1-7	SLI Vehicle Replacement	13,770.0	15,300.0	7,100.0	22,400.0
	Total	67,483.0	74,356.3	(2,041.7)	72,314.6

Appropriated Funding

Expenditure Categories

FTE Positions	586.8	0.0	1.0	1.0
Personal Services	32,481.8	34,745.0	72.0	34,817.0
Employee Related Expenses	14,835.7	15,812.3	32.3	15,844.6
Professional and Outside Services	11,495.8	12,044.3	0.0	12,044.3
Travel In-State	35.4	92.0	0.0	92.0
Travel Out of State	(2.2)	91.2	0.0	91.2
Food	0.0	0.0	0.0	0.0
Aid to Organizations and Individuals	0.5	0.0	0.0	0.0
Other Operating Expenses	44,679.0	48,425.3	(9,246.0)	39,179.3
Equipment	16,303.5	17,855.0	7,100.0	24,955.0
Capital Outlay	178.7	0.5	0.0	0.5
Debt Service	0.0	0.0	0.0	0.0
Cost Allocation	(53,353.4)	(54,800.0)	0.0	(54,800.0)
Transfers	828.2	90.7	0.0	90.7
Expenditure Categories Total:	67,483.0	74,356.3	(2,041.7)	72,314.6
Fund DT2030-A Total:	67,483.0	74,356.3	(2,041.7)	72,314.6

Program Group Summary of Expenditures and Budget Request for Selected Funds

Agency:	Department of Transportation
Program:	Administration

	FY 2021 Actual	FY 2022 Expd. Plan	FY 2023 Fund. Issue	FY 2023 Total Request
--	-------------------	-----------------------	------------------------	--------------------------

Fund:	DT2030-N State Highway Fund (Non-Appropriated)
--------------	--

Program Expenditures

COST CENTER/PROGRAM BUDGET UNIT

1-2	Transportation Support Services	112,161.6	2,459.9	0.0	2,459.9
	Total	112,161.6	2,459.9	0.0	2,459.9

Non-Appropriated Funding

Expenditure Categories

FTE Positions	3.0	0.0	0.0	0.0
Personal Services	429.0	526.5	0.0	526.5
Employee Related Expenses	161.5	211.9	0.0	211.9
Professional and Outside Services	57.8	0.0	0.0	0.0
Travel In-State	0.0	10.0	0.0	10.0
Travel Out of State	0.0	0.0	0.0	0.0
Food	0.0	0.0	0.0	0.0
Aid to Organizations and Individuals	0.0	0.0	0.0	0.0
Other Operating Expenses	2,721.2	1,711.5	0.0	1,711.5
Equipment	0.0	0.0	0.0	0.0
Capital Outlay	108,792.2	0.0	0.0	0.0
Debt Service	0.0	0.0	0.0	0.0
Cost Allocation	0.0	0.0	0.0	0.0
Transfers	0.0	0.0	0.0	0.0

Expenditure Categories Total:	112,161.6	2,459.9	0.0	2,459.9
--------------------------------------	-----------	---------	-----	---------

Fund DT2030-N Total:	112,161.6	2,459.9	0.0	2,459.9
-----------------------------	-----------	---------	-----	---------

Program Group Summary of Expenditures and Budget Request for Selected Funds

Agency:	Department of Transportation
Program:	Administration

	FY 2021 Actual	FY 2022 Expd. Plan	FY 2023 Fund. Issue	FY 2023 Total Request
--	-------------------	-----------------------	------------------------	--------------------------

Fund:	DT2031-N Arizona Highways Magazine Fund (Non-Appropriated)
--------------	--

Program Expenditures

COST CENTER/PROGRAM BUDGET UNIT

1-2	Transportation Support Services	0.0	0.0	0.0	0.0
1-3	Arizona Highways Magazine	4,810.3	4,830.9	0.0	4,830.9
	Total	4,810.3	4,830.9	0.0	4,830.9

Non-Appropriated Funding

Expenditure Categories

FTE Positions	17.0	0.0	0.0	0.0
Personal Services	1,197.2	1,165.5	0.0	1,165.5
Employee Related Expenses	453.9	462.7	0.0	462.7
Professional and Outside Services	484.0	301.0	0.0	301.0
Travel In-State	1.4	3.7	0.0	3.7
Travel Out of State	0.0	10.7	0.0	10.7
Food	0.0	0.0	0.0	0.0
Aid to Organizations and Individuals	0.0	0.0	0.0	0.0
Other Operating Expenses	2,668.1	2,869.9	0.0	2,869.9
Equipment	5.9	17.4	0.0	17.4
Capital Outlay	0.0	0.0	0.0	0.0
Debt Service	0.0	0.0	0.0	0.0
Cost Allocation	0.0	0.0	0.0	0.0
Transfers	0.0	0.0	0.0	0.0

Expenditure Categories Total:	4,810.3	4,830.9	0.0	4,830.9
--------------------------------------	---------	---------	-----	---------

Fund DT2031-N Total:	4,810.3	4,830.9	0.0	4,830.9
-----------------------------	---------	---------	-----	---------

Program Group Summary of Expenditures and Budget Request for Selected Funds

Agency:	Department of Transportation
Program:	Administration

	FY 2021 Actual	FY 2022 Expd. Plan	FY 2023 Fund. Issue	FY 2023 Total Request
--	-------------------	-----------------------	------------------------	--------------------------

Fund:	DT2097-N ADOT Federal Programs Fund (Non-Appropriated)
--------------	--

Program Expenditures

COST CENTER/PROGRAM BUDGET UNIT

1-2	Transportation Support Services	0.0	0.0	0.0	0.0
	Total	0.0	0.0	0.0	0.0

Non-Appropriated Funding

Expenditure Categories

Personal Services	0.0	0.0	0.0	0.0
Employee Related Expenses	0.0	0.0	0.0	0.0
Professional and Outside Services	0.0	0.0	0.0	0.0
Travel In-State	0.0	0.0	0.0	0.0
Travel Out of State	0.0	0.0	0.0	0.0
Food	0.0	0.0	0.0	0.0
Aid to Organizations and Individuals	0.0	0.0	0.0	0.0
Other Operating Expenses	0.0	0.0	0.0	0.0
Equipment	0.0	0.0	0.0	0.0
Capital Outlay	0.0	0.0	0.0	0.0
Debt Service	0.0	0.0	0.0	0.0
Cost Allocation	0.0	0.0	0.0	0.0
Transfers	0.0	0.0	0.0	0.0

Expenditure Categories Total:	0.0	0.0	0.0	0.0
--------------------------------------	-----	-----	-----	-----

Fund DT2097-N Total:	0.0	0.0	0.0	0.0
-----------------------------	-----	-----	-----	-----

Program Group Summary of Expenditures and Budget Request for Selected Funds

Agency:	Department of Transportation
Program:	Administration

	FY 2021 Actual	FY 2022 Expd. Plan	FY 2023 Fund. Issue	FY 2023 Total Request
--	-------------------	-----------------------	------------------------	--------------------------

Fund: DT2108-A Safety Enforcement and Transportation Infrastructure Fund (Appropriated)

Program Expenditures

COST CENTER/PROGRAM BUDGET UNIT

1-2	Transportation Support Services	0.6	0.0	0.0	0.0
	Total	0.6	0.0	0.0	0.0

Appropriated Funding

Expenditure Categories

Personal Services	0.0	0.0	0.0	0.0
Employee Related Expenses	0.0	0.0	0.0	0.0
Professional and Outside Services	0.0	0.0	0.0	0.0
Travel In-State	0.0	0.0	0.0	0.0
Travel Out of State	0.0	0.0	0.0	0.0
Food	0.0	0.0	0.0	0.0
Aid to Organizations and Individuals	0.0	0.0	0.0	0.0
Other Operating Expenses	0.6	0.0	0.0	0.0
Equipment	0.0	0.0	0.0	0.0
Capital Outlay	0.0	0.0	0.0	0.0
Debt Service	0.0	0.0	0.0	0.0
Cost Allocation	0.0	0.0	0.0	0.0
Transfers	0.0	0.0	0.0	0.0

Expenditure Categories Total: 0.6 0.0 0.0 0.0

Fund DT2108-A Total: 0.6 0.0 0.0 0.0

Program Group Summary of Expenditures and Budget Request for Selected Funds

Agency:	Department of Transportation
Program:	Administration

	FY 2021 Actual	FY 2022 Expd. Plan	FY 2023 Fund. Issue	FY 2023 Total Request
--	-------------------	-----------------------	------------------------	--------------------------

Fund:	DT2226-A Air Quality Fund (Appropriated)
--------------	--

Program Expenditures

COST CENTER/PROGRAM BUDGET UNIT

1-2	Transportation Support Services	0.1	0.1	0.0	0.1
	Total	0.1	0.1	0.0	0.1

Appropriated Funding

Expenditure Categories

Personal Services	0.0	0.0	0.0	0.0
Employee Related Expenses	0.0	0.0	0.0	0.0
Professional and Outside Services	0.0	0.0	0.0	0.0
Travel In-State	0.0	0.0	0.0	0.0
Travel Out of State	0.0	0.0	0.0	0.0
Food	0.0	0.0	0.0	0.0
Aid to Organizations and Individuals	0.0	0.0	0.0	0.0
Other Operating Expenses	0.1	0.1	0.0	0.1
Equipment	0.0	0.0	0.0	0.0
Capital Outlay	0.0	0.0	0.0	0.0
Debt Service	0.0	0.0	0.0	0.0
Cost Allocation	0.0	0.0	0.0	0.0
Transfers	0.0	0.0	0.0	0.0

Expenditure Categories Total:	0.1	0.1	0.0	0.1
--------------------------------------	-----	-----	-----	-----

Fund DT2226-A Total:	0.1	0.1	0.0	0.1
-----------------------------	-----	-----	-----	-----

Program Group Summary of Expenditures and Budget Request for Selected Funds

Agency:	Department of Transportation
Program:	Administration

FY 2021	FY 2022	FY 2023	FY 2023
Actual	Expd. Plan	Fund. Issue	Total Request

Fund:	DT2272-A Vehicle Inspection and Certificate of Title Enforcement Fund (Appropriated)
--------------	--

Program Expenditures

COST CENTER/PROGRAM BUDGET UNIT

1-2	Transportation Support Services	0.4	0.8	0.0	0.8
	Total	0.4	0.8	0.0	0.8

Appropriated Funding

Expenditure Categories

Personal Services	0.0	0.0	0.0	0.0
Employee Related Expenses	0.0	0.0	0.0	0.0
Professional and Outside Services	0.0	0.0	0.0	0.0
Travel In-State	0.0	0.0	0.0	0.0
Travel Out of State	0.0	0.0	0.0	0.0
Food	0.0	0.0	0.0	0.0
Aid to Organizations and Individuals	0.0	0.0	0.0	0.0
Other Operating Expenses	0.4	0.8	0.0	0.8
Equipment	0.0	0.0	0.0	0.0
Capital Outlay	0.0	0.0	0.0	0.0
Debt Service	0.0	0.0	0.0	0.0
Cost Allocation	0.0	0.0	0.0	0.0
Transfers	0.0	0.0	0.0	0.0

Expenditure Categories Total:	0.4	0.8	0.0	0.8
--------------------------------------	-----	-----	-----	-----

Fund DT2272-A Total:	0.4	0.8	0.0	0.8
-----------------------------	-----	-----	-----	-----

Program Group Summary of Expenditures and Budget Request for Selected Funds

Agency:	Department of Transportation
Program:	Administration

FY 2021	FY 2022	FY 2023	FY 2023
Actual	Expd. Plan	Fund. Issue	Total Request

Fund:	DT2285-A Motor Vehicle Liability Insurance Enforcement Fund (Appropriated)
--------------	--

Program Expenditures

COST CENTER/PROGRAM BUDGET UNIT

1-2	Transportation Support Services	0.7	1.2	931.9	933.1
	Total	0.7	1.2	931.9	933.1

Appropriated Funding

Expenditure Categories

FTE Positions	0.0	0.0	0.0	0.0
Personal Services	0.0	0.0	0.0	0.0
Employee Related Expenses	0.0	0.0	0.0	0.0
Professional and Outside Services	0.0	0.0	0.0	0.0
Travel In-State	0.0	0.0	0.0	0.0
Travel Out of State	0.0	0.0	0.0	0.0
Food	0.0	0.0	0.0	0.0
Aid to Organizations and Individuals	0.0	0.0	0.0	0.0
Other Operating Expenses	(1.6)	1.2	0.0	1.2
Equipment	2.3	0.0	931.9	931.9
Capital Outlay	0.0	0.0	0.0	0.0
Debt Service	0.0	0.0	0.0	0.0
Cost Allocation	0.0	0.0	0.0	0.0
Transfers	0.0	0.0	0.0	0.0

Expenditure Categories Total:	0.7	1.2	931.9	933.1
--------------------------------------	-----	-----	-------	-------

Fund DT2285-A Total:	0.7	1.2	931.9	933.1
-----------------------------	-----	-----	-------	-------

Program Group Summary of Expenditures and Budget Request for Selected Funds

Agency:	Department of Transportation
Program:	Administration

	FY 2021 Actual	FY 2022 Expd. Plan	FY 2023 Fund. Issue	FY 2023 Total Request
--	-------------------	-----------------------	------------------------	--------------------------

Fund: DT2414-N Shared Location & Advertisement Agreement Expense (Non-Appropriated)

Program Expenditures

COST CENTER/PROGRAM BUDGET UNIT

1-2	Transportation Support Services	0.0	0.0	0.0	0.0
	Total	0.0	0.0	0.0	0.0

Non-Appropriated Funding

Expenditure Categories

Personal Services	0.0	0.0	0.0	0.0
Employee Related Expenses	0.0	0.0	0.0	0.0
Professional and Outside Services	0.0	0.0	0.0	0.0
Travel In-State	0.0	0.0	0.0	0.0
Travel Out of State	0.0	0.0	0.0	0.0
Food	0.0	0.0	0.0	0.0
Aid to Organizations and Individuals	0.0	0.0	0.0	0.0
Other Operating Expenses	0.0	0.0	0.0	0.0
Equipment	0.0	0.0	0.0	0.0
Capital Outlay	0.0	0.0	0.0	0.0
Debt Service	0.0	0.0	0.0	0.0
Cost Allocation	0.0	0.0	0.0	0.0
Transfers	0.0	0.0	0.0	0.0

Expenditure Categories Total: 0.0 0.0 0.0 0.0

Fund DT2414-N Total: 0.0 0.0 0.0 0.0

Program Group Summary of Expenditures and Budget Request for Selected Funds

Agency:	Department of Transportation
Program:	Administration

	FY 2021 Actual	FY 2022 Expd. Plan	FY 2023 Fund. Issue	FY 2023 Total Request
--	-------------------	-----------------------	------------------------	--------------------------

Fund:	DT2449-N Employee Recognition Fund (Non-Appropriated)
--------------	---

Program Expenditures

COST CENTER/PROGRAM BUDGET UNIT

1-2	Transportation Support Services	9.6	13.0	0.0	13.0
	Total	9.6	13.0	0.0	13.0

Non-Appropriated Funding

Expenditure Categories

Personal Services	0.0	0.0	0.0	0.0
Employee Related Expenses	0.0	0.0	0.0	0.0
Professional and Outside Services	0.0	0.0	0.0	0.0
Travel In-State	0.0	0.0	0.0	0.0
Travel Out of State	0.0	0.0	0.0	0.0
Food	0.0	0.0	0.0	0.0
Aid to Organizations and Individuals	0.0	0.0	0.0	0.0
Other Operating Expenses	9.6	13.0	0.0	13.0
Equipment	0.0	0.0	0.0	0.0
Capital Outlay	0.0	0.0	0.0	0.0
Debt Service	0.0	0.0	0.0	0.0
Cost Allocation	0.0	0.0	0.0	0.0
Transfers	0.0	0.0	0.0	0.0

Expenditure Categories Total:	9.6	13.0	0.0	13.0
--------------------------------------	-----	------	-----	------

Fund DT2449-N Total:	9.6	13.0	0.0	13.0
-----------------------------	-----	------	-----	------

Program Group Summary of Expenditures and Budget Request for Selected Funds

Agency:	Department of Transportation
Program:	Administration

	FY 2021 Actual	FY 2022 Expd. Plan	FY 2023 Fund. Issue	FY 2023 Total Request
--	-------------------	-----------------------	------------------------	--------------------------

Fund:	DT2463-N Grant Anticipation Notes Fund (Non-Appropriated)
--------------	---

Program Expenditures

COST CENTER/PROGRAM BUDGET UNIT

1-2	Transportation Support Services	60,256.5	0.0	0.0	0.0
	Total	60,256.5	0.0	0.0	0.0

Non-Appropriated Funding

Expenditure Categories

Personal Services	0.0	0.0	0.0	0.0
Employee Related Expenses	0.0	0.0	0.0	0.0
Professional and Outside Services	0.0	0.0	0.0	0.0
Travel In-State	0.0	0.0	0.0	0.0
Travel Out of State	0.0	0.0	0.0	0.0
Food	0.0	0.0	0.0	0.0
Aid to Organizations and Individuals	0.0	0.0	0.0	0.0
Other Operating Expenses	0.0	0.0	0.0	0.0
Equipment	0.0	0.0	0.0	0.0
Capital Outlay	60,256.5	0.0	0.0	0.0
Debt Service	0.0	0.0	0.0	0.0
Cost Allocation	0.0	0.0	0.0	0.0
Transfers	0.0	0.0	0.0	0.0

Expenditure Categories Total:	60,256.5	0.0	0.0	0.0
--------------------------------------	----------	-----	-----	-----

Fund DT2463-N Total:	60,256.5	0.0	0.0	0.0
-----------------------------	----------	-----	-----	-----

Program Group Summary of Expenditures and Budget Request for Selected Funds

Agency:	Department of Transportation
Program:	Administration

	FY 2021 Actual	FY 2022 Expd. Plan	FY 2023 Fund. Issue	FY 2023 Total Request
--	-------------------	-----------------------	------------------------	--------------------------

Fund:	DT2500-N IGA and ISA Fund (Non-Appropriated)
--------------	--

Program Expenditures

COST CENTER/PROGRAM BUDGET UNIT

1-2	Transportation Support Services	11,084.4	1,354.4	186.7	1,541.1
	Total	11,084.4	1,354.4	186.7	1,541.1

Non-Appropriated Funding

Expenditure Categories

FTE Positions	6.0	0.0	0.0	0.0
Personal Services	207.6	343.8	0.0	343.8
Employee Related Expenses	86.3	160.9	0.0	160.9
Professional and Outside Services	70.0	750.3	0.0	750.3
Travel In-State	0.0	0.0	0.0	0.0
Travel Out of State	0.0	0.0	0.0	0.0
Food	0.0	0.0	0.0	0.0
Aid to Organizations and Individuals	1.4	0.0	0.0	0.0
Other Operating Expenses	9,286.7	84.0	186.7	270.7
Equipment	364.3	15.4	0.0	15.4
Capital Outlay	0.0	0.0	0.0	0.0
Debt Service	0.0	0.0	0.0	0.0
Cost Allocation	1,068.1	0.0	0.0	0.0
Transfers	0.0	0.0	0.0	0.0

Expenditure Categories Total:	11,084.4	1,354.4	186.7	1,541.1
--------------------------------------	----------	---------	-------	---------

Fund DT2500-N Total:	11,084.4	1,354.4	186.7	1,541.1
-----------------------------	----------	---------	-------	---------

Program Group Summary of Expenditures and Budget Request for Selected Funds

Agency:	Department of Transportation
Program:	Administration

	FY 2021 Actual	FY 2022 Expd. Plan	FY 2023 Fund. Issue	FY 2023 Total Request
--	-------------------	-----------------------	------------------------	--------------------------

Fund:	DT2980-N Governor's Emergency Education Relief Fund (Non-Appropriated)
--------------	--

Program Expenditures

COST CENTER/PROGRAM BUDGET UNIT

1-2	Transportation Support Services	111.7	(54.9)	54.9	0.0
	Total	111.7	(54.9)	54.9	0.0

Non-Appropriated Funding

Expenditure Categories

FTE Positions	0.0	0.0	0.0	0.0
Personal Services	13.1	0.0	0.0	0.0
Employee Related Expenses	0.0	0.0	0.0	0.0
Professional and Outside Services	0.0	0.0	0.0	0.0
Travel In-State	0.0	0.0	0.0	0.0
Travel Out of State	0.0	0.0	0.0	0.0
Food	0.0	0.0	0.0	0.0
Aid to Organizations and Individuals	0.0	0.0	0.0	0.0
Other Operating Expenses	0.0	0.0	0.0	0.0
Equipment	0.0	0.0	0.0	0.0
Capital Outlay	0.0	0.0	0.0	0.0
Debt Service	0.0	0.0	0.0	0.0
Cost Allocation	98.5	(54.9)	54.9	0.0
Transfers	0.0	0.0	0.0	0.0

Expenditure Categories Total:	111.7	(54.9)	54.9	0.0
--------------------------------------	-------	--------	------	-----

Fund DT2980-N Total:	111.7	(54.9)	54.9	0.0
-----------------------------	-------	--------	------	-----

Program Group Summary of Expenditures and Budget Request for Selected Funds

Agency:	Department of Transportation
Program:	Administration

	FY 2021 Actual	FY 2022 Expd. Plan	FY 2023 Fund. Issue	FY 2023 Total Request
--	-------------------	-----------------------	------------------------	--------------------------

Fund:	DT3113-A Highway User Revenue Fund (Appropriated)
--------------	---

Program Expenditures

COST CENTER/PROGRAM BUDGET UNIT

1-2	Transportation Support Services	1.2	16.9	0.0	16.9
	Total	1.2	16.9	0.0	16.9

Appropriated Funding

Expenditure Categories

Personal Services	0.0	0.0	0.0	0.0
Employee Related Expenses	0.0	0.0	0.0	0.0
Professional and Outside Services	0.0	0.0	0.0	0.0
Travel In-State	0.0	0.0	0.0	0.0
Travel Out of State	0.0	0.0	0.0	0.0
Food	0.0	0.0	0.0	0.0
Aid to Organizations and Individuals	0.0	0.0	0.0	0.0
Other Operating Expenses	1.2	16.9	0.0	16.9
Equipment	0.0	0.0	0.0	0.0
Capital Outlay	0.0	0.0	0.0	0.0
Debt Service	0.0	0.0	0.0	0.0
Cost Allocation	0.0	0.0	0.0	0.0
Transfers	0.0	0.0	0.0	0.0

Expenditure Categories Total:	1.2	16.9	0.0	16.9
--------------------------------------	-----	------	-----	------

Fund DT3113-A Total:	1.2	16.9	0.0	16.9
-----------------------------	-----	------	-----	------

Program Group Summary of Expenditures and Budget Request for Selected Funds

Agency:	Department of Transportation
Program:	Administration

	FY 2021 Actual	FY 2022 Expd. Plan	FY 2023 Fund. Issue	FY 2023 Total Request
--	-------------------	-----------------------	------------------------	--------------------------

Fund:	DT3113-N Highway User Revenue Fund (Non-Appropriated)
--------------	---

Program Expenditures

COST CENTER/PROGRAM BUDGET UNIT

1-2	Transportation Support Services	785,238.5	0.0	0.0	0.0
	Total	785,238.5	0.0	0.0	0.0

Non-Appropriated Funding

Expenditure Categories

Personal Services	0.0	0.0	0.0	0.0
Employee Related Expenses	0.0	0.0	0.0	0.0
Professional and Outside Services	0.0	0.0	0.0	0.0
Travel In-State	0.0	0.0	0.0	0.0
Travel Out of State	0.0	0.0	0.0	0.0
Food	0.0	0.0	0.0	0.0
Aid to Organizations and Individuals	785,238.5	0.0	0.0	0.0
Other Operating Expenses	0.0	0.0	0.0	0.0
Equipment	0.0	0.0	0.0	0.0
Capital Outlay	0.0	0.0	0.0	0.0
Debt Service	0.0	0.0	0.0	0.0
Cost Allocation	0.0	0.0	0.0	0.0
Transfers	0.0	0.0	0.0	0.0

Expenditure Categories Total:	785,238.5	0.0	0.0	0.0
--------------------------------------	-----------	-----	-----	-----

Fund DT3113-N Total:	785,238.5	0.0	0.0	0.0
-----------------------------	-----------	-----	-----	-----

Program Group Summary of Expenditures and Budget Request for Selected Funds

Agency:	Department of Transportation
Program:	Administration

	FY 2021 Actual	FY 2022 Expd. Plan	FY 2023 Fund. Issue	FY 2023 Total Request
--	-------------------	-----------------------	------------------------	--------------------------

Fund:	DT5004-N State Highway Fund Bonds Debt Service Fund (Non-Appropriated)
--------------	--

Program Expenditures

COST CENTER/PROGRAM BUDGET UNIT

1-2	Transportation Support Services	140,212.7	0.0	0.0	0.0
	Total	140,212.7	0.0	0.0	0.0

Non-Appropriated Funding

Expenditure Categories

Personal Services	0.0	0.0	0.0	0.0
Employee Related Expenses	0.0	0.0	0.0	0.0
Professional and Outside Services	0.0	0.0	0.0	0.0
Travel In-State	0.0	0.0	0.0	0.0
Travel Out of State	0.0	0.0	0.0	0.0
Food	0.0	0.0	0.0	0.0
Aid to Organizations and Individuals	0.0	0.0	0.0	0.0
Other Operating Expenses	0.0	0.0	0.0	0.0
Equipment	0.0	0.0	0.0	0.0
Capital Outlay	140,212.7	0.0	0.0	0.0
Debt Service	0.0	0.0	0.0	0.0
Cost Allocation	0.0	0.0	0.0	0.0
Transfers	0.0	0.0	0.0	0.0

Expenditure Categories Total:	140,212.7	0.0	0.0	0.0
--------------------------------------	-----------	-----	-----	-----

Fund DT5004-N Total:	140,212.7	0.0	0.0	0.0
-----------------------------	-----------	-----	-----	-----

Program Group Summary of Expenditures and Budget Request for Selected Funds

Agency:	Department of Transportation
Program:	Administration

	FY 2021 Actual	FY 2022 Expd. Plan	FY 2023 Fund. Issue	FY 2023 Total Request
--	-------------------	-----------------------	------------------------	--------------------------

Fund:	DT5008-N Regional Area Road Fund Debt Service Fund (Non-Appropriated)
--------------	---

Program Expenditures

COST CENTER/PROGRAM BUDGET UNIT

1-2	Transportation Support Services	142,397.9	0.0	0.0	0.0
	Total	142,397.9	0.0	0.0	0.0

Non-Appropriated Funding

Expenditure Categories

Personal Services	0.0	0.0	0.0	0.0
Employee Related Expenses	0.0	0.0	0.0	0.0
Professional and Outside Services	0.0	0.0	0.0	0.0
Travel In-State	0.0	0.0	0.0	0.0
Travel Out of State	0.0	0.0	0.0	0.0
Food	0.0	0.0	0.0	0.0
Aid to Organizations and Individuals	0.0	0.0	0.0	0.0
Other Operating Expenses	0.0	0.0	0.0	0.0
Equipment	0.0	0.0	0.0	0.0
Capital Outlay	142,397.9	0.0	0.0	0.0
Debt Service	0.0	0.0	0.0	0.0
Cost Allocation	0.0	0.0	0.0	0.0
Transfers	0.0	0.0	0.0	0.0

Expenditure Categories Total:	142,397.9	0.0	0.0	0.0
--------------------------------------	-----------	-----	-----	-----

Fund DT5008-N Total:	142,397.9	0.0	0.0	0.0
-----------------------------	-----------	-----	-----	-----

Program 1 Total:	1,549,173.6	87,749.2	(4,168.2)	83,581.0
-------------------------	-------------	----------	-----------	----------

Program Budget Unit Summary of Expenditures and Budget Request for All Funds

Agency:	Department of Transportation
Program:	Director's Office/Transportation Board

Expenditure Categories		FY 2021	FY 2022	FY 2023	FY 2023
		Actual	Expd. Plan	Fund. Issue	Total Request
0000	FTE	8.3	0.0	0.0	0.0
6000	Personal Services	571.5	661.0	0.0	661.0
6100	Employee Related Expenses	180.8	208.6	0.0	208.6
6200	Professional and Outside Services	33.6	249.6	0.0	249.6
6500	Travel In-State	4.3	5.2	0.0	5.2
6600	Travel Out of State	0.0	18.0	0.0	18.0
6700	Food	0.0	0.0	0.0	0.0
6800	Aid to Organizations and Individuals	0.0	0.0	0.0	0.0
7000	Other Operating Expenses	63.5	654.2	0.0	654.2
8000	Equipment	1.0	0.0	0.0	0.0
8100	Capital Outlay	0.0	0.0	0.0	0.0
8600	Debt Service	0.0	0.0	0.0	0.0
9000	Cost Allocation	0.0	0.0	0.0	0.0
9100	Transfers	0.0	0.0	0.0	0.0
Expenditure Categories Total:		854.8	1,796.6	0.0	1,796.6

Fund Source					
Appropriated Funds					
DT2030-A State Highway Fund (Appropriated)		854.8	1,796.6	0.0	1,796.6
		854.8	1,796.6	0.0	1,796.6
Fund Source Total:		854.8	1,796.6	0.0	1,796.6

Program Budget Unit Summary of Expenditures and Budget Request for Selected Funds

Agency: Department of Transportation

FY 2021 Actual	FY 2022 Expd. Plan	FY 2023 Fund. Issue	FY 2023 Total Request
-------------------	-----------------------	------------------------	--------------------------

Program: Director's Office/Transportation Board

Fund: DT2030-A State Highway Fund

Appropriated

0000	FTE	8.3	0.0	0.0	0.0
6000	Personal Services	571.5	661.0	0.0	661.0
6100	Employee Related Expenses	180.8	208.6	0.0	208.6
6200	Professional and Outside Services	33.6	249.6	0.0	249.6
6500	Travel In-State	4.3	5.2	0.0	5.2
6600	Travel Out of State	0.0	18.0	0.0	18.0
6700	Food	0.0	0.0	0.0	0.0
6800	Aid to Organizations and Individuals	0.0	0.0	0.0	0.0
7000	Other Operating Expenses	63.5	654.2	0.0	654.2
8000	Equipment	1.0	0.0	0.0	0.0
8100	Capital Outlay	0.0	0.0	0.0	0.0
8600	Debt Service	0.0	0.0	0.0	0.0
9000	Cost Allocation	0.0	0.0	0.0	0.0
9100	Transfers	0.0	0.0	0.0	0.0

Appropriated Total:	854.8	1,796.6	0.0	1,796.6
----------------------------	-------	---------	-----	---------

Fund Total:	854.8	1,796.6	0.0	1,796.6
--------------------	-------	---------	-----	---------

Program Total For Selected Funds:	854.8	1,796.6	0.0	1,796.6
--	-------	---------	-----	---------

Program Expenditure Schedule

Agency:	Department of Transportation
Program:	Director's Office/Transportation Board

	FY 2021 Actual	FY 2022 Expd. Plan
FTE	8.3	0.0
Expenditure Category Total	8.3	0.0
Appropriated		
DT2030-A State Highway Fund (Appropriated)	8.3	0.0
Fund Source Total	8.3	0.0
Personal Services	566.0	661.0
Boards and Commissions	5.5	0.0
Expenditure Category Total	571.5	661.0
Appropriated		
DT2030-A State Highway Fund (Appropriated)	571.5	661.0
Fund Source Total	571.5	661.0
Employee Related Expenses	180.8	208.6
Expenditure Category Total	180.8	208.6
Appropriated		
DT2030-A State Highway Fund (Appropriated)	180.8	208.6
Fund Source Total	180.8	208.6
Professional and Outside Services		249.6
External Prof/Outside Serv Budg And Appn	0.0	
External Investment Services	0.0	
Other External Financial Services	0.0	
Attorney General Legal Services	0.3	
External Legal Services	4.3	
External Engineer/Architect Cost - Exp	0.0	
External Engineer/Architect Cost- Cap	0.0	
Other Design	0.0	
Temporary Agency Services	0.0	
Hospital Services	0.0	
Other Medical Services	0.0	
Institutional Care	0.0	
Education And Training	0.0	
Vendor Travel	0.0	
Professional & Outside Services Excluded from Cost Alloca	0.0	
Vendor Travel - Non Reportable	0.0	
External Telecom Consulting Services	0.0	
Costs related to those in custody of the State	0.0	
Non - Confidential Specialist Fees	0.0	
Confidential Specialist Fees	0.0	
Outside Actuarial Costs	0.0	
Other Professional And Outside Services	29.0	

Program Expenditure Schedule

Agency:	Department of Transportation
Program:	Director's Office/Transportation Board

	FY 2021 Actual	FY 2022 Expd. Plan
Expenditure Category Total	33.6	249.6
Appropriated		
DT2030-A State Highway Fund (Appropriated)	33.6	249.6
Fund Source Total	33.6	249.6
Travel In-State	4.3	5.2
Expenditure Category Total	4.3	5.2
Appropriated		
DT2030-A State Highway Fund (Appropriated)	4.3	5.2
Fund Source Total	4.3	5.2
Travel Out of State	0.0	18.0
Expenditure Category Total	0.0	18.0
Appropriated		
DT2030-A State Highway Fund (Appropriated)	0.0	18.0
Fund Source Total	0.0	18.0
Food	0.0	0.0
Expenditure Category Total	0.0	0.0
Aid to Organizations and Individuals	0.0	0.0
Expenditure Category Total	0.0	0.0
Other Operating Expenses		654.2
Other Operating Expenditures Budg Approp	0.0	
Other Operating Expenditures Excluded from Cost Allocati	0.0	
Risk Management Charges To State Agency	0.0	
Risk Management Deductible - Indemnity	0.0	
Risk Management Deductible - Legal	0.0	
Risk Management Deductible - Medical	0.0	
Risk Management Deductible - Other	0.0	
Gen Liab- Non Physical-Taxable- Self Ins	0.0	
Gross Proceeds Payments To Attorneys	0.0	
General Liability- Non-Taxable- Self Ins	0.0	
Medical Malpractice - Self-Insured	0.0	
Automobile Liability - Self Insured	0.0	
General Property Damage - Self- Insured	0.0	
Automobile Physical Damage-Self Insured	0.0	
Liability Insurance Premiums	0.0	
Property Insurance Premiums	0.0	
Workers Compensation Benefit Payments	0.0	
Self Insurance - Administrative Fees	0.0	
Self Insurance - Premiums	0.0	
Self Insurance - Claim Payments	0.0	
Self Insurance - Pharmacy Claims	0.0	
Premium Tax On Altcs	0.0	

Program Expenditure Schedule

Agency:	Department of Transportation
Program:	Director's Office/Transportation Board

	FY 2021 Actual	FY 2022 Expd. Plan
Other Insurance-Related Charges	0.0	
Internal Service Data Processing	0.0	
Internal Service Data Proc- Pc/Lan	0.0	
External Programming-Mainframe/Legacy	0.0	
External Programming- Pc/Lan/Serv/Web	0.0	
External Data Entry	0.0	
Othr External Data Proc-Mainframe/Legacy	0.0	
Othr External Data Proc-Pc/Lan/Serv/Web	0.0	
Pmt for AFIS Development & Usage	0.0	
Internal Service Telecommunications	0.0	
External Telecom Long Distance-In-State	0.0	
External Telecom Long Distance-Out-State	0.0	
Other External Telecommunication Service	0.0	
Electricity	0.0	
Sanitation Waste Disposal	0.0	
Water	0.0	
Gas And Fuel Oil For Buildings	0.0	
Other Utilities	0.0	
Building Rent Charges To State Agencies	0.0	
Priv Lease To Own Bld Rent Chrgs To Agy	0.0	
Cert Of Part Bld Rent Chrgs To Agy	0.0	
Rental Of Land And Buildings	0.0	
Rental Of Computer Equipment	0.0	
Rental Of Other Machinery And Equipment	1.1	
Miscellaneous Rent	2.1	
Interest On Overdue Payments	0.0	
All Other Interest Payments	0.0	
Internal Acct/Budg/Financial Svcs	0.0	
Other Internal Services	0.0	
Repair And Maintenance - Buildings	0.0	
Repair And Maintenance - Vehicles	0.0	
Repair And Maint - Mainframe And Legacy	0.0	
Repair And Maint-Pc/Lan/Serv/Web	0.0	
Repair And Maintenance - Other Equipment	0.5	
Other Repair And Maintenance	0.0	
Software Support And Maintenance	0.0	
Uniforms	0.2	
Inmate Clothing	0.0	
Security Supplies	0.0	
Office Supplies	0.2	
Computer Supplies	0.1	
Housekeeping Supplies	0.0	
Bedding And Bath Supplies	0.0	
Drugs And Medicine Supplies	0.0	
Medical Supplies	0.0	
Dental Supplies	0.0	
Automotive And Transportation Fuels	0.6	
Automotive Lubricants And Supplies	0.0	
Rpr And Maint Supplies-Not Auto Or Build	0.0	
Repair And Maintenance Supplies-Building	0.0	
Other Operating Supplies	0.0	

Program Expenditure Schedule

Agency:	Department of Transportation
Program:	Director's Office/Transportation Board

	FY 2021 Actual	FY 2022 Expd. Plan
Publications	0.0	
Aggregate Withheld Or Paid Commissions	0.0	
Lottery Prizes	0.0	
Lottery Distribution Costs	0.0	
Material for Further Processing	0.0	
Other Resale Supplies	0.0	
Loss On Sales Of Capital Assets	0.0	
Loss on Sales of Investments	0.0	
Employee Tuition Reimbursement-Graduate	0.0	
Employee Tuition Reimb Under-Grad/Other	0.0	
Conference Registration-Attendance Fees	4.4	
Other Education And Training Costs	0.0	
Advertising	0.0	
Sponsorships	0.0	
Internal Printing	0.0	
External Printing	1.6	
Photography	0.0	
Postage And Delivery	0.0	
Document shredding and Destruction Services	0.0	
Translation and Sign Language Services	0.0	
Distribution To State Universities	0.0	
Other Intrastate Distributions	0.0	
Awards	0.2	
Entertainment And Promotional Items	0.0	
Dues	52.7	
Books- Subscriptions And Publications	0.0	
Costs For Digital Image Or Microfilm	0.0	
Revolving Fund Advances	0.0	
Credit Card Fees Over Approved Limit	0.0	
Relief Bill Expenditures	0.0	
Surplus Property Distr To State Agencies	0.0	
Security Services	0.0	
Judgments - Damages	0.0	
ICA Payments to Claimants Confidential	0.0	
Jdgmnt-Confidential Restitution To Indiv	0.0	
Judgments - Non-Confidential Restitution	0.0	
Judgments - Punitive And Compensatory	0.0	
Pmts Made to Resolve/Disputes/Avoid Costs of Litigation	0.0	
Pmts For Contracted State Inmate Labor	0.0	
Payments To State Inmates	0.0	
Bad Debt Expense	0.0	
Interview Expense	0.0	
Employee Relocations-Nontaxable	0.0	
Employee Relocations-Taxable	0.0	
Non-Confidential Invest/Legal/Law Enf	0.0	
Conf/Sensitive Invest/Legal/Undercover	0.0	
Fingerprinting, Background Checks, Etc.	0.0	
Other Miscellaneous Operating	0.0	

Program Expenditure Schedule

Agency:	Department of Transportation
Program:	Director's Office/Transportation Board

	FY 2021 Actual	FY 2022 Expd. Plan
Expenditure Category Total	63.5	654.2
Appropriated		
DT2030-A State Highway Fund (Appropriated)	63.5	654.2
	63.5	654.2
Fund Source Total	63.5	654.2
Current Year Expenditures		0.0
Capital Equipment Budget And Approp	0.0	
Vehicles Capital Purchase	0.0	
Vehicles Capital Leases	0.0	
Furniture Capital Purchase	0.0	
Depreciable Works Of Art & Hist Treas/Coll Capital Purcha	0.0	
Non Depr Works Of Art & Hist Treas/Coll Cap Purchase	0.0	
Furniture Capital Leases	0.0	
Computer Equipment Capital Purchase	0.0	
Computer Equipment Capital Lease	0.0	
Telecommunication Equip-Capital Purchase	0.0	
Telecommunication Equip-Capital Lease	0.0	
Other Equipment Capital Purchase	0.0	
Other Equipment Capital Leases	0.0	
Purchased Or Licensed Software-Website	0.0	
Internally Generated Software-Website	0.0	
Development in Progress	0.0	
Right-Of-Way/Easement/Extraction Rights	0.0	
Oth Int Assets purchased, licensed or internally generate	0.0	
Other intangible assets acquired by capital lease	0.0	
Other Capital Asset Purchases	0.0	
Leasehold Improvement-Capital Purchase	0.0	
Other Capital Asset Leases	0.0	
Non-Capital Equip Budget And Approp	0.0	
Vehicles Non-Capital Purchase	0.0	
Vehicles Non-Capital Leases	0.0	
Furniture Non-Capital Purchase	0.0	
Works Of Art And Hist Treas-Non Capital	0.0	
Furniture Non-Capital Leases	0.0	
Computer Equipment Non-Capital Purchase	0.0	
Computer Equipment Non-Capital Lease	0.0	
Telecomm Equip Non-Capital Purchase	1.0	
Telecomm Equip Non-Capital Leases	0.0	
Other Equipment Non-Capital Purchase	0.0	
Weapons Non-Capital Purchase	0.0	
Other Equipment Non-Capital Lease	0.0	
Purchased Or Licensed Software/Website	0.0	
Internally Generated Software/Website	0.0	
LICENSES AND PERMITS	0.0	
Right-Of-Way/Easement/Extraction Exp	0.0	
Other Intangible Assets - Purchased, Licensed or Internall	0.0	
Noncapital Software/Web By Capital Lease	0.0	
Other Intangible Assets Acquired by Capital Lease	0.0	
Other Long Lived Tangible Assets to be Expenses	0.0	
Non-Capital Equipment Excluded from Cost Allocation	0.0	

Program Expenditure Schedule

Agency:	Department of Transportation
Program:	Director's Office/Transportation Board

		FY 2021 Actual	FY 2022 Expd. Plan
	Expenditure Category Total	1.0	0.0
Appropriated			
DT2030-A State Highway Fund (Appropriated)		1.0	0.0
	Fund Source Total	1.0	0.0
Capital Outlay		0.0	0.0
	Expenditure Category Total	0.0	0.0
Debt Service		0.0	0.0
	Expenditure Category Total	0.0	0.0
Cost Allocation		0.0	0.0
	Expenditure Category Total	0.0	0.0
Transfers		0.0	0.0
	Expenditure Category Total	0.0	0.0

Employee Retirement Coverage			
Retirement System	FTE	Personal Services	Fund#
Non-Participating	2.3	140.4	DT2030-A
Arizona State Retirement System	6.0	520.6	DT2030-A

Combined Regular & Elected Positions At/Above FICA Maximum of \$142,800

Total FTE	Personal Services	FTE's not eligible for Health, Dental & Life
2.0	295.0	0.0

Program Budget Unit Summary of Expenditures and Budget Request for All Funds

Agency:	Department of Transportation
Program:	Transportation Support Services

Expenditure Categories		FY 2021	FY 2022	FY 2023	FY 2023
		Actual	Expd. Plan	Fund. Issue	Total Request
0000	FTE	598.5	0.0	1.0	1.0
6000	Personal Services	32,583.3	34,974.3	72.0	35,046.3
6100	Employee Related Expenses	14,915.6	15,982.4	32.3	16,014.7
6200	Professional and Outside Services	7,998.9	8,987.3	0.0	8,987.3
6500	Travel In-State	31.1	101.8	0.0	101.8
6600	Travel Out of State	(0.6)	82.2	0.0	82.2
6700	Food	0.0	0.0	0.0	0.0
6800	Aid to Organizations and Individuals	785,240.3	0.0	0.0	0.0
7000	Other Operating Expenses	56,837.0	50,941.1	(9,059.3)	41,881.8
8000	Equipment	3,762.9	2,582.6	931.9	3,514.5
8100	Capital Outlay	676,104.8	10.5	0.0	10.5
8600	Debt Service	0.0	0.0	0.0	0.0
9000	Cost Allocation	(52,186.8)	(54,854.9)	54.9	(54,800.0)
9100	Transfers	828.2	90.7	0.0	90.7
Expenditure Categories Total:		1,526,114.8	58,898.0	(7,968.2)	50,929.8

Fund Source

Appropriated Funds

AA1000-A	General Fund (Appropriated)	187.3	0.0	0.0	0.0
DT2005-A	State Aviation Fund (Appropriated)	1,274.3	1,470.6	0.0	1,470.6
DT2030-A	State Highway Fund (Appropriated)	49,234.5	53,636.0	(9,141.7)	44,494.3
DT2108-A	Safety Enforcement and Transportation Infrastruc	0.6	0.0	0.0	0.0
DT2226-A	Air Quality Fund (Appropriated)	0.1	0.1	0.0	0.1
DT2272-A	Vehicle Inspection and Certificate of Title Enforce	0.4	0.8	0.0	0.8
DT2285-A	Motor Vehicle Liability Insurance Enforcement Fun	0.7	1.2	931.9	933.1
DT3113-A	Highway User Revenue Fund (Appropriated)	1.2	16.9	0.0	16.9
		50,699.1	55,125.6	(8,209.8)	46,915.8

Non-Appropriated Funds

DT2005-N	State Aviation Fund (Non-Appropriated)	5,708.7	0.0	0.0	0.0
DT2029-N	Regional Area Road Fund - Maricopa County (Non	218,234.1	0.0	0.0	0.0
DT2030-N	State Highway Fund (Non-Appropriated)	112,161.6	2,459.9	0.0	2,459.9
DT2031-N	Arizona Highways Magazine Fund (Non-Appropri	0.0	0.0	0.0	0.0
DT2097-N	ADOT Federal Programs Fund (Non-Appropriated)	0.0	0.0	0.0	0.0
DT2414-N	Shared Location & Advertisement Agreement Exp	0.0	0.0	0.0	0.0
DT2449-N	Employee Recognition Fund (Non-Appropriated)	9.6	13.0	0.0	13.0

Program Budget Unit Summary of Expenditures and Budget Request for All Funds

Agency:	Department of Transportation
Program:	Transportation Support Services

Expenditure Categories	FY 2021 Actual	FY 2022 Expd. Plan	FY 2023 Fund. Issue	FY 2023 Total Request
DT2463-N Grant Anticipation Notes Fund (Non-Appropriated)	60,256.5	0.0	0.0	0.0
DT2500-N IGA and ISA Fund (Non-Appropriated)	11,084.4	1,354.4	186.7	1,541.1
DT2980-N Governor's Emergency Education Relief Fund (No	111.7	(54.9)	54.9	0.0
DT3113-N Highway User Revenue Fund (Non-Appropriated)	785,238.5	0.0	0.0	0.0
DT5004-N State Highway Fund Bonds Debt Service Fund (No	140,212.7	0.0	0.0	0.0
DT5008-N Regional Area Road Fund Debt Service Fund (Non	142,397.9	0.0	0.0	0.0
	1,475,415.7	3,772.4	241.6	4,014.0
Fund Source Total:	1,526,114.8	58,898.0	(7,968.2)	50,929.8

Program Budget Unit Summary of Expenditures and Budget Request for Selected Funds

Agency: Department of Transportation

FY 2021 Actual	FY 2022 Expd. Plan	FY 2023 Fund. Issue	FY 2023 Total Request
-------------------	-----------------------	------------------------	--------------------------

Program: Transportation Support Services

Fund: AA1000-A General Fund

Appropriated

6000 Personal Services	0.0	0.0	0.0	0.0
6100 Employee Related Expenses	0.0	0.0	0.0	0.0
6200 Professional and Outside Services	0.0	0.0	0.0	0.0
6500 Travel In-State	0.0	0.0	0.0	0.0
6600 Travel Out of State	0.0	0.0	0.0	0.0
6700 Food	0.0	0.0	0.0	0.0
6800 Aid to Organizations and Individuals	0.0	0.0	0.0	0.0
7000 Other Operating Expenses	0.0	0.0	0.0	0.0
8000 Equipment	0.0	0.0	0.0	0.0
8100 Capital Outlay	187.3	0.0	0.0	0.0
8600 Debt Service	0.0	0.0	0.0	0.0
9000 Cost Allocation	0.0	0.0	0.0	0.0
9100 Transfers	0.0	0.0	0.0	0.0
Appropriated Total:	187.3	0.0	0.0	0.0
Fund Total:	187.3	0.0	0.0	0.0

Fund: DT2005-A State Aviation Fund

Appropriated

0000 FTE	10.0	0.0	0.0	0.0
6000 Personal Services	23.3	20.0	0.0	20.0
6100 Employee Related Expenses	12.9	5.9	0.0	5.9
6200 Professional and Outside Services	32.7	66.0	0.0	66.0
6500 Travel In-State	0.1	5.0	0.0	5.0
6600 Travel Out of State	1.7	9.0	0.0	9.0
6700 Food	0.0	0.0	0.0	0.0
6800 Aid to Organizations and Individuals	0.0	0.0	0.0	0.0
7000 Other Operating Expenses	846.6	1,342.7	0.0	1,342.7
8000 Equipment	220.5	12.0	0.0	12.0
8100 Capital Outlay	136.6	10.0	0.0	10.0

Program Budget Unit Summary of Expenditures and Budget Request for Selected Funds

Agency: Department of Transportation

FY 2021 Actual	FY 2022 Expd. Plan	FY 2023 Fund. Issue	FY 2023 Total Request
-------------------	-----------------------	------------------------	--------------------------

Program: Transportation Support Services

Fund: DT2005-A State Aviation Fund

Appropriated

8600 Debt Service	0.0	0.0	0.0	0.0
9000 Cost Allocation	0.0	0.0	0.0	0.0
9100 Transfers	0.0	0.0	0.0	0.0
Appropriated Total:	1,274.3	1,470.6	0.0	1,470.6
Fund Total:	1,274.3	1,470.6	0.0	1,470.6

Fund: DT2005-N State Aviation Fund

Non-Appropriated

6000 Personal Services	0.0	0.0	0.0	0.0
6100 Employee Related Expenses	0.0	0.0	0.0	0.0
6200 Professional and Outside Services	0.0	0.0	0.0	0.0
6500 Travel In-State	0.0	0.0	0.0	0.0
6600 Travel Out of State	0.0	0.0	0.0	0.0
6700 Food	0.0	0.0	0.0	0.0
6800 Aid to Organizations and Individuals	0.0	0.0	0.0	0.0
7000 Other Operating Expenses	0.0	0.0	0.0	0.0
8000 Equipment	0.0	0.0	0.0	0.0
8100 Capital Outlay	5,708.7	0.0	0.0	0.0
8600 Debt Service	0.0	0.0	0.0	0.0
9000 Cost Allocation	0.0	0.0	0.0	0.0
9100 Transfers	0.0	0.0	0.0	0.0
Non-Appropriated Total:	5,708.7	0.0	0.0	0.0
Fund Total:	5,708.7	0.0	0.0	0.0

Fund: DT2029-N Regional Area Road Fund - Maricopa County

Non-Appropriated

6000 Personal Services	0.0	0.0	0.0	0.0
6100 Employee Related Expenses	0.0	0.0	0.0	0.0

Program Budget Unit Summary of Expenditures and Budget Request for Selected Funds

Agency: Department of Transportation

FY 2021 Actual	FY 2022 Expd. Plan	FY 2023 Fund. Issue	FY 2023 Total Request
-------------------	-----------------------	------------------------	--------------------------

Program: Transportation Support Services

Fund: DT2029-N Regional Area Road Fund - Maricopa County

Non-Appropriated

6200 Professional and Outside Services	0.0	0.0	0.0	0.0
6500 Travel In-State	0.0	0.0	0.0	0.0
6600 Travel Out of State	0.0	0.0	0.0	0.0
6700 Food	0.0	0.0	0.0	0.0
6800 Aid to Organizations and Individuals	0.0	0.0	0.0	0.0
7000 Other Operating Expenses	0.0	0.0	0.0	0.0
8000 Equipment	0.0	0.0	0.0	0.0
8100 Capital Outlay	218,234.1	0.0	0.0	0.0
8600 Debt Service	0.0	0.0	0.0	0.0
9000 Cost Allocation	0.0	0.0	0.0	0.0
9100 Transfers	0.0	0.0	0.0	0.0

Non-Appropriated Total:

	218,234.1	0.0	0.0	0.0
--	-----------	-----	-----	-----

Fund Total:	218,234.1	0.0	0.0	0.0
--------------------	-----------	-----	-----	-----

Fund: DT2030-A State Highway Fund

Appropriated

0000 FTE	578.5	0.0	1.0	1.0
6000 Personal Services	31,910.3	34,084.0	72.0	34,156.0
6100 Employee Related Expenses	14,654.9	15,603.7	32.3	15,636.0
6200 Professional and Outside Services	7,838.4	8,171.0	0.0	8,171.0
6500 Travel In-State	31.0	86.8	0.0	86.8
6600 Travel Out of State	(2.2)	73.2	0.0	73.2
6700 Food	0.0	0.0	0.0	0.0
6800 Aid to Organizations and Individuals	0.5	0.0	0.0	0.0
7000 Other Operating Expenses	43,972.3	47,770.9	(9,246.0)	38,524.9
8000 Equipment	3,175.7	2,555.2	0.0	2,555.2
8100 Capital Outlay	178.7	0.5	0.0	0.5
8600 Debt Service	0.0	0.0	0.0	0.0
9000 Cost Allocation	(53,353.4)	(54,800.0)	0.0	(54,800.0)
9100 Transfers	828.2	90.7	0.0	90.7

Program Budget Unit Summary of Expenditures and Budget Request for Selected Funds

Agency: Department of Transportation

FY 2021 Actual	FY 2022 Expd. Plan	FY 2023 Fund. Issue	FY 2023 Total Request
-------------------	-----------------------	------------------------	--------------------------

Program: Transportation Support Services

Fund: DT2030-A State Highway Fund

Appropriated

Appropriated Total:

49,234.5	53,636.0	(9,141.7)	44,494.3
----------	----------	-----------	----------

Fund Total:

49,234.5	53,636.0	(9,141.7)	44,494.3
----------	----------	-----------	----------

Fund: DT2030-N State Highway Fund

Non-Appropriated

0000 FTE	3.0	0.0	0.0	0.0
6000 Personal Services	429.0	526.5	0.0	526.5
6100 Employee Related Expenses	161.5	211.9	0.0	211.9
6200 Professional and Outside Services	57.8	0.0	0.0	0.0
6500 Travel In-State	0.0	10.0	0.0	10.0
6600 Travel Out of State	0.0	0.0	0.0	0.0
6700 Food	0.0	0.0	0.0	0.0
6800 Aid to Organizations and Individuals	0.0	0.0	0.0	0.0
7000 Other Operating Expenses	2,721.2	1,711.5	0.0	1,711.5
8000 Equipment	0.0	0.0	0.0	0.0
8100 Capital Outlay	108,792.2	0.0	0.0	0.0
8600 Debt Service	0.0	0.0	0.0	0.0
9000 Cost Allocation	0.0	0.0	0.0	0.0
9100 Transfers	0.0	0.0	0.0	0.0

Non-Appropriated Total:

112,161.6	2,459.9	0.0	2,459.9
-----------	---------	-----	---------

Fund Total:

112,161.6	2,459.9	0.0	2,459.9
-----------	---------	-----	---------

Fund: DT2031-N Arizona Highways Magazine Fund

Non-Appropriated

0000 FTE	1.0	0.0	0.0	0.0
6000 Personal Services	0.0	0.0	0.0	0.0
6100 Employee Related Expenses	0.0	0.0	0.0	0.0
6200 Professional and Outside Services	0.0	0.0	0.0	0.0
6500 Travel In-State	0.0	0.0	0.0	0.0
6600 Travel Out of State	0.0	0.0	0.0	0.0

Program Budget Unit Summary of Expenditures and Budget Request for Selected Funds

Agency: Department of Transportation

FY 2021 Actual	FY 2022 Expd. Plan	FY 2023 Fund. Issue	FY 2023 Total Request
-------------------	-----------------------	------------------------	--------------------------

Program: Transportation Support Services

Fund: DT2031-N Arizona Highways Magazine Fund

Non-Appropriated

6700 Food	0.0	0.0	0.0	0.0
6800 Aid to Organizations and Individuals	0.0	0.0	0.0	0.0
7000 Other Operating Expenses	0.0	0.0	0.0	0.0
8000 Equipment	0.0	0.0	0.0	0.0
8100 Capital Outlay	0.0	0.0	0.0	0.0
8600 Debt Service	0.0	0.0	0.0	0.0
9000 Cost Allocation	0.0	0.0	0.0	0.0
9100 Transfers	0.0	0.0	0.0	0.0

Non-Appropriated Total:	0.0	0.0	0.0	0.0
--------------------------------	-----	-----	-----	-----

Fund Total:	0.0	0.0	0.0	0.0
--------------------	-----	-----	-----	-----

Fund: DT2097-N ADOT Federal Programs Fund

Non-Appropriated

6000 Personal Services	0.0	0.0	0.0	0.0
6100 Employee Related Expenses	0.0	0.0	0.0	0.0
6200 Professional and Outside Services	0.0	0.0	0.0	0.0
6500 Travel In-State	0.0	0.0	0.0	0.0
6600 Travel Out of State	0.0	0.0	0.0	0.0
6700 Food	0.0	0.0	0.0	0.0
6800 Aid to Organizations and Individuals	0.0	0.0	0.0	0.0
7000 Other Operating Expenses	0.0	0.0	0.0	0.0
8000 Equipment	0.0	0.0	0.0	0.0
8100 Capital Outlay	0.0	0.0	0.0	0.0
8600 Debt Service	0.0	0.0	0.0	0.0
9000 Cost Allocation	0.0	0.0	0.0	0.0
9100 Transfers	0.0	0.0	0.0	0.0

Non-Appropriated Total:	0.0	0.0	0.0	0.0
--------------------------------	-----	-----	-----	-----

Fund Total:	0.0	0.0	0.0	0.0
--------------------	-----	-----	-----	-----

Program Budget Unit Summary of Expenditures and Budget Request for Selected Funds

Agency: Department of Transportation

FY 2021 Actual	FY 2022 Expd. Plan	FY 2023 Fund. Issue	FY 2023 Total Request
-------------------	-----------------------	------------------------	--------------------------

Program: Transportation Support Services

Fund: DT2108-A Safety Enforcement and Transportation Infrastructure Fund

Appropriated

6000 Personal Services	0.0	0.0	0.0	0.0
6100 Employee Related Expenses	0.0	0.0	0.0	0.0
6200 Professional and Outside Services	0.0	0.0	0.0	0.0
6500 Travel In-State	0.0	0.0	0.0	0.0
6600 Travel Out of State	0.0	0.0	0.0	0.0
6700 Food	0.0	0.0	0.0	0.0
6800 Aid to Organizations and Individuals	0.0	0.0	0.0	0.0
7000 Other Operating Expenses	0.6	0.0	0.0	0.0
8000 Equipment	0.0	0.0	0.0	0.0
8100 Capital Outlay	0.0	0.0	0.0	0.0
8600 Debt Service	0.0	0.0	0.0	0.0
9000 Cost Allocation	0.0	0.0	0.0	0.0
9100 Transfers	0.0	0.0	0.0	0.0
Appropriated Total:	0.6	0.0	0.0	0.0
Fund Total:	0.6	0.0	0.0	0.0

Fund: DT2226-A Air Quality Fund

Appropriated

6000 Personal Services	0.0	0.0	0.0	0.0
6100 Employee Related Expenses	0.0	0.0	0.0	0.0
6200 Professional and Outside Services	0.0	0.0	0.0	0.0
6500 Travel In-State	0.0	0.0	0.0	0.0
6600 Travel Out of State	0.0	0.0	0.0	0.0
6700 Food	0.0	0.0	0.0	0.0
6800 Aid to Organizations and Individuals	0.0	0.0	0.0	0.0
7000 Other Operating Expenses	0.1	0.1	0.0	0.1
8000 Equipment	0.0	0.0	0.0	0.0
8100 Capital Outlay	0.0	0.0	0.0	0.0

Program Budget Unit Summary of Expenditures and Budget Request for Selected Funds

Agency: Department of Transportation

FY 2021 Actual	FY 2022 Expd. Plan	FY 2023 Fund. Issue	FY 2023 Total Request
-------------------	-----------------------	------------------------	--------------------------

Program: Transportation Support Services

Fund: DT2226-A Air Quality Fund

Appropriated

8600	Debt Service	0.0	0.0	0.0	0.0
9000	Cost Allocation	0.0	0.0	0.0	0.0
9100	Transfers	0.0	0.0	0.0	0.0
Appropriated Total:		0.1	0.1	0.0	0.1

Fund Total: 0.1 0.1 0.0 0.1

Fund: DT2272-A Vehicle Inspection and Certificate of Title Enforcement Fund

Appropriated

6000	Personal Services	0.0	0.0	0.0	0.0
6100	Employee Related Expenses	0.0	0.0	0.0	0.0
6200	Professional and Outside Services	0.0	0.0	0.0	0.0
6500	Travel In-State	0.0	0.0	0.0	0.0
6600	Travel Out of State	0.0	0.0	0.0	0.0
6700	Food	0.0	0.0	0.0	0.0
6800	Aid to Organizations and Individuals	0.0	0.0	0.0	0.0
7000	Other Operating Expenses	0.4	0.8	0.0	0.8
8000	Equipment	0.0	0.0	0.0	0.0
8100	Capital Outlay	0.0	0.0	0.0	0.0
8600	Debt Service	0.0	0.0	0.0	0.0
9000	Cost Allocation	0.0	0.0	0.0	0.0
9100	Transfers	0.0	0.0	0.0	0.0
Appropriated Total:		0.4	0.8	0.0	0.8

Fund Total: 0.4 0.8 0.0 0.8

Fund: DT2285-A Motor Vehicle Liability Insurance Enforcement Fund

Appropriated

0000	FTE	0.0	0.0	0.0	0.0
6000	Personal Services	0.0	0.0	0.0	0.0
6100	Employee Related Expenses	0.0	0.0	0.0	0.0

Program Budget Unit Summary of Expenditures and Budget Request for Selected Funds

Agency: Department of Transportation

FY 2021 Actual	FY 2022 Expd. Plan	FY 2023 Fund. Issue	FY 2023 Total Request
-------------------	-----------------------	------------------------	--------------------------

Program: Transportation Support Services

Fund: DT2285-A Motor Vehicle Liability Insurance Enforcement Fund

Appropriated

6200 Professional and Outside Services	0.0	0.0	0.0	0.0
6500 Travel In-State	0.0	0.0	0.0	0.0
6600 Travel Out of State	0.0	0.0	0.0	0.0
6700 Food	0.0	0.0	0.0	0.0
6800 Aid to Organizations and Individuals	0.0	0.0	0.0	0.0
7000 Other Operating Expenses	(1.6)	1.2	0.0	1.2
8000 Equipment	2.3	0.0	931.9	931.9
8100 Capital Outlay	0.0	0.0	0.0	0.0
8600 Debt Service	0.0	0.0	0.0	0.0
9000 Cost Allocation	0.0	0.0	0.0	0.0
9100 Transfers	0.0	0.0	0.0	0.0

Appropriated Total:	0.7	1.2	931.9	933.1
----------------------------	-----	-----	-------	-------

Fund Total:	0.7	1.2	931.9	933.1
--------------------	-----	-----	-------	-------

Fund: DT2414-N Shared Location & Advertisement Agreement Expense

Non-Appropriated

6000 Personal Services	0.0	0.0	0.0	0.0
6100 Employee Related Expenses	0.0	0.0	0.0	0.0
6200 Professional and Outside Services	0.0	0.0	0.0	0.0
6500 Travel In-State	0.0	0.0	0.0	0.0
6600 Travel Out of State	0.0	0.0	0.0	0.0
6700 Food	0.0	0.0	0.0	0.0
6800 Aid to Organizations and Individuals	0.0	0.0	0.0	0.0
7000 Other Operating Expenses	0.0	0.0	0.0	0.0
8000 Equipment	0.0	0.0	0.0	0.0
8100 Capital Outlay	0.0	0.0	0.0	0.0
8600 Debt Service	0.0	0.0	0.0	0.0
9000 Cost Allocation	0.0	0.0	0.0	0.0
9100 Transfers	0.0	0.0	0.0	0.0

Program Budget Unit Summary of Expenditures and Budget Request for Selected Funds

Agency: Department of Transportation

FY 2021 Actual	FY 2022 Expd. Plan	FY 2023 Fund. Issue	FY 2023 Total Request
-------------------	-----------------------	------------------------	--------------------------

Program: Transportation Support Services

Fund: DT2414-N Shared Location & Advertisement Agreement Expense

Non-Appropriated

Non-Appropriated Total:	0.0	0.0	0.0	0.0
--------------------------------	-----	-----	-----	-----

Fund Total:	0.0	0.0	0.0	0.0
--------------------	-----	-----	-----	-----

Fund: DT2449-N Employee Recognition Fund

Non-Appropriated

6000 Personal Services	0.0	0.0	0.0	0.0
6100 Employee Related Expenses	0.0	0.0	0.0	0.0
6200 Professional and Outside Services	0.0	0.0	0.0	0.0
6500 Travel In-State	0.0	0.0	0.0	0.0
6600 Travel Out of State	0.0	0.0	0.0	0.0
6700 Food	0.0	0.0	0.0	0.0
6800 Aid to Organizations and Individuals	0.0	0.0	0.0	0.0
7000 Other Operating Expenses	9.6	13.0	0.0	13.0
8000 Equipment	0.0	0.0	0.0	0.0
8100 Capital Outlay	0.0	0.0	0.0	0.0
8600 Debt Service	0.0	0.0	0.0	0.0
9000 Cost Allocation	0.0	0.0	0.0	0.0
9100 Transfers	0.0	0.0	0.0	0.0
Non-Appropriated Total:	9.6	13.0	0.0	13.0

Fund Total:	9.6	13.0	0.0	13.0
--------------------	-----	------	-----	------

Fund: DT2463-N Grant Anticipation Notes Fund

Non-Appropriated

6000 Personal Services	0.0	0.0	0.0	0.0
6100 Employee Related Expenses	0.0	0.0	0.0	0.0
6200 Professional and Outside Services	0.0	0.0	0.0	0.0
6500 Travel In-State	0.0	0.0	0.0	0.0
6600 Travel Out of State	0.0	0.0	0.0	0.0

Program Budget Unit Summary of Expenditures and Budget Request for Selected Funds

Agency: Department of Transportation

FY 2021 Actual	FY 2022 Expd. Plan	FY 2023 Fund. Issue	FY 2023 Total Request
-------------------	-----------------------	------------------------	--------------------------

Program: Transportation Support Services

Fund: DT2463-N Grant Anticipation Notes Fund

Non-Appropriated

6700 Food	0.0	0.0	0.0	0.0
6800 Aid to Organizations and Individuals	0.0	0.0	0.0	0.0
7000 Other Operating Expenses	0.0	0.0	0.0	0.0
8000 Equipment	0.0	0.0	0.0	0.0
8100 Capital Outlay	60,256.5	0.0	0.0	0.0
8600 Debt Service	0.0	0.0	0.0	0.0
9000 Cost Allocation	0.0	0.0	0.0	0.0
9100 Transfers	0.0	0.0	0.0	0.0

Non-Appropriated Total:	60,256.5	0.0	0.0	0.0
--------------------------------	----------	-----	-----	-----

Fund Total:	60,256.5	0.0	0.0	0.0
--------------------	----------	-----	-----	-----

Fund: DT2500-N IGA and ISA Fund

Non-Appropriated

0000 FTE	6.0	0.0	0.0	0.0
6000 Personal Services	207.6	343.8	0.0	343.8
6100 Employee Related Expenses	86.3	160.9	0.0	160.9
6200 Professional and Outside Services	70.0	750.3	0.0	750.3
6500 Travel In-State	0.0	0.0	0.0	0.0
6600 Travel Out of State	0.0	0.0	0.0	0.0
6700 Food	0.0	0.0	0.0	0.0
6800 Aid to Organizations and Individuals	1.4	0.0	0.0	0.0
7000 Other Operating Expenses	9,286.7	84.0	186.7	270.7
8000 Equipment	364.3	15.4	0.0	15.4
8100 Capital Outlay	0.0	0.0	0.0	0.0
8600 Debt Service	0.0	0.0	0.0	0.0
9000 Cost Allocation	1,068.1	0.0	0.0	0.0
9100 Transfers	0.0	0.0	0.0	0.0

Non-Appropriated Total:	11,084.4	1,354.4	186.7	1,541.1
--------------------------------	----------	---------	-------	---------

Fund Total:	11,084.4	1,354.4	186.7	1,541.1
--------------------	----------	---------	-------	---------

Program Budget Unit Summary of Expenditures and Budget Request for Selected Funds

Agency: Department of Transportation

FY 2021 Actual	FY 2022 Expd. Plan	FY 2023 Fund. Issue	FY 2023 Total Request
-------------------	-----------------------	------------------------	--------------------------

Program: Transportation Support Services

Fund: DT2980-N Governor's Emergency Education Relief Fund

Non-Appropriated

0000 FTE	0.0	0.0	0.0	0.0
6000 Personal Services	13.1	0.0	0.0	0.0
6100 Employee Related Expenses	0.0	0.0	0.0	0.0
6200 Professional and Outside Services	0.0	0.0	0.0	0.0
6500 Travel In-State	0.0	0.0	0.0	0.0
6600 Travel Out of State	0.0	0.0	0.0	0.0
6700 Food	0.0	0.0	0.0	0.0
6800 Aid to Organizations and Individuals	0.0	0.0	0.0	0.0
7000 Other Operating Expenses	0.0	0.0	0.0	0.0
8000 Equipment	0.0	0.0	0.0	0.0
8100 Capital Outlay	0.0	0.0	0.0	0.0
8600 Debt Service	0.0	0.0	0.0	0.0
9000 Cost Allocation	98.5	(54.9)	54.9	0.0
9100 Transfers	0.0	0.0	0.0	0.0

Non-Appropriated Total:	111.7	(54.9)	54.9	0.0
--------------------------------	-------	--------	------	-----

Fund Total:	111.7	(54.9)	54.9	0.0
--------------------	-------	--------	------	-----

Fund: DT3113-A Highway User Revenue Fund

Appropriated

6000 Personal Services	0.0	0.0	0.0	0.0
6100 Employee Related Expenses	0.0	0.0	0.0	0.0
6200 Professional and Outside Services	0.0	0.0	0.0	0.0
6500 Travel In-State	0.0	0.0	0.0	0.0
6600 Travel Out of State	0.0	0.0	0.0	0.0
6700 Food	0.0	0.0	0.0	0.0
6800 Aid to Organizations and Individuals	0.0	0.0	0.0	0.0
7000 Other Operating Expenses	1.2	16.9	0.0	16.9
8000 Equipment	0.0	0.0	0.0	0.0
8100 Capital Outlay	0.0	0.0	0.0	0.0

Program Budget Unit Summary of Expenditures and Budget Request for Selected Funds

Agency: Department of Transportation

FY 2021 Actual	FY 2022 Expd. Plan	FY 2023 Fund. Issue	FY 2023 Total Request
-------------------	-----------------------	------------------------	--------------------------

Program: Transportation Support Services

Fund: DT3113-A Highway User Revenue Fund

Appropriated

8600 Debt Service	0.0	0.0	0.0	0.0
9000 Cost Allocation	0.0	0.0	0.0	0.0
9100 Transfers	0.0	0.0	0.0	0.0
Appropriated Total:	1.2	16.9	0.0	16.9

Fund Total:	1.2	16.9	0.0	16.9
--------------------	-----	------	-----	------

Fund: DT3113-N Highway User Revenue Fund

Non-Appropriated

6000 Personal Services	0.0	0.0	0.0	0.0
6100 Employee Related Expenses	0.0	0.0	0.0	0.0
6200 Professional and Outside Services	0.0	0.0	0.0	0.0
6500 Travel In-State	0.0	0.0	0.0	0.0
6600 Travel Out of State	0.0	0.0	0.0	0.0
6700 Food	0.0	0.0	0.0	0.0
6800 Aid to Organizations and Individuals	785,238.5	0.0	0.0	0.0
7000 Other Operating Expenses	0.0	0.0	0.0	0.0
8000 Equipment	0.0	0.0	0.0	0.0
8100 Capital Outlay	0.0	0.0	0.0	0.0
8600 Debt Service	0.0	0.0	0.0	0.0
9000 Cost Allocation	0.0	0.0	0.0	0.0
9100 Transfers	0.0	0.0	0.0	0.0
Non-Appropriated Total:	785,238.5	0.0	0.0	0.0

Fund Total:	785,238.5	0.0	0.0	0.0
--------------------	-----------	-----	-----	-----

Fund: DT5004-N State Highway Fund Bonds Debt Service Fund

Non-Appropriated

6000 Personal Services	0.0	0.0	0.0	0.0
6100 Employee Related Expenses	0.0	0.0	0.0	0.0

Program Budget Unit Summary of Expenditures and Budget Request for Selected Funds

Agency: Department of Transportation

FY 2021 Actual	FY 2022 Expd. Plan	FY 2023 Fund. Issue	FY 2023 Total Request
-------------------	-----------------------	------------------------	--------------------------

Program: Transportation Support Services

Fund: DT5004-N State Highway Fund Bonds Debt Service Fund

Non-Appropriated

6200 Professional and Outside Services	0.0	0.0	0.0	0.0
6500 Travel In-State	0.0	0.0	0.0	0.0
6600 Travel Out of State	0.0	0.0	0.0	0.0
6700 Food	0.0	0.0	0.0	0.0
6800 Aid to Organizations and Individuals	0.0	0.0	0.0	0.0
7000 Other Operating Expenses	0.0	0.0	0.0	0.0
8000 Equipment	0.0	0.0	0.0	0.0
8100 Capital Outlay	140,212.7	0.0	0.0	0.0
8600 Debt Service	0.0	0.0	0.0	0.0
9000 Cost Allocation	0.0	0.0	0.0	0.0
9100 Transfers	0.0	0.0	0.0	0.0

Non-Appropriated Total:

	140,212.7	0.0	0.0	0.0
--	-----------	-----	-----	-----

Fund Total:	140,212.7	0.0	0.0	0.0
--------------------	-----------	-----	-----	-----

Fund: DT5008-N Regional Area Road Fund Debt Service Fund

Non-Appropriated

6000 Personal Services	0.0	0.0	0.0	0.0
6100 Employee Related Expenses	0.0	0.0	0.0	0.0
6200 Professional and Outside Services	0.0	0.0	0.0	0.0
6500 Travel In-State	0.0	0.0	0.0	0.0
6600 Travel Out of State	0.0	0.0	0.0	0.0
6700 Food	0.0	0.0	0.0	0.0
6800 Aid to Organizations and Individuals	0.0	0.0	0.0	0.0
7000 Other Operating Expenses	0.0	0.0	0.0	0.0
8000 Equipment	0.0	0.0	0.0	0.0
8100 Capital Outlay	142,397.9	0.0	0.0	0.0
8600 Debt Service	0.0	0.0	0.0	0.0
9000 Cost Allocation	0.0	0.0	0.0	0.0
9100 Transfers	0.0	0.0	0.0	0.0

Program Budget Unit Summary of Expenditures and Budget Request for Selected Funds

Agency: Department of Transportation

FY 2021 Actual	FY 2022 Expd. Plan	FY 2023 Fund. Issue	FY 2023 Total Request
-------------------	-----------------------	------------------------	--------------------------

Program: Transportation Support Services

Fund: DT5008-N Regional Area Road Fund Debt Service Fund

Non-Appropriated

Non-Appropriated Total:	142,397.9	0.0	0.0	0.0
--------------------------------	-----------	-----	-----	-----

Fund Total:	142,397.9	0.0	0.0	0.0
--------------------	-----------	-----	-----	-----

Program Total For Selected Funds:	1,526,114.8	58,898.0	(7,968.2)	50,929.8
--	-------------	----------	-----------	----------

Program Expenditure Schedule

Agency:	Department of Transportation
Program:	Transportation Support Services

	FY 2021 Actual	FY 2022 Expd. Plan
FTE	598.5	0.0
Expenditure Category Total	598.5	0.0
Appropriated		
DT2005-A State Aviation Fund (Appropriated)	10.0	0.0
DT2030-A State Highway Fund (Appropriated)	578.5	0.0
	588.5	0.0
Non-Appropriated		
DT2030-N State Highway Fund (Non-Appropriated)	3.0	0.0
DT2031-N Arizona Highways Magazine Fund (Non-Appropriated)	1.0	0.0
DT2500-N IGA and ISA Fund (Non-Appropriated)	6.0	0.0
	10.0	0.0
Fund Source Total	598.5	0.0
<hr/>		
Personal Services	32,583.3	34,974.3
Boards and Commissions	0.0	0.0
Expenditure Category Total	32,583.3	34,974.3
Appropriated		
DT2005-A State Aviation Fund (Appropriated)	23.3	20.0
DT2030-A State Highway Fund (Appropriated)	31,910.3	34,084.0
	31,933.6	34,104.0
Non-Appropriated		
DT2030-N State Highway Fund (Non-Appropriated)	429.0	526.5
DT2500-N IGA and ISA Fund (Non-Appropriated)	207.6	343.8
DT2980-N Governor's Emergency Education Relief Fund (Non-Appropriated)	13.1	0.0
	649.7	870.3
Fund Source Total	32,583.3	34,974.3
<hr/>		
Employee Related Expenses	14,915.6	15,982.4
Expenditure Category Total	14,915.6	15,982.4
Appropriated		
DT2005-A State Aviation Fund (Appropriated)	12.9	5.9
DT2030-A State Highway Fund (Appropriated)	14,654.9	15,603.7
	14,667.8	15,609.6
Non-Appropriated		
DT2030-N State Highway Fund (Non-Appropriated)	161.5	211.9
DT2500-N IGA and ISA Fund (Non-Appropriated)	86.3	160.9
	247.8	372.8
Fund Source Total	14,915.6	15,982.4
<hr/>		
Professional and Outside Services		8,987.3
External Prof/Outside Serv Budg And Appn	0.0	
External Investment Services	0.0	
Other External Financial Services	130.1	
Attorney General Legal Services	0.0	
External Legal Services	15.4	
External Engineer/Architect Cost - Exp	0.0	
External Engineer/Architect Cost- Cap	0.0	
Other Design	25.8	
Temporary Agency Services	1,011.4	
Hospital Services	0.0	

Program Expenditure Schedule

Agency:	Department of Transportation
Program:	Transportation Support Services

	FY 2021 Actual	FY 2022 Expd. Plan
Other Medical Services	140.3	
Institutional Care	0.0	
Education And Training	22.0	
Vendor Travel	0.9	
Professional & Outside Services Excluded from Cost Alloca	0.0	
Vendor Travel - Non Reportable	0.0	
External Telecom Consulting Services	4,754.7	
Costs related to those in custody of the State	0.0	
Non - Confidential Specialist Fees	0.0	
Confidential Specialist Fees	0.0	
Outside Actuarial Costs	0.0	
Other Professional And Outside Services	1,898.2	
Expenditure Category Total	7,998.9	8,987.3
Appropriated		
DT2005-A State Aviation Fund (Appropriated)	32.7	66.0
DT2030-A State Highway Fund (Appropriated)	7,838.4	8,171.0
	7,871.1	8,237.0
Non-Appropriated		
DT2030-N State Highway Fund (Non-Appropriated)	57.8	0.0
DT2500-N IGA and ISA Fund (Non-Appropriated)	70.0	750.3
	127.7	750.3
Fund Source Total	7,998.9	8,987.3
<hr/>		
Travel In-State	31.1	101.8
Expenditure Category Total	31.1	101.8
Appropriated		
DT2005-A State Aviation Fund (Appropriated)	0.1	5.0
DT2030-A State Highway Fund (Appropriated)	31.0	86.8
	31.1	91.8
Non-Appropriated		
DT2030-N State Highway Fund (Non-Appropriated)	0.0	10.0
	0.0	10.0
Fund Source Total	31.1	101.8
<hr/>		
Travel Out of State	(0.6)	82.2
Expenditure Category Total	(0.6)	82.2
Appropriated		
DT2005-A State Aviation Fund (Appropriated)	1.7	9.0
DT2030-A State Highway Fund (Appropriated)	(2.2)	73.2
	(0.6)	82.2
Fund Source Total	(0.6)	82.2
<hr/>		
Food	0.0	0.0
Expenditure Category Total	0.0	0.0
<hr/>		
Aid to Organizations and Individuals	785,240.3	0.0

Program Expenditure Schedule

Agency:	Department of Transportation
Program:	Transportation Support Services

	FY 2021 Actual	FY 2022 Expd. Plan
Expenditure Category Total	785,240.3	0.0
Appropriated		
DT2030-A State Highway Fund (Appropriated)	0.5	0.0
	0.5	0.0
Non-Appropriated		
DT2500-N IGA and ISA Fund (Non-Appropriated)	1.4	0.0
DT3113-N Highway User Revenue Fund (Non-Appropriated)	785,238.5	0.0
	785,239.8	0.0
Fund Source Total	785,240.3	0.0
Other Operating Expenses		50,941.1
Other Operating Expenditures Budg Approp	0.0	
Other Operating Expenditures Excluded from Cost Allocati	0.0	
Risk Management Charges To State Agency	16,344.2	
Risk Management Deductible - Indemnity	0.0	
Risk Management Deductible - Legal	0.0	
Risk Management Deductible - Medical	0.0	
Risk Management Deductible - Other	0.0	
Gen Liab- Non Physical-Taxable- Self Ins	0.0	
Gross Proceeds Payments To Attorneys	0.0	
General Liability- Non-Taxable- Self Ins	0.0	
Medical Malpractice - Self-Insured	0.0	
Automobile Liability - Self Insured	0.0	
General Property Damage - Self- Insured	0.0	
Automobile Physical Damage-Self Insured	0.0	
Liability Insurance Premiums	0.0	
Property Insurance Premiums	0.0	
Workers Compensation Benefit Payments	0.0	
Self Insurance - Administrative Fees	0.0	
Self Insurance - Premiums	0.0	
Self Insurance - Claim Payments	0.0	
Self Insurance - Pharmacy Claims	0.0	
Premium Tax On Altcs	0.0	
Other Insurance-Related Charges	0.0	
Internal Service Data Processing	1,135.4	
Internal Service Data Proc- Pc/Lan	0.0	
External Programming-Mainframe/Legacy	2,021.9	
External Programming- Pc/Lan/Serv/Web	0.0	
External Data Entry	0.0	
Othr External Data Proc-Mainframe/Legacy	0.0	
Othr External Data Proc-Pc/Lan/Serv/Web	626.7	
Pmt for AFIS Development & Usage	1,836.4	
Internal Service Telecommunications	0.0	
External Telecom Long Distance-In-State	5,839.4	
External Telecom Long Distance-Out-State	0.0	
Other External Telecommunication Service	0.0	
Electricity	2,086.5	
Sanitation Waste Disposal	673.3	
Water	289.8	
Gas And Fuel Oil For Buildings	207.7	
Other Utilities	0.0	

Program Expenditure Schedule

Agency:	Department of Transportation
Program:	Transportation Support Services

	FY 2021 Actual	FY 2022 Expd. Plan
Building Rent Charges To State Agencies	0.0	
Priv Lease To Own Bld Rent Chrgs To Agy	0.0	
Cert Of Part Bld Rent Chrgs To Agy	0.0	
Rental Of Land And Buildings	1,119.6	
Rental Of Computer Equipment	0.0	
Rental Of Other Machinery And Equipment	351.2	
Miscellaneous Rent	286.8	
Interest On Overdue Payments	0.0	
All Other Interest Payments	0.0	
Internal Acct/Budg/Financial Svcs	0.0	
Other Internal Services	0.0	
Repair And Maintenance - Buildings	3,000.1	
Repair And Maintenance - Vehicles	515.0	
Repair And Maint - Mainframe And Legacy	2.5	
Repair And Maint-Pc/Lan/Serv/Web	0.0	
Repair And Maintenance - Other Equipment	10.9	
Other Repair And Maintenance	649.6	
Software Support And Maintenance	6,904.0	
Uniforms	26.7	
Inmate Clothing	0.0	
Security Supplies	0.0	
Office Supplies	126.8	
Computer Supplies	334.7	
Housekeeping Supplies	39.1	
Bedding And Bath Supplies	0.0	
Drugs And Medicine Supplies	0.0	
Medical Supplies	0.9	
Dental Supplies	0.0	
Automotive And Transportation Fuels	3,727.1	
Automotive Lubricants And Supplies	5,683.7	
Rpr And Maint Supplies-Not Auto Or Build	1,698.2	
Repair And Maintenance Supplies-Building	634.0	
Other Operating Supplies	26.8	
Publications	0.0	
Aggregate Withheld Or Paid Commissions	0.0	
Lottery Prizes	0.0	
Lottery Distribution Costs	0.0	
Material for Further Processing	0.0	
Other Resale Supplies	0.0	
Loss On Sales Of Capital Assets	0.0	
Loss on Sales of Investments	0.0	
Employee Tuition Reimbursement-Graduate	0.0	
Employee Tuition Reimb Under-Grad/Other	94.5	
Conference Registration-Attendance Fees	40.7	
Other Education And Training Costs	26.0	
Advertising	5.8	
Sponsorships	0.0	
Internal Printing	0.0	
External Printing	19.4	
Photography	0.0	
Postage And Delivery	48.6	

Program Expenditure Schedule

Agency:	Department of Transportation
Program:	Transportation Support Services

	FY 2021 Actual	FY 2022 Expd. Plan
Document shredding and Destruction Services	2.4	
Translation and Sign Language Services	0.0	
Distribution To State Universities	0.0	
Other Intrastate Distributions	0.0	
Awards	69.1	
Entertainment And Promotional Items	(16.4)	
Dues	34.8	
Books- Subscriptions And Publications	173.3	
Costs For Digital Image Or Microfilm	15.8	
Revolving Fund Advances	0.0	
Credit Card Fees Over Approved Limit	0.0	
Relief Bill Expenditures	0.0	
Surplus Property Distr To State Agencies	0.0	
Security Services	0.0	
Judgments - Damages	0.0	
ICA Payments to Claimants Confidential	0.0	
Jdgmnt-Confidential Restitution To Indiv	0.0	
Judgments - Non-Confidential Restitution	0.0	
Judgments - Punitive And Compensatory	0.0	
Pmts Made to Resolve/Disputes/Avoid Costs of Litigation	0.0	
Pmts For Contracted State Inmate Labor	0.1	
Payments To State Inmates	0.3	
Bad Debt Expense	0.0	
Interview Expense	0.0	
Employee Relocations-Nontaxable	0.0	
Employee Relocations-Taxable	0.0	
Non-Confidential Invest/Legal/Law Enf	0.0	
Conf/Sensitive Invest/Legal/Undercover	0.0	
Fingerprinting, Background Checks, Etc.	0.0	
Other Miscellaneous Operating	123.4	
Expenditure Category Total	56,837.0	50,941.1
Appropriated		
AA1000-A General Fund (Appropriated)	0.0	0.0
DT2005-A State Aviation Fund (Appropriated)	846.6	1,342.7
DT2030-A State Highway Fund (Appropriated)	43,972.3	47,770.9
DT2108-A Safety Enforcement and Transportation Infrastructure Fun	0.6	0.0
DT2226-A Air Quality Fund (Appropriated)	0.1	0.1
DT2272-A Vehicle Inspection and Certificate of Title Enforcement Fu	0.4	0.8
DT2285-A Motor Vehicle Liability Insurance Enforcement Fund (Appr	(1.6)	1.2
DT3113-A Highway User Revenue Fund (Appropriated)	1.2	16.9
	44,819.6	49,132.6
Non-Appropriated		
DT2030-N State Highway Fund (Non-Appropriated)	2,721.2	1,711.5
DT2414-N Shared Location & Advertisement Agreement Expense (No	0.0	0.0
DT2449-N Employee Recognition Fund (Non-Appropriated)	9.6	13.0
DT2500-N IGA and ISA Fund (Non-Appropriated)	9,286.7	84.0
	12,017.4	1,808.5
Fund Source Total	56,837.0	50,941.1
Current Year Expenditures		2,582.6
Capital Equipment Budget And Approp	0.0	

Program Expenditure Schedule

Agency:	Department of Transportation
Program:	Transportation Support Services

	FY 2021 Actual	FY 2022 Expd. Plan
Vehicles Capital Purchase	536.8	
Vehicles Capital Leases	0.0	
Furniture Capital Purchase	0.0	
Depreciable Works Of Art & Hist Treas/Coll Capital Purcha	0.0	
Non Depr Works Of Art & Hist Treas/Coll Cap Purchase	0.0	
Furniture Capital Leases	0.0	
Computer Equipment Capital Purchase	658.6	
Computer Equipment Capital Lease	0.0	
Telecommunication Equip-Capital Purchase	0.0	
Telecommunication Equip-Capital Lease	0.0	
Other Equipment Capital Purchase	0.0	
Other Equipment Capital Leases	0.0	
Purchased Or Licensed Software-Website	0.0	
Internally Generated Software-Website	0.0	
Development in Progress	0.0	
Right-Of-Way/Easement/Extraction Rights	0.0	
Oth Int Assets purchased, licensed or internally generate	0.0	
Other intangible assets acquired by capital lease	0.0	
Other Capital Asset Purchases	0.0	
Leasehold Improvement-Capital Purchase	0.0	
Other Capital Asset Leases	0.0	
Non-Capital Equip Budget And Approp	0.0	
Vehicles Non-Capital Purchase	2.7	
Vehicles Non-Capital Leases	0.0	
Furniture Non-Capital Purchase	111.6	
Works Of Art And Hist Treas-Non Capital	0.0	
Furniture Non-Capital Leases	0.0	
Computer Equipment Non-Capital Purchase	2,324.7	
Computer Equipment Non-Capital Lease	0.0	
Telecomm Equip Non-Capital Purchase	48.7	
Telecomm Equip Non-Capital Leases	0.0	
Other Equipment Non-Capital Purchase	72.6	
Weapons Non-Capital Purchase	0.0	
Other Equipment Non-Capital Lease	1.0	
Purchased Or Licensed Software/Website	6.1	
Internally Generated Software/Website	0.0	
LICENSES AND PERMITS	0.0	
Right-Of-Way/Easement/Extraction Exp	0.0	
Other Intangible Assets - Purchased, Licensed or Internall	0.0	
Noncapital Software/Web By Capital Lease	0.0	
Other Intangible Assets Acquired by Capital Lease	0.0	
Other Long Lived Tangible Assets to be Expenses	0.0	
Non-Capital Equipment Excluded from Cost Allocation	0.0	

Program Expenditure Schedule

Agency:	Department of Transportation
Program:	Transportation Support Services

	FY 2021 Actual	FY 2022 Expd. Plan
Expenditure Category Total	3,762.9	2,582.6
Appropriated		
DT2005-A State Aviation Fund (Appropriated)	220.5	12.0
DT2030-A State Highway Fund (Appropriated)	3,175.7	2,555.2
DT2285-A Motor Vehicle Liability Insurance Enforcement Fund (Appr	2.3	0.0
	3,398.5	2,567.2
Non-Appropriated		
DT2030-N State Highway Fund (Non-Appropriated)	0.0	0.0
DT2500-N IGA and ISA Fund (Non-Appropriated)	364.3	15.4
	364.4	15.4
Fund Source Total	3,762.9	2,582.6
Capital Outlay	676,104.8	10.5
Expenditure Category Total	676,104.8	10.5
Appropriated		
AA1000-A General Fund (Appropriated)	187.3	0.0
DT2005-A State Aviation Fund (Appropriated)	136.6	10.0
DT2030-A State Highway Fund (Appropriated)	178.7	0.5
	502.7	10.5
Non-Appropriated		
DT2005-N State Aviation Fund (Non-Appropriated)	5,708.7	0.0
DT2029-N Regional Area Road Fund - Maricopa County (Non-Approp	218,234.1	0.0
DT2030-N State Highway Fund (Non-Appropriated)	108,792.2	0.0
DT2097-N ADOT Federal Programs Fund (Non-Appropriated)	0.0	0.0
DT2463-N Grant Anticipation Notes Fund (Non-Appropriated)	60,256.5	0.0
DT5004-N State Highway Fund Bonds Debt Service Fund (Non-Appro	140,212.7	0.0
DT5008-N Regional Area Road Fund Debt Service Fund (Non-Approp	142,397.9	0.0
	675,602.1	0.0
Fund Source Total	676,104.8	10.5
Debt Service	0.0	0.0
Expenditure Category Total	0.0	0.0
Cost Allocation	(52,186.8)	(54,854.9)
Expenditure Category Total	(52,186.8)	(54,854.9)
Appropriated		
DT2030-A State Highway Fund (Appropriated)	(53,353.4)	(54,800.0)
	(53,353.4)	(54,800.0)
Non-Appropriated		
DT2500-N IGA and ISA Fund (Non-Appropriated)	1,068.1	0.0
DT2980-N Governor's Emergency Education Relief Fund (Non-Appro	98.5	(54.9)
	1,166.6	(54.9)
Fund Source Total	(52,186.8)	(54,854.9)
Transfers	828.2	90.7

Program Expenditure Schedule

Agency:	Department of Transportation
Program:	Transportation Support Services

	FY 2021 Actual	FY 2022 Expd. Plan
Expenditure Category Total	828.2	90.7
Appropriated		
DT2030-A State Highway Fund (Appropriated)	828.2	90.7
	828.2	90.7
Fund Source Total	828.2	90.7

Employee Retirement Coverage

Retirement System	FTE	Personal Services	Fund#
Non-Participating	10.5	718.3	DT2030-A
Arizona State Retirement System	10.0	466.6	DT2005-A
Arizona State Retirement System	568.0	33,181.6	DT2030-A
Arizona State Retirement System	3.0	199.0	DT2030-N
Arizona State Retirement System	1.0	65.0	DT2031-N
Arizona State Retirement System	6.0	343.8	DT2500-N

Combined Regular & Elected Positions At/Above FICA Maximum of \$142,800

Total FTE	Personal Services	FTE's not eligible for Health, Dental & Life
0.0	0.0	0.0

Program Budget Unit Summary of Expenditures and Budget Request for All Funds

Agency:	Department of Transportation
Program:	Arizona Highways Magazine

Expenditure Categories		FY 2021	FY 2022	FY 2023	FY 2023
		Actual	Expd. Plan	Fund. Issue	Total Request
0000	FTE	16.0	0.0	0.0	0.0
6000	Personal Services	1,197.2	1,165.5	0.0	1,165.5
6100	Employee Related Expenses	453.9	462.7	0.0	462.7
6200	Professional and Outside Services	484.0	301.0	0.0	301.0
6500	Travel In-State	1.4	3.7	0.0	3.7
6600	Travel Out of State	0.0	10.7	0.0	10.7
6700	Food	0.0	0.0	0.0	0.0
6800	Aid to Organizations and Individuals	0.0	0.0	0.0	0.0
7000	Other Operating Expenses	2,668.1	2,869.9	0.0	2,869.9
8000	Equipment	5.9	17.4	0.0	17.4
8100	Capital Outlay	0.0	0.0	0.0	0.0
8600	Debt Service	0.0	0.0	0.0	0.0
9000	Cost Allocation	0.0	0.0	0.0	0.0
9100	Transfers	0.0	0.0	0.0	0.0
Expenditure Categories Total:		4,810.3	4,830.9	0.0	4,830.9
Fund Source					
Non-Appropriated Funds					
DT2031-N Arizona Highways Magazine Fund (Non-Appropriated)		4,810.3	4,830.9	0.0	4,830.9
		4,810.3	4,830.9	0.0	4,830.9
Fund Source Total:		4,810.3	4,830.9	0.0	4,830.9

Program Budget Unit Summary of Expenditures and Budget Request for Selected Funds

Agency: Department of Transportation

FY 2021 Actual	FY 2022 Expd. Plan	FY 2023 Fund. Issue	FY 2023 Total Request
-------------------	-----------------------	------------------------	--------------------------

Program: Arizona Highways Magazine

Fund: DT2031-N Arizona Highways Magazine Fund

Non-Appropriated

0000 FTE	16.0	0.0	0.0	0.0
6000 Personal Services	1,197.2	1,165.5	0.0	1,165.5
6100 Employee Related Expenses	453.9	462.7	0.0	462.7
6200 Professional and Outside Services	484.0	301.0	0.0	301.0
6500 Travel In-State	1.4	3.7	0.0	3.7
6600 Travel Out of State	0.0	10.7	0.0	10.7
6700 Food	0.0	0.0	0.0	0.0
6800 Aid to Organizations and Individuals	0.0	0.0	0.0	0.0
7000 Other Operating Expenses	2,668.1	2,869.9	0.0	2,869.9
8000 Equipment	5.9	17.4	0.0	17.4
8100 Capital Outlay	0.0	0.0	0.0	0.0
8600 Debt Service	0.0	0.0	0.0	0.0
9000 Cost Allocation	0.0	0.0	0.0	0.0
9100 Transfers	0.0	0.0	0.0	0.0

Non-Appropriated Total:	4,810.3	4,830.9	0.0	4,830.9
--------------------------------	---------	---------	-----	---------

Fund Total:	4,810.3	4,830.9	0.0	4,830.9
--------------------	---------	---------	-----	---------

Program Total For Selected Funds:	4,810.3	4,830.9	0.0	4,830.9
--	---------	---------	-----	---------

Program Expenditure Schedule

Agency:	Department of Transportation
Program:	Arizona Highways Magazine

	FY 2021 Actual	FY 2022 Expd. Plan
FTE	16.0	0.0
Expenditure Category Total	16.0	0.0
Non-Appropriated		
DT2031-N Arizona Highways Magazine Fund (Non-Appropriated)	16.0	0.0
Fund Source Total	16.0	0.0
Personal Services	1,197.2	1,165.5
Boards and Commissions	0.0	0.0
Expenditure Category Total	1,197.2	1,165.5
Non-Appropriated		
DT2031-N Arizona Highways Magazine Fund (Non-Appropriated)	1,197.2	1,165.5
Fund Source Total	1,197.2	1,165.5
Employee Related Expenses	453.9	462.7
Expenditure Category Total	453.9	462.7
Non-Appropriated		
DT2031-N Arizona Highways Magazine Fund (Non-Appropriated)	453.9	462.7
Fund Source Total	453.9	462.7
Professional and Outside Services		301.0
External Prof/Outside Serv Budg And Appn	0.0	
External Investment Services	0.0	
Other External Financial Services	82.0	
Attorney General Legal Services	0.0	
External Legal Services	1.0	
External Engineer/Architect Cost - Exp	0.0	
External Engineer/Architect Cost- Cap	0.0	
Other Design	0.0	
Temporary Agency Services	16.3	
Hospital Services	0.0	
Other Medical Services	0.0	
Institutional Care	0.0	
Education And Training	0.0	
Vendor Travel	0.0	
Professional & Outside Services Excluded from Cost Alloca	0.0	
Vendor Travel - Non Reportable	0.0	
External Telecom Consulting Services	0.0	
Costs related to those in custody of the State	0.0	
Non - Confidential Specialist Fees	0.0	
Confidential Specialist Fees	0.0	
Outside Actuarial Costs	0.0	
Other Professional And Outside Services	384.7	

Program Expenditure Schedule

Agency:	Department of Transportation
Program:	Arizona Highways Magazine

	FY 2021 Actual	FY 2022 Expd. Plan
Expenditure Category Total	484.0	301.0
Non-Appropriated		
DT2031-N Arizona Highways Magazine Fund (Non-Appropriated)	484.0	301.0
Fund Source Total	484.0	301.0
 Travel In-State	 1.4	 3.7
Expenditure Category Total	1.4	3.7
Non-Appropriated		
DT2031-N Arizona Highways Magazine Fund (Non-Appropriated)	1.4	3.7
Fund Source Total	1.4	3.7
 Travel Out of State	 0.0	 10.7
Expenditure Category Total	0.0	10.7
Non-Appropriated		
DT2031-N Arizona Highways Magazine Fund (Non-Appropriated)	0.0	10.7
Fund Source Total	0.0	10.7
 Food	 0.0	 0.0
Expenditure Category Total	0.0	0.0
 Aid to Organizations and Individuals	 0.0	 0.0
Expenditure Category Total	0.0	0.0
 Other Operating Expenses		2,869.9
Other Operating Expenditures Budg Approp	0.0	
Other Operating Expenditures Excluded from Cost Allocati	0.0	
Risk Management Charges To State Agency	0.0	
Risk Management Deductible - Indemnity	0.0	
Risk Management Deductible - Legal	0.0	
Risk Management Deductible - Medical	0.0	
Risk Management Deductible - Other	0.0	
Gen Liab- Non Physical-Taxable- Self Ins	0.0	
Gross Proceeds Payments To Attorneys	0.0	
General Liability- Non-Taxable- Self Ins	0.0	
Medical Malpractice - Self-Insured	0.0	
Automobile Liability - Self Insured	0.0	
General Property Damage - Self- Insured	0.0	
Automobile Physical Damage-Self Insured	0.0	
Liability Insurance Premiums	0.0	
Property Insurance Premiums	0.0	
Workers Compensation Benefit Payments	0.0	
Self Insurance - Administrative Fees	0.0	
Self Insurance - Premiums	0.0	
Self Insurance - Claim Payments	0.0	
Self Insurance - Pharmacy Claims	0.0	
Premium Tax On Altcs	0.0	

Program Expenditure Schedule

Agency:	Department of Transportation
Program:	Arizona Highways Magazine

	FY 2021 Actual	FY 2022 Expd. Plan
Other Insurance-Related Charges	0.0	
Internal Service Data Processing	0.0	
Internal Service Data Proc- Pc/Lan	0.0	
External Programming-Mainframe/Legacy	0.0	
External Programming- Pc/Lan/Serv/Web	0.0	
External Data Entry	0.0	
Othr External Data Proc-Mainframe/Legacy	0.0	
Othr External Data Proc-Pc/Lan/Serv/Web	0.0	
Pmt for AFIS Development & Usage	0.0	
Internal Service Telecommunications	0.0	
External Telecom Long Distance-In-State	0.0	
External Telecom Long Distance-Out-State	0.0	
Other External Telecommunication Service	0.0	
Electricity	0.0	
Sanitation Waste Disposal	0.0	
Water	0.0	
Gas And Fuel Oil For Buildings	0.0	
Other Utilities	0.0	
Building Rent Charges To State Agencies	0.0	
Priv Lease To Own Bld Rent Chrgs To Agy	0.0	
Cert Of Part Bld Rent Chrgs To Agy	0.0	
Rental Of Land And Buildings	0.0	
Rental Of Computer Equipment	0.0	
Rental Of Other Machinery And Equipment	0.7	
Miscellaneous Rent	0.0	
Interest On Overdue Payments	0.0	
All Other Interest Payments	0.0	
Internal Acct/Budg/Financial Svcs	0.0	
Other Internal Services	0.0	
Repair And Maintenance - Buildings	0.0	
Repair And Maintenance - Vehicles	0.0	
Repair And Maint - Mainframe And Legacy	0.0	
Repair And Maint-Pc/Lan/Serv/Web	0.0	
Repair And Maintenance - Other Equipment	1.5	
Other Repair And Maintenance	0.0	
Software Support And Maintenance	0.0	
Uniforms	0.0	
Inmate Clothing	0.0	
Security Supplies	0.0	
Office Supplies	3.9	
Computer Supplies	4.7	
Housekeeping Supplies	0.0	
Bedding And Bath Supplies	0.0	
Drugs And Medicine Supplies	0.0	
Medical Supplies	0.0	
Dental Supplies	0.0	
Automotive And Transportation Fuels	0.0	
Automotive Lubricants And Supplies	0.0	
Rpr And Maint Supplies-Not Auto Or Build	0.0	
Repair And Maintenance Supplies-Building	0.0	
Other Operating Supplies	0.0	

Program Expenditure Schedule

Agency:	Department of Transportation
Program:	Arizona Highways Magazine

	FY 2021 Actual	FY 2022 Expd. Plan
Publications	1,005.2	
Aggregate Withheld Or Paid Commissions	0.0	
Lottery Prizes	0.0	
Lottery Distribution Costs	0.0	
Material for Further Processing	0.0	
Other Resale Supplies	566.5	
Loss On Sales Of Capital Assets	0.0	
Loss on Sales of Investments	0.0	
Employee Tuition Reimbursement-Graduate	0.0	
Employee Tuition Reimb Under-Grad/Other	0.0	
Conference Registration-Attendance Fees	4.9	
Other Education And Training Costs	0.0	
Advertising	34.5	
Sponsorships	0.0	
Internal Printing	0.0	
External Printing	233.9	
Photography	0.0	
Postage And Delivery	773.2	
Document shredding and Destruction Services	0.0	
Translation and Sign Language Services	0.0	
Distribution To State Universities	0.0	
Other Intrastate Distributions	0.0	
Awards	0.0	
Entertainment And Promotional Items	6.9	
Dues	9.0	
Books- Subscriptions And Publications	0.1	
Costs For Digital Image Or Microfilm	0.0	
Revolving Fund Advances	0.0	
Credit Card Fees Over Approved Limit	0.0	
Relief Bill Expenditures	0.0	
Surplus Property Distr To State Agencies	0.0	
Security Services	0.0	
Judgments - Damages	0.0	
ICA Payments to Claimants Confidential	0.0	
Jdgmnt-Confidential Restitution To Indiv	0.0	
Judgments - Non-Confidential Restitution	0.0	
Judgments - Punitive And Compensatory	0.0	
Pmts Made to Resolve/Disputes/Avoid Costs of Litigation	0.0	
Pmts For Contracted State Inmate Labor	0.0	
Payments To State Inmates	0.0	
Bad Debt Expense	0.8	
Interview Expense	0.0	
Employee Relocations-Nontaxable	0.0	
Employee Relocations-Taxable	0.0	
Non-Confidential Invest/Legal/Law Enf	0.0	
Conf/Sensitive Invest/Legal/Undercover	0.0	
Fingerprinting, Background Checks, Etc.	0.0	
Other Miscellaneous Operating	22.4	

Program Expenditure Schedule

Agency:	Department of Transportation
Program:	Arizona Highways Magazine

	FY 2021 Actual	FY 2022 Expd. Plan
Expenditure Category Total	2,668.1	2,869.9
Non-Appropriated		
DT2031-N Arizona Highways Magazine Fund (Non-Appropriated)	2,668.1	2,869.9
	2,668.1	2,869.9
Fund Source Total	2,668.1	2,869.9
Current Year Expenditures		17.4
Capital Equipment Budget And Approp	0.0	
Vehicles Capital Purchase	0.0	
Vehicles Capital Leases	0.0	
Furniture Capital Purchase	0.0	
Depreciable Works Of Art & Hist Treas/Coll Capital Purcha	0.0	
Non Depr Works Of Art & Hist Treas/Coll Cap Purchase	0.0	
Furniture Capital Leases	0.0	
Computer Equipment Capital Purchase	0.0	
Computer Equipment Capital Lease	0.0	
Telecommunication Equip-Capital Purchase	0.0	
Telecommunication Equip-Capital Lease	0.0	
Other Equipment Capital Purchase	0.0	
Other Equipment Capital Leases	0.0	
Purchased Or Licensed Software-Website	0.0	
Internally Generated Software-Website	0.0	
Development in Progress	0.0	
Right-Of-Way/Easement/Extraction Rights	0.0	
Oth Int Assets purchased, licensed or internally generate	0.0	
Other intangible assets acquired by capital lease	0.0	
Other Capital Asset Purchases	0.0	
Leasehold Improvement-Capital Purchase	0.0	
Other Capital Asset Leases	0.0	
Non-Capital Equip Budget And Approp	0.0	
Vehicles Non-Capital Purchase	0.0	
Vehicles Non-Capital Leases	0.0	
Furniture Non-Capital Purchase	0.0	
Works Of Art And Hist Treas-Non Capital	0.0	
Furniture Non-Capital Leases	0.0	
Computer Equipment Non-Capital Purchase	5.7	
Computer Equipment Non-Capital Lease	0.0	
Telecomm Equip Non-Capital Purchase	0.1	
Telecomm Equip Non-Capital Leases	0.0	
Other Equipment Non-Capital Purchase	0.0	
Weapons Non-Capital Purchase	0.0	
Other Equipment Non-Capital Lease	0.0	
Purchased Or Licensed Software/Website	0.1	
Internally Generated Software/Website	0.0	
LICENSES AND PERMITS	0.0	
Right-Of-Way/Easement/Extraction Exp	0.0	
Other Intangible Assets - Purchased, Licensed or Internall	0.0	
Noncapital Software/Web By Capital Lease	0.0	
Other Intangible Assets Acquired by Capital Lease	0.0	
Other Long Lived Tangible Assets to be Expenses	0.0	
Non-Capital Equipment Excluded from Cost Allocation	0.0	

Program Expenditure Schedule

Agency:	Department of Transportation
Program:	Arizona Highways Magazine

	FY 2021 Actual	FY 2022 Expd. Plan
Expenditure Category Total	5.9	17.4
Non-Appropriated		
DT2031-N Arizona Highways Magazine Fund (Non-Appropriated)	5.9	17.4
Fund Source Total	5.9	17.4
 Capital Outlay		
Expenditure Category Total	0.0	0.0
 Debt Service		
Expenditure Category Total	0.0	0.0
 Cost Allocation		
Expenditure Category Total	0.0	0.0
 Transfers		
Expenditure Category Total	0.0	0.0

Employee Retirement Coverage			
Retirement System	FTE	Personal Services	Fund#
Arizona State Retirement System	16.0	1,165.5	DT2031-N
Combined Regular & Elected Positions At/Above FICA Maximum of \$142,800			
Total FTE	Personal Services	FTE's not eligible for Health, Dental & Life	
0.0	0.0	0.0	

Program Budget Unit Summary of Expenditures and Budget Request for All Funds

Agency:	Department of Transportation
Program:	SLI Attorney General Legal Services

Expenditure Categories		FY 2021	FY 2022	FY 2023	FY 2023
		Actual	Expd. Plan	Fund. Issue	Total Request
6000	Personal Services	0.0	0.0	0.0	0.0
6100	Employee Related Expenses	0.0	0.0	0.0	0.0
6200	Professional and Outside Services	3,623.7	3,623.7	0.0	3,623.7
6500	Travel In-State	0.0	0.0	0.0	0.0
6600	Travel Out of State	0.0	0.0	0.0	0.0
6700	Food	0.0	0.0	0.0	0.0
6800	Aid to Organizations and Individuals	0.0	0.0	0.0	0.0
7000	Other Operating Expenses	0.0	0.0	0.0	0.0
8000	Equipment	0.0	0.0	0.0	0.0
8100	Capital Outlay	0.0	0.0	0.0	0.0
8600	Debt Service	0.0	0.0	0.0	0.0
9000	Cost Allocation	0.0	0.0	0.0	0.0
9100	Transfers	0.0	0.0	0.0	0.0
Expenditure Categories Total:		3,623.7	3,623.7	0.0	3,623.7
Fund Source					
Appropriated Funds					
DT2030-A State Highway Fund (Appropriated)		3,623.7	3,623.7	0.0	3,623.7
		3,623.7	3,623.7	0.0	3,623.7
Fund Source Total:		3,623.7	3,623.7	0.0	3,623.7

Program Budget Unit Summary of Expenditures and Budget Request for Selected Funds

Agency: Department of Transportation

FY 2021 Actual	FY 2022 Expd. Plan	FY 2023 Fund. Issue	FY 2023 Total Request
-------------------	-----------------------	------------------------	--------------------------

Program: SLI Attorney General Legal Services

Fund: DT2030-A State Highway Fund

Appropriated

6000 Personal Services	0.0	0.0	0.0	0.0
6100 Employee Related Expenses	0.0	0.0	0.0	0.0
6200 Professional and Outside Services	3,623.7	3,623.7	0.0	3,623.7
6500 Travel In-State	0.0	0.0	0.0	0.0
6600 Travel Out of State	0.0	0.0	0.0	0.0
6700 Food	0.0	0.0	0.0	0.0
6800 Aid to Organizations and Individuals	0.0	0.0	0.0	0.0
7000 Other Operating Expenses	0.0	0.0	0.0	0.0
8000 Equipment	0.0	0.0	0.0	0.0
8100 Capital Outlay	0.0	0.0	0.0	0.0
8600 Debt Service	0.0	0.0	0.0	0.0
9000 Cost Allocation	0.0	0.0	0.0	0.0
9100 Transfers	0.0	0.0	0.0	0.0

Appropriated Total:	3,623.7	3,623.7	0.0	3,623.7
----------------------------	---------	---------	-----	---------

Fund Total:	3,623.7	3,623.7	0.0	3,623.7
--------------------	---------	---------	-----	---------

Program Total For Selected Funds:	3,623.7	3,623.7	0.0	3,623.7
--	---------	---------	-----	---------

Program Expenditure Schedule

Agency:	Department of Transportation
Program:	SLI Attorney General Legal Services

	FY 2021 Actual	FY 2022 Expd. Plan
FTE	0.0	0.0
Expenditure Category Total	0.0	0.0
Personal Services	0.0	0.0
Boards and Commissions	0.0	0.0
Expenditure Category Total	0.0	0.0
Employee Related Expenses	0.0	0.0
Expenditure Category Total	0.0	0.0
Professional and Outside Services		3,623.7
External Prof/Outside Serv Budg And Appn	0.0	
External Investment Services	0.0	
Other External Financial Services	0.0	
Attorney General Legal Services	3,623.7	
External Legal Services	0.0	
External Engineer/Architect Cost - Exp	0.0	
External Engineer/Architect Cost- Cap	0.0	
Other Design	0.0	
Temporary Agency Services	0.0	
Hospital Services	0.0	
Other Medical Services	0.0	
Institutional Care	0.0	
Education And Training	0.0	
Vendor Travel	0.0	
Professional & Outside Services Excluded from Cost Alloca	0.0	
Vendor Travel - Non Reportable	0.0	
External Telecom Consulting Services	0.0	
Costs related to those in custody of the State	0.0	
Non - Confidential Specialist Fees	0.0	
Confidential Specialist Fees	0.0	
Outside Actuarial Costs	0.0	
Other Professional And Outside Services	0.0	
Expenditure Category Total	3,623.7	3,623.7
Appropriated		
DT2030-A State Highway Fund (Appropriated)	3,623.7	3,623.7
Fund Source Total	3,623.7	3,623.7
Travel In-State	0.0	0.0
Expenditure Category Total	0.0	0.0
Travel Out of State	0.0	0.0
Expenditure Category Total	0.0	0.0
Food	0.0	0.0
Expenditure Category Total	0.0	0.0

Program Expenditure Schedule

Agency:	Department of Transportation
Program:	SLI Attorney General Legal Services

	FY 2021 Actual	FY 2022 Expd. Plan
Aid to Organizations and Individuals	0.0	0.0
Expenditure Category Total	0.0	0.0
<hr/>		
Other Operating Expenses		0.0
Other Operating Expenditures Budg Approp	0.0	
Other Operating Expenditures Excluded from Cost Allocati	0.0	
Risk Management Charges To State Agency	0.0	
Risk Management Deductible - Indemnity	0.0	
Risk Management Deductible - Legal	0.0	
Risk Management Deductible - Medical	0.0	
Risk Management Deductible - Other	0.0	
Gen Liab- Non Physical-Taxable- Self Ins	0.0	
Gross Proceeds Payments To Attorneys	0.0	
General Liability- Non-Taxable- Self Ins	0.0	
Medical Malpractice - Self-Insured	0.0	
Automobile Liability - Self Insured	0.0	
General Property Damage - Self- Insured	0.0	
Automobile Physical Damage-Self Insured	0.0	
Liability Insurance Premiums	0.0	
Property Insurance Premiums	0.0	
Workers Compensation Benefit Payments	0.0	
Self Insurance - Administrative Fees	0.0	
Self Insurance - Premiums	0.0	
Self Insurance - Claim Payments	0.0	
Self Insurance - Pharmacy Claims	0.0	
Premium Tax On Altcs	0.0	
Other Insurance-Related Charges	0.0	
Internal Service Data Processing	0.0	
Internal Service Data Proc- Pc/Lan	0.0	
External Programming-Mainframe/Legacy	0.0	
External Programming- Pc/Lan/Serv/Web	0.0	
External Data Entry	0.0	
Othr External Data Proc-Mainframe/Legacy	0.0	
Othr External Data Proc-Pc/Lan/Serv/Web	0.0	
Pmt for AFIS Development & Usage	0.0	
Internal Service Telecommunications	0.0	
External Telecom Long Distance-In-State	0.0	
External Telecom Long Distance-Out-State	0.0	
Other External Telecommunication Service	0.0	
Electricity	0.0	
Sanitation Waste Disposal	0.0	
Water	0.0	
Gas And Fuel Oil For Buildings	0.0	
Other Utilities	0.0	
Building Rent Charges To State Agencies	0.0	
Priv Lease To Own Bld Rent Chrgs To Agy	0.0	
Cert Of Part Bld Rent Chrgs To Agy	0.0	
Rental Of Land And Buildings	0.0	
Rental Of Computer Equipment	0.0	
Rental Of Other Machinery And Equipment	0.0	

Program Expenditure Schedule

Agency:	Department of Transportation
Program:	SLI Attorney General Legal Services

	FY 2021 Actual	FY 2022 Expd. Plan
Miscellaneous Rent	0.0	
Interest On Overdue Payments	0.0	
All Other Interest Payments	0.0	
Internal Acct/Budg/Financial Svcs	0.0	
Other Internal Services	0.0	
Repair And Maintenance - Buildings	0.0	
Repair And Maintenance - Vehicles	0.0	
Repair And Maint - Mainframe And Legacy	0.0	
Repair And Maint-Pc/Lan/Serv/Web	0.0	
Repair And Maintenance - Other Equipment	0.0	
Other Repair And Maintenance	0.0	
Software Support And Maintenance	0.0	
Uniforms	0.0	
Inmate Clothing	0.0	
Security Supplies	0.0	
Office Supplies	0.0	
Computer Supplies	0.0	
Housekeeping Supplies	0.0	
Bedding And Bath Supplies	0.0	
Drugs And Medicine Supplies	0.0	
Medical Supplies	0.0	
Dental Supplies	0.0	
Automotive And Transportation Fuels	0.0	
Automotive Lubricants And Supplies	0.0	
Rpr And Maint Supplies-Not Auto Or Build	0.0	
Repair And Maintenance Supplies-Building	0.0	
Other Operating Supplies	0.0	
Publications	0.0	
Aggregate Withheld Or Paid Commissions	0.0	
Lottery Prizes	0.0	
Lottery Distribution Costs	0.0	
Material for Further Processing	0.0	
Other Resale Supplies	0.0	
Loss On Sales Of Capital Assets	0.0	
Loss on Sales of Investments	0.0	
Employee Tuition Reimbursement-Graduate	0.0	
Employee Tuition Reimb Under-Grad/Other	0.0	
Conference Registration-Attendance Fees	0.0	
Other Education And Training Costs	0.0	
Advertising	0.0	
Sponsorships	0.0	
Internal Printing	0.0	
External Printing	0.0	
Photography	0.0	
Postage And Delivery	0.0	
Document shredding and Destruction Services	0.0	
Translation and Sign Language Services	0.0	
Distribution To State Universities	0.0	
Other Intrastate Distributions	0.0	
Awards	0.0	
Entertainment And Promotional Items	0.0	

Program Expenditure Schedule

Agency:	Department of Transportation
Program:	SLI Attorney General Legal Services

	FY 2021 Actual	FY 2022 Expd. Plan
Dues	0.0	
Books- Subscriptions And Publications	0.0	
Costs For Digital Image Or Microfilm	0.0	
Revolving Fund Advances	0.0	
Credit Card Fees Over Approved Limit	0.0	
Relief Bill Expenditures	0.0	
Surplus Property Distr To State Agencies	0.0	
Security Services	0.0	
Judgments - Damages	0.0	
ICA Payments to Claimants Confidential	0.0	
Jdgmnt-Confidential Restitution To Indiv	0.0	
Judgments - Non-Confidential Restitution	0.0	
Judgments - Punitive And Compensatory	0.0	
Pmts Made to Resolve/Disputes/Avoid Costs of Litigation	0.0	
Pmts For Contracted State Inmate Labor	0.0	
Payments To State Inmates	0.0	
Bad Debt Expense	0.0	
Interview Expense	0.0	
Employee Relocations-Nontaxable	0.0	
Employee Relocations-Taxable	0.0	
Non-Confidential Invest/Legal/Law Enf	0.0	
Conf/Sensitive Invest/Legal/Undercover	0.0	
Fingerprinting, Background Checks, Etc.	0.0	
Other Miscellaneous Operating	0.0	
Expenditure Category Total	0.0	0.0
Current Year Expenditures		0.0
Capital Equipment Budget And Approp	0.0	
Vehicles Capital Purchase	0.0	
Vehicles Capital Leases	0.0	
Furniture Capital Purchase	0.0	
Depreciable Works Of Art & Hist Treas/Coll Capital Purcha	0.0	
Non Depr Works Of Art & Hist Treas/Coll Cap Purchase	0.0	
Furniture Capital Leases	0.0	
Computer Equipment Capital Purchase	0.0	
Computer Equipment Capital Lease	0.0	
Telecommunication Equip-Capital Purchase	0.0	
Telecommunication Equip-Capital Lease	0.0	
Other Equipment Capital Purchase	0.0	
Other Equipment Capital Leases	0.0	
Purchased Or Licensed Software-Website	0.0	
Internally Generated Software-Website	0.0	
Development in Progress	0.0	
Right-Of-Way/Easement/Extraction Rights	0.0	
Oth Int Assets purchased, licensed or internally generate	0.0	
Other intangible assets acquired by capital lease	0.0	
Other Capital Asset Purchases	0.0	
Leasehold Improvement-Capital Purchase	0.0	
Other Capital Asset Leases	0.0	
Non-Capital Equip Budget And Approp	0.0	

Program Expenditure Schedule

Agency:	Department of Transportation
Program:	SLI Attorney General Legal Services

	FY 2021 Actual	FY 2022 Expd. Plan
Vehicles Non-Capital Purchase	0.0	
Vehicles Non-Capital Leases	0.0	
Furniture Non-Capital Purchase	0.0	
Works Of Art And Hist Treas-Non Capital	0.0	
Furniture Non-Capital Leases	0.0	
Computer Equipment Non-Capital Purchase	0.0	
Computer Equipment Non-Capital Lease	0.0	
Telecomm Equip Non-Capital Purchase	0.0	
Telecomm Equip Non-Capital Leases	0.0	
Other Equipment Non-Capital Purchase	0.0	
Weapons Non-Capital Purchase	0.0	
Other Equipment Non-Capital Lease	0.0	
Purchased Or Licensed Software/Website	0.0	
Internally Generated Software/Website	0.0	
LICENSES AND PERMITS	0.0	
Right-Of-Way/Easement/Extraction Exp	0.0	
Other Intangible Assets - Purchased, Licensed or Internall	0.0	
Noncapital Software/Web By Capital Lease	0.0	
Other Intangible Assets Acquired by Capital Lease	0.0	
Other Long Lived Tangible Assets to be Expenses	0.0	
Non-Capital Equipment Excluded from Cost Allocation	0.0	
Expenditure Category Total	0.0	0.0
Capital Outlay	0.0	0.0
Expenditure Category Total	0.0	0.0
Debt Service	0.0	0.0
Expenditure Category Total	0.0	0.0
Cost Allocation	0.0	0.0
Expenditure Category Total	0.0	0.0
Transfers	0.0	0.0
Expenditure Category Total	0.0	0.0

Program Budget Unit Summary of Expenditures and Budget Request for All Funds

Agency:	Department of Transportation
Program:	SLI Vehicle Replacement

Expenditure Categories		FY 2021	FY 2022	FY 2023	FY 2023
		Actual	Expd. Plan	Fund. Issue	Total Request
0000	FTE	0.0	0.0	0.0	0.0
6000	Personal Services	0.0	0.0	0.0	0.0
6100	Employee Related Expenses	0.0	0.0	0.0	0.0
6200	Professional and Outside Services	0.0	0.0	0.0	0.0
6500	Travel In-State	0.0	0.0	0.0	0.0
6600	Travel Out of State	0.0	0.0	0.0	0.0
6700	Food	0.0	0.0	0.0	0.0
6800	Aid to Organizations and Individuals	0.0	0.0	0.0	0.0
7000	Other Operating Expenses	643.2	0.2	0.0	0.2
8000	Equipment	13,126.8	15,299.8	7,100.0	22,399.8
8100	Capital Outlay	0.0	0.0	0.0	0.0
8600	Debt Service	0.0	0.0	0.0	0.0
9000	Cost Allocation	0.0	0.0	0.0	0.0
9100	Transfers	0.0	0.0	0.0	0.0
Expenditure Categories Total:		13,770.0	15,300.0	7,100.0	22,400.0

Fund Source					
Appropriated Funds					
DT2030-A State Highway Fund (Appropriated)		13,770.0	15,300.0	7,100.0	22,400.0
		13,770.0	15,300.0	7,100.0	22,400.0
Fund Source Total:		13,770.0	15,300.0	7,100.0	22,400.0

Program Budget Unit Summary of Expenditures and Budget Request for Selected Funds

Agency: Department of Transportation

FY 2021 Actual	FY 2022 Expd. Plan	FY 2023 Fund. Issue	FY 2023 Total Request
-------------------	-----------------------	------------------------	--------------------------

Program: SLI Vehicle Replacement

Fund: DT2030-A State Highway Fund

Appropriated

0000 FTE	0.0	0.0	0.0	0.0
6000 Personal Services	0.0	0.0	0.0	0.0
6100 Employee Related Expenses	0.0	0.0	0.0	0.0
6200 Professional and Outside Services	0.0	0.0	0.0	0.0
6500 Travel In-State	0.0	0.0	0.0	0.0
6600 Travel Out of State	0.0	0.0	0.0	0.0
6700 Food	0.0	0.0	0.0	0.0
6800 Aid to Organizations and Individuals	0.0	0.0	0.0	0.0
7000 Other Operating Expenses	643.2	0.2	0.0	0.2
8000 Equipment	13,126.8	15,299.8	7,100.0	22,399.8
8100 Capital Outlay	0.0	0.0	0.0	0.0
8600 Debt Service	0.0	0.0	0.0	0.0
9000 Cost Allocation	0.0	0.0	0.0	0.0
9100 Transfers	0.0	0.0	0.0	0.0

Appropriated Total:	13,770.0	15,300.0	7,100.0	22,400.0
----------------------------	----------	----------	---------	----------

Fund Total:	13,770.0	15,300.0	7,100.0	22,400.0
--------------------	----------	----------	---------	----------

Program Total For Selected Funds:	13,770.0	15,300.0	7,100.0	22,400.0
--	----------	----------	---------	----------

Program Expenditure Schedule

Agency:	Department of Transportation
Program:	SLI Vehicle Replacement

	FY 2021 Actual	FY 2022 Expd. Plan
FTE	0.0	0.0
Expenditure Category Total	0.0	0.0
Personal Services	0.0	0.0
Boards and Commissions	0.0	0.0
Expenditure Category Total	0.0	0.0
Employee Related Expenses	0.0	0.0
Expenditure Category Total	0.0	0.0
Professional and Outside Services		0.0
External Prof/Outside Serv Budg And Appn	0.0	
External Investment Services	0.0	
Other External Financial Services	0.0	
Attorney General Legal Services	0.0	
External Legal Services	0.0	
External Engineer/Architect Cost - Exp	0.0	
External Engineer/Architect Cost- Cap	0.0	
Other Design	0.0	
Temporary Agency Services	0.0	
Hospital Services	0.0	
Other Medical Services	0.0	
Institutional Care	0.0	
Education And Training	0.0	
Vendor Travel	0.0	
Professional & Outside Services Excluded from Cost Alloca	0.0	
Vendor Travel - Non Reportable	0.0	
External Telecom Consulting Services	0.0	
Costs related to those in custody of the State	0.0	
Non - Confidential Specialist Fees	0.0	
Confidential Specialist Fees	0.0	
Outside Actuarial Costs	0.0	
Other Professional And Outside Services	0.0	
Expenditure Category Total	0.0	0.0
Travel In-State	0.0	0.0
Expenditure Category Total	0.0	0.0
Travel Out of State	0.0	0.0
Expenditure Category Total	0.0	0.0
Food	0.0	0.0
Expenditure Category Total	0.0	0.0
Aid to Organizations and Individuals	0.0	0.0
Expenditure Category Total	0.0	0.0

Program Expenditure Schedule

Agency:	Department of Transportation
Program:	SLI Vehicle Replacement

	FY 2021 Actual	FY 2022 Expd. Plan
Other Operating Expenses		0.2
Other Operating Expenditures Budg Approp	0.0	
Other Operating Expenditures Excluded from Cost Allocati	0.0	
Risk Management Charges To State Agency	0.0	
Risk Management Deductible - Indemnity	0.0	
Risk Management Deductible - Legal	0.0	
Risk Management Deductible - Medical	0.0	
Risk Management Deductible - Other	0.0	
Gen Liab- Non Physical-Taxable- Self Ins	0.0	
Gross Proceeds Payments To Attorneys	0.0	
General Liability- Non-Taxable- Self Ins	0.0	
Medical Malpractice - Self-Insured	0.0	
Automobile Liability - Self Insured	0.0	
General Property Damage - Self- Insured	0.0	
Automobile Physical Damage-Self Insured	0.0	
Liability Insurance Premiums	0.0	
Property Insurance Premiums	0.0	
Workers Compensation Benefit Payments	0.0	
Self Insurance - Administrative Fees	0.0	
Self Insurance - Premiums	0.0	
Self Insurance - Claim Payments	0.0	
Self Insurance - Pharmacy Claims	0.0	
Premium Tax On Altcs	0.0	
Other Insurance-Related Charges	0.0	
Internal Service Data Processing	0.0	
Internal Service Data Proc- Pc/Lan	0.0	
External Programming-Mainframe/Legacy	0.0	
External Programming- Pc/Lan/Serv/Web	0.0	
External Data Entry	0.0	
Othr External Data Proc-Mainframe/Legacy	0.0	
Othr External Data Proc-Pc/Lan/Serv/Web	0.0	
Pmt for AFIS Development & Usage	0.0	
Internal Service Telecommunications	0.0	
External Telecom Long Distance-In-State	0.0	
External Telecom Long Distance-Out-State	0.0	
Other External Telecommunication Service	0.0	
Electricity	0.0	
Sanitation Waste Disposal	0.0	
Water	0.0	
Gas And Fuel Oil For Buildings	0.0	
Other Utilities	0.0	
Building Rent Charges To State Agencies	0.0	
Priv Lease To Own Bld Rent Chrgs To Agy	0.0	
Cert Of Part Bld Rent Chrgs To Agy	0.0	
Rental Of Land And Buildings	0.0	
Rental Of Computer Equipment	0.0	
Rental Of Other Machinery And Equipment	0.0	
Miscellaneous Rent	0.0	
Interest On Overdue Payments	0.0	
All Other Interest Payments	323.0	
Internal Acct/Budg/Financial Svcs	0.0	

Program Expenditure Schedule

Agency:	Department of Transportation
Program:	SLI Vehicle Replacement

	FY 2021 Actual	FY 2022 Expd. Plan
Other Internal Services	0.0	
Repair And Maintenance - Buildings	0.0	
Repair And Maintenance - Vehicles	131.6	
Repair And Maint - Mainframe And Legacy	0.0	
Repair And Maint-Pc/Lan/Serv/Web	0.0	
Repair And Maintenance - Other Equipment	0.0	
Other Repair And Maintenance	0.0	
Software Support And Maintenance	0.0	
Uniforms	0.0	
Inmate Clothing	0.0	
Security Supplies	0.0	
Office Supplies	0.0	
Computer Supplies	0.0	
Housekeeping Supplies	0.0	
Bedding And Bath Supplies	0.0	
Drugs And Medicine Supplies	0.0	
Medical Supplies	0.0	
Dental Supplies	0.0	
Automotive And Transportation Fuels	0.0	
Automotive Lubricants And Supplies	188.5	
Rpr And Maint Supplies-Not Auto Or Build	0.0	
Repair And Maintenance Supplies-Building	0.0	
Other Operating Supplies	0.0	
Publications	0.0	
Aggregate Withheld Or Paid Commissions	0.0	
Lottery Prizes	0.0	
Lottery Distribution Costs	0.0	
Material for Further Processing	0.0	
Other Resale Supplies	0.0	
Loss On Sales Of Capital Assets	0.0	
Loss on Sales of Investments	0.0	
Employee Tuition Reimbursement-Graduate	0.0	
Employee Tuition Reimb Under-Grad/Other	0.0	
Conference Registration-Attendance Fees	0.0	
Other Education And Training Costs	0.0	
Advertising	0.0	
Sponsorships	0.0	
Internal Printing	0.0	
External Printing	0.0	
Photography	0.0	
Postage And Delivery	0.0	
Document shredding and Destruction Services	0.0	
Translation and Sign Language Services	0.0	
Distribution To State Universities	0.0	
Other Intrastate Distributions	0.0	
Awards	0.0	
Entertainment And Promotional Items	0.0	
Dues	0.0	
Books- Subscriptions And Publications	0.0	
Costs For Digital Image Or Microfilm	0.0	
Revolving Fund Advances	0.0	

Program Expenditure Schedule

Agency:	Department of Transportation
Program:	SLI Vehicle Replacement

	FY 2021 Actual	FY 2022 Expd. Plan
Credit Card Fees Over Approved Limit	0.0	
Relief Bill Expenditures	0.0	
Surplus Property Distr To State Agencies	0.0	
Security Services	0.0	
Judgments - Damages	0.0	
ICA Payments to Claimants Confidential	0.0	
Jdgmnt-Confidential Restitution To Indiv	0.0	
Judgments - Non-Confidential Restitution	0.0	
Judgments - Punitive And Compensatory	0.0	
Pmts Made to Resolve/Disputes/Avoid Costs of Litigation	0.0	
Pmts For Contracted State Inmate Labor	0.0	
Payments To State Inmates	0.0	
Bad Debt Expense	0.0	
Interview Expense	0.0	
Employee Relocations-Nontaxable	0.0	
Employee Relocations-Taxable	0.0	
Non-Confidential Invest/Legal/Law Enf	0.0	
Conf/Sensitive Invest/Legal/Undercover	0.0	
Fingerprinting, Background Checks, Etc.	0.0	
Other Miscellaneous Operating	0.0	
Expenditure Category Total	643.2	0.2
Appropriated		
DT2030-A State Highway Fund (Appropriated)	643.2	0.2
Fund Source Total	643.2	0.2
Current Year Expenditures		15,299.8
Capital Equipment Budget And Approp	0.0	
Vehicles Capital Purchase	7,068.1	
Vehicles Capital Leases	0.0	
Furniture Capital Purchase	0.0	
Depreciable Works Of Art & Hist Treas/Coll Capital Purcha	0.0	
Non Depr Works Of Art & Hist Treas/Coll Cap Purchase	0.0	
Furniture Capital Leases	0.0	
Computer Equipment Capital Purchase	0.0	
Computer Equipment Capital Lease	0.0	
Telecommunication Equip-Capital Purchase	0.0	
Telecommunication Equip-Capital Lease	0.0	
Other Equipment Capital Purchase	0.0	
Other Equipment Capital Leases	5,985.7	
Purchased Or Licensed Software-Website	0.0	
Internally Generated Software-Website	0.0	
Development in Progress	0.0	
Right-Of-Way/Easement/Extraction Rights	0.0	
Oth Int Assets purchased, licensed or internally generate	0.0	
Other intangible assets acquired by capital lease	0.0	
Other Capital Asset Purchases	0.0	
Leasehold Improvement-Capital Purchase	0.0	
Other Capital Asset Leases	0.0	
Non-Capital Equip Budget And Approp	0.0	
Vehicles Non-Capital Purchase	0.0	

Program Expenditure Schedule

Agency:	Department of Transportation
Program:	SLI Vehicle Replacement

	FY 2021 Actual	FY 2022 Expd. Plan
Vehicles Non-Capital Leases	0.0	
Furniture Non-Capital Purchase	0.0	
Works Of Art And Hist Treas-Non Capital	0.0	
Furniture Non-Capital Leases	0.0	
Computer Equipment Non-Capital Purchase	0.0	
Computer Equipment Non-Capital Lease	0.0	
Telecomm Equip Non-Capital Purchase	8.4	
Telecomm Equip Non-Capital Leases	0.0	
Other Equipment Non-Capital Purchase	64.6	
Weapons Non-Capital Purchase	0.0	
Other Equipment Non-Capital Lease	0.0	
Purchased Or Licensed Software/Website	0.0	
Internally Generated Software/Website	0.0	
LICENSES AND PERMITS	0.0	
Right-Of-Way/Easement/Extraction Exp	0.0	
Other Intangible Assets - Purchased, Licensed or Internall	0.0	
Noncapital Software/Web By Capital Lease	0.0	
Other Intangible Assets Acquired by Capital Lease	0.0	
Other Long Lived Tangible Assets to be Expenses	0.0	
Non-Capital Equipment Excluded from Cost Allocation	0.0	
Expenditure Category Total	13,126.8	15,299.8
Appropriated		
DT2030-A State Highway Fund (Appropriated)	13,126.8	15,299.8
Fund Source Total	13,126.8	15,299.8
Capital Outlay	0.0	0.0
Expenditure Category Total	0.0	0.0
Debt Service	0.0	0.0
Expenditure Category Total	0.0	0.0
Cost Allocation	0.0	0.0
Expenditure Category Total	0.0	0.0
Transfers	0.0	0.0
Expenditure Category Total	0.0	0.0

Program Budget Unit Summary of Expenditures and Budget Request for All Funds

Agency:	Department of Transportation
Program:	SLI Vehicle License Tax Deposit

Expenditure Categories		FY 2021	FY 2022	FY 2023	FY 2023
		Actual	Expd. Plan	Fund. Issue	Total Request
0000	FTE	0.0	0.0	0.0	0.0
6000	Personal Services	0.0	0.0	0.0	0.0
6100	Employee Related Expenses	0.0	0.0	0.0	0.0
6200	Professional and Outside Services	0.0	0.0	0.0	0.0
6500	Travel In-State	0.0	0.0	0.0	0.0
6600	Travel Out of State	0.0	0.0	0.0	0.0
6700	Food	0.0	0.0	0.0	0.0
6800	Aid to Organizations and Individuals	0.0	0.0	0.0	0.0
7000	Other Operating Expenses	0.0	0.0	0.0	0.0
8000	Equipment	0.0	0.0	0.0	0.0
8100	Capital Outlay	0.0	0.0	0.0	0.0
8600	Debt Service	0.0	0.0	0.0	0.0
9000	Cost Allocation	0.0	0.0	0.0	0.0
9100	Transfers	0.0	3,300.0	(3,300.0)	0.0
Expenditure Categories Total:		0.0	3,300.0	(3,300.0)	0.0

Fund Source					
Appropriated Funds					
AA1000-A	General Fund (Appropriated)	0.0	3,300.0	(3,300.0)	0.0
Fund Source Total:		0.0	3,300.0	(3,300.0)	0.0

Program Budget Unit Summary of Expenditures and Budget Request for Selected Funds

Agency: Department of Transportation

FY 2021 Actual	FY 2022 Expd. Plan	FY 2023 Fund. Issue	FY 2023 Total Request
-------------------	-----------------------	------------------------	--------------------------

Program: SLI Vehicle License Tax Deposit

Fund: AA1000-A General Fund

Appropriated

0000 FTE	0.0	0.0	0.0	0.0
6000 Personal Services	0.0	0.0	0.0	0.0
6100 Employee Related Expenses	0.0	0.0	0.0	0.0
6200 Professional and Outside Services	0.0	0.0	0.0	0.0
6500 Travel In-State	0.0	0.0	0.0	0.0
6600 Travel Out of State	0.0	0.0	0.0	0.0
6700 Food	0.0	0.0	0.0	0.0
6800 Aid to Organizations and Individuals	0.0	0.0	0.0	0.0
7000 Other Operating Expenses	0.0	0.0	0.0	0.0
8000 Equipment	0.0	0.0	0.0	0.0
8100 Capital Outlay	0.0	0.0	0.0	0.0
8600 Debt Service	0.0	0.0	0.0	0.0
9000 Cost Allocation	0.0	0.0	0.0	0.0
9100 Transfers	0.0	3,300.0	(3,300.0)	0.0

Appropriated Total:	0.0	3,300.0	(3,300.0)	0.0
----------------------------	-----	---------	-----------	-----

Fund Total:	0.0	3,300.0	(3,300.0)	0.0
--------------------	-----	---------	-----------	-----

Program Total For Selected Funds:	0.0	3,300.0	(3,300.0)	0.0
--	-----	---------	-----------	-----

Program Expenditure Schedule

Agency:	Department of Transportation
Program:	SLI Vehicle License Tax Deposit

	FY 2021 Actual	FY 2022 Expd. Plan
FTE	0.0	0.0
Expenditure Category Total	0.0	0.0
Personal Services	0.0	0.0
Boards and Commissions	0.0	0.0
Expenditure Category Total	0.0	0.0
Employee Related Expenses	0.0	0.0
Expenditure Category Total	0.0	0.0
Professional and Outside Services		0.0
External Prof/Outside Serv Budg And Appn	0.0	
External Investment Services	0.0	
Other External Financial Services	0.0	
Attorney General Legal Services	0.0	
External Legal Services	0.0	
External Engineer/Architect Cost - Exp	0.0	
External Engineer/Architect Cost- Cap	0.0	
Other Design	0.0	
Temporary Agency Services	0.0	
Hospital Services	0.0	
Other Medical Services	0.0	
Institutional Care	0.0	
Education And Training	0.0	
Vendor Travel	0.0	
Professional & Outside Services Excluded from Cost Alloca	0.0	
Vendor Travel - Non Reportable	0.0	
External Telecom Consulting Services	0.0	
Costs related to those in custody of the State	0.0	
Non - Confidential Specialist Fees	0.0	
Confidential Specialist Fees	0.0	
Outside Actuarial Costs	0.0	
Other Professional And Outside Services	0.0	
Expenditure Category Total	0.0	0.0
Travel In-State	0.0	0.0
Expenditure Category Total	0.0	0.0
Travel Out of State	0.0	0.0
Expenditure Category Total	0.0	0.0
Food	0.0	0.0
Expenditure Category Total	0.0	0.0
Aid to Organizations and Individuals	0.0	0.0
Expenditure Category Total	0.0	0.0

Program Expenditure Schedule

Agency:	Department of Transportation
Program:	SLI Vehicle License Tax Deposit

	FY 2021 Actual	FY 2022 Expd. Plan
Other Operating Expenses		0.0
Other Operating Expenditures Budg Approp	0.0	
Other Operating Expenditures Excluded from Cost Allocati	0.0	
Risk Management Charges To State Agency	0.0	
Risk Management Deductible - Indemnity	0.0	
Risk Management Deductible - Legal	0.0	
Risk Management Deductible - Medical	0.0	
Risk Management Deductible - Other	0.0	
Gen Liab- Non Physical-Taxable- Self Ins	0.0	
Gross Proceeds Payments To Attorneys	0.0	
General Liability- Non-Taxable- Self Ins	0.0	
Medical Malpractice - Self-Insured	0.0	
Automobile Liability - Self Insured	0.0	
General Property Damage - Self- Insured	0.0	
Automobile Physical Damage-Self Insured	0.0	
Liability Insurance Premiums	0.0	
Property Insurance Premiums	0.0	
Workers Compensation Benefit Payments	0.0	
Self Insurance - Administrative Fees	0.0	
Self Insurance - Premiums	0.0	
Self Insurance - Claim Payments	0.0	
Self Insurance - Pharmacy Claims	0.0	
Premium Tax On Altcs	0.0	
Other Insurance-Related Charges	0.0	
Internal Service Data Processing	0.0	
Internal Service Data Proc- Pc/Lan	0.0	
External Programming-Mainframe/Legacy	0.0	
External Programming- Pc/Lan/Serv/Web	0.0	
External Data Entry	0.0	
Othr External Data Proc-Mainframe/Legacy	0.0	
Othr External Data Proc-Pc/Lan/Serv/Web	0.0	
Pmt for AFIS Development & Usage	0.0	
Internal Service Telecommunications	0.0	
External Telecom Long Distance-In-State	0.0	
External Telecom Long Distance-Out-State	0.0	
Other External Telecommunication Service	0.0	
Electricity	0.0	
Sanitation Waste Disposal	0.0	
Water	0.0	
Gas And Fuel Oil For Buildings	0.0	
Other Utilities	0.0	
Building Rent Charges To State Agencies	0.0	
Priv Lease To Own Bld Rent Chrgs To Agy	0.0	
Cert Of Part Bld Rent Chrgs To Agy	0.0	
Rental Of Land And Buildings	0.0	
Rental Of Computer Equipment	0.0	
Rental Of Other Machinery And Equipment	0.0	
Miscellaneous Rent	0.0	
Interest On Overdue Payments	0.0	
All Other Interest Payments	0.0	
Internal Acct/Budg/Financial Svcs	0.0	

Program Expenditure Schedule

Agency:	Department of Transportation
Program:	SLI Vehicle License Tax Deposit

	FY 2021 Actual	FY 2022 Expd. Plan
Other Internal Services	0.0	
Repair And Maintenance - Buildings	0.0	
Repair And Maintenance - Vehicles	0.0	
Repair And Maint - Mainframe And Legacy	0.0	
Repair And Maint-Pc/Lan/Serv/Web	0.0	
Repair And Maintenance - Other Equipment	0.0	
Other Repair And Maintenance	0.0	
Software Support And Maintenance	0.0	
Uniforms	0.0	
Inmate Clothing	0.0	
Security Supplies	0.0	
Office Supplies	0.0	
Computer Supplies	0.0	
Housekeeping Supplies	0.0	
Bedding And Bath Supplies	0.0	
Drugs And Medicine Supplies	0.0	
Medical Supplies	0.0	
Dental Supplies	0.0	
Automotive And Transportation Fuels	0.0	
Automotive Lubricants And Supplies	0.0	
Rpr And Maint Supplies-Not Auto Or Build	0.0	
Repair And Maintenance Supplies-Building	0.0	
Other Operating Supplies	0.0	
Publications	0.0	
Aggregate Withheld Or Paid Commissions	0.0	
Lottery Prizes	0.0	
Lottery Distribution Costs	0.0	
Material for Further Processing	0.0	
Other Resale Supplies	0.0	
Loss On Sales Of Capital Assets	0.0	
Loss on Sales of Investments	0.0	
Employee Tuition Reimbursement-Graduate	0.0	
Employee Tuition Reimb Under-Grad/Other	0.0	
Conference Registration-Attendance Fees	0.0	
Other Education And Training Costs	0.0	
Advertising	0.0	
Sponsorships	0.0	
Internal Printing	0.0	
External Printing	0.0	
Photography	0.0	
Postage And Delivery	0.0	
Document shredding and Destruction Services	0.0	
Translation and Sign Language Services	0.0	
Distribution To State Universities	0.0	
Other Intrastate Distributions	0.0	
Awards	0.0	
Entertainment And Promotional Items	0.0	
Dues	0.0	
Books- Subscriptions And Publications	0.0	
Costs For Digital Image Or Microfilm	0.0	
Revolving Fund Advances	0.0	

Program Expenditure Schedule

Agency:	Department of Transportation
Program:	SLI Vehicle License Tax Deposit

	FY 2021 Actual	FY 2022 Expd. Plan
Credit Card Fees Over Approved Limit	0.0	
Relief Bill Expenditures	0.0	
Surplus Property Distr To State Agencies	0.0	
Security Services	0.0	
Judgments - Damages	0.0	
ICA Payments to Claimants Confidential	0.0	
Jdgmnt-Confidential Restitution To Indiv	0.0	
Judgments - Non-Confidential Restitution	0.0	
Judgments - Punitive And Compensatory	0.0	
Pmts Made to Resolve/Disputes/Avoid Costs of Litigation	0.0	
Pmts For Contracted State Inmate Labor	0.0	
Payments To State Inmates	0.0	
Bad Debt Expense	0.0	
Interview Expense	0.0	
Employee Relocations-Nontaxable	0.0	
Employee Relocations-Taxable	0.0	
Non-Confidential Invest/Legal/Law Enf	0.0	
Conf/Sensitive Invest/Legal/Undercover	0.0	
Fingerprinting, Background Checks, Etc.	0.0	
Other Miscellaneous Operating	0.0	
Expenditure Category Total	0.0	0.0
<hr/>		
Current Year Expenditures		0.0
Capital Equipment Budget And Approp	0.0	
Vehicles Capital Purchase	0.0	
Vehicles Capital Leases	0.0	
Furniture Capital Purchase	0.0	
Depreciable Works Of Art & Hist Treas/Coll Capital Purcha	0.0	
Non Depr Works Of Art & Hist Treas/Coll Cap Purchase	0.0	
Furniture Capital Leases	0.0	
Computer Equipment Capital Purchase	0.0	
Computer Equipment Capital Lease	0.0	
Telecommunication Equip-Capital Purchase	0.0	
Telecommunication Equip-Capital Lease	0.0	
Other Equipment Capital Purchase	0.0	
Other Equipment Capital Leases	0.0	
Purchased Or Licensed Software-Website	0.0	
Internally Generated Software-Website	0.0	
Development in Progress	0.0	
Right-Of-Way/Easement/Extraction Rights	0.0	
Oth Int Assets purchased, licensed or internally generate	0.0	
Other intangible assets acquired by capital lease	0.0	
Other Capital Asset Purchases	0.0	
Leasehold Improvement-Capital Purchase	0.0	
Other Capital Asset Leases	0.0	
Non-Capital Equip Budget And Approp	0.0	
Vehicles Non-Capital Purchase	0.0	
Vehicles Non-Capital Leases	0.0	
Furniture Non-Capital Purchase	0.0	
Works Of Art And Hist Treas-Non Capital	0.0	

Program Expenditure Schedule

Agency:	Department of Transportation
Program:	SLI Vehicle License Tax Deposit

	FY 2021 Actual	FY 2022 Expd. Plan
Furniture Non-Capital Leases	0.0	
Computer Equipment Non-Capital Purchase	0.0	
Computer Equipment Non-Capital Lease	0.0	
Telecomm Equip Non-Capital Purchase	0.0	
Telecomm Equip Non-Capital Leases	0.0	
Other Equipment Non-Capital Purchase	0.0	
Weapons Non-Capital Purchase	0.0	
Other Equipment Non-Capital Lease	0.0	
Purchased Or Licensed Software/Website	0.0	
Internally Generated Software/Website	0.0	
LICENSES AND PERMITS	0.0	
Right-Of-Way/Easement/Extraction Exp	0.0	
Other Intangible Assets - Purchased, Licensed or Internall	0.0	
Noncapital Software/Web By Capital Lease	0.0	
Other Intangible Assets Acquired by Capital Lease	0.0	
Other Long Lived Tangible Assets to be Expenses	0.0	
Non-Capital Equipment Excluded from Cost Allocation	0.0	
Expenditure Category Total	0.0	0.0
Capital Outlay	0.0	0.0
Expenditure Category Total	0.0	0.0
Debt Service	0.0	0.0
Expenditure Category Total	0.0	0.0
Cost Allocation	0.0	0.0
Expenditure Category Total	0.0	0.0
Transfers	0.0	3,300.0
Expenditure Category Total	0.0	3,300.0
Appropriated		
AA1000-A General Fund (Appropriated)	0.0	3,300.0
Fund Source Total	0.0	3,300.0

Program Summary of Expenditures and Budget Request

Agency:	Department of Transportation
Program:	Intermodal Transportation

		FY 2021 Actual	FY 2022 Expd. Plan	FY 2023 Fund. Issue	FY 2023 Total Request
Program Summary					
2-1	SLI Highway Maintenance	147,793.7	150,220.1	1,416.8	151,636.9
2-2	Construction	873,289.9	55,923.4	616.6	56,540.0
2-3	Intermodal Transportation Planning	46,852.9	4,099.7	0.0	4,099.7
2-4	SLI Vehicles and Heavy Equipment	18,583.7	19,285.2	0.0	19,285.2
2-7	SLI Driver Safety and Livestock Control	740.1	800.0	0.0	800.0
2-8	SLI Highway Damage Recovery Account	5,392.3	8,000.0	0.0	8,000.0
2-11	SLI Preventative Surface Treatments	33,282.8	36,142.0	0.0	36,142.0
Program Summary Total:		1,125,935.4	274,470.4	2,033.4	276,503.8
Expenditure Categories					
0000	FTE Positions	1,877.0	0.0	0.0	0.0
6000	Personal Services	88,437.0	88,331.8	31.3	88,363.1
6100	Employee Related Expenses	37,383.7	38,595.5	7.9	38,603.4
6200	Professional and Outside Services	2,675.2	2,398.8	565.9	2,964.7
6500	Travel In-State	444.7	660.0	0.0	660.0
6600	Travel Out of State	1.7	47.8	0.0	47.8
6700	Food	0.4	0.0	0.0	0.0
6800	Aid to Organizations and Individuals	0.3	2.8	0.0	2.8
7000	Other Operating Expenses	108,521.8	141,993.6	1,416.8	143,410.4
8000	Equipment	1,694.1	1,211.6	0.0	1,211.6
8100	Capital Outlay	886,526.5	988.5	11.5	1,000.0
8600	Debt Service	0.0	0.0	0.0	0.0
9000	Cost Allocation	0.0	0.0	0.0	0.0
9100	Transfers	250.0	240.0	0.0	240.0
Expenditure Categories Total:		1,125,935.4	274,470.4	2,033.4	276,503.8
Fund Source					
Appropriated Funds					
AA1000-A	General Fund (Appropriated)	1,273.2	0.0	0.0	0.0
DT2005-A	State Aviation Fund (Appropriated)	494.1	543.6	0.0	543.6
DT2030-A	State Highway Fund (Appropriated)	213,682.3	245,657.2	1,716.8	247,374.0
DT2044-A	Highway Damage Recovery Account Fund (Appro	5,392.3	8,000.0	0.0	8,000.0
DT2071-A	Transportation Department Equipment Fund (App	18,583.7	19,285.2	0.0	19,285.2
DT2108-A	Safety Enforcement and Transportation Infrastruc	280.0	0.0	0.0	0.0
DT2226-A	Air Quality Fund (Appropriated)	45.9	251.0	0.0	251.0
		239,751.5	273,737.0	1,716.8	275,453.8

Program Summary of Expenditures and Budget Request

Agency:	Department of Transportation
Program:	Intermodal Transportation

	FY 2021 Actual	FY 2022 Expd. Plan	FY 2023 Fund. Issue	FY 2023 Total Request
Non-Appropriated Funds				
DT2029-N Regional Area Road Fund - Maricopa County (Non	313,644.7	0.0	0.0	0.0
DT2030-N State Highway Fund (Non-Appropriated)	443,764.5	50.0	0.0	50.0
DT2097-N ADOT Federal Programs Fund (Non-Appropriated)	30,839.2	0.0	0.0	0.0
DT2244-N Economic Strength Project Fund (Non-Appropriat	711.6	1,000.0	0.0	1,000.0
DT2463-N Grant Anticipation Notes Fund (Non-Appropriated	7,366.4	0.0	0.0	0.0
DT2500-N IGA and ISA Fund (Non-Appropriated)	70.3	0.0	0.0	0.0
DT2980-N Governor's Emergency Education Relief Fund (No	993.3	(316.6)	316.6	0.0
DT3701-N Local Agency Deposits Fund (Non-Appropriated)	88,843.3	0.0	0.0	0.0
DT3737-N Rental Tax and Bond Deposit Fund (Non-Appropri	0.3	0.0	0.0	0.0
DT5004-N State Highway Fund Bonds Debt Service Fund (N	(49.6)	0.0	0.0	0.0
	886,183.9	733.4	316.6	1,050.0
Fund Source Total:	1,125,935.4	274,470.4	2,033.4	276,503.8

Program Group Summary of Expenditures and Budget Request for Selected Funds

Agency:	Department of Transportation
Program:	Intermodal Transportation

	FY 2021 Actual	FY 2022 Expd. Plan	FY 2023 Fund. Issue	FY 2023 Total Request
--	-------------------	-----------------------	------------------------	--------------------------

Fund:	AA1000-A General Fund (Appropriated)
--------------	--------------------------------------

Program Expenditures

	COST CENTER/PROGRAM BUDGET UNIT				
2-1	SLI Highway Maintenance	69.4	0.0	0.0	0.0
2-2	Construction	1,203.8	0.0	0.0	0.0
	Total	1,273.2	0.0	0.0	0.0

Appropriated Funding

Expenditure Categories

FTE Positions	0.0	0.0	0.0	0.0
Personal Services	0.0	0.0	0.0	0.0
Employee Related Expenses	0.0	0.0	0.0	0.0
Professional and Outside Services	0.0	0.0	0.0	0.0
Travel In-State	0.0	0.0	0.0	0.0
Travel Out of State	0.0	0.0	0.0	0.0
Food	0.0	0.0	0.0	0.0
Aid to Organizations and Individuals	0.0	0.0	0.0	0.0
Other Operating Expenses	0.0	0.0	0.0	0.0
Equipment	0.0	0.0	0.0	0.0
Capital Outlay	1,273.2	0.0	0.0	0.0
Debt Service	0.0	0.0	0.0	0.0
Cost Allocation	0.0	0.0	0.0	0.0
Transfers	0.0	0.0	0.0	0.0
Expenditure Categories Total:	1,273.2	0.0	0.0	0.0
Fund AA1000-A Total:	1,273.2	0.0	0.0	0.0

Program Group Summary of Expenditures and Budget Request for Selected Funds

Agency:	Department of Transportation
Program:	Intermodal Transportation

	FY 2021 Actual	FY 2022 Expd. Plan	FY 2023 Fund. Issue	FY 2023 Total Request
--	-------------------	-----------------------	------------------------	--------------------------

Fund:	DT2005-A State Aviation Fund (Appropriated)
--------------	---

Program Expenditures

COST CENTER/PROGRAM BUDGET UNIT

2-3	Intermodal Transportation Planning	494.1	543.6	0.0	543.6
	Total	494.1	543.6	0.0	543.6

Appropriated Funding

Expenditure Categories

FTE Positions	5.0	0.0	0.0	0.0
Personal Services	361.0	364.1	0.0	364.1
Employee Related Expenses	128.2	153.5	0.0	153.5
Professional and Outside Services	0.0	0.0	0.0	0.0
Travel In-State	0.0	0.0	0.0	0.0
Travel Out of State	0.0	0.0	0.0	0.0
Food	0.0	0.0	0.0	0.0
Aid to Organizations and Individuals	0.0	0.0	0.0	0.0
Other Operating Expenses	4.8	26.0	0.0	26.0
Equipment	0.0	0.0	0.0	0.0
Capital Outlay	0.0	0.0	0.0	0.0
Debt Service	0.0	0.0	0.0	0.0
Cost Allocation	0.0	0.0	0.0	0.0
Transfers	0.0	0.0	0.0	0.0

Expenditure Categories Total:	494.1	543.6	0.0	543.6
--------------------------------------	-------	-------	-----	-------

Fund DT2005-A Total:	494.1	543.6	0.0	543.6
-----------------------------	-------	-------	-----	-------

Program Group Summary of Expenditures and Budget Request for Selected Funds

Agency:	Department of Transportation
Program:	Intermodal Transportation

	FY 2021 Actual	FY 2022 Expd. Plan	FY 2023 Fund. Issue	FY 2023 Total Request
--	-------------------	-----------------------	------------------------	--------------------------

Fund:	DT2029-N Regional Area Road Fund - Maricopa County (Non-Appropriated)
--------------	---

Program Expenditures

COST CENTER/PROGRAM BUDGET UNIT

2-1	SLI Highway Maintenance	12,628.2	0.0	0.0	0.0
2-2	Construction	300,963.5	0.0	0.0	0.0
2-3	Intermodal Transportation Planning	53.0	0.0	0.0	0.0
	Total	313,644.7	0.0	0.0	0.0

Non-Appropriated Funding

Expenditure Categories

Personal Services	0.0	0.0	0.0	0.0
Employee Related Expenses	0.0	0.0	0.0	0.0
Professional and Outside Services	0.0	0.0	0.0	0.0
Travel In-State	0.0	0.0	0.0	0.0
Travel Out of State	0.0	0.0	0.0	0.0
Food	0.0	0.0	0.0	0.0
Aid to Organizations and Individuals	0.0	0.0	0.0	0.0
Other Operating Expenses	0.0	0.0	0.0	0.0
Equipment	0.0	0.0	0.0	0.0
Capital Outlay	313,644.7	0.0	0.0	0.0
Debt Service	0.0	0.0	0.0	0.0
Cost Allocation	0.0	0.0	0.0	0.0
Transfers	0.0	0.0	0.0	0.0

Expenditure Categories Total:	313,644.7	0.0	0.0	0.0
--------------------------------------	-----------	-----	-----	-----

Fund DT2029-N Total:	313,644.7	0.0	0.0	0.0
-----------------------------	-----------	-----	-----	-----

Program Group Summary of Expenditures and Budget Request for Selected Funds

Agency:	Department of Transportation
Program:	Intermodal Transportation

	FY 2021 Actual	FY 2022 Expd. Plan	FY 2023 Fund. Issue	FY 2023 Total Request
--	-------------------	-----------------------	------------------------	--------------------------

Fund:	DT2030-A State Highway Fund (Appropriated)
--------------	--

Program Expenditures

COST CENTER/PROGRAM BUDGET UNIT

2-1	SLI Highway Maintenance	122,536.6	150,220.1	1,416.8	151,636.9
2-2	Construction	55,148.3	56,190.0	300.0	56,490.0
2-3	Intermodal Transportation Planning	1,974.5	2,305.1	0.0	2,305.1
2-7	SLI Driver Safety and Livestock Control	740.1	800.0	0.0	800.0
2-11	SLI Preventative Surface Treatments	33,282.8	36,142.0	0.0	36,142.0
	Total	213,682.3	245,657.2	1,716.8	247,374.0

Appropriated Funding

Expenditure Categories

FTE Positions	1,685.0	0.0	0.0	0.0
Personal Services	78,785.7	78,769.3	0.0	78,769.3
Employee Related Expenses	33,094.2	34,335.6	0.0	34,335.6
Professional and Outside Services	1,533.9	2,440.6	300.0	2,740.6
Travel In-State	404.1	658.0	0.0	658.0
Travel Out of State	0.6	47.5	0.0	47.5
Food	0.4	0.0	0.0	0.0
Aid to Organizations and Individuals	0.3	0.0	0.0	0.0
Other Operating Expenses	97,775.7	127,954.7	1,416.8	129,371.5
Equipment	1,535.5	1,211.5	0.0	1,211.5
Capital Outlay	302.0	0.0	0.0	0.0
Debt Service	0.0	0.0	0.0	0.0
Cost Allocation	0.0	0.0	0.0	0.0
Transfers	250.0	240.0	0.0	240.0

Expenditure Categories Total:	213,682.3	245,657.2	1,716.8	247,374.0
--------------------------------------	------------------	------------------	----------------	------------------

Fund DT2030-A Total:	213,682.3	245,657.2	1,716.8	247,374.0
-----------------------------	------------------	------------------	----------------	------------------

Program Group Summary of Expenditures and Budget Request for Selected Funds

Agency:	Department of Transportation
Program:	Intermodal Transportation

		FY 2021 Actual	FY 2022 Expd. Plan	FY 2023 Fund. Issue	FY 2023 Total Request
Fund:	DT2030-N State Highway Fund (Non-Appropriated)				
Program Expenditures					
	COST CENTER/PROGRAM BUDGET UNIT				
2-1	SLI Highway Maintenance	12,209.2	0.0	0.0	0.0
2-2	Construction	418,822.7	50.0	0.0	50.0
2-3	Intermodal Transportation Planning	12,732.6	0.0	0.0	0.0
	Total	443,764.5	50.0	0.0	50.0

Non-Appropriated Funding

Expenditure Categories

Personal Services	0.0	0.0	0.0	0.0
Employee Related Expenses	0.0	0.0	0.0	0.0
Professional and Outside Services	0.0	0.0	0.0	0.0
Travel In-State	0.0	0.0	0.0	0.0
Travel Out of State	0.0	0.0	0.0	0.0
Food	0.0	0.0	0.0	0.0
Aid to Organizations and Individuals	0.0	0.0	0.0	0.0
Other Operating Expenses	190.2	50.0	0.0	50.0
Equipment	0.0	0.0	0.0	0.0
Capital Outlay	443,574.3	0.0	0.0	0.0
Debt Service	0.0	0.0	0.0	0.0
Cost Allocation	0.0	0.0	0.0	0.0
Transfers	0.0	0.0	0.0	0.0
Expenditure Categories Total:	443,764.5	50.0	0.0	50.0
Fund DT2030-N Total:	443,764.5	50.0	0.0	50.0

Program Group Summary of Expenditures and Budget Request for Selected Funds

Agency:	Department of Transportation
Program:	Intermodal Transportation

	FY 2021 Actual	FY 2022 Expd. Plan	FY 2023 Fund. Issue	FY 2023 Total Request
--	-------------------	-----------------------	------------------------	--------------------------

Fund:	DT2044-A Highway Damage Recovery Account Fund (Appropriated)
--------------	--

Program Expenditures

COST CENTER/PROGRAM BUDGET UNIT

2-8	SLI Highway Damage Recovery Account	5,392.3	8,000.0	0.0	8,000.0
	Total	5,392.3	8,000.0	0.0	8,000.0

Appropriated Funding

Expenditure Categories

Personal Services	0.0	0.0	0.0	0.0
Employee Related Expenses	0.0	0.0	0.0	0.0
Professional and Outside Services	0.0	0.0	0.0	0.0
Travel In-State	0.0	0.0	0.0	0.0
Travel Out of State	0.0	0.0	0.0	0.0
Food	0.0	0.0	0.0	0.0
Aid to Organizations and Individuals	0.0	0.0	0.0	0.0
Other Operating Expenses	5,392.3	8,000.0	0.0	8,000.0
Equipment	0.0	0.0	0.0	0.0
Capital Outlay	0.0	0.0	0.0	0.0
Debt Service	0.0	0.0	0.0	0.0
Cost Allocation	0.0	0.0	0.0	0.0
Transfers	0.0	0.0	0.0	0.0

Expenditure Categories Total:	5,392.3	8,000.0	0.0	8,000.0
--------------------------------------	---------	---------	-----	---------

Fund DT2044-A Total:	5,392.3	8,000.0	0.0	8,000.0
-----------------------------	---------	---------	-----	---------

Program Group Summary of Expenditures and Budget Request for Selected Funds

Agency:	Department of Transportation
Program:	Intermodal Transportation

	FY 2021 Actual	FY 2022 Expd. Plan	FY 2023 Fund. Issue	FY 2023 Total Request
--	-------------------	-----------------------	------------------------	--------------------------

Fund:	DT2071-A Transportation Department Equipment Fund (Appropriated)
--------------	--

Program Expenditures

COST CENTER/PROGRAM BUDGET UNIT

2-4	SLI Vehicles and Heavy Equipment	18,583.7	19,285.2	0.0	19,285.2
	Total	18,583.7	19,285.2	0.0	19,285.2

Appropriated Funding

Expenditure Categories

FTE Positions	177.0	0.0	0.0	0.0
Personal Services	9,212.0	9,199.7	0.0	9,199.7
Employee Related Expenses	4,132.3	4,101.5	0.0	4,101.5
Professional and Outside Services	216.9	20.0	0.0	20.0
Travel In-State	40.6	2.0	0.0	2.0
Travel Out of State	1.2	0.0	0.0	0.0
Food	0.0	0.0	0.0	0.0
Aid to Organizations and Individuals	0.0	0.0	0.0	0.0
Other Operating Expenses	4,812.3	5,962.0	0.0	5,962.0
Equipment	158.5	0.0	0.0	0.0
Capital Outlay	9.9	0.0	0.0	0.0
Debt Service	0.0	0.0	0.0	0.0
Cost Allocation	0.0	0.0	0.0	0.0
Transfers	0.0	0.0	0.0	0.0

Expenditure Categories Total:	18,583.7	19,285.2	0.0	19,285.2
--------------------------------------	----------	----------	-----	----------

Fund DT2071-A Total:	18,583.7	19,285.2	0.0	19,285.2
-----------------------------	----------	----------	-----	----------

Program Group Summary of Expenditures and Budget Request for Selected Funds

Agency:	Department of Transportation
Program:	Intermodal Transportation

	FY 2021 Actual	FY 2022 Expd. Plan	FY 2023 Fund. Issue	FY 2023 Total Request
--	-------------------	-----------------------	------------------------	--------------------------

Fund:	DT2097-N ADOT Federal Programs Fund (Non-Appropriated)
--------------	--

Program Expenditures

COST CENTER/PROGRAM BUDGET UNIT

2-3	Intermodal Transportation Planning	30,839.2	0.0	0.0	0.0
	Total	30,839.2	0.0	0.0	0.0

Non-Appropriated Funding

Expenditure Categories

FTE Positions	10.0	0.0	0.0	0.0
Personal Services	0.0	0.0	0.0	0.0
Employee Related Expenses	0.0	0.0	0.0	0.0
Professional and Outside Services	0.0	0.0	0.0	0.0
Travel In-State	0.0	0.0	0.0	0.0
Travel Out of State	0.0	0.0	0.0	0.0
Food	0.0	0.0	0.0	0.0
Aid to Organizations and Individuals	0.0	0.0	0.0	0.0
Other Operating Expenses	0.0	0.0	0.0	0.0
Equipment	0.0	0.0	0.0	0.0
Capital Outlay	30,839.2	0.0	0.0	0.0
Debt Service	0.0	0.0	0.0	0.0
Cost Allocation	0.0	0.0	0.0	0.0
Transfers	0.0	0.0	0.0	0.0

Expenditure Categories Total:	30,839.2	0.0	0.0	0.0
--------------------------------------	----------	-----	-----	-----

Fund DT2097-N Total:	30,839.2	0.0	0.0	0.0
-----------------------------	----------	-----	-----	-----

Program Group Summary of Expenditures and Budget Request for Selected Funds

Agency:	Department of Transportation
Program:	Intermodal Transportation

	FY 2021 Actual	FY 2022 Expd. Plan	FY 2023 Fund. Issue	FY 2023 Total Request
--	-------------------	-----------------------	------------------------	--------------------------

Fund: DT2108-A Safety Enforcement and Transportation Infrastructure Fund (Appropriated)

Program Expenditures

COST CENTER/PROGRAM BUDGET UNIT

2-1	SLI Highway Maintenance	280.0	0.0	0.0	0.0
	Total	280.0	0.0	0.0	0.0

Appropriated Funding

Expenditure Categories

Personal Services	0.0	0.0	0.0	0.0
Employee Related Expenses	0.0	0.0	0.0	0.0
Professional and Outside Services	0.0	0.0	0.0	0.0
Travel In-State	0.0	0.0	0.0	0.0
Travel Out of State	0.0	0.0	0.0	0.0
Food	0.0	0.0	0.0	0.0
Aid to Organizations and Individuals	0.0	0.0	0.0	0.0
Other Operating Expenses	280.0	0.0	0.0	0.0
Equipment	0.0	0.0	0.0	0.0
Capital Outlay	0.0	0.0	0.0	0.0
Debt Service	0.0	0.0	0.0	0.0
Cost Allocation	0.0	0.0	0.0	0.0
Transfers	0.0	0.0	0.0	0.0

Expenditure Categories Total: 280.0 0.0 0.0 0.0

Fund DT2108-A Total: 280.0 0.0 0.0 0.0

Program Group Summary of Expenditures and Budget Request for Selected Funds

Agency:	Department of Transportation
Program:	Intermodal Transportation

	FY 2021 Actual	FY 2022 Expd. Plan	FY 2023 Fund. Issue	FY 2023 Total Request
--	-------------------	-----------------------	------------------------	--------------------------

Fund:	DT2226-A Air Quality Fund (Appropriated)
--------------	--

Program Expenditures

COST CENTER/PROGRAM BUDGET UNIT

2-3	Intermodal Transportation Planning	45.9	251.0	0.0	251.0
	Total	45.9	251.0	0.0	251.0

Appropriated Funding

Expenditure Categories

Personal Services	16.8	30.0	0.0	30.0
Employee Related Expenses	7.3	12.8	0.0	12.8
Professional and Outside Services	20.5	204.1	0.0	204.1
Travel In-State	0.0	0.0	0.0	0.0
Travel Out of State	0.0	0.3	0.0	0.3
Food	0.0	0.0	0.0	0.0
Aid to Organizations and Individuals	0.0	2.8	0.0	2.8
Other Operating Expenses	1.3	0.9	0.0	0.9
Equipment	0.0	0.1	0.0	0.1
Capital Outlay	0.0	0.0	0.0	0.0
Debt Service	0.0	0.0	0.0	0.0
Cost Allocation	0.0	0.0	0.0	0.0
Transfers	0.0	0.0	0.0	0.0

Expenditure Categories Total:	45.9	251.0	0.0	251.0
--------------------------------------	------	-------	-----	-------

Fund DT2226-A Total:	45.9	251.0	0.0	251.0
-----------------------------	------	-------	-----	-------

Program Group Summary of Expenditures and Budget Request for Selected Funds

Agency:	Department of Transportation
Program:	Intermodal Transportation

	FY 2021 Actual	FY 2022 Expd. Plan	FY 2023 Fund. Issue	FY 2023 Total Request
--	-------------------	-----------------------	------------------------	--------------------------

Fund:	DT2244-N Economic Strength Project Fund (Non-Appropriated)
--------------	--

Program Expenditures

COST CENTER/PROGRAM BUDGET UNIT

2-3	Intermodal Transportation Planning	711.6	1,000.0	0.0	1,000.0
	Total	711.6	1,000.0	0.0	1,000.0

Non-Appropriated Funding

Expenditure Categories

Personal Services	0.0	0.0	0.0	0.0
Employee Related Expenses	0.0	0.0	0.0	0.0
Professional and Outside Services	0.0	0.0	0.0	0.0
Travel In-State	0.0	0.0	0.0	0.0
Travel Out of State	0.0	0.0	0.0	0.0
Food	0.0	0.0	0.0	0.0
Aid to Organizations and Individuals	0.0	0.0	0.0	0.0
Other Operating Expenses	0.0	0.0	0.0	0.0
Equipment	0.0	0.0	0.0	0.0
Capital Outlay	711.6	1,000.0	0.0	1,000.0
Debt Service	0.0	0.0	0.0	0.0
Cost Allocation	0.0	0.0	0.0	0.0
Transfers	0.0	0.0	0.0	0.0

Expenditure Categories Total:	711.6	1,000.0	0.0	1,000.0
--------------------------------------	-------	---------	-----	---------

Fund DT2244-N Total:	711.6	1,000.0	0.0	1,000.0
-----------------------------	-------	---------	-----	---------

Program Group Summary of Expenditures and Budget Request for Selected Funds

Agency:	Department of Transportation
Program:	Intermodal Transportation

	FY 2021 Actual	FY 2022 Expd. Plan	FY 2023 Fund. Issue	FY 2023 Total Request
--	-------------------	-----------------------	------------------------	--------------------------

Fund:	DT2463-N Grant Anticipation Notes Fund (Non-Appropriated)
--------------	---

Program Expenditures

COST CENTER/PROGRAM BUDGET UNIT					
2-2	Construction	7,364.4	0.0	0.0	0.0
2-3	Intermodal Transportation Planning	2.0	0.0	0.0	0.0
Total		7,366.4	0.0	0.0	0.0

Non-Appropriated Funding

Expenditure Categories

Personal Services	0.0	0.0	0.0	0.0
Employee Related Expenses	0.0	0.0	0.0	0.0
Professional and Outside Services	0.0	0.0	0.0	0.0
Travel In-State	0.0	0.0	0.0	0.0
Travel Out of State	0.0	0.0	0.0	0.0
Food	0.0	0.0	0.0	0.0
Aid to Organizations and Individuals	0.0	0.0	0.0	0.0
Other Operating Expenses	0.0	0.0	0.0	0.0
Equipment	0.0	0.0	0.0	0.0
Capital Outlay	7,366.4	0.0	0.0	0.0
Debt Service	0.0	0.0	0.0	0.0
Cost Allocation	0.0	0.0	0.0	0.0
Transfers	0.0	0.0	0.0	0.0
Expenditure Categories Total:	7,366.4	0.0	0.0	0.0
Fund DT2463-N Total:	7,366.4	0.0	0.0	0.0

Program Group Summary of Expenditures and Budget Request for Selected Funds

Agency:	Department of Transportation
Program:	Intermodal Transportation

	FY 2021 Actual	FY 2022 Expd. Plan	FY 2023 Fund. Issue	FY 2023 Total Request
--	-------------------	-----------------------	------------------------	--------------------------

Fund:	DT2500-N IGA and ISA Fund (Non-Appropriated)
--------------	--

Program Expenditures

COST CENTER/PROGRAM BUDGET UNIT

2-1	SLI Highway Maintenance	70.3	0.0	0.0	0.0
	Total	70.3	0.0	0.0	0.0

Non-Appropriated Funding

Expenditure Categories

Personal Services	0.0	0.0	0.0	0.0
Employee Related Expenses	0.0	0.0	0.0	0.0
Professional and Outside Services	5.5	0.0	0.0	0.0
Travel In-State	0.0	0.0	0.0	0.0
Travel Out of State	0.0	0.0	0.0	0.0
Food	0.0	0.0	0.0	0.0
Aid to Organizations and Individuals	0.0	0.0	0.0	0.0
Other Operating Expenses	64.8	0.0	0.0	0.0
Equipment	0.0	0.0	0.0	0.0
Capital Outlay	0.0	0.0	0.0	0.0
Debt Service	0.0	0.0	0.0	0.0
Cost Allocation	0.0	0.0	0.0	0.0
Transfers	0.0	0.0	0.0	0.0

Expenditure Categories Total:	70.3	0.0	0.0	0.0
--------------------------------------	------	-----	-----	-----

Fund DT2500-N Total:	70.3	0.0	0.0	0.0
-----------------------------	------	-----	-----	-----

Program Group Summary of Expenditures and Budget Request for Selected Funds

Agency:	Department of Transportation
Program:	Intermodal Transportation

	FY 2021 Actual	FY 2022 Expd. Plan	FY 2023 Fund. Issue	FY 2023 Total Request
--	-------------------	-----------------------	------------------------	--------------------------

Fund:	DT2980-N Governor's Emergency Education Relief Fund (Non-Appropriated)
--------------	--

Program Expenditures

	COST CENTER/PROGRAM BUDGET UNIT				
2-2	Construction	993.3	(316.6)	316.6	0.0
	Total	993.3	(316.6)	316.6	0.0

Non-Appropriated Funding

Expenditure Categories

FTE Positions	0.0	0.0	0.0	0.0
Personal Services	61.5	(31.3)	31.3	0.0
Employee Related Expenses	21.8	(7.9)	7.9	0.0
Professional and Outside Services	898.5	(265.9)	265.9	0.0
Travel In-State	0.0	0.0	0.0	0.0
Travel Out of State	0.0	0.0	0.0	0.0
Food	0.0	0.0	0.0	0.0
Aid to Organizations and Individuals	0.0	0.0	0.0	0.0
Other Operating Expenses	0.0	0.0	0.0	0.0
Equipment	0.0	0.0	0.0	0.0
Capital Outlay	11.5	(11.5)	11.5	0.0
Debt Service	0.0	0.0	0.0	0.0
Cost Allocation	0.0	0.0	0.0	0.0
Transfers	0.0	0.0	0.0	0.0
Expenditure Categories Total:	993.3	(316.6)	316.6	0.0
Fund DT2980-N Total:	993.3	(316.6)	316.6	0.0

Program Group Summary of Expenditures and Budget Request for Selected Funds

Agency:	Department of Transportation
Program:	Intermodal Transportation

		FY 2021 Actual	FY 2022 Expd. Plan	FY 2023 Fund. Issue	FY 2023 Total Request
Fund:	DT3701-N Local Agency Deposits Fund (Non-Appropriated)				
Program Expenditures					
	COST CENTER/PROGRAM BUDGET UNIT				
2-1	SLI Highway Maintenance	0.0	0.0	0.0	0.0
2-2	Construction	88,843.3	0.0	0.0	0.0
	Total	88,843.3	0.0	0.0	0.0

Non-Appropriated Funding

Expenditure Categories

Personal Services	0.0	0.0	0.0	0.0
Employee Related Expenses	0.0	0.0	0.0	0.0
Professional and Outside Services	0.0	0.0	0.0	0.0
Travel In-State	0.0	0.0	0.0	0.0
Travel Out of State	0.0	0.0	0.0	0.0
Food	0.0	0.0	0.0	0.0
Aid to Organizations and Individuals	0.0	0.0	0.0	0.0
Other Operating Expenses	0.0	0.0	0.0	0.0
Equipment	0.0	0.0	0.0	0.0
Capital Outlay	88,843.3	0.0	0.0	0.0
Debt Service	0.0	0.0	0.0	0.0
Cost Allocation	0.0	0.0	0.0	0.0
Transfers	0.0	0.0	0.0	0.0
Expenditure Categories Total:	88,843.3	0.0	0.0	0.0
Fund DT3701-N Total:	88,843.3	0.0	0.0	0.0

Program Group Summary of Expenditures and Budget Request for Selected Funds

Agency:	Department of Transportation
Program:	Intermodal Transportation

	FY 2021 Actual	FY 2022 Expd. Plan	FY 2023 Fund. Issue	FY 2023 Total Request
--	-------------------	-----------------------	------------------------	--------------------------

Fund:	DT3737-N Rental Tax and Bond Deposit Fund (Non-Appropriated)
--------------	--

Program Expenditures

COST CENTER/PROGRAM BUDGET UNIT					
2-2	Construction	0.3	0.0	0.0	0.0
	Total	0.3	0.0	0.0	0.0

Non-Appropriated Funding

Expenditure Categories

Personal Services	0.0	0.0	0.0	0.0
Employee Related Expenses	0.0	0.0	0.0	0.0
Professional and Outside Services	0.0	0.0	0.0	0.0
Travel In-State	0.0	0.0	0.0	0.0
Travel Out of State	0.0	0.0	0.0	0.0
Food	0.0	0.0	0.0	0.0
Aid to Organizations and Individuals	0.0	0.0	0.0	0.0
Other Operating Expenses	0.3	0.0	0.0	0.0
Equipment	0.0	0.0	0.0	0.0
Capital Outlay	0.0	0.0	0.0	0.0
Debt Service	0.0	0.0	0.0	0.0
Cost Allocation	0.0	0.0	0.0	0.0
Transfers	0.0	0.0	0.0	0.0
Expenditure Categories Total:	0.3	0.0	0.0	0.0
Fund DT3737-N Total:	0.3	0.0	0.0	0.0

Program Group Summary of Expenditures and Budget Request for Selected Funds

Agency:	Department of Transportation
Program:	Intermodal Transportation

	FY 2021 Actual	FY 2022 Expd. Plan	FY 2023 Fund. Issue	FY 2023 Total Request
--	-------------------	-----------------------	------------------------	--------------------------

Fund:	DT5004-N State Highway Fund Bonds Debt Service Fund (Non-Appropriated)
--------------	--

Program Expenditures

COST CENTER/PROGRAM BUDGET UNIT

2-2	Construction	(49.6)	0.0	0.0	0.0
	Total	(49.6)	0.0	0.0	0.0

Non-Appropriated Funding

Expenditure Categories

Personal Services	0.0	0.0	0.0	0.0
Employee Related Expenses	0.0	0.0	0.0	0.0
Professional and Outside Services	0.0	0.0	0.0	0.0
Travel In-State	0.0	0.0	0.0	0.0
Travel Out of State	0.0	0.0	0.0	0.0
Food	0.0	0.0	0.0	0.0
Aid to Organizations and Individuals	0.0	0.0	0.0	0.0
Other Operating Expenses	0.0	0.0	0.0	0.0
Equipment	0.0	0.0	0.0	0.0
Capital Outlay	(49.6)	0.0	0.0	0.0
Debt Service	0.0	0.0	0.0	0.0
Cost Allocation	0.0	0.0	0.0	0.0
Transfers	0.0	0.0	0.0	0.0

Expenditure Categories Total:	(49.6)	0.0	0.0	0.0
--------------------------------------	--------	-----	-----	-----

Fund DT5004-N Total:	(49.6)	0.0	0.0	0.0
-----------------------------	--------	-----	-----	-----

Program 2 Total:	1,125,935.4	274,470.4	2,033.4	276,503.8
-------------------------	-------------	-----------	---------	-----------

Program Budget Unit Summary of Expenditures and Budget Request for All Funds

Agency:	Department of Transportation
Program:	SLI Highway Maintenance

Expenditure Categories		FY 2021	FY 2022	FY 2023	FY 2023
		Actual	Expd. Plan	Fund. Issue	Total Request
0000	FTE	800.0	0.0	0.0	0.0
6000	Personal Services	44,590.7	43,850.1	0.0	43,850.1
6100	Employee Related Expenses	20,016.5	20,167.8	0.0	20,167.8
6200	Professional and Outside Services	(38.7)	1,017.5	0.0	1,017.5
6500	Travel In-State	287.0	480.8	0.0	480.8
6600	Travel Out of State	0.0	1.5	0.0	1.5
6700	Food	0.2	0.0	0.0	0.0
6800	Aid to Organizations and Individuals	0.0	0.0	0.0	0.0
7000	Other Operating Expenses	57,230.5	84,001.6	1,416.8	85,418.4
8000	Equipment	973.5	700.8	0.0	700.8
8100	Capital Outlay	24,734.0	0.0	0.0	0.0
8600	Debt Service	0.0	0.0	0.0	0.0
9000	Cost Allocation	0.0	0.0	0.0	0.0
9100	Transfers	0.0	0.0	0.0	0.0
Expenditure Categories Total:		147,793.7	150,220.1	1,416.8	151,636.9
Fund Source					
Appropriated Funds					
AA1000-A	General Fund (Appropriated)	69.4	0.0	0.0	0.0
DT2030-A	State Highway Fund (Appropriated)	122,536.6	150,220.1	1,416.8	151,636.9
DT2108-A	Safety Enforcement and Transportation Infrastruc	280.0	0.0	0.0	0.0
		122,886.0	150,220.1	1,416.8	151,636.9
Non-Appropriated Funds					
DT2029-N	Regional Area Road Fund - Maricopa County (Non	12,628.2	0.0	0.0	0.0
DT2030-N	State Highway Fund (Non-Appropriated)	12,209.2	0.0	0.0	0.0
DT2500-N	IGA and ISA Fund (Non-Appropriated)	70.3	0.0	0.0	0.0
DT3701-N	Local Agency Deposits Fund (Non-Appropriated)	0.0	0.0	0.0	0.0
		24,907.7	0.0	0.0	0.0
Fund Source Total:		147,793.7	150,220.1	1,416.8	151,636.9

Program Budget Unit Summary of Expenditures and Budget Request for Selected Funds

Agency: Department of Transportation

FY 2021 Actual	FY 2022 Expd. Plan	FY 2023 Fund. Issue	FY 2023 Total Request
-------------------	-----------------------	------------------------	--------------------------

Program: SLI Highway Maintenance

Fund: AA1000-A General Fund

Appropriated

6000 Personal Services	0.0	0.0	0.0	0.0
6100 Employee Related Expenses	0.0	0.0	0.0	0.0
6200 Professional and Outside Services	0.0	0.0	0.0	0.0
6500 Travel In-State	0.0	0.0	0.0	0.0
6600 Travel Out of State	0.0	0.0	0.0	0.0
6700 Food	0.0	0.0	0.0	0.0
6800 Aid to Organizations and Individuals	0.0	0.0	0.0	0.0
7000 Other Operating Expenses	0.0	0.0	0.0	0.0
8000 Equipment	0.0	0.0	0.0	0.0
8100 Capital Outlay	69.4	0.0	0.0	0.0
8600 Debt Service	0.0	0.0	0.0	0.0
9000 Cost Allocation	0.0	0.0	0.0	0.0
9100 Transfers	0.0	0.0	0.0	0.0
Appropriated Total:	69.4	0.0	0.0	0.0
Fund Total:	69.4	0.0	0.0	0.0

Fund: DT2029-N Regional Area Road Fund - Maricopa County

Non-Appropriated

6000 Personal Services	0.0	0.0	0.0	0.0
6100 Employee Related Expenses	0.0	0.0	0.0	0.0
6200 Professional and Outside Services	0.0	0.0	0.0	0.0
6500 Travel In-State	0.0	0.0	0.0	0.0
6600 Travel Out of State	0.0	0.0	0.0	0.0
6700 Food	0.0	0.0	0.0	0.0
6800 Aid to Organizations and Individuals	0.0	0.0	0.0	0.0
7000 Other Operating Expenses	0.0	0.0	0.0	0.0
8000 Equipment	0.0	0.0	0.0	0.0
8100 Capital Outlay	12,628.2	0.0	0.0	0.0

Program Budget Unit Summary of Expenditures and Budget Request for Selected Funds

Agency: Department of Transportation

FY 2021 Actual	FY 2022 Expd. Plan	FY 2023 Fund. Issue	FY 2023 Total Request
-------------------	-----------------------	------------------------	--------------------------

Program: SLI Highway Maintenance

Fund: DT2029-N Regional Area Road Fund - Maricopa County

Non-Appropriated

8600 Debt Service	0.0	0.0	0.0	0.0
9000 Cost Allocation	0.0	0.0	0.0	0.0
9100 Transfers	0.0	0.0	0.0	0.0

Non-Appropriated Total:	12,628.2	0.0	0.0	0.0
--------------------------------	----------	-----	-----	-----

Fund Total:	12,628.2	0.0	0.0	0.0
--------------------	----------	-----	-----	-----

Fund: DT2030-A State Highway Fund

Appropriated

0000 FTE	800.0	0.0	0.0	0.0
6000 Personal Services	44,590.7	43,850.1	0.0	43,850.1
6100 Employee Related Expenses	20,016.5	20,167.8	0.0	20,167.8
6200 Professional and Outside Services	(44.2)	1,017.5	0.0	1,017.5
6500 Travel In-State	287.0	480.8	0.0	480.8
6600 Travel Out of State	0.0	1.5	0.0	1.5
6700 Food	0.2	0.0	0.0	0.0
6800 Aid to Organizations and Individuals	0.0	0.0	0.0	0.0
7000 Other Operating Expenses	56,695.4	84,001.6	1,416.8	85,418.4
8000 Equipment	973.5	700.8	0.0	700.8
8100 Capital Outlay	17.4	0.0	0.0	0.0
8600 Debt Service	0.0	0.0	0.0	0.0
9000 Cost Allocation	0.0	0.0	0.0	0.0
9100 Transfers	0.0	0.0	0.0	0.0

Appropriated Total:	122,536.6	150,220.1	1,416.8	151,636.9
----------------------------	-----------	-----------	---------	-----------

Fund Total:	122,536.6	150,220.1	1,416.8	151,636.9
--------------------	-----------	-----------	---------	-----------

Fund: DT2030-N State Highway Fund

Non-Appropriated

6000 Personal Services	0.0	0.0	0.0	0.0
6100 Employee Related Expenses	0.0	0.0	0.0	0.0

Program Budget Unit Summary of Expenditures and Budget Request for Selected Funds

Agency: Department of Transportation

FY 2021 Actual	FY 2022 Expd. Plan	FY 2023 Fund. Issue	FY 2023 Total Request
-------------------	-----------------------	------------------------	--------------------------

Program: SLI Highway Maintenance

Fund: DT2030-N State Highway Fund

Non-Appropriated

6200 Professional and Outside Services	0.0	0.0	0.0	0.0
6500 Travel In-State	0.0	0.0	0.0	0.0
6600 Travel Out of State	0.0	0.0	0.0	0.0
6700 Food	0.0	0.0	0.0	0.0
6800 Aid to Organizations and Individuals	0.0	0.0	0.0	0.0
7000 Other Operating Expenses	190.2	0.0	0.0	0.0
8000 Equipment	0.0	0.0	0.0	0.0
8100 Capital Outlay	12,019.0	0.0	0.0	0.0
8600 Debt Service	0.0	0.0	0.0	0.0
9000 Cost Allocation	0.0	0.0	0.0	0.0
9100 Transfers	0.0	0.0	0.0	0.0

Non-Appropriated Total:	12,209.2	0.0	0.0	0.0
--------------------------------	----------	-----	-----	-----

Fund Total:	12,209.2	0.0	0.0	0.0
--------------------	----------	-----	-----	-----

Fund: DT2108-A Safety Enforcement and Transportation Infrastructure Fund

Appropriated

6000 Personal Services	0.0	0.0	0.0	0.0
6100 Employee Related Expenses	0.0	0.0	0.0	0.0
6200 Professional and Outside Services	0.0	0.0	0.0	0.0
6500 Travel In-State	0.0	0.0	0.0	0.0
6600 Travel Out of State	0.0	0.0	0.0	0.0
6700 Food	0.0	0.0	0.0	0.0
6800 Aid to Organizations and Individuals	0.0	0.0	0.0	0.0
7000 Other Operating Expenses	280.0	0.0	0.0	0.0
8000 Equipment	0.0	0.0	0.0	0.0
8100 Capital Outlay	0.0	0.0	0.0	0.0
8600 Debt Service	0.0	0.0	0.0	0.0
9000 Cost Allocation	0.0	0.0	0.0	0.0
9100 Transfers	0.0	0.0	0.0	0.0

Program Budget Unit Summary of Expenditures and Budget Request for Selected Funds

Agency: Department of Transportation

FY 2021 Actual	FY 2022 Expd. Plan	FY 2023 Fund. Issue	FY 2023 Total Request
-------------------	-----------------------	------------------------	--------------------------

Program: SLI Highway Maintenance

Fund: DT2108-A Safety Enforcement and Transportation Infrastructure Fund

Appropriated

Appropriated Total:	280.0	0.0	0.0
----------------------------	-------	-----	-----

Fund Total:	280.0	0.0	0.0
--------------------	-------	-----	-----

Fund: DT2500-N IGA and ISA Fund

Non-Appropriated

6000 Personal Services	0.0	0.0	0.0
6100 Employee Related Expenses	0.0	0.0	0.0
6200 Professional and Outside Services	5.5	0.0	0.0
6500 Travel In-State	0.0	0.0	0.0
6600 Travel Out of State	0.0	0.0	0.0
6700 Food	0.0	0.0	0.0
6800 Aid to Organizations and Individuals	0.0	0.0	0.0
7000 Other Operating Expenses	64.8	0.0	0.0
8000 Equipment	0.0	0.0	0.0
8100 Capital Outlay	0.0	0.0	0.0
8600 Debt Service	0.0	0.0	0.0
9000 Cost Allocation	0.0	0.0	0.0
9100 Transfers	0.0	0.0	0.0
Non-Appropriated Total:	70.3	0.0	0.0

Fund Total:	70.3	0.0	0.0
--------------------	------	-----	-----

Fund: DT3701-N Local Agency Deposits Fund

Non-Appropriated

6000 Personal Services	0.0	0.0	0.0
6100 Employee Related Expenses	0.0	0.0	0.0
6200 Professional and Outside Services	0.0	0.0	0.0
6500 Travel In-State	0.0	0.0	0.0
6600 Travel Out of State	0.0	0.0	0.0

Program Budget Unit Summary of Expenditures and Budget Request for Selected Funds

Agency: Department of Transportation

FY 2021 Actual	FY 2022 Expd. Plan	FY 2023 Fund. Issue	FY 2023 Total Request
-------------------	-----------------------	------------------------	--------------------------

Program: SLI Highway Maintenance

Fund: DT3701-N Local Agency Deposits Fund

Non-Appropriated

6700 Food	0.0	0.0	0.0	0.0
6800 Aid to Organizations and Individuals	0.0	0.0	0.0	0.0
7000 Other Operating Expenses	0.0	0.0	0.0	0.0
8000 Equipment	0.0	0.0	0.0	0.0
8100 Capital Outlay	0.0	0.0	0.0	0.0
8600 Debt Service	0.0	0.0	0.0	0.0
9000 Cost Allocation	0.0	0.0	0.0	0.0
9100 Transfers	0.0	0.0	0.0	0.0

Non-Appropriated Total:

0.0	0.0	0.0	0.0
-----	-----	-----	-----

Fund Total:

0.0	0.0	0.0	0.0
-----	-----	-----	-----

Program Total For Selected Funds:

147,793.7	150,220.1	1,416.8	151,636.9
-----------	-----------	---------	-----------

Program Expenditure Schedule

Agency:	Department of Transportation
Program:	SLI Highway Maintenance

	FY 2021 Actual	FY 2022 Expd. Plan
FTE	800.0	0.0
Expenditure Category Total	800.0	0.0
Appropriated		
DT2030-A State Highway Fund (Appropriated)	800.0	0.0
Fund Source Total	800.0	0.0
<hr/>		
Personal Services	44,590.7	43,850.1
Boards and Commissions	0.0	0.0
Expenditure Category Total	44,590.7	43,850.1
Appropriated		
DT2030-A State Highway Fund (Appropriated)	44,590.7	43,850.1
Fund Source Total	44,590.7	43,850.1
<hr/>		
Employee Related Expenses	20,016.5	20,167.8
Expenditure Category Total	20,016.5	20,167.8
Appropriated		
DT2030-A State Highway Fund (Appropriated)	20,016.5	20,167.8
Fund Source Total	20,016.5	20,167.8
<hr/>		
Professional and Outside Services		1,017.5
External Prof/Outside Serv Budg And Appn	0.0	
External Investment Services	0.0	
Other External Financial Services	0.0	
Attorney General Legal Services	0.0	
External Legal Services	0.0	
External Engineer/Architect Cost - Exp	91.7	
External Engineer/Architect Cost- Cap	0.0	
Other Design	0.1	
Temporary Agency Services	0.0	
Hospital Services	0.0	
Other Medical Services	51.8	
Institutional Care	0.0	
Education And Training	0.3	
Vendor Travel	1.0	
Professional & Outside Services Excluded from Cost Alloca	0.0	
Vendor Travel - Non Reportable	0.0	
External Telecom Consulting Services	0.0	
Costs related to those in custody of the State	0.0	
Non - Confidential Specialist Fees	0.0	
Confidential Specialist Fees	0.0	
Outside Actuarial Costs	0.0	
Other Professional And Outside Services	(183.6)	

Program Expenditure Schedule

Agency:	Department of Transportation
Program:	SLI Highway Maintenance

	FY 2021 Actual	FY 2022 Expd. Plan
Expenditure Category Total	(38.7)	1,017.5
Appropriated		
DT2030-A State Highway Fund (Appropriated)	(44.2)	1,017.5
	(44.2)	1,017.5
Non-Appropriated		
DT2500-N IGA and ISA Fund (Non-Appropriated)	5.5	0.0
	5.5	0.0
Fund Source Total	(38.7)	1,017.5
<hr/>		
Travel In-State	287.0	480.8
Expenditure Category Total	287.0	480.8
Appropriated		
DT2030-A State Highway Fund (Appropriated)	287.0	480.8
	287.0	480.8
Fund Source Total	287.0	480.8
Travel Out of State	0.0	1.5
Expenditure Category Total	0.0	1.5
Appropriated		
DT2030-A State Highway Fund (Appropriated)	0.0	1.5
	0.0	1.5
Fund Source Total	0.0	1.5
Food	0.2	0.0
Expenditure Category Total	0.2	0.0
Appropriated		
DT2030-A State Highway Fund (Appropriated)	0.2	0.0
	0.2	0.0
Fund Source Total	0.2	0.0
<hr/>		
Aid to Organizations and Individuals	0.0	0.0
Expenditure Category Total	0.0	0.0
<hr/>		
Other Operating Expenses		84,001.6
Other Operating Expenditures Budg Approp	0.0	
Other Operating Expenditures Excluded from Cost Allocati	0.0	
Risk Management Charges To State Agency	0.0	
Risk Management Deductible - Indemnity	0.0	
Risk Management Deductible - Legal	0.0	
Risk Management Deductible - Medical	0.0	
Risk Management Deductible - Other	0.0	
Gen Liab- Non Physical-Taxable- Self Ins	0.0	
Gross Proceeds Payments To Attorneys	0.0	
General Liability- Non-Taxable- Self Ins	0.0	
Medical Malpractice - Self-Insured	0.0	
Automobile Liability - Self Insured	0.0	
General Property Damage - Self- Insured	0.0	
Automobile Physical Damage-Self Insured	0.0	
Liability Insurance Premiums	0.0	
Property Insurance Premiums	0.0	

Program Expenditure Schedule

Agency:	Department of Transportation
Program:	SLI Highway Maintenance

	FY 2021 Actual	FY 2022 Expd. Plan
Workers Compensation Benefit Payments	0.0	
Self Insurance - Administrative Fees	0.0	
Self Insurance - Premiums	0.0	
Self Insurance - Claim Payments	0.0	
Self Insurance - Pharmacy Claims	0.0	
Premium Tax On Altcs	0.0	
Other Insurance-Related Charges	0.0	
Internal Service Data Processing	0.0	
Internal Service Data Proc- Pc/Lan	0.0	
External Programming-Mainframe/Legacy	0.0	
External Programming- Pc/Lan/Serv/Web	0.0	
External Data Entry	0.0	
Othr External Data Proc-Mainframe/Legacy	0.0	
Othr External Data Proc-Pc/Lan/Serv/Web	0.0	
Pmt for AFIS Development & Usage	0.0	
Internal Service Telecommunications	0.0	
External Telecom Long Distance-In-State	1,122.2	
External Telecom Long Distance-Out-State	0.0	
Other External Telecommunication Service	0.0	
Electricity	383.9	
Sanitation Waste Disposal	337.5	
Water	289.0	
Gas And Fuel Oil For Buildings	112.3	
Other Utilities	0.4	
Building Rent Charges To State Agencies	0.0	
Priv Lease To Own Bld Rent Chrgs To Agy	0.0	
Cert Of Part Bld Rent Chrgs To Agy	0.0	
Rental Of Land And Buildings	72.9	
Rental Of Computer Equipment	0.0	
Rental Of Other Machinery And Equipment	9,574.9	
Miscellaneous Rent	21.1	
Interest On Overdue Payments	0.0	
All Other Interest Payments	0.0	
Internal Acct/Budg/Financial Svcs	0.0	
Other Internal Services	0.0	
Repair And Maintenance - Buildings	443.4	
Repair And Maintenance - Vehicles	758.3	
Repair And Maint - Mainframe And Legacy	2.6	
Repair And Maint-Pc/Lan/Serv/Web	0.0	
Repair And Maintenance - Other Equipment	140.3	
Other Repair And Maintenance	25,482.7	
Software Support And Maintenance	80.2	
Uniforms	701.6	
Inmate Clothing	0.0	
Security Supplies	0.0	
Office Supplies	98.6	
Computer Supplies	46.6	
Housekeeping Supplies	63.7	
Bedding And Bath Supplies	0.0	
Drugs And Medicine Supplies	0.1	
Medical Supplies	67.7	

Program Expenditure Schedule

Agency:	Department of Transportation
Program:	SLI Highway Maintenance

	FY 2021 Actual	FY 2022 Expd. Plan
Dental Supplies	0.0	
Automotive And Transportation Fuels	3,707.7	
Automotive Lubricants And Supplies	375.8	
Rpr And Maint Supplies-Not Auto Or Build	12,304.8	
Repair And Maintenance Supplies-Building	34.0	
Other Operating Supplies	633.7	
Publications	0.0	
Aggregate Withheld Or Paid Commissions	0.0	
Lottery Prizes	0.0	
Lottery Distribution Costs	0.0	
Material for Further Processing	0.0	
Other Resale Supplies	0.0	
Loss On Sales Of Capital Assets	0.0	
Loss on Sales of Investments	0.0	
Employee Tuition Reimbursement-Graduate	0.0	
Employee Tuition Reimb Under-Grad/Other	(1.2)	
Conference Registration-Attendance Fees	3.3	
Other Education And Training Costs	25.6	
Advertising	3.7	
Sponsorships	0.0	
Internal Printing	0.0	
External Printing	4.0	
Photography	0.0	
Postage And Delivery	6.8	
Document shredding and Destruction Services	0.2	
Translation and Sign Language Services	0.2	
Distribution To State Universities	0.0	
Other Intrastate Distributions	0.0	
Awards	1.5	
Entertainment And Promotional Items	0.0	
Dues	6.2	
Books- Subscriptions And Publications	1.3	
Costs For Digital Image Or Microfilm	0.0	
Revolving Fund Advances	0.0	
Credit Card Fees Over Approved Limit	0.0	
Relief Bill Expenditures	0.0	
Surplus Property Distr To State Agencies	0.0	
Security Services	0.0	
Judgments - Damages	0.0	
ICA Payments to Claimants Confidential	0.0	
Jdgmnt-Confidential Restitution To Indiv	0.0	
Judgments - Non-Confidential Restitution	0.0	
Judgments - Punitive And Compensatory	0.0	
Pmts Made to Resolve/Disputes/Avoid Costs of Litigation	0.0	
Pmts For Contracted State Inmate Labor	0.8	
Payments To State Inmates	0.0	
Bad Debt Expense	0.0	
Interview Expense	0.0	
Employee Relocations-Nontaxable	0.0	
Employee Relocations-Taxable	0.0	
Non-Confidential Invest/Legal/Law Enf	0.0	

Program Expenditure Schedule

Agency:	Department of Transportation
Program:	SLI Highway Maintenance

	FY 2021 Actual	FY 2022 Expd. Plan
Conf/Sensitive Invest/Legal/Undercover	0.0	
Fingerprinting, Background Checks, Etc.	0.0	
Other Miscellaneous Operating	322.0	
Expenditure Category Total	57,230.5	84,001.6
Appropriated		
DT2030-A State Highway Fund (Appropriated)	56,695.4	84,001.6
DT2108-A Safety Enforcement and Transportation Infrastructure Fun	280.0	0.0
	56,975.4	84,001.6
Non-Appropriated		
DT2030-N State Highway Fund (Non-Appropriated)	190.2	0.0
DT2500-N IGA and ISA Fund (Non-Appropriated)	64.8	0.0
	255.0	0.0
Fund Source Total	57,230.5	84,001.6

Current Year Expenditures		700.8
Capital Equipment Budget And Approp	0.0	
Vehicles Capital Purchase	415.7	
Vehicles Capital Leases	0.0	
Furniture Capital Purchase	0.0	
Depreciable Works Of Art & Hist Treas/Coll Capital Purcha	0.0	
Non Depr Works Of Art & Hist Treas/Coll Cap Purchase	0.0	
Furniture Capital Leases	0.0	
Computer Equipment Capital Purchase	36.9	
Computer Equipment Capital Lease	0.0	
Telecommunication Equip-Capital Purchase	0.0	
Telecommunication Equip-Capital Lease	0.0	
Other Equipment Capital Purchase	130.3	
Other Equipment Capital Leases	0.0	
Purchased Or Licensed Software-Website	0.0	
Internally Generated Software-Website	0.0	
Development in Progress	0.0	
Right-Of-Way/Easement/Extraction Rights	0.0	
Oth Int Assets purchased, licensed or internally generate	0.0	
Other intangible assets acquired by capital lease	0.0	
Other Capital Asset Purchases	0.0	
Leasehold Improvement-Capital Purchase	0.0	
Other Capital Asset Leases	0.0	
Non-Capital Equip Budget And Approp	0.0	
Vehicles Non-Capital Purchase	4.6	
Vehicles Non-Capital Leases	0.0	
Furniture Non-Capital Purchase	35.2	
Works Of Art And Hist Treas-Non Capital	0.0	
Furniture Non-Capital Leases	0.0	
Computer Equipment Non-Capital Purchase	85.9	
Computer Equipment Non-Capital Lease	0.0	
Telecomm Equip Non-Capital Purchase	178.2	
Telecomm Equip Non-Capital Leases	0.0	
Other Equipment Non-Capital Purchase	79.1	
Weapons Non-Capital Purchase	0.0	
Other Equipment Non-Capital Lease	7.1	
Purchased Or Licensed Software/Website	0.5	

Program Expenditure Schedule

Agency:	Department of Transportation
Program:	SLI Highway Maintenance

	FY 2021 Actual	FY 2022 Expd. Plan
Internally Generated Software/Website	0.0	
LICENSES AND PERMITS	0.0	
Right-Of-Way/Easement/Extraction Exp	0.0	
Other Intangible Assets - Purchased, Licensed or Internall	0.0	
Noncapital Software/Web By Capital Lease	0.0	
Other Intangible Assets Acquired by Capital Lease	0.0	
Other Long Lived Tangible Assets to be Expenses	0.0	
Non-Capital Equipment Excluded from Cost Allocation	0.0	
Expenditure Category Total	973.5	700.8
Appropriated		
DT2030-A State Highway Fund (Appropriated)	973.5	700.8
Fund Source Total	973.5	700.8
Capital Outlay	24,734.0	0.0
Expenditure Category Total	24,734.0	0.0
Appropriated		
AA1000-A General Fund (Appropriated)	69.4	0.0
DT2030-A State Highway Fund (Appropriated)	17.4	0.0
	86.8	0.0
Non-Appropriated		
DT2029-N Regional Area Road Fund - Maricopa County (Non-Approp	12,628.2	0.0
DT2030-N State Highway Fund (Non-Appropriated)	12,019.0	0.0
DT3701-N Local Agency Deposits Fund (Non-Appropriated)	0.0	0.0
	24,647.3	0.0
Fund Source Total	24,734.0	0.0
Debt Service	0.0	0.0
Expenditure Category Total	0.0	0.0
Cost Allocation	0.0	0.0
Expenditure Category Total	0.0	0.0
Transfers	0.0	0.0
Expenditure Category Total	0.0	0.0

Employee Retirement Coverage

Retirement System	FTE	Personal Services	Fund#
Non-Participating	10.0	3,389.2	DT2030-A
Arizona State Retirement System	725.0	40,460.9	DT2030-A

Combined Regular & Elected Positions At/Above FICA Maximum of \$142,800

Total FTE	Personal Services	FTE's not eligible for Health, Dental & Life
0.0	0.0	0.0

Program Budget Unit Summary of Expenditures and Budget Request for All Funds

Agency:	Department of Transportation
Program:	Construction

Expenditure Categories		FY 2021	FY 2022	FY 2023	FY 2023
		Actual	Expd. Plan	Fund. Issue	Total Request
0000	FTE	821.0	0.0	0.0	0.0
6000	Personal Services	32,089.7	32,491.5	31.3	32,522.8
6100	Employee Related Expenses	12,266.5	13,238.5	7.9	13,246.4
6200	Professional and Outside Services	2,476.5	1,103.0	565.9	1,668.9
6500	Travel In-State	111.6	175.4	0.0	175.4
6600	Travel Out of State	0.6	46.0	0.0	46.0
6700	Food	0.1	0.0	0.0	0.0
6800	Aid to Organizations and Individuals	0.3	0.0	0.0	0.0
7000	Other Operating Expenses	8,119.4	8,130.5	0.0	8,130.5
8000	Equipment	541.1	510.0	0.0	510.0
8100	Capital Outlay	817,444.2	(11.5)	11.5	0.0
8600	Debt Service	0.0	0.0	0.0	0.0
9000	Cost Allocation	0.0	0.0	0.0	0.0
9100	Transfers	240.0	240.0	0.0	240.0
Expenditure Categories Total:		873,289.9	55,923.4	616.6	56,540.0
Fund Source					
Appropriated Funds					
AA1000-A	General Fund (Appropriated)	1,203.8	0.0	0.0	0.0
DT2030-A	State Highway Fund (Appropriated)	55,148.3	56,190.0	300.0	56,490.0
		56,352.1	56,190.0	300.0	56,490.0
Non-Appropriated Funds					
DT2029-N	Regional Area Road Fund - Maricopa County (Non	300,963.5	0.0	0.0	0.0
DT2030-N	State Highway Fund (Non-Appropriated)	418,822.7	50.0	0.0	50.0
DT2463-N	Grant Anticipation Notes Fund (Non-Appropriated)	7,364.4	0.0	0.0	0.0
DT2980-N	Governor's Emergency Education Relief Fund (No	993.3	(316.6)	316.6	0.0
DT3701-N	Local Agency Deposits Fund (Non-Appropriated)	88,843.3	0.0	0.0	0.0
DT3737-N	Rental Tax and Bond Deposit Fund (Non-Appropri	0.3	0.0	0.0	0.0
DT5004-N	State Highway Fund Bonds Debt Service Fund (No	(49.6)	0.0	0.0	0.0
		816,937.9	(266.6)	316.6	50.0
Fund Source Total:		873,289.9	55,923.4	616.6	56,540.0

Program Budget Unit Summary of Expenditures and Budget Request for Selected Funds

Agency: Department of Transportation

FY 2021 Actual	FY 2022 Expd. Plan	FY 2023 Fund. Issue	FY 2023 Total Request
-------------------	-----------------------	------------------------	--------------------------

Program: Construction

Fund: AA1000-A General Fund

Appropriated

0000 FTE	0.0	0.0	0.0	0.0
6000 Personal Services	0.0	0.0	0.0	0.0
6100 Employee Related Expenses	0.0	0.0	0.0	0.0
6200 Professional and Outside Services	0.0	0.0	0.0	0.0
6500 Travel In-State	0.0	0.0	0.0	0.0
6600 Travel Out of State	0.0	0.0	0.0	0.0
6700 Food	0.0	0.0	0.0	0.0
6800 Aid to Organizations and Individuals	0.0	0.0	0.0	0.0
7000 Other Operating Expenses	0.0	0.0	0.0	0.0
8000 Equipment	0.0	0.0	0.0	0.0
8100 Capital Outlay	1,203.8	0.0	0.0	0.0
8600 Debt Service	0.0	0.0	0.0	0.0
9000 Cost Allocation	0.0	0.0	0.0	0.0
9100 Transfers	0.0	0.0	0.0	0.0

Appropriated Total:	1,203.8	0.0	0.0	0.0
----------------------------	---------	-----	-----	-----

Fund Total:	1,203.8	0.0	0.0	0.0
--------------------	---------	-----	-----	-----

Fund: DT2029-N Regional Area Road Fund - Maricopa County

Non-Appropriated

6000 Personal Services	0.0	0.0	0.0	0.0
6100 Employee Related Expenses	0.0	0.0	0.0	0.0
6200 Professional and Outside Services	0.0	0.0	0.0	0.0
6500 Travel In-State	0.0	0.0	0.0	0.0
6600 Travel Out of State	0.0	0.0	0.0	0.0
6700 Food	0.0	0.0	0.0	0.0
6800 Aid to Organizations and Individuals	0.0	0.0	0.0	0.0
7000 Other Operating Expenses	0.0	0.0	0.0	0.0
8000 Equipment	0.0	0.0	0.0	0.0
8100 Capital Outlay	300,963.5	0.0	0.0	0.0

Program Budget Unit Summary of Expenditures and Budget Request for Selected Funds

Agency: Department of Transportation

FY 2021 Actual	FY 2022 Expd. Plan	FY 2023 Fund. Issue	FY 2023 Total Request
-------------------	-----------------------	------------------------	--------------------------

Program: Construction

Fund: DT2029-N Regional Area Road Fund - Maricopa County

Non-Appropriated

8600 Debt Service	0.0	0.0	0.0	0.0
9000 Cost Allocation	0.0	0.0	0.0	0.0
9100 Transfers	0.0	0.0	0.0	0.0

Non-Appropriated Total:	300,963.5	0.0	0.0	0.0
--------------------------------	-----------	-----	-----	-----

Fund Total:	300,963.5	0.0	0.0	0.0
--------------------	-----------	-----	-----	-----

Fund: DT2030-A State Highway Fund

Appropriated

0000 FTE	821.0	0.0	0.0	0.0
6000 Personal Services	32,028.2	32,522.8	0.0	32,522.8
6100 Employee Related Expenses	12,244.7	13,246.4	0.0	13,246.4
6200 Professional and Outside Services	1,578.0	1,368.9	300.0	1,668.9
6500 Travel In-State	111.6	175.4	0.0	175.4
6600 Travel Out of State	0.6	46.0	0.0	46.0
6700 Food	0.1	0.0	0.0	0.0
6800 Aid to Organizations and Individuals	0.3	0.0	0.0	0.0
7000 Other Operating Expenses	8,119.1	8,080.5	0.0	8,080.5
8000 Equipment	541.1	510.0	0.0	510.0
8100 Capital Outlay	284.6	0.0	0.0	0.0
8600 Debt Service	0.0	0.0	0.0	0.0
9000 Cost Allocation	0.0	0.0	0.0	0.0
9100 Transfers	240.0	240.0	0.0	240.0

Appropriated Total:	55,148.3	56,190.0	300.0	56,490.0
----------------------------	----------	----------	-------	----------

Fund Total:	55,148.3	56,190.0	300.0	56,490.0
--------------------	----------	----------	-------	----------

Fund: DT2030-N State Highway Fund

Non-Appropriated

6000 Personal Services	0.0	0.0	0.0	0.0
6100 Employee Related Expenses	0.0	0.0	0.0	0.0

Program Budget Unit Summary of Expenditures and Budget Request for Selected Funds

Agency: Department of Transportation

FY 2021 Actual	FY 2022 Expd. Plan	FY 2023 Fund. Issue	FY 2023 Total Request
-------------------	-----------------------	------------------------	--------------------------

Program: Construction

Fund: DT2030-N State Highway Fund

Non-Appropriated

6200 Professional and Outside Services	0.0	0.0	0.0	0.0
6500 Travel In-State	0.0	0.0	0.0	0.0
6600 Travel Out of State	0.0	0.0	0.0	0.0
6700 Food	0.0	0.0	0.0	0.0
6800 Aid to Organizations and Individuals	0.0	0.0	0.0	0.0
7000 Other Operating Expenses	0.0	50.0	0.0	50.0
8000 Equipment	0.0	0.0	0.0	0.0
8100 Capital Outlay	418,822.7	0.0	0.0	0.0
8600 Debt Service	0.0	0.0	0.0	0.0
9000 Cost Allocation	0.0	0.0	0.0	0.0
9100 Transfers	0.0	0.0	0.0	0.0

Non-Appropriated Total:

	418,822.7	50.0	0.0	50.0
--	-----------	------	-----	------

Fund Total:	418,822.7	50.0	0.0	50.0
--------------------	-----------	------	-----	------

Fund: DT2463-N Grant Anticipation Notes Fund

Non-Appropriated

6000 Personal Services	0.0	0.0	0.0	0.0
6100 Employee Related Expenses	0.0	0.0	0.0	0.0
6200 Professional and Outside Services	0.0	0.0	0.0	0.0
6500 Travel In-State	0.0	0.0	0.0	0.0
6600 Travel Out of State	0.0	0.0	0.0	0.0
6700 Food	0.0	0.0	0.0	0.0
6800 Aid to Organizations and Individuals	0.0	0.0	0.0	0.0
7000 Other Operating Expenses	0.0	0.0	0.0	0.0
8000 Equipment	0.0	0.0	0.0	0.0
8100 Capital Outlay	7,364.4	0.0	0.0	0.0
8600 Debt Service	0.0	0.0	0.0	0.0
9000 Cost Allocation	0.0	0.0	0.0	0.0
9100 Transfers	0.0	0.0	0.0	0.0

Program Budget Unit Summary of Expenditures and Budget Request for Selected Funds

Agency: Department of Transportation

FY 2021 Actual	FY 2022 Expd. Plan	FY 2023 Fund. Issue	FY 2023 Total Request
-------------------	-----------------------	------------------------	--------------------------

Program: Construction

Fund: DT2463-N Grant Anticipation Notes Fund

Non-Appropriated

Non-Appropriated Total:	7,364.4	0.0	0.0
--------------------------------	---------	-----	-----

Fund Total:	7,364.4	0.0	0.0
--------------------	---------	-----	-----

Fund: DT2980-N Governor's Emergency Education Relief Fund

Non-Appropriated

0000 FTE	0.0	0.0	0.0
6000 Personal Services	61.5	(31.3)	31.3
6100 Employee Related Expenses	21.8	(7.9)	7.9
6200 Professional and Outside Services	898.5	(265.9)	265.9
6500 Travel In-State	0.0	0.0	0.0
6600 Travel Out of State	0.0	0.0	0.0
6700 Food	0.0	0.0	0.0
6800 Aid to Organizations and Individuals	0.0	0.0	0.0
7000 Other Operating Expenses	0.0	0.0	0.0
8000 Equipment	0.0	0.0	0.0
8100 Capital Outlay	11.5	(11.5)	11.5
8600 Debt Service	0.0	0.0	0.0
9000 Cost Allocation	0.0	0.0	0.0
9100 Transfers	0.0	0.0	0.0
Non-Appropriated Total:	993.3	(316.6)	316.6

Fund Total:	993.3	(316.6)	316.6
--------------------	-------	---------	-------

Fund: DT3701-N Local Agency Deposits Fund

Non-Appropriated

6000 Personal Services	0.0	0.0	0.0
6100 Employee Related Expenses	0.0	0.0	0.0
6200 Professional and Outside Services	0.0	0.0	0.0
6500 Travel In-State	0.0	0.0	0.0
6600 Travel Out of State	0.0	0.0	0.0

Program Budget Unit Summary of Expenditures and Budget Request for Selected Funds

Agency: Department of Transportation

FY 2021 Actual	FY 2022 Expd. Plan	FY 2023 Fund. Issue	FY 2023 Total Request
-------------------	-----------------------	------------------------	--------------------------

Program: Construction

Fund: DT3701-N Local Agency Deposits Fund

Non-Appropriated

6700 Food	0.0	0.0	0.0	0.0
6800 Aid to Organizations and Individuals	0.0	0.0	0.0	0.0
7000 Other Operating Expenses	0.0	0.0	0.0	0.0
8000 Equipment	0.0	0.0	0.0	0.0
8100 Capital Outlay	88,843.3	0.0	0.0	0.0
8600 Debt Service	0.0	0.0	0.0	0.0
9000 Cost Allocation	0.0	0.0	0.0	0.0
9100 Transfers	0.0	0.0	0.0	0.0

Non-Appropriated Total:	88,843.3	0.0	0.0	0.0
--------------------------------	----------	-----	-----	-----

Fund Total:	88,843.3	0.0	0.0	0.0
--------------------	----------	-----	-----	-----

Fund: DT3737-N Rental Tax and Bond Deposit Fund

Non-Appropriated

6000 Personal Services	0.0	0.0	0.0	0.0
6100 Employee Related Expenses	0.0	0.0	0.0	0.0
6200 Professional and Outside Services	0.0	0.0	0.0	0.0
6500 Travel In-State	0.0	0.0	0.0	0.0
6600 Travel Out of State	0.0	0.0	0.0	0.0
6700 Food	0.0	0.0	0.0	0.0
6800 Aid to Organizations and Individuals	0.0	0.0	0.0	0.0
7000 Other Operating Expenses	0.3	0.0	0.0	0.0
8000 Equipment	0.0	0.0	0.0	0.0
8100 Capital Outlay	0.0	0.0	0.0	0.0
8600 Debt Service	0.0	0.0	0.0	0.0
9000 Cost Allocation	0.0	0.0	0.0	0.0
9100 Transfers	0.0	0.0	0.0	0.0

Non-Appropriated Total:	0.3	0.0	0.0	0.0
--------------------------------	-----	-----	-----	-----

Fund Total:	0.3	0.0	0.0	0.0
--------------------	-----	-----	-----	-----

Program Budget Unit Summary of Expenditures and Budget Request for Selected Funds

Agency: Department of Transportation

FY 2021 Actual	FY 2022 Expd. Plan	FY 2023 Fund. Issue	FY 2023 Total Request
-------------------	-----------------------	------------------------	--------------------------

Program: Construction

Fund: DT5004-N State Highway Fund Bonds Debt Service Fund

Non-Appropriated

6000 Personal Services	0.0	0.0	0.0	0.0
6100 Employee Related Expenses	0.0	0.0	0.0	0.0
6200 Professional and Outside Services	0.0	0.0	0.0	0.0
6500 Travel In-State	0.0	0.0	0.0	0.0
6600 Travel Out of State	0.0	0.0	0.0	0.0
6700 Food	0.0	0.0	0.0	0.0
6800 Aid to Organizations and Individuals	0.0	0.0	0.0	0.0
7000 Other Operating Expenses	0.0	0.0	0.0	0.0
8000 Equipment	0.0	0.0	0.0	0.0
8100 Capital Outlay	(49.6)	0.0	0.0	0.0
8600 Debt Service	0.0	0.0	0.0	0.0
9000 Cost Allocation	0.0	0.0	0.0	0.0
9100 Transfers	0.0	0.0	0.0	0.0

Non-Appropriated Total:	(49.6)	0.0	0.0	0.0
--------------------------------	--------	-----	-----	-----

Fund Total:	(49.6)	0.0	0.0	0.0
--------------------	--------	-----	-----	-----

Program Total For Selected Funds:	873,289.9	55,923.4	616.6	56,540.0
--	-----------	----------	-------	----------

Program Expenditure Schedule

Agency:	Department of Transportation
Program:	Construction

	FY 2021 Actual	FY 2022 Expd. Plan
FTE	821.0	0.0
Expenditure Category Total	821.0	0.0
Appropriated		
DT2030-A State Highway Fund (Appropriated)	821.0	0.0
Fund Source Total	821.0	0.0
Personal Services	32,089.7	32,491.5
Boards and Commissions	0.0	0.0
Expenditure Category Total	32,089.7	32,491.5
Appropriated		
DT2030-A State Highway Fund (Appropriated)	32,028.2	32,522.8
Fund Source Total	32,028.2	32,522.8
Non-Appropriated		
DT2980-N Governor's Emergency Education Relief Fund (Non-Appro	61.5	(31.3)
Fund Source Total	61.5	(31.3)
Employee Related Expenses	12,266.5	13,238.5
Expenditure Category Total	12,266.5	13,238.5
Appropriated		
DT2030-A State Highway Fund (Appropriated)	12,244.7	13,246.4
Fund Source Total	12,244.7	13,246.4
Non-Appropriated		
DT2980-N Governor's Emergency Education Relief Fund (Non-Appro	21.8	(7.9)
Fund Source Total	21.8	(7.9)
Professional and Outside Services		1,103.0
External Prof/Outside Serv Budg And Appn	0.0	
External Investment Services	0.0	
Other External Financial Services	0.0	
Attorney General Legal Services	0.0	
External Legal Services	0.4	
External Engineer/Architect Cost - Exp	1,423.2	
External Engineer/Architect Cost- Cap	0.7	
Other Design	2.8	
Temporary Agency Services	176.2	
Hospital Services	0.0	
Other Medical Services	0.4	
Institutional Care	0.0	
Education And Training	46.4	
Vendor Travel	0.0	
Professional & Outside Services Excluded from Cost Alloca	0.0	
Vendor Travel - Non Reportable	0.0	
External Telecom Consulting Services	192.0	
Costs related to those in custody of the State	0.0	
Non - Confidential Specialist Fees	0.0	
Confidential Specialist Fees	0.0	
Outside Actuarial Costs	0.0	

Program Expenditure Schedule

Agency:	Department of Transportation
Program:	Construction

	FY 2021 Actual	FY 2022 Expd. Plan
Other Professional And Outside Services	634.3	
Expenditure Category Total	2,476.5	1,103.0
Appropriated		
DT2030-A State Highway Fund (Appropriated)	1,578.0	1,368.9
	1,578.0	1,368.9
Non-Appropriated		
DT2980-N Governor's Emergency Education Relief Fund (Non-Appro	898.5	(265.9)
	898.5	(265.9)
Fund Source Total	2,476.5	1,103.0
<hr/>		
Travel In-State	111.6	175.4
Expenditure Category Total	111.6	175.4
Appropriated		
DT2030-A State Highway Fund (Appropriated)	111.6	175.4
	111.6	175.4
Fund Source Total	111.6	175.4
<hr/>		
Travel Out of State	0.6	46.0
Expenditure Category Total	0.6	46.0
Appropriated		
DT2030-A State Highway Fund (Appropriated)	0.6	46.0
	0.6	46.0
Fund Source Total	0.6	46.0
<hr/>		
Food	0.1	0.0
Expenditure Category Total	0.1	0.0
Appropriated		
DT2030-A State Highway Fund (Appropriated)	0.1	0.0
	0.1	0.0
Fund Source Total	0.1	0.0
<hr/>		
Aid to Organizations and Individuals	0.3	0.0
Expenditure Category Total	0.3	0.0
Appropriated		
DT2030-A State Highway Fund (Appropriated)	0.3	0.0
	0.3	0.0
Fund Source Total	0.3	0.0
<hr/>		
Other Operating Expenses		8,130.5
Other Operating Expenditures Budg Approp	0.0	
Other Operating Expenditures Excluded from Cost Allocati	0.0	
Risk Management Charges To State Agency	0.0	
Risk Management Deductible - Indemnity	0.0	
Risk Management Deductible - Legal	0.0	
Risk Management Deductible - Medical	0.0	
Risk Management Deductible - Other	0.0	
Gen Liab- Non Physical-Taxable- Self Ins	0.0	
Gross Proceeds Payments To Attorneys	0.0	
General Liability- Non-Taxable- Self Ins	0.0	
Medical Malpractice - Self-Insured	0.0	

Program Expenditure Schedule

Agency:	Department of Transportation
Program:	Construction

	FY 2021 Actual	FY 2022 Expd. Plan
Automobile Liability - Self Insured	0.0	
General Property Damage - Self- Insured	0.0	
Automobile Physical Damage-Self Insured	0.0	
Liability Insurance Premiums	0.0	
Property Insurance Premiums	0.0	
Workers Compensation Benefit Payments	0.0	
Self Insurance - Administrative Fees	0.0	
Self Insurance - Premiums	0.0	
Self Insurance - Claim Payments	0.0	
Self Insurance - Pharmacy Claims	0.0	
Premium Tax On Altcs	0.0	
Other Insurance-Related Charges	0.0	
Internal Service Data Processing	0.0	
Internal Service Data Proc- Pc/Lan	0.0	
External Programming-Mainframe/Legacy	0.0	
External Programming- Pc/Lan/Serv/Web	0.0	
External Data Entry	0.0	
Othr External Data Proc-Mainframe/Legacy	0.0	
Othr External Data Proc-Pc/Lan/Serv/Web	0.0	
Pmt for AFIS Development & Usage	0.0	
Internal Service Telecommunications	0.0	
External Telecom Long Distance-In-State	396.5	
External Telecom Long Distance-Out-State	0.0	
Other External Telecommunication Service	0.0	
Electricity	4,790.3	
Sanitation Waste Disposal	68.8	
Water	171.3	
Gas And Fuel Oil For Buildings	120.3	
Other Utilities	0.0	
Building Rent Charges To State Agencies	0.0	
Priv Lease To Own Bld Rent Chrgs To Agy	0.0	
Cert Of Part Bld Rent Chrgs To Agy	0.0	
Rental Of Land And Buildings	0.6	
Rental Of Computer Equipment	0.0	
Rental Of Other Machinery And Equipment	707.0	
Miscellaneous Rent	31.8	
Interest On Overdue Payments	0.0	
All Other Interest Payments	0.0	
Internal Acct/Budg/Financial Svcs	0.0	
Other Internal Services	0.0	
Repair And Maintenance - Buildings	271.8	
Repair And Maintenance - Vehicles	29.7	
Repair And Maint - Mainframe And Legacy	2.0	
Repair And Maint-Pc/Lan/Serv/Web	0.0	
Repair And Maintenance - Other Equipment	150.6	
Other Repair And Maintenance	42.0	
Software Support And Maintenance	152.0	
Uniforms	77.0	
Inmate Clothing	0.0	
Security Supplies	0.0	
Office Supplies	107.4	

Program Expenditure Schedule

Agency:	Department of Transportation
Program:	Construction

	FY 2021 Actual	FY 2022 Expd. Plan
Computer Supplies	29.1	
Housekeeping Supplies	15.2	
Bedding And Bath Supplies	0.0	
Drugs And Medicine Supplies	0.0	
Medical Supplies	4.6	
Dental Supplies	0.0	
Automotive And Transportation Fuels	529.0	
Automotive Lubricants And Supplies	1.6	
Rpr And Maint Supplies-Not Auto Or Build	0.9	
Repair And Maintenance Supplies-Building	1.7	
Other Operating Supplies	193.6	
Publications	0.0	
Aggregate Withheld Or Paid Commissions	0.0	
Lottery Prizes	0.0	
Lottery Distribution Costs	0.0	
Material for Further Processing	0.0	
Other Resale Supplies	0.0	
Loss On Sales Of Capital Assets	0.0	
Loss on Sales of Investments	0.0	
Employee Tuition Reimbursement-Graduate	0.0	
Employee Tuition Reimb Under-Grad/Other	0.2	
Conference Registration-Attendance Fees	1.1	
Other Education And Training Costs	41.4	
Advertising	14.5	
Sponsorships	0.0	
Internal Printing	0.0	
External Printing	13.8	
Photography	0.0	
Postage And Delivery	8.7	
Document shredding and Destruction Services	1.7	
Translation and Sign Language Services	0.0	
Distribution To State Universities	0.0	
Other Intrastate Distributions	0.0	
Awards	3.0	
Entertainment And Promotional Items	0.0	
Dues	9.1	
Books- Subscriptions And Publications	4.4	
Costs For Digital Image Or Microfilm	102.2	
Revolving Fund Advances	0.0	
Credit Card Fees Over Approved Limit	0.0	
Relief Bill Expenditures	0.0	
Surplus Property Distr To State Agencies	0.0	
Security Services	0.0	
Judgments - Damages	0.0	
ICA Payments to Claimants Confidential	0.0	
Jdgmnt-Confidential Restitution To Indiv	0.0	
Judgments - Non-Confidential Restitution	0.0	
Judgments - Punitive And Compensatory	0.0	
Pmts Made to Resolve/Disputes/Avoid Costs of Litigation	0.0	
Pmts For Contracted State Inmate Labor	0.0	
Payments To State Inmates	0.0	

Program Expenditure Schedule

Agency:	Department of Transportation
Program:	Construction

	FY 2021 Actual	FY 2022 Expd. Plan
Bad Debt Expense	0.0	
Interview Expense	0.0	
Employee Relocations-Nontaxable	0.0	
Employee Relocations-Taxable	0.0	
Non-Confidential Invest/Legal/Law Enf	0.0	
Conf/Sensitive Invest/Legal/Undercover	0.0	
Fingerprinting, Background Checks, Etc.	0.0	
Other Miscellaneous Operating	24.1	
Expenditure Category Total	8,119.4	8,130.5
Appropriated		
DT2030-A State Highway Fund (Appropriated)	8,119.1	8,080.5
	8,119.1	8,080.5
Non-Appropriated		
DT2030-N State Highway Fund (Non-Appropriated)	0.0	50.0
DT3737-N Rental Tax and Bond Deposit Fund (Non-Appropriated)	0.3	0.0
	0.3	50.0
Fund Source Total	8,119.4	8,130.5
Current Year Expenditures		510.0
Capital Equipment Budget And Approp	0.0	
Vehicles Capital Purchase	0.0	
Vehicles Capital Leases	0.0	
Furniture Capital Purchase	0.0	
Depreciable Works Of Art & Hist Treas/Coll Capital Purcha	0.0	
Non Depr Works Of Art & Hist Treas/Coll Cap Purchase	0.0	
Furniture Capital Leases	0.0	
Computer Equipment Capital Purchase	0.0	
Computer Equipment Capital Lease	0.0	
Telecommunication Equip-Capital Purchase	0.0	
Telecommunication Equip-Capital Lease	0.0	
Other Equipment Capital Purchase	198.3	
Other Equipment Capital Leases	8.1	
Purchased Or Licensed Software-Website	43.2	
Internally Generated Software-Website	0.0	
Development in Progress	0.0	
Right-Of-Way/Easement/Extraction Rights	0.0	
Oth Int Assets purchased, licensed or internally generate	0.0	
Other intangible assets acquired by capital lease	0.0	
Other Capital Asset Purchases	0.0	
Leasehold Improvement-Capital Purchase	0.0	
Other Capital Asset Leases	0.0	
Non-Capital Equip Budget And Approp	0.0	
Vehicles Non-Capital Purchase	0.0	
Vehicles Non-Capital Leases	0.0	
Furniture Non-Capital Purchase	2.9	
Works Of Art And Hist Treas-Non Capital	0.0	
Furniture Non-Capital Leases	0.0	
Computer Equipment Non-Capital Purchase	27.3	
Computer Equipment Non-Capital Lease	0.2	
Telecomm Equip Non-Capital Purchase	16.2	
Telecomm Equip Non-Capital Leases	0.0	

Program Expenditure Schedule

Agency:	Department of Transportation
Program:	Construction

	FY 2021 Actual	FY 2022 Expd. Plan
Other Equipment Non-Capital Purchase	29.4	
Weapons Non-Capital Purchase	0.0	
Other Equipment Non-Capital Lease	7.2	
Purchased Or Licensed Software/Website	204.7	
Internally Generated Software/Website	0.0	
LICENSES AND PERMITS	0.0	
Right-Of-Way/Easement/Extraction Exp	3.8	
Other Intangible Assets - Purchased, Licensed or Internall	0.0	
Noncapital Software/Web By Capital Lease	0.0	
Other Intangible Assets Acquired by Capital Lease	0.0	
Other Long Lived Tangible Assets to be Expenses	0.0	
Non-Capital Equipment Excluded from Cost Allocation	0.0	
Expenditure Category Total	541.1	510.0
Appropriated		
DT2030-A State Highway Fund (Appropriated)	541.1	510.0
Fund Source Total	541.1	510.0
Capital Outlay	817,444.2	(11.5)
Expenditure Category Total	817,444.2	(11.5)
Appropriated		
AA1000-A General Fund (Appropriated)	1,203.8	0.0
DT2030-A State Highway Fund (Appropriated)	284.6	0.0
	1,488.4	0.0
Non-Appropriated		
DT2029-N Regional Area Road Fund - Maricopa County (Non-Approp	300,963.5	0.0
DT2030-N State Highway Fund (Non-Appropriated)	418,822.7	0.0
DT2463-N Grant Anticipation Notes Fund (Non-Appropriated)	7,364.4	0.0
DT2980-N Governor's Emergency Education Relief Fund (Non-Appro	11.5	(11.5)
DT3701-N Local Agency Deposits Fund (Non-Appropriated)	88,843.2	0.0
DT5004-N State Highway Fund Bonds Debt Service Fund (Non-Appro	(49.6)	0.0
	815,955.8	(11.5)
Fund Source Total	817,444.2	(11.5)
Debt Service	0.0	0.0
Expenditure Category Total	0.0	0.0
Cost Allocation	0.0	0.0
Expenditure Category Total	0.0	0.0
Transfers	240.0	240.0
Expenditure Category Total	240.0	240.0
Appropriated		
DT2030-A State Highway Fund (Appropriated)	240.0	240.0
Fund Source Total	240.0	240.0

Employee Retirement Coverage			
Retirement System	FTE	Personal Services	Fund#

Program Expenditure Schedule

Agency:	Department of Transportation
Program:	Construction

		FY 2021 Actual	FY 2022 Expd. Plan
Non-Participating	33.0	1,870.8	DT2030-A
Arizona State Retirement System	783.0	30,620.7	DT2030-A

Combined Regular & Elected Positions At/Above
FICA Maximum of \$142,800

Total FTE	Personal Services	FTE's not eligible for Health, Dental & Life
0.0	0.0	0.0

Program Budget Unit Summary of Expenditures and Budget Request for All Funds

Agency:	Department of Transportation
Program:	Intermodal Transportation Planning

Expenditure Categories		FY 2021	FY 2022	FY 2023	FY 2023
		Actual	Expd. Plan	Fund. Issue	Total Request
0000	FTE	79.0	0.0	0.0	0.0
6000	Personal Services	1,659.5	1,938.8	0.0	1,938.8
6100	Employee Related Expenses	642.5	731.5	0.0	731.5
6200	Professional and Outside Services	20.5	258.3	0.0	258.3
6500	Travel In-State	5.7	1.8	0.0	1.8
6600	Travel Out of State	0.0	0.3	0.0	0.3
6700	Food	0.0	0.0	0.0	0.0
6800	Aid to Organizations and Individuals	0.0	2.8	0.0	2.8
7000	Other Operating Expenses	155.4	165.4	0.0	165.4
8000	Equipment	21.0	0.8	0.0	0.8
8100	Capital Outlay	44,338.3	1,000.0	0.0	1,000.0
8600	Debt Service	0.0	0.0	0.0	0.0
9000	Cost Allocation	0.0	0.0	0.0	0.0
9100	Transfers	10.0	0.0	0.0	0.0
Expenditure Categories Total:		46,852.9	4,099.7	0.0	4,099.7
Fund Source					
Appropriated Funds					
DT2005-A	State Aviation Fund (Appropriated)	494.1	543.6	0.0	543.6
DT2030-A	State Highway Fund (Appropriated)	1,974.5	2,305.1	0.0	2,305.1
DT2226-A	Air Quality Fund (Appropriated)	45.9	251.0	0.0	251.0
		2,514.6	3,099.7	0.0	3,099.7
Non-Appropriated Funds					
DT2029-N	Regional Area Road Fund - Maricopa County (Non	53.0	0.0	0.0	0.0
DT2030-N	State Highway Fund (Non-Appropriated)	12,732.6	0.0	0.0	0.0
DT2097-N	ADOT Federal Programs Fund (Non-Appropriated)	30,839.2	0.0	0.0	0.0
DT2244-N	Economic Strength Project Fund (Non-Appropriate	711.6	1,000.0	0.0	1,000.0
DT2463-N	Grant Anticipation Notes Fund (Non-Appropriated)	2.0	0.0	0.0	0.0
		44,338.3	1,000.0	0.0	1,000.0
Fund Source Total:		46,852.9	4,099.7	0.0	4,099.7

Program Budget Unit Summary of Expenditures and Budget Request for Selected Funds

Agency: Department of Transportation

FY 2021 Actual	FY 2022 Expd. Plan	FY 2023 Fund. Issue	FY 2023 Total Request
-------------------	-----------------------	------------------------	--------------------------

Program: Intermodal Transportation Planning

Fund: DT2005-A State Aviation Fund

Appropriated

0000	FTE	5.0	0.0	0.0	0.0
6000	Personal Services	361.0	364.1	0.0	364.1
6100	Employee Related Expenses	128.2	153.5	0.0	153.5
6200	Professional and Outside Services	0.0	0.0	0.0	0.0
6500	Travel In-State	0.0	0.0	0.0	0.0
6600	Travel Out of State	0.0	0.0	0.0	0.0
6700	Food	0.0	0.0	0.0	0.0
6800	Aid to Organizations and Individuals	0.0	0.0	0.0	0.0
7000	Other Operating Expenses	4.8	26.0	0.0	26.0
8000	Equipment	0.0	0.0	0.0	0.0
8100	Capital Outlay	0.0	0.0	0.0	0.0
8600	Debt Service	0.0	0.0	0.0	0.0
9000	Cost Allocation	0.0	0.0	0.0	0.0
9100	Transfers	0.0	0.0	0.0	0.0

Appropriated Total:		494.1	543.6	0.0	543.6
----------------------------	--	-------	-------	-----	-------

Fund Total:		494.1	543.6	0.0	543.6
--------------------	--	-------	-------	-----	-------

Fund: DT2029-N Regional Area Road Fund - Maricopa County

Non-Appropriated

6000	Personal Services	0.0	0.0	0.0	0.0
6100	Employee Related Expenses	0.0	0.0	0.0	0.0
6200	Professional and Outside Services	0.0	0.0	0.0	0.0
6500	Travel In-State	0.0	0.0	0.0	0.0
6600	Travel Out of State	0.0	0.0	0.0	0.0
6700	Food	0.0	0.0	0.0	0.0
6800	Aid to Organizations and Individuals	0.0	0.0	0.0	0.0
7000	Other Operating Expenses	0.0	0.0	0.0	0.0
8000	Equipment	0.0	0.0	0.0	0.0
8100	Capital Outlay	53.0	0.0	0.0	0.0

Program Budget Unit Summary of Expenditures and Budget Request for Selected Funds

Agency: Department of Transportation

FY 2021 Actual	FY 2022 Expd. Plan	FY 2023 Fund. Issue	FY 2023 Total Request
-------------------	-----------------------	------------------------	--------------------------

Program: Intermodal Transportation Planning

Fund: DT2029-N Regional Area Road Fund - Maricopa County

Non-Appropriated

8600 Debt Service	0.0	0.0	0.0	0.0
9000 Cost Allocation	0.0	0.0	0.0	0.0
9100 Transfers	0.0	0.0	0.0	0.0

Non-Appropriated Total:	53.0	0.0	0.0	0.0
--------------------------------	------	-----	-----	-----

Fund Total:	53.0	0.0	0.0	0.0
--------------------	------	-----	-----	-----

Fund: DT2030-A State Highway Fund

Appropriated

0000 FTE	64.0	0.0	0.0	0.0
6000 Personal Services	1,281.6	1,544.7	0.0	1,544.7
6100 Employee Related Expenses	507.0	565.2	0.0	565.2
6200 Professional and Outside Services	0.0	54.2	0.0	54.2
6500 Travel In-State	5.7	1.8	0.0	1.8
6600 Travel Out of State	0.0	0.0	0.0	0.0
6700 Food	0.0	0.0	0.0	0.0
6800 Aid to Organizations and Individuals	0.0	0.0	0.0	0.0
7000 Other Operating Expenses	149.2	138.5	0.0	138.5
8000 Equipment	21.0	0.7	0.0	0.7
8100 Capital Outlay	0.0	0.0	0.0	0.0
8600 Debt Service	0.0	0.0	0.0	0.0
9000 Cost Allocation	0.0	0.0	0.0	0.0
9100 Transfers	10.0	0.0	0.0	0.0

Appropriated Total:	1,974.5	2,305.1	0.0	2,305.1
----------------------------	---------	---------	-----	---------

Fund Total:	1,974.5	2,305.1	0.0	2,305.1
--------------------	---------	---------	-----	---------

Fund: DT2030-N State Highway Fund

Non-Appropriated

6000 Personal Services	0.0	0.0	0.0	0.0
6100 Employee Related Expenses	0.0	0.0	0.0	0.0

Program Budget Unit Summary of Expenditures and Budget Request for Selected Funds

Agency: Department of Transportation

FY 2021 Actual	FY 2022 Expd. Plan	FY 2023 Fund. Issue	FY 2023 Total Request
-------------------	-----------------------	------------------------	--------------------------

Program: Intermodal Transportation Planning

Fund: DT2030-N State Highway Fund

Non-Appropriated

6200 Professional and Outside Services	0.0	0.0	0.0	0.0
6500 Travel In-State	0.0	0.0	0.0	0.0
6600 Travel Out of State	0.0	0.0	0.0	0.0
6700 Food	0.0	0.0	0.0	0.0
6800 Aid to Organizations and Individuals	0.0	0.0	0.0	0.0
7000 Other Operating Expenses	0.0	0.0	0.0	0.0
8000 Equipment	0.0	0.0	0.0	0.0
8100 Capital Outlay	12,732.6	0.0	0.0	0.0
8600 Debt Service	0.0	0.0	0.0	0.0
9000 Cost Allocation	0.0	0.0	0.0	0.0
9100 Transfers	0.0	0.0	0.0	0.0

Non-Appropriated Total:	12,732.6	0.0	0.0	0.0
--------------------------------	----------	-----	-----	-----

Fund Total:	12,732.6	0.0	0.0	0.0
--------------------	----------	-----	-----	-----

Fund: DT2097-N ADOT Federal Programs Fund

Non-Appropriated

0000 FTE	10.0	0.0	0.0	0.0
6000 Personal Services	0.0	0.0	0.0	0.0
6100 Employee Related Expenses	0.0	0.0	0.0	0.0
6200 Professional and Outside Services	0.0	0.0	0.0	0.0
6500 Travel In-State	0.0	0.0	0.0	0.0
6600 Travel Out of State	0.0	0.0	0.0	0.0
6700 Food	0.0	0.0	0.0	0.0
6800 Aid to Organizations and Individuals	0.0	0.0	0.0	0.0
7000 Other Operating Expenses	0.0	0.0	0.0	0.0
8000 Equipment	0.0	0.0	0.0	0.0
8100 Capital Outlay	30,839.2	0.0	0.0	0.0
8600 Debt Service	0.0	0.0	0.0	0.0
9000 Cost Allocation	0.0	0.0	0.0	0.0
9100 Transfers	0.0	0.0	0.0	0.0

Program Budget Unit Summary of Expenditures and Budget Request for Selected Funds

Agency: Department of Transportation

FY 2021 Actual	FY 2022 Expd. Plan	FY 2023 Fund. Issue	FY 2023 Total Request
-------------------	-----------------------	------------------------	--------------------------

Program: Intermodal Transportation Planning

Fund: DT2097-N ADOT Federal Programs Fund

Non-Appropriated

Non-Appropriated Total:	30,839.2	0.0	0.0
--------------------------------	----------	-----	-----

Fund Total:	30,839.2	0.0	0.0
--------------------	----------	-----	-----

Fund: DT2226-A Air Quality Fund

Appropriated

6000 Personal Services	16.8	30.0	0.0
6100 Employee Related Expenses	7.3	12.8	0.0
6200 Professional and Outside Services	20.5	204.1	0.0
6500 Travel In-State	0.0	0.0	0.0
6600 Travel Out of State	0.0	0.3	0.0
6700 Food	0.0	0.0	0.0
6800 Aid to Organizations and Individuals	0.0	2.8	0.0
7000 Other Operating Expenses	1.3	0.9	0.0
8000 Equipment	0.0	0.1	0.0
8100 Capital Outlay	0.0	0.0	0.0
8600 Debt Service	0.0	0.0	0.0
9000 Cost Allocation	0.0	0.0	0.0
9100 Transfers	0.0	0.0	0.0
Appropriated Total:	45.9	251.0	0.0

Fund Total:	45.9	251.0	0.0
--------------------	------	-------	-----

Fund: DT2244-N Economic Strength Project Fund

Non-Appropriated

6000 Personal Services	0.0	0.0	0.0
6100 Employee Related Expenses	0.0	0.0	0.0
6200 Professional and Outside Services	0.0	0.0	0.0
6500 Travel In-State	0.0	0.0	0.0
6600 Travel Out of State	0.0	0.0	0.0

Program Budget Unit Summary of Expenditures and Budget Request for Selected Funds

Agency: Department of Transportation

FY 2021 Actual	FY 2022 Expd. Plan	FY 2023 Fund. Issue	FY 2023 Total Request
-------------------	-----------------------	------------------------	--------------------------

Program: Intermodal Transportation Planning

Fund: DT2244-N Economic Strength Project Fund

Non-Appropriated

6700 Food	0.0	0.0	0.0	0.0
6800 Aid to Organizations and Individuals	0.0	0.0	0.0	0.0
7000 Other Operating Expenses	0.0	0.0	0.0	0.0
8000 Equipment	0.0	0.0	0.0	0.0
8100 Capital Outlay	711.6	1,000.0	0.0	1,000.0
8600 Debt Service	0.0	0.0	0.0	0.0
9000 Cost Allocation	0.0	0.0	0.0	0.0
9100 Transfers	0.0	0.0	0.0	0.0

Non-Appropriated Total:	711.6	1,000.0	0.0	1,000.0
--------------------------------	-------	---------	-----	---------

Fund Total:	711.6	1,000.0	0.0	1,000.0
--------------------	-------	---------	-----	---------

Fund: DT2463-N Grant Anticipation Notes Fund

Non-Appropriated

6000 Personal Services	0.0	0.0	0.0	0.0
6100 Employee Related Expenses	0.0	0.0	0.0	0.0
6200 Professional and Outside Services	0.0	0.0	0.0	0.0
6500 Travel In-State	0.0	0.0	0.0	0.0
6600 Travel Out of State	0.0	0.0	0.0	0.0
6700 Food	0.0	0.0	0.0	0.0
6800 Aid to Organizations and Individuals	0.0	0.0	0.0	0.0
7000 Other Operating Expenses	0.0	0.0	0.0	0.0
8000 Equipment	0.0	0.0	0.0	0.0
8100 Capital Outlay	2.0	0.0	0.0	0.0
8600 Debt Service	0.0	0.0	0.0	0.0
9000 Cost Allocation	0.0	0.0	0.0	0.0
9100 Transfers	0.0	0.0	0.0	0.0

Non-Appropriated Total:	2.0	0.0	0.0	0.0
--------------------------------	-----	-----	-----	-----

Fund Total:	2.0	0.0	0.0	0.0
--------------------	-----	-----	-----	-----

Program Budget Unit Summary of Expenditures and Budget Request for Selected Funds

Agency: Department of Transportation				
	FY 2021 Actual	FY 2022 Expd. Plan	FY 2023 Fund. Issue	FY 2023 Total Request
Program: Intermodal Transportation Planning				
Program Total For Selected Funds:	46,852.9	4,099.7	0.0	4,099.7

Program Expenditure Schedule

Agency:	Department of Transportation
Program:	Intermodal Transportation Planning

	FY 2021 Actual	FY 2022 Expd. Plan
FTE	79.0	0.0
Expenditure Category Total	79.0	0.0
Appropriated		
DT2005-A State Aviation Fund (Appropriated)	5.0	0.0
DT2030-A State Highway Fund (Appropriated)	64.0	0.0
	69.0	0.0
Non-Appropriated		
DT2097-N ADOT Federal Programs Fund (Non-Appropriated)	10.0	0.0
	10.0	0.0
Fund Source Total	79.0	0.0
Personal Services	1,659.5	1,938.8
Boards and Commissions	0.0	0.0
Expenditure Category Total	1,659.5	1,938.8
Appropriated		
DT2005-A State Aviation Fund (Appropriated)	361.0	364.1
DT2030-A State Highway Fund (Appropriated)	1,281.6	1,544.7
DT2226-A Air Quality Fund (Appropriated)	16.8	30.0
	1,659.5	1,938.8
Fund Source Total	1,659.5	1,938.8
Employee Related Expenses	642.5	731.5
Expenditure Category Total	642.5	731.5
Appropriated		
DT2005-A State Aviation Fund (Appropriated)	128.2	153.5
DT2030-A State Highway Fund (Appropriated)	507.0	565.2
DT2226-A Air Quality Fund (Appropriated)	7.3	12.8
	642.5	731.5
Fund Source Total	642.5	731.5
Professional and Outside Services		258.3
External Prof/Outside Serv Budg And Appn	0.0	
External Investment Services	0.0	
Other External Financial Services	0.0	
Attorney General Legal Services	0.0	
External Legal Services	0.0	
External Engineer/Architect Cost - Exp	0.0	
External Engineer/Architect Cost- Cap	0.0	
Other Design	0.0	
Temporary Agency Services	0.0	
Hospital Services	0.0	
Other Medical Services	0.0	
Institutional Care	0.0	
Education And Training	0.0	
Vendor Travel	0.0	
Professional & Outside Services Excluded from Cost Alloca	0.0	
Vendor Travel - Non Reportable	0.0	
External Telecom Consulting Services	0.0	
Costs related to those in custody of the State	0.0	
Non - Confidential Specialist Fees	0.0	

Program Expenditure Schedule

Agency:	Department of Transportation
Program:	Intermodal Transportation Planning

	FY 2021 Actual	FY 2022 Expd. Plan
Confidential Specialist Fees	0.0	
Outside Actuarial Costs	0.0	
Other Professional And Outside Services	20.5	
Expenditure Category Total	20.5	258.3
Appropriated		
DT2030-A State Highway Fund (Appropriated)	0.0	54.2
DT2226-A Air Quality Fund (Appropriated)	20.5	204.1
	20.5	258.3
Fund Source Total	20.5	258.3
Travel In-State	5.7	1.8
Expenditure Category Total	5.7	1.8
Appropriated		
DT2005-A State Aviation Fund (Appropriated)	0.0	0.0
DT2030-A State Highway Fund (Appropriated)	5.7	1.8
	5.7	1.8
Fund Source Total	5.7	1.8
Travel Out of State	0.0	0.3
Expenditure Category Total	0.0	0.3
Appropriated		
DT2226-A Air Quality Fund (Appropriated)	0.0	0.3
	0.0	0.3
Fund Source Total	0.0	0.3
Food	0.0	0.0
Expenditure Category Total	0.0	0.0
Aid to Organizations and Individuals	0.0	2.8
Expenditure Category Total	0.0	2.8
Appropriated		
DT2226-A Air Quality Fund (Appropriated)	0.0	2.8
	0.0	2.8
Fund Source Total	0.0	2.8
Other Operating Expenses		165.4
Other Operating Expenditures Budg Approp	0.0	
Other Operating Expenditures Excluded from Cost Allocati	0.0	
Risk Management Charges To State Agency	0.0	
Risk Management Deductible - Indemnity	0.0	
Risk Management Deductible - Legal	0.0	
Risk Management Deductible - Medical	0.0	
Risk Management Deductible - Other	0.0	
Gen Liab- Non Physical-Taxable- Self Ins	0.0	
Gross Proceeds Payments To Attorneys	0.0	
General Liability- Non-Taxable- Self Ins	0.0	
Medical Malpractice - Self-Insured	0.0	
Automobile Liability - Self Insured	0.0	
General Property Damage - Self- Insured	0.0	
Automobile Physical Damage-Self Insured	0.0	

Program Expenditure Schedule

Agency:	Department of Transportation
Program:	Intermodal Transportation Planning

	FY 2021 Actual	FY 2022 Expd. Plan
Liability Insurance Premiums	0.0	
Property Insurance Premiums	0.0	
Workers Compensation Benefit Payments	0.0	
Self Insurance - Administrative Fees	0.0	
Self Insurance - Premiums	0.0	
Self Insurance - Claim Payments	0.0	
Self Insurance - Pharmacy Claims	0.0	
Premium Tax On Altcs	0.0	
Other Insurance-Related Charges	0.0	
Internal Service Data Processing	0.0	
Internal Service Data Proc- Pc/Lan	0.0	
External Programming-Mainframe/Legacy	0.0	
External Programming- Pc/Lan/Serv/Web	0.0	
External Data Entry	0.0	
Othr External Data Proc-Mainframe/Legacy	0.0	
Othr External Data Proc-Pc/Lan/Serv/Web	0.0	
Pmt for AFIS Development & Usage	0.0	
Internal Service Telecommunications	0.0	
External Telecom Long Distance-In-State	77.3	
External Telecom Long Distance-Out-State	0.0	
Other External Telecommunication Service	0.0	
Electricity	0.0	
Sanitation Waste Disposal	0.2	
Water	0.4	
Gas And Fuel Oil For Buildings	0.0	
Other Utilities	0.0	
Building Rent Charges To State Agencies	0.0	
Priv Lease To Own Bld Rent Chrgs To Agy	0.0	
Cert Of Part Bld Rent Chrgs To Agy	0.0	
Rental Of Land And Buildings	0.0	
Rental Of Computer Equipment	0.0	
Rental Of Other Machinery And Equipment	33.1	
Miscellaneous Rent	4.4	
Interest On Overdue Payments	0.0	
All Other Interest Payments	0.0	
Internal Acct/Budg/Financial Svcs	0.0	
Other Internal Services	0.0	
Repair And Maintenance - Buildings	6.6	
Repair And Maintenance - Vehicles	1.2	
Repair And Maint - Mainframe And Legacy	0.0	
Repair And Maint-Pc/Lan/Serv/Web	0.0	
Repair And Maintenance - Other Equipment	0.9	
Other Repair And Maintenance	0.0	
Software Support And Maintenance	1.1	
Uniforms	1.4	
Inmate Clothing	0.0	
Security Supplies	0.0	
Office Supplies	0.8	
Computer Supplies	2.4	
Housekeeping Supplies	0.0	
Bedding And Bath Supplies	0.0	

Program Expenditure Schedule

Agency:	Department of Transportation
Program:	Intermodal Transportation Planning

	FY 2021 Actual	FY 2022 Expd. Plan
Drugs And Medicine Supplies	0.0	
Medical Supplies	0.0	
Dental Supplies	0.0	
Automotive And Transportation Fuels	21.0	
Automotive Lubricants And Supplies	0.0	
Rpr And Maint Supplies-Not Auto Or Build	(1.0)	
Repair And Maintenance Supplies-Building	0.0	
Other Operating Supplies	0.0	
Publications	0.0	
Aggregate Withheld Or Paid Commissions	0.0	
Lottery Prizes	0.0	
Lottery Distribution Costs	0.0	
Material for Further Processing	0.0	
Other Resale Supplies	0.0	
Loss On Sales Of Capital Assets	0.0	
Loss on Sales of Investments	0.0	
Employee Tuition Reimbursement-Graduate	0.0	
Employee Tuition Reimb Under-Grad/Other	0.0	
Conference Registration-Attendance Fees	1.6	
Other Education And Training Costs	0.1	
Advertising	0.0	
Sponsorships	0.0	
Internal Printing	0.0	
External Printing	0.6	
Photography	0.0	
Postage And Delivery	0.0	
Document shredding and Destruction Services	0.1	
Translation and Sign Language Services	0.0	
Distribution To State Universities	0.0	
Other Intrastate Distributions	0.0	
Awards	1.1	
Entertainment And Promotional Items	0.0	
Dues	0.0	
Books- Subscriptions And Publications	0.1	
Costs For Digital Image Or Microfilm	0.0	
Revolving Fund Advances	0.0	
Credit Card Fees Over Approved Limit	0.0	
Relief Bill Expenditures	0.0	
Surplus Property Distr To State Agencies	0.0	
Security Services	0.0	
Judgments - Damages	0.0	
ICA Payments to Claimants Confidential	0.0	
Jdgmnt-Confidential Restitution To Indiv	0.0	
Judgments - Non-Confidential Restitution	0.0	
Judgments - Punitive And Compensatory	0.0	
Pmts Made to Resolve/Disputes/Avoid Costs of Litigation	0.0	
Pmts For Contracted State Inmate Labor	0.0	
Payments To State Inmates	0.0	
Bad Debt Expense	0.0	
Interview Expense	0.0	
Employee Relocations-Nontaxable	0.0	

Program Expenditure Schedule

Agency:	Department of Transportation
Program:	Intermodal Transportation Planning

	FY 2021 Actual	FY 2022 Expd. Plan
Employee Relocations-Taxable	0.0	
Non-Confidential Invest/Legal/Law Enf	0.0	
Conf/Sensitive Invest/Legal/Undercover	0.0	
Fingerprinting, Background Checks, Etc.	0.0	
Other Miscellaneous Operating	2.1	
Expenditure Category Total	155.4	165.4
Appropriated		
DT2005-A State Aviation Fund (Appropriated)	4.8	26.0
DT2030-A State Highway Fund (Appropriated)	149.2	138.5
DT2226-A Air Quality Fund (Appropriated)	1.3	0.9
	155.4	165.4
Fund Source Total	155.4	165.4
Current Year Expenditures		0.8
Capital Equipment Budget And Approp	0.0	
Vehicles Capital Purchase	0.0	
Vehicles Capital Leases	0.0	
Furniture Capital Purchase	0.0	
Depreciable Works Of Art & Hist Treas/Coll Capital Purcha	0.0	
Non Depr Works Of Art & Hist Treas/Coll Cap Purchase	0.0	
Furniture Capital Leases	0.0	
Computer Equipment Capital Purchase	0.0	
Computer Equipment Capital Lease	0.0	
Telecommunication Equip-Capital Purchase	0.0	
Telecommunication Equip-Capital Lease	0.0	
Other Equipment Capital Purchase	0.0	
Other Equipment Capital Leases	0.0	
Purchased Or Licensed Software-Website	0.0	
Internally Generated Software-Website	0.0	
Development in Progress	0.0	
Right-Of-Way/Easement/Extraction Rights	0.0	
Oth Int Assets purchased, licensed or internally generate	0.0	
Other intangible assets acquired by capital lease	0.0	
Other Capital Asset Purchases	0.0	
Leasehold Improvement-Capital Purchase	0.0	
Other Capital Asset Leases	0.0	
Non-Capital Equip Budget And Approp	0.0	
Vehicles Non-Capital Purchase	0.0	
Vehicles Non-Capital Leases	0.0	
Furniture Non-Capital Purchase	0.0	
Works Of Art And Hist Treas-Non Capital	0.0	
Furniture Non-Capital Leases	0.0	
Computer Equipment Non-Capital Purchase	20.5	
Computer Equipment Non-Capital Lease	0.0	
Telecomm Equip Non-Capital Purchase	0.2	
Telecomm Equip Non-Capital Leases	0.0	
Other Equipment Non-Capital Purchase	0.0	
Weapons Non-Capital Purchase	0.0	
Other Equipment Non-Capital Lease	0.0	
Purchased Or Licensed Software/Website	0.2	
Internally Generated Software/Website	0.0	

Program Expenditure Schedule

Agency:	Department of Transportation
Program:	Intermodal Transportation Planning

	FY 2021 Actual	FY 2022 Expd. Plan
LICENSES AND PERMITS	0.0	
Right-Of-Way/Easement/Extraction Exp	0.0	
Other Intangible Assets - Purchased, Licensed or Internall	0.0	
Noncapital Software/Web By Capital Lease	0.0	
Other Intangible Assets Acquired by Capital Lease	0.0	
Other Long Lived Tangible Assets to be Expenses	0.0	
Non-Capital Equipment Excluded from Cost Allocation	0.0	
Expenditure Category Total	21.0	0.8
Appropriated		
DT2030-A State Highway Fund (Appropriated)	21.0	0.7
DT2226-A Air Quality Fund (Appropriated)	0.0	0.1
Fund Source Total	21.0	0.8
Capital Outlay	44,338.3	1,000.0
Expenditure Category Total	44,338.3	1,000.0
Non-Appropriated		
DT2029-N Regional Area Road Fund - Maricopa County (Non-Approp	53.0	0.0
DT2030-N State Highway Fund (Non-Appropriated)	12,732.6	0.0
DT2097-N ADOT Federal Programs Fund (Non-Appropriated)	30,839.2	0.0
DT2244-N Economic Strength Project Fund (Non-Appropriated)	711.6	1,000.0
DT2463-N Grant Anticipation Notes Fund (Non-Appropriated)	2.0	0.0
Fund Source Total	44,338.3	1,000.0
Debt Service	0.0	0.0
Expenditure Category Total	0.0	0.0
Cost Allocation	0.0	0.0
Expenditure Category Total	0.0	0.0
Transfers	10.0	0.0
Expenditure Category Total	10.0	0.0
Appropriated		
DT2030-A State Highway Fund (Appropriated)	10.0	0.0
Fund Source Total	10.0	0.0

Employee Retirement Coverage			
Retirement System	FTE	Personal Services	Fund#
Non-Participating	3.0	116.1	DT2030-A
Arizona State Retirement System	5.0	325.0	DT2005-A
Arizona State Retirement System	61.0	997.1	DT2030-A
Arizona State Retirement System	10.0	500.6	DT2097-N

**Combined Regular & Elected Positions At/Above
FICA Maximum of \$142,800**

Total Personal FTE's not eligible for

Program Expenditure Schedule

Agency:	Department of Transportation
Program:	Intermodal Transportation Planning

			FY 2021 Actual	FY 2022 Expd. Plan
FTE	Services	Health, Dental & Life		
0.0	0.0	0.0		

Program Budget Unit Summary of Expenditures and Budget Request for All Funds

Agency:	Department of Transportation
Program:	SLI Vehicles and Heavy Equipment

Expenditure Categories		FY 2021	FY 2022	FY 2023	FY 2023
		Actual	Expd. Plan	Fund. Issue	Total Request
0000	FTE	177.0	0.0	0.0	0.0
6000	Personal Services	9,212.0	9,199.7	0.0	9,199.7
6100	Employee Related Expenses	4,132.3	4,101.5	0.0	4,101.5
6200	Professional and Outside Services	216.9	20.0	0.0	20.0
6500	Travel In-State	40.6	2.0	0.0	2.0
6600	Travel Out of State	1.2	0.0	0.0	0.0
6700	Food	0.0	0.0	0.0	0.0
6800	Aid to Organizations and Individuals	0.0	0.0	0.0	0.0
7000	Other Operating Expenses	4,812.3	5,962.0	0.0	5,962.0
8000	Equipment	158.5	0.0	0.0	0.0
8100	Capital Outlay	9.9	0.0	0.0	0.0
8600	Debt Service	0.0	0.0	0.0	0.0
9000	Cost Allocation	0.0	0.0	0.0	0.0
9100	Transfers	0.0	0.0	0.0	0.0
Expenditure Categories Total:		18,583.7	19,285.2	0.0	19,285.2
Fund Source					
Appropriated Funds					
DT2071-A Transportation Department Equipment Fund (App		18,583.7	19,285.2	0.0	19,285.2
		18,583.7	19,285.2	0.0	19,285.2
Fund Source Total:		18,583.7	19,285.2	0.0	19,285.2

Program Budget Unit Summary of Expenditures and Budget Request for Selected Funds

Agency: Department of Transportation

FY 2021 Actual	FY 2022 Expd. Plan	FY 2023 Fund. Issue	FY 2023 Total Request
-------------------	-----------------------	------------------------	--------------------------

Program: SLI Vehicles and Heavy Equipment

Fund: DT2071-A Transportation Department Equipment Fund

Appropriated

0000 FTE	177.0	0.0	0.0	0.0
6000 Personal Services	9,212.0	9,199.7	0.0	9,199.7
6100 Employee Related Expenses	4,132.3	4,101.5	0.0	4,101.5
6200 Professional and Outside Services	216.9	20.0	0.0	20.0
6500 Travel In-State	40.6	2.0	0.0	2.0
6600 Travel Out of State	1.2	0.0	0.0	0.0
6700 Food	0.0	0.0	0.0	0.0
6800 Aid to Organizations and Individuals	0.0	0.0	0.0	0.0
7000 Other Operating Expenses	4,812.3	5,962.0	0.0	5,962.0
8000 Equipment	158.5	0.0	0.0	0.0
8100 Capital Outlay	9.9	0.0	0.0	0.0
8600 Debt Service	0.0	0.0	0.0	0.0
9000 Cost Allocation	0.0	0.0	0.0	0.0
9100 Transfers	0.0	0.0	0.0	0.0

Appropriated Total:	18,583.7	19,285.2	0.0	19,285.2
----------------------------	----------	----------	-----	----------

Fund Total:	18,583.7	19,285.2	0.0	19,285.2
--------------------	----------	----------	-----	----------

Program Total For Selected Funds:	18,583.7	19,285.2	0.0	19,285.2
--	----------	----------	-----	----------

Program Expenditure Schedule

Agency:	Department of Transportation
Program:	SLI Vehicles and Heavy Equipment

	FY 2021 Actual	FY 2022 Expd. Plan
FTE	177.0	0.0
Expenditure Category Total	177.0	0.0
Appropriated		
DT2071-A Transportation Department Equipment Fund (Appropriate	177.0	0.0
Fund Source Total	177.0	0.0
Personal Services	9,212.0	9,199.7
Boards and Commissions	0.0	0.0
Expenditure Category Total	9,212.0	9,199.7
Appropriated		
DT2071-A Transportation Department Equipment Fund (Appropriate	9,212.0	9,199.7
Fund Source Total	9,212.0	9,199.7
Employee Related Expenses	4,132.3	4,101.5
Expenditure Category Total	4,132.3	4,101.5
Appropriated		
DT2071-A Transportation Department Equipment Fund (Appropriate	4,132.3	4,101.5
Fund Source Total	4,132.3	4,101.5
Professional and Outside Services		20.0
External Prof/Outside Serv Budg And Appn	0.0	
External Investment Services	0.0	
Other External Financial Services	0.0	
Attorney General Legal Services	0.0	
External Legal Services	0.0	
External Engineer/Architect Cost - Exp	0.0	
External Engineer/Architect Cost- Cap	0.0	
Other Design	0.0	
Temporary Agency Services	113.3	
Hospital Services	0.0	
Other Medical Services	2.8	
Institutional Care	0.0	
Education And Training	4.0	
Vendor Travel	0.0	
Professional & Outside Services Excluded from Cost Alloca	0.0	
Vendor Travel - Non Reportable	0.0	
External Telecom Consulting Services	0.0	
Costs related to those in custody of the State	0.0	
Non - Confidential Specialist Fees	0.0	
Confidential Specialist Fees	0.0	
Outside Actuarial Costs	0.0	
Other Professional And Outside Services	96.7	

Program Expenditure Schedule

Agency:	Department of Transportation
Program:	SLI Vehicles and Heavy Equipment

	FY 2021 Actual	FY 2022 Expd. Plan
Expenditure Category Total	216.9	20.0
Appropriated		
DT2071-A Transportation Department Equipment Fund (Appropriate	216.9	20.0
Fund Source Total	216.9	20.0
Expenditure Category Total	216.9	20.0
Travel In-State	40.6	2.0
Expenditure Category Total	40.6	2.0
Appropriated		
DT2071-A Transportation Department Equipment Fund (Appropriate	40.6	2.0
Fund Source Total	40.6	2.0
Expenditure Category Total	40.6	2.0
Travel Out of State	1.2	0.0
Expenditure Category Total	1.2	0.0
Appropriated		
DT2071-A Transportation Department Equipment Fund (Appropriate	1.2	0.0
Fund Source Total	1.2	0.0
Expenditure Category Total	1.2	0.0
Food	0.0	0.0
Expenditure Category Total	0.0	0.0
Aid to Organizations and Individuals	0.0	0.0
Expenditure Category Total	0.0	0.0
Other Operating Expenses		5,962.0
Other Operating Expenditures Budg Approp	0.0	
Other Operating Expenditures Excluded from Cost Allocati	0.0	
Risk Management Charges To State Agency	0.0	
Risk Management Deductible - Indemnity	0.0	
Risk Management Deductible - Legal	0.0	
Risk Management Deductible - Medical	0.0	
Risk Management Deductible - Other	0.0	
Gen Liab- Non Physical-Taxable- Self Ins	0.0	
Gross Proceeds Payments To Attorneys	0.0	
General Liability- Non-Taxable- Self Ins	0.0	
Medical Malpractice - Self-Insured	0.0	
Automobile Liability - Self Insured	0.0	
General Property Damage - Self- Insured	0.0	
Automobile Physical Damage-Self Insured	0.0	
Liability Insurance Premiums	0.0	
Property Insurance Premiums	0.0	
Workers Compensation Benefit Payments	0.0	
Self Insurance - Administrative Fees	0.0	
Self Insurance - Premiums	0.0	
Self Insurance - Claim Payments	0.0	
Self Insurance - Pharmacy Claims	0.0	
Premium Tax On Altcs	0.0	

Program Expenditure Schedule

Agency:	Department of Transportation
Program:	SLI Vehicles and Heavy Equipment

	FY 2021 Actual	FY 2022 Expd. Plan
Other Insurance-Related Charges	0.0	
Internal Service Data Processing	0.0	
Internal Service Data Proc- Pc/Lan	0.0	
External Programming-Mainframe/Legacy	0.0	
External Programming- Pc/Lan/Serv/Web	0.0	
External Data Entry	0.0	
Othr External Data Proc-Mainframe/Legacy	0.0	
Othr External Data Proc-Pc/Lan/Serv/Web	0.0	
Pmt for AFIS Development & Usage	35.1	
Internal Service Telecommunications	0.0	
External Telecom Long Distance-In-State	147.0	
External Telecom Long Distance-Out-State	0.0	
Other External Telecommunication Service	0.0	
Electricity	113.3	
Sanitation Waste Disposal	25.5	
Water	3.0	
Gas And Fuel Oil For Buildings	11.7	
Other Utilities	0.0	
Building Rent Charges To State Agencies	0.0	
Priv Lease To Own Bld Rent Chrgs To Agy	0.0	
Cert Of Part Bld Rent Chrgs To Agy	0.0	
Rental Of Land And Buildings	0.0	
Rental Of Computer Equipment	0.0	
Rental Of Other Machinery And Equipment	12.4	
Miscellaneous Rent	14.7	
Interest On Overdue Payments	0.0	
All Other Interest Payments	0.0	
Internal Acct/Budg/Financial Svcs	0.0	
Other Internal Services	0.0	
Repair And Maintenance - Buildings	131.2	
Repair And Maintenance - Vehicles	3,153.4	
Repair And Maint - Mainframe And Legacy	0.0	
Repair And Maint-Pc/Lan/Serv/Web	0.0	
Repair And Maintenance - Other Equipment	51.4	
Other Repair And Maintenance	81.1	
Software Support And Maintenance	397.4	
Uniforms	62.6	
Inmate Clothing	0.0	
Security Supplies	0.0	
Office Supplies	20.8	
Computer Supplies	11.1	
Housekeeping Supplies	8.0	
Bedding And Bath Supplies	0.0	
Drugs And Medicine Supplies	0.0	
Medical Supplies	17.2	
Dental Supplies	0.0	
Automotive And Transportation Fuels	(126.8)	
Automotive Lubricants And Supplies	469.4	
Rpr And Maint Supplies-Not Auto Or Build	(0.8)	
Repair And Maintenance Supplies-Building	4.6	
Other Operating Supplies	15.7	

Program Expenditure Schedule

Agency:	Department of Transportation
Program:	SLI Vehicles and Heavy Equipment

	FY 2021 Actual	FY 2022 Expd. Plan
Publications	0.0	
Aggregate Withheld Or Paid Commissions	0.0	
Lottery Prizes	0.0	
Lottery Distribution Costs	0.0	
Material for Further Processing	0.0	
Other Resale Supplies	0.0	
Loss On Sales Of Capital Assets	0.0	
Loss on Sales of Investments	0.0	
Employee Tuition Reimbursement-Graduate	0.0	
Employee Tuition Reimb Under-Grad/Other	11.8	
Conference Registration-Attendance Fees	(1.6)	
Other Education And Training Costs	1.9	
Advertising	0.0	
Sponsorships	0.0	
Internal Printing	0.0	
External Printing	0.4	
Photography	0.0	
Postage And Delivery	4.2	
Document shredding and Destruction Services	0.0	
Translation and Sign Language Services	0.0	
Distribution To State Universities	0.0	
Other Intrastate Distributions	0.0	
Awards	2.6	
Entertainment And Promotional Items	0.0	
Dues	0.1	
Books- Subscriptions And Publications	5.1	
Costs For Digital Image Or Microfilm	0.0	
Revolving Fund Advances	0.0	
Credit Card Fees Over Approved Limit	0.0	
Relief Bill Expenditures	0.0	
Surplus Property Distr To State Agencies	0.0	
Security Services	0.0	
Judgments - Damages	0.3	
ICA Payments to Claimants Confidential	0.0	
Jdgmnt-Confidential Restitution To Indiv	0.0	
Judgments - Non-Confidential Restitution	0.0	
Judgments - Punitive And Compensatory	0.0	
Pmts Made to Resolve/Disputes/Avoid Costs of Litigation	0.0	
Pmts For Contracted State Inmate Labor	0.0	
Payments To State Inmates	0.0	
Bad Debt Expense	0.0	
Interview Expense	0.0	
Employee Relocations-Nontaxable	0.0	
Employee Relocations-Taxable	0.0	
Non-Confidential Invest/Legal/Law Enf	0.0	
Conf/Sensitive Invest/Legal/Undercover	0.0	
Fingerprinting, Background Checks, Etc.	0.0	
Other Miscellaneous Operating	128.4	

Program Expenditure Schedule

Agency:	Department of Transportation
Program:	SLI Vehicles and Heavy Equipment

	FY 2021 Actual	FY 2022 Expd. Plan
Expenditure Category Total	4,812.3	5,962.0
Appropriated		
DT2071-A Transportation Department Equipment Fund (Appropriate	4,812.3	5,962.0
Fund Source Total	4,812.3	5,962.0
Current Year Expenditures		0.0
Capital Equipment Budget And Approp	0.0	
Vehicles Capital Purchase	0.0	
Vehicles Capital Leases	0.0	
Furniture Capital Purchase	0.0	
Depreciable Works Of Art & Hist Treas/Coll Capital Purcha	0.0	
Non Depr Works Of Art & Hist Treas/Coll Cap Purchase	0.0	
Furniture Capital Leases	0.0	
Computer Equipment Capital Purchase	0.0	
Computer Equipment Capital Lease	0.0	
Telecommunication Equip-Capital Purchase	0.0	
Telecommunication Equip-Capital Lease	0.0	
Other Equipment Capital Purchase	58.2	
Other Equipment Capital Leases	0.0	
Purchased Or Licensed Software-Website	0.0	
Internally Generated Software-Website	0.0	
Development in Progress	0.0	
Right-Of-Way/Easement/Extraction Rights	0.0	
Oth Int Assets purchased, licensed or internally generate	0.0	
Other intangible assets acquired by capital lease	0.0	
Other Capital Asset Purchases	0.0	
Leasehold Improvement-Capital Purchase	0.0	
Other Capital Asset Leases	0.0	
Non-Capital Equip Budget And Approp	0.0	
Vehicles Non-Capital Purchase	0.0	
Vehicles Non-Capital Leases	0.0	
Furniture Non-Capital Purchase	5.0	
Works Of Art And Hist Treas-Non Capital	0.0	
Furniture Non-Capital Leases	0.0	
Computer Equipment Non-Capital Purchase	4.5	
Computer Equipment Non-Capital Lease	0.0	
Telecomm Equip Non-Capital Purchase	4.3	
Telecomm Equip Non-Capital Leases	0.0	
Other Equipment Non-Capital Purchase	86.4	
Weapons Non-Capital Purchase	0.0	
Other Equipment Non-Capital Lease	0.0	
Purchased Or Licensed Software/Website	0.0	
Internally Generated Software/Website	0.0	
LICENSES AND PERMITS	0.0	
Right-Of-Way/Easement/Extraction Exp	0.0	
Other Intangible Assets - Purchased, Licensed or Internall	0.0	
Noncapital Software/Web By Capital Lease	0.0	
Other Intangible Assets Acquired by Capital Lease	0.0	
Other Long Lived Tangible Assets to be Expenses	0.0	
Non-Capital Equipment Excluded from Cost Allocation	0.0	

Program Expenditure Schedule

Agency:	Department of Transportation
Program:	SLI Vehicles and Heavy Equipment

	FY 2021 Actual	FY 2022 Expd. Plan
Expenditure Category Total	158.5	0.0
Appropriated		
DT2071-A Transportation Department Equipment Fund (Appropriate	158.5	0.0
Fund Source Total	158.5	0.0
 Capital Outlay	 9.9	 0.0
Expenditure Category Total	9.9	0.0
Appropriated		
DT2071-A Transportation Department Equipment Fund (Appropriate	9.9	0.0
Fund Source Total	9.9	0.0
 Debt Service	 0.0	 0.0
Expenditure Category Total	0.0	0.0
 Cost Allocation	 0.0	 0.0
Expenditure Category Total	0.0	0.0
 Transfers	 0.0	 0.0
Expenditure Category Total	0.0	0.0

Employee Retirement Coverage			
Retirement System	FTE	Personal Services	Fund#
Non-Participating	3.0	40.5	DT2071-A
Arizona State Retirement System	174.0	9,159.2	DT2071-A
Combined Regular & Elected Positions At/Above FICA Maximum of \$142,800			
Total FTE	Personal Services	FTE's not eligible for Health, Dental & Life	
0.0	0.0	0.0	

Program Budget Unit Summary of Expenditures and Budget Request for All Funds

Agency:	Department of Transportation
Program:	SLI Driver Safety and Livestock Control

Expenditure Categories		FY 2021	FY 2022	FY 2023	FY 2023
		Actual	Expd. Plan	Fund. Issue	Total Request
6000	Personal Services	57.2	100.0	0.0	100.0
6100	Employee Related Expenses	23.5	50.4	0.0	50.4
6200	Professional and Outside Services	0.0	0.0	0.0	0.0
6500	Travel In-State	0.0	0.0	0.0	0.0
6600	Travel Out of State	0.0	0.0	0.0	0.0
6700	Food	0.0	0.0	0.0	0.0
6800	Aid to Organizations and Individuals	0.0	0.0	0.0	0.0
7000	Other Operating Expenses	659.4	649.6	0.0	649.6
8000	Equipment	0.0	0.0	0.0	0.0
8100	Capital Outlay	0.0	0.0	0.0	0.0
8600	Debt Service	0.0	0.0	0.0	0.0
9000	Cost Allocation	0.0	0.0	0.0	0.0
9100	Transfers	0.0	0.0	0.0	0.0
Expenditure Categories Total:		740.1	800.0	0.0	800.0
Fund Source					
Appropriated Funds					
DT2030-A State Highway Fund (Appropriated)		740.1	800.0	0.0	800.0
		740.1	800.0	0.0	800.0
Fund Source Total:		740.1	800.0	0.0	800.0

Program Budget Unit Summary of Expenditures and Budget Request for Selected Funds

Agency: Department of Transportation

FY 2021 Actual	FY 2022 Expd. Plan	FY 2023 Fund. Issue	FY 2023 Total Request
-------------------	-----------------------	------------------------	--------------------------

Program: SLI Driver Safety and Livestock Control

Fund: DT2030-A State Highway Fund

Appropriated

6000 Personal Services	57.2	100.0	0.0	100.0
6100 Employee Related Expenses	23.5	50.4	0.0	50.4
6200 Professional and Outside Services	0.0	0.0	0.0	0.0
6500 Travel In-State	0.0	0.0	0.0	0.0
6600 Travel Out of State	0.0	0.0	0.0	0.0
6700 Food	0.0	0.0	0.0	0.0
6800 Aid to Organizations and Individuals	0.0	0.0	0.0	0.0
7000 Other Operating Expenses	659.4	649.6	0.0	649.6
8000 Equipment	0.0	0.0	0.0	0.0
8100 Capital Outlay	0.0	0.0	0.0	0.0
8600 Debt Service	0.0	0.0	0.0	0.0
9000 Cost Allocation	0.0	0.0	0.0	0.0
9100 Transfers	0.0	0.0	0.0	0.0

Appropriated Total:	740.1	800.0	0.0	800.0
----------------------------	-------	-------	-----	-------

Fund Total:	740.1	800.0	0.0	800.0
--------------------	-------	-------	-----	-------

Program Total For Selected Funds:	740.1	800.0	0.0	800.0
--	-------	-------	-----	-------

Program Expenditure Schedule

Agency:	Department of Transportation
Program:	SLI Driver Safety and Livestock Control

	FY 2021 Actual	FY 2022 Expd. Plan
FTE	0.0	0.0
Expenditure Category Total	0.0	0.0
Personal Services	57.2	100.0
Boards and Commissions	0.0	0.0
Expenditure Category Total	57.2	100.0
Appropriated		
DT2030-A State Highway Fund (Appropriated)	57.2	100.0
Fund Source Total	57.2	100.0
Employee Related Expenses	23.5	50.4
Expenditure Category Total	23.5	50.4
Appropriated		
DT2030-A State Highway Fund (Appropriated)	23.5	50.4
Fund Source Total	23.5	50.4
Professional and Outside Services		0.0
External Prof/Outside Serv Budg And Appn	0.0	
External Investment Services	0.0	
Other External Financial Services	0.0	
Attorney General Legal Services	0.0	
External Legal Services	0.0	
External Engineer/Architect Cost - Exp	0.0	
External Engineer/Architect Cost- Cap	0.0	
Other Design	0.0	
Temporary Agency Services	0.0	
Hospital Services	0.0	
Other Medical Services	0.0	
Institutional Care	0.0	
Education And Training	0.0	
Vendor Travel	0.0	
Professional & Outside Services Excluded from Cost Alloca	0.0	
Vendor Travel - Non Reportable	0.0	
External Telecom Consulting Services	0.0	
Costs related to those in custody of the State	0.0	
Non - Confidential Specialist Fees	0.0	
Confidential Specialist Fees	0.0	
Outside Actuarial Costs	0.0	
Other Professional And Outside Services	0.0	
Expenditure Category Total	0.0	0.0
Travel In-State	0.0	0.0
Expenditure Category Total	0.0	0.0
Travel Out of State	0.0	0.0
Expenditure Category Total	0.0	0.0

Program Expenditure Schedule

Agency:	Department of Transportation
Program:	SLI Driver Safety and Livestock Control

	FY 2021 Actual	FY 2022 Expd. Plan
Food	0.0	0.0
Expenditure Category Total	0.0	0.0
<hr/>		
Aid to Organizations and Individuals	0.0	0.0
Expenditure Category Total	0.0	0.0
<hr/>		
Other Operating Expenses		649.6
Other Operating Expenditures Budg Approp	0.0	
Other Operating Expenditures Excluded from Cost Allocati	0.0	
Risk Management Charges To State Agency	0.0	
Risk Management Deductible - Indemnity	0.0	
Risk Management Deductible - Legal	0.0	
Risk Management Deductible - Medical	0.0	
Risk Management Deductible - Other	0.0	
Gen Liab- Non Physical-Taxable- Self Ins	0.0	
Gross Proceeds Payments To Attorneys	0.0	
General Liability- Non-Taxable- Self Ins	0.0	
Medical Malpractice - Self-Insured	0.0	
Automobile Liability - Self Insured	0.0	
General Property Damage - Self- Insured	0.0	
Automobile Physical Damage-Self Insured	0.0	
Liability Insurance Premiums	0.0	
Property Insurance Premiums	0.0	
Workers Compensation Benefit Payments	0.0	
Self Insurance - Administrative Fees	0.0	
Self Insurance - Premiums	0.0	
Self Insurance - Claim Payments	0.0	
Self Insurance - Pharmacy Claims	0.0	
Premium Tax On Altcs	0.0	
Other Insurance-Related Charges	0.0	
Internal Service Data Processing	0.0	
Internal Service Data Proc- Pc/Lan	0.0	
External Programming-Mainframe/Legacy	0.0	
External Programming- Pc/Lan/Serv/Web	0.0	
External Data Entry	0.0	
Othr External Data Proc-Mainframe/Legacy	0.0	
Othr External Data Proc-Pc/Lan/Serv/Web	0.0	
Pmt for AFIS Development & Usage	0.0	
Internal Service Telecommunications	0.0	
External Telecom Long Distance-In-State	0.0	
External Telecom Long Distance-Out-State	0.0	
Other External Telecommunication Service	0.0	
Electricity	0.0	
Sanitation Waste Disposal	0.0	
Water	0.6	
Gas And Fuel Oil For Buildings	0.0	
Other Utilities	0.0	
Building Rent Charges To State Agencies	0.0	
Priv Lease To Own Bld Rent Chrgs To Agy	0.0	
Cert Of Part Bld Rent Chrgs To Agy	0.0	

Program Expenditure Schedule

Agency:	Department of Transportation
Program:	SLI Driver Safety and Livestock Control

	FY 2021 Actual	FY 2022 Expd. Plan
Rental Of Land And Buildings	0.0	
Rental Of Computer Equipment	0.0	
Rental Of Other Machinery And Equipment	3.3	
Miscellaneous Rent	0.0	
Interest On Overdue Payments	0.0	
All Other Interest Payments	0.0	
Internal Acct/Budg/Financial Svcs	0.0	
Other Internal Services	0.0	
Repair And Maintenance - Buildings	0.0	
Repair And Maintenance - Vehicles	0.0	
Repair And Maint - Mainframe And Legacy	0.0	
Repair And Maint-Pc/Lan/Serv/Web	0.0	
Repair And Maintenance - Other Equipment	0.0	
Other Repair And Maintenance	205.5	
Software Support And Maintenance	0.0	
Uniforms	0.0	
Inmate Clothing	0.0	
Security Supplies	0.0	
Office Supplies	0.0	
Computer Supplies	0.0	
Housekeeping Supplies	0.0	
Bedding And Bath Supplies	0.0	
Drugs And Medicine Supplies	0.0	
Medical Supplies	0.0	
Dental Supplies	0.0	
Automotive And Transportation Fuels	0.0	
Automotive Lubricants And Supplies	0.0	
Rpr And Maint Supplies-Not Auto Or Build	450.0	
Repair And Maintenance Supplies-Building	0.0	
Other Operating Supplies	0.0	
Publications	0.0	
Aggregate Withheld Or Paid Commissions	0.0	
Lottery Prizes	0.0	
Lottery Distribution Costs	0.0	
Material for Further Processing	0.0	
Other Resale Supplies	0.0	
Loss On Sales Of Capital Assets	0.0	
Loss on Sales of Investments	0.0	
Employee Tuition Reimbursement-Graduate	0.0	
Employee Tuition Reimb Under-Grad/Other	0.0	
Conference Registration-Attendance Fees	0.0	
Other Education And Training Costs	0.0	
Advertising	0.0	
Sponsorships	0.0	
Internal Printing	0.0	
External Printing	0.0	
Photography	0.0	
Postage And Delivery	0.0	
Document shredding and Destruction Services	0.0	
Translation and Sign Language Services	0.0	
Distribution To State Universities	0.0	

Program Expenditure Schedule

Agency:	Department of Transportation
Program:	SLI Driver Safety and Livestock Control

	FY 2021 Actual	FY 2022 Expd. Plan
Other Intrastate Distributions	0.0	
Awards	0.0	
Entertainment And Promotional Items	0.0	
Dues	0.0	
Books- Subscriptions And Publications	0.0	
Costs For Digital Image Or Microfilm	0.0	
Revolving Fund Advances	0.0	
Credit Card Fees Over Approved Limit	0.0	
Relief Bill Expenditures	0.0	
Surplus Property Distr To State Agencies	0.0	
Security Services	0.0	
Judgments - Damages	0.0	
ICA Payments to Claimants Confidential	0.0	
Jdgmnt-Confidential Restitution To Indiv	0.0	
Judgments - Non-Confidential Restitution	0.0	
Judgments - Punitive And Compensatory	0.0	
Pmts Made to Resolve/Disputes/Avoid Costs of Litigation	0.0	
Pmts For Contracted State Inmate Labor	0.0	
Payments To State Inmates	0.0	
Bad Debt Expense	0.0	
Interview Expense	0.0	
Employee Relocations-Nontaxable	0.0	
Employee Relocations-Taxable	0.0	
Non-Confidential Invest/Legal/Law Enf	0.0	
Conf/Sensitive Invest/Legal/Undercover	0.0	
Fingerprinting, Background Checks, Etc.	0.0	
Other Miscellaneous Operating	0.0	
Expenditure Category Total	659.4	649.6
Appropriated		
DT2030-A State Highway Fund (Appropriated)	659.4	649.6
Fund Source Total	659.4	649.6
Current Year Expenditures		0.0
Capital Equipment Budget And Approp	0.0	
Vehicles Capital Purchase	0.0	
Vehicles Capital Leases	0.0	
Furniture Capital Purchase	0.0	
Depreciable Works Of Art & Hist Treas/Coll Capital Purcha	0.0	
Non Depr Works Of Art & Hist Treas/Coll Cap Purchase	0.0	
Furniture Capital Leases	0.0	
Computer Equipment Capital Purchase	0.0	
Computer Equipment Capital Lease	0.0	
Telecommunication Equip-Capital Purchase	0.0	
Telecommunication Equip-Capital Lease	0.0	
Other Equipment Capital Purchase	0.0	
Other Equipment Capital Leases	0.0	
Purchased Or Licensed Software-Website	0.0	
Internally Generated Software-Website	0.0	
Development in Progress	0.0	
Right-Of-Way/Easement/Extraction Rights	0.0	

Program Expenditure Schedule

Agency:	Department of Transportation
Program:	SLI Driver Safety and Livestock Control

	FY 2021 Actual	FY 2022 Expd. Plan
Oth Int Assets purchased, licensed or internally generate	0.0	
Other intangible assets acquired by capital lease	0.0	
Other Capital Asset Purchases	0.0	
Leasehold Improvement-Capital Purchase	0.0	
Other Capital Asset Leases	0.0	
Non-Capital Equip Budget And Approp	0.0	
Vehicles Non-Capital Purchase	0.0	
Vehicles Non-Capital Leases	0.0	
Furniture Non-Capital Purchase	0.0	
Works Of Art And Hist Treas-Non Capital	0.0	
Furniture Non-Capital Leases	0.0	
Computer Equipment Non-Capital Purchase	0.0	
Computer Equipment Non-Capital Lease	0.0	
Telecomm Equip Non-Capital Purchase	0.0	
Telecomm Equip Non-Capital Leases	0.0	
Other Equipment Non-Capital Purchase	0.0	
Weapons Non-Capital Purchase	0.0	
Other Equipment Non-Capital Lease	0.0	
Purchased Or Licensed Software/Website	0.0	
Internally Generated Software/Website	0.0	
LICENSES AND PERMITS	0.0	
Right-Of-Way/Easement/Extraction Exp	0.0	
Other Intangible Assets - Purchased, Licensed or Internall	0.0	
Noncapital Software/Web By Capital Lease	0.0	
Other Intangible Assets Acquired by Capital Lease	0.0	
Other Long Lived Tangible Assets to be Expenses	0.0	
Non-Capital Equipment Excluded from Cost Allocation	0.0	
Expenditure Category Total	0.0	0.0
<hr/>		
Capital Outlay	0.0	0.0
Expenditure Category Total	0.0	0.0
<hr/>		
Debt Service	0.0	0.0
Expenditure Category Total	0.0	0.0
<hr/>		
Cost Allocation	0.0	0.0
Expenditure Category Total	0.0	0.0
<hr/>		
Transfers	0.0	0.0
Expenditure Category Total	0.0	0.0

Employee Retirement Coverage			
Retirement System	FTE	Personal Services	Fund#
Arizona State Retirement System	0.0	100.0	DT2030-A

Program Budget Unit Summary of Expenditures and Budget Request for All Funds

Agency:	Department of Transportation
Program:	SLI Highway Damage Recovery Account

Expenditure Categories		FY 2021	FY 2022	FY 2023	FY 2023
		Actual	Expd. Plan	Fund. Issue	Total Request
6000	Personal Services	0.0	0.0	0.0	0.0
6100	Employee Related Expenses	0.0	0.0	0.0	0.0
6200	Professional and Outside Services	0.0	0.0	0.0	0.0
6500	Travel In-State	0.0	0.0	0.0	0.0
6600	Travel Out of State	0.0	0.0	0.0	0.0
6700	Food	0.0	0.0	0.0	0.0
6800	Aid to Organizations and Individuals	0.0	0.0	0.0	0.0
7000	Other Operating Expenses	5,392.3	8,000.0	0.0	8,000.0
8000	Equipment	0.0	0.0	0.0	0.0
8100	Capital Outlay	0.0	0.0	0.0	0.0
8600	Debt Service	0.0	0.0	0.0	0.0
9000	Cost Allocation	0.0	0.0	0.0	0.0
9100	Transfers	0.0	0.0	0.0	0.0
Expenditure Categories Total:		5,392.3	8,000.0	0.0	8,000.0
Fund Source					
Appropriated Funds					
DT2044-A Highway Damage Recovery Account Fund (Appro		5,392.3	8,000.0	0.0	8,000.0
		5,392.3	8,000.0	0.0	8,000.0
Fund Source Total:		5,392.3	8,000.0	0.0	8,000.0

Program Budget Unit Summary of Expenditures and Budget Request for Selected Funds

Agency: Department of Transportation

FY 2021 Actual	FY 2022 Expd. Plan	FY 2023 Fund. Issue	FY 2023 Total Request
-------------------	-----------------------	------------------------	--------------------------

Program: SLI Highway Damage Recovery Account

Fund: DT2044-A Highway Damage Recovery Account Fund

Appropriated

6000 Personal Services	0.0	0.0	0.0	0.0
6100 Employee Related Expenses	0.0	0.0	0.0	0.0
6200 Professional and Outside Services	0.0	0.0	0.0	0.0
6500 Travel In-State	0.0	0.0	0.0	0.0
6600 Travel Out of State	0.0	0.0	0.0	0.0
6700 Food	0.0	0.0	0.0	0.0
6800 Aid to Organizations and Individuals	0.0	0.0	0.0	0.0
7000 Other Operating Expenses	5,392.3	8,000.0	0.0	8,000.0
8000 Equipment	0.0	0.0	0.0	0.0
8100 Capital Outlay	0.0	0.0	0.0	0.0
8600 Debt Service	0.0	0.0	0.0	0.0
9000 Cost Allocation	0.0	0.0	0.0	0.0
9100 Transfers	0.0	0.0	0.0	0.0

Appropriated Total:	5,392.3	8,000.0	0.0	8,000.0
----------------------------	---------	---------	-----	---------

Fund Total:	5,392.3	8,000.0	0.0	8,000.0
--------------------	---------	---------	-----	---------

Program Total For Selected Funds:	5,392.3	8,000.0	0.0	8,000.0
--	---------	---------	-----	---------

Program Expenditure Schedule

Agency:	Department of Transportation
Program:	SLI Highway Damage Recovery Account

	FY 2021 Actual	FY 2022 Expd. Plan
FTE	0.0	0.0
Expenditure Category Total	0.0	0.0
Personal Services	0.0	0.0
Boards and Commissions	0.0	0.0
Expenditure Category Total	0.0	0.0
Employee Related Expenses	0.0	0.0
Expenditure Category Total	0.0	0.0
Professional and Outside Services		0.0
External Prof/Outside Serv Budg And Appn	0.0	
External Investment Services	0.0	
Other External Financial Services	0.0	
Attorney General Legal Services	0.0	
External Legal Services	0.0	
External Engineer/Architect Cost - Exp	0.0	
External Engineer/Architect Cost- Cap	0.0	
Other Design	0.0	
Temporary Agency Services	0.0	
Hospital Services	0.0	
Other Medical Services	0.0	
Institutional Care	0.0	
Education And Training	0.0	
Vendor Travel	0.0	
Professional & Outside Services Excluded from Cost Alloca	0.0	
Vendor Travel - Non Reportable	0.0	
External Telecom Consulting Services	0.0	
Costs related to those in custody of the State	0.0	
Non - Confidential Specialist Fees	0.0	
Confidential Specialist Fees	0.0	
Outside Actuarial Costs	0.0	
Other Professional And Outside Services	0.0	
Expenditure Category Total	0.0	0.0
Travel In-State	0.0	0.0
Expenditure Category Total	0.0	0.0
Travel Out of State	0.0	0.0
Expenditure Category Total	0.0	0.0
Food	0.0	0.0
Expenditure Category Total	0.0	0.0
Aid to Organizations and Individuals	0.0	0.0
Expenditure Category Total	0.0	0.0

Program Expenditure Schedule

Agency:	Department of Transportation
Program:	SLI Highway Damage Recovery Account

	FY 2021 Actual	FY 2022 Expd. Plan
Other Operating Expenses		8,000.0
Other Operating Expenditures Budg Approp	0.0	
Other Operating Expenditures Excluded from Cost Allocati	0.0	
Risk Management Charges To State Agency	0.0	
Risk Management Deductible - Indemnity	0.0	
Risk Management Deductible - Legal	0.0	
Risk Management Deductible - Medical	0.0	
Risk Management Deductible - Other	0.0	
Gen Liab- Non Physical-Taxable- Self Ins	0.0	
Gross Proceeds Payments To Attorneys	0.0	
General Liability- Non-Taxable- Self Ins	0.0	
Medical Malpractice - Self-Insured	0.0	
Automobile Liability - Self Insured	0.0	
General Property Damage - Self- Insured	0.0	
Automobile Physical Damage-Self Insured	0.0	
Liability Insurance Premiums	0.0	
Property Insurance Premiums	0.0	
Workers Compensation Benefit Payments	0.0	
Self Insurance - Administrative Fees	0.0	
Self Insurance - Premiums	0.0	
Self Insurance - Claim Payments	0.0	
Self Insurance - Pharmacy Claims	0.0	
Premium Tax On Altcs	0.0	
Other Insurance-Related Charges	0.0	
Internal Service Data Processing	0.0	
Internal Service Data Proc- Pc/Lan	0.0	
External Programming-Mainframe/Legacy	0.0	
External Programming- Pc/Lan/Serv/Web	0.0	
External Data Entry	0.0	
Othr External Data Proc-Mainframe/Legacy	0.0	
Othr External Data Proc-Pc/Lan/Serv/Web	0.0	
Pmt for AFIS Development & Usage	0.0	
Internal Service Telecommunications	0.0	
External Telecom Long Distance-In-State	0.0	
External Telecom Long Distance-Out-State	0.0	
Other External Telecommunication Service	0.0	
Electricity	0.0	
Sanitation Waste Disposal	0.0	
Water	0.0	
Gas And Fuel Oil For Buildings	0.0	
Other Utilities	0.0	
Building Rent Charges To State Agencies	0.0	
Priv Lease To Own Bld Rent Chrgs To Agy	0.0	
Cert Of Part Bld Rent Chrgs To Agy	0.0	
Rental Of Land And Buildings	0.0	
Rental Of Computer Equipment	0.0	
Rental Of Other Machinery And Equipment	472.3	
Miscellaneous Rent	0.0	
Interest On Overdue Payments	0.0	
All Other Interest Payments	0.0	
Internal Acct/Budg/Financial Svcs	0.0	

Program Expenditure Schedule

Agency:	Department of Transportation
Program:	SLI Highway Damage Recovery Account

	FY 2021 Actual	FY 2022 Expd. Plan
Other Internal Services	0.0	
Repair And Maintenance - Buildings	0.0	
Repair And Maintenance - Vehicles	0.0	
Repair And Maint - Mainframe And Legacy	0.0	
Repair And Maint-Pc/Lan/Serv/Web	0.0	
Repair And Maintenance - Other Equipment	0.0	
Other Repair And Maintenance	3,669.7	
Software Support And Maintenance	41.2	
Uniforms	0.0	
Inmate Clothing	0.0	
Security Supplies	0.0	
Office Supplies	0.0	
Computer Supplies	0.0	
Housekeeping Supplies	0.0	
Bedding And Bath Supplies	0.0	
Drugs And Medicine Supplies	0.0	
Medical Supplies	0.0	
Dental Supplies	0.0	
Automotive And Transportation Fuels	108.1	
Automotive Lubricants And Supplies	1.1	
Rpr And Maint Supplies-Not Auto Or Build	1,099.9	
Repair And Maintenance Supplies-Building	0.0	
Other Operating Supplies	0.0	
Publications	0.0	
Aggregate Withheld Or Paid Commissions	0.0	
Lottery Prizes	0.0	
Lottery Distribution Costs	0.0	
Material for Further Processing	0.0	
Other Resale Supplies	0.0	
Loss On Sales Of Capital Assets	0.0	
Loss on Sales of Investments	0.0	
Employee Tuition Reimbursement-Graduate	0.0	
Employee Tuition Reimb Under-Grad/Other	0.0	
Conference Registration-Attendance Fees	0.0	
Other Education And Training Costs	0.0	
Advertising	0.0	
Sponsorships	0.0	
Internal Printing	0.0	
External Printing	0.0	
Photography	0.0	
Postage And Delivery	0.0	
Document shredding and Destruction Services	0.0	
Translation and Sign Language Services	0.0	
Distribution To State Universities	0.0	
Other Intrastate Distributions	0.0	
Awards	0.0	
Entertainment And Promotional Items	0.0	
Dues	0.0	
Books- Subscriptions And Publications	0.0	
Costs For Digital Image Or Microfilm	0.0	
Revolving Fund Advances	0.0	

Program Expenditure Schedule

Agency:	Department of Transportation
Program:	SLI Highway Damage Recovery Account

	FY 2021 Actual	FY 2022 Expd. Plan
Credit Card Fees Over Approved Limit	0.0	
Relief Bill Expenditures	0.0	
Surplus Property Distr To State Agencies	0.0	
Security Services	0.0	
Judgments - Damages	0.0	
ICA Payments to Claimants Confidential	0.0	
Jdgmnt-Confidential Restitution To Indiv	0.0	
Judgments - Non-Confidential Restitution	0.0	
Judgments - Punitive And Compensatory	0.0	
Pmts Made to Resolve/Disputes/Avoid Costs of Litigation	0.0	
Pmts For Contracted State Inmate Labor	0.0	
Payments To State Inmates	0.0	
Bad Debt Expense	0.0	
Interview Expense	0.0	
Employee Relocations-Nontaxable	0.0	
Employee Relocations-Taxable	0.0	
Non-Confidential Invest/Legal/Law Enf	0.0	
Conf/Sensitive Invest/Legal/Undercover	0.0	
Fingerprinting, Background Checks, Etc.	0.0	
Other Miscellaneous Operating	0.0	
Expenditure Category Total	5,392.3	8,000.0
Appropriated		
DT2044-A Highway Damage Recovery Account Fund (Appropriated)	5,392.3	8,000.0
Fund Source Total	5,392.3	8,000.0
Current Year Expenditures		0.0
Capital Equipment Budget And Approp	0.0	
Vehicles Capital Purchase	0.0	
Vehicles Capital Leases	0.0	
Furniture Capital Purchase	0.0	
Depreciable Works Of Art & Hist Treas/Coll Capital Purcha	0.0	
Non Depr Works Of Art & Hist Treas/Coll Cap Purchase	0.0	
Furniture Capital Leases	0.0	
Computer Equipment Capital Purchase	0.0	
Computer Equipment Capital Lease	0.0	
Telecommunication Equip-Capital Purchase	0.0	
Telecommunication Equip-Capital Lease	0.0	
Other Equipment Capital Purchase	0.0	
Other Equipment Capital Leases	0.0	
Purchased Or Licensed Software-Website	0.0	
Internally Generated Software-Website	0.0	
Development in Progress	0.0	
Right-Of-Way/Easement/Extraction Rights	0.0	
Oth Int Assets purchased, licensed or internally generate	0.0	
Other intangible assets acquired by capital lease	0.0	
Other Capital Asset Purchases	0.0	
Leasehold Improvement-Capital Purchase	0.0	
Other Capital Asset Leases	0.0	
Non-Capital Equip Budget And Approp	0.0	
Vehicles Non-Capital Purchase	0.0	

Program Expenditure Schedule

Agency:	Department of Transportation
Program:	SLI Highway Damage Recovery Account

	FY 2021 Actual	FY 2022 Expd. Plan
Vehicles Non-Capital Leases	0.0	
Furniture Non-Capital Purchase	0.0	
Works Of Art And Hist Treas-Non Capital	0.0	
Furniture Non-Capital Leases	0.0	
Computer Equipment Non-Capital Purchase	0.0	
Computer Equipment Non-Capital Lease	0.0	
Telecomm Equip Non-Capital Purchase	0.0	
Telecomm Equip Non-Capital Leases	0.0	
Other Equipment Non-Capital Purchase	0.0	
Weapons Non-Capital Purchase	0.0	
Other Equipment Non-Capital Lease	0.0	
Purchased Or Licensed Software/Website	0.0	
Internally Generated Software/Website	0.0	
LICENSES AND PERMITS	0.0	
Right-Of-Way/Easement/Extraction Exp	0.0	
Other Intangible Assets - Purchased, Licensed or Internall	0.0	
Noncapital Software/Web By Capital Lease	0.0	
Other Intangible Assets Acquired by Capital Lease	0.0	
Other Long Lived Tangible Assets to be Expenses	0.0	
Non-Capital Equipment Excluded from Cost Allocation	0.0	
Expenditure Category Total	0.0	0.0
<hr/>		
Capital Outlay	0.0	0.0
Expenditure Category Total	0.0	0.0
<hr/>		
Debt Service	0.0	0.0
Expenditure Category Total	0.0	0.0
<hr/>		
Cost Allocation	0.0	0.0
Expenditure Category Total	0.0	0.0
<hr/>		
Transfers	0.0	0.0
Expenditure Category Total	0.0	0.0
<hr/>		

Program Budget Unit Summary of Expenditures and Budget Request for All Funds

Agency:	Department of Transportation
Program:	SLI Preventative Surface Treatments

Expenditure Categories		FY 2021	FY 2022	FY 2023	FY 2023
		Actual	Expd. Plan	Fund. Issue	Total Request
6000	Personal Services	828.0	751.7	0.0	751.7
6100	Employee Related Expenses	302.5	305.8	0.0	305.8
6200	Professional and Outside Services	0.0	0.0	0.0	0.0
6500	Travel In-State	(0.1)	0.0	0.0	0.0
6600	Travel Out of State	0.0	0.0	0.0	0.0
6700	Food	0.0	0.0	0.0	0.0
6800	Aid to Organizations and Individuals	0.0	0.0	0.0	0.0
7000	Other Operating Expenses	32,152.5	35,084.5	0.0	35,084.5
8000	Equipment	0.0	0.0	0.0	0.0
8100	Capital Outlay	0.0	0.0	0.0	0.0
8600	Debt Service	0.0	0.0	0.0	0.0
9000	Cost Allocation	0.0	0.0	0.0	0.0
9100	Transfers	0.0	0.0	0.0	0.0
Expenditure Categories Total:		33,282.8	36,142.0	0.0	36,142.0
Fund Source					
Appropriated Funds					
DT2030-A State Highway Fund (Appropriated)		33,282.8	36,142.0	0.0	36,142.0
		33,282.8	36,142.0	0.0	36,142.0
Fund Source Total:		33,282.8	36,142.0	0.0	36,142.0

Program Budget Unit Summary of Expenditures and Budget Request for Selected Funds

Agency: Department of Transportation

FY 2021 Actual	FY 2022 Expd. Plan	FY 2023 Fund. Issue	FY 2023 Total Request
-------------------	-----------------------	------------------------	--------------------------

Program: SLI Preventative Surface Treatments

Fund: DT2030-A State Highway Fund

Appropriated

6000 Personal Services	828.0	751.7	0.0	751.7
6100 Employee Related Expenses	302.5	305.8	0.0	305.8
6200 Professional and Outside Services	0.0	0.0	0.0	0.0
6500 Travel In-State	(0.1)	0.0	0.0	0.0
6600 Travel Out of State	0.0	0.0	0.0	0.0
6700 Food	0.0	0.0	0.0	0.0
6800 Aid to Organizations and Individuals	0.0	0.0	0.0	0.0
7000 Other Operating Expenses	32,152.5	35,084.5	0.0	35,084.5
8000 Equipment	0.0	0.0	0.0	0.0
8100 Capital Outlay	0.0	0.0	0.0	0.0
8600 Debt Service	0.0	0.0	0.0	0.0
9000 Cost Allocation	0.0	0.0	0.0	0.0
9100 Transfers	0.0	0.0	0.0	0.0

Appropriated Total:	33,282.8	36,142.0	0.0	36,142.0
----------------------------	----------	----------	-----	----------

Fund Total:	33,282.8	36,142.0	0.0	36,142.0
--------------------	----------	----------	-----	----------

Program Total For Selected Funds:	33,282.8	36,142.0	0.0	36,142.0
--	----------	----------	-----	----------

Program Expenditure Schedule

Agency:	Department of Transportation
Program:	SLI Preventative Surface Treatments

	FY 2021 Actual	FY 2022 Expd. Plan
FTE	0.0	0.0
Expenditure Category Total	0.0	0.0
<hr/>		
Personal Services	828.0	751.7
Boards and Commissions	0.0	0.0
Expenditure Category Total	828.0	751.7
Appropriated		
DT2030-A State Highway Fund (Appropriated)	828.0	751.7
Fund Source Total	828.0	751.7
<hr/>		
Employee Related Expenses	302.5	305.8
Expenditure Category Total	302.5	305.8
Appropriated		
DT2030-A State Highway Fund (Appropriated)	302.5	305.8
Fund Source Total	302.5	305.8
<hr/>		
Professional and Outside Services		0.0
External Prof/Outside Serv Budg And Appn	0.0	
External Investment Services	0.0	
Other External Financial Services	0.0	
Attorney General Legal Services	0.0	
External Legal Services	0.0	
External Engineer/Architect Cost - Exp	0.0	
External Engineer/Architect Cost- Cap	0.0	
Other Design	0.0	
Temporary Agency Services	0.0	
Hospital Services	0.0	
Other Medical Services	0.0	
Institutional Care	0.0	
Education And Training	0.0	
Vendor Travel	0.0	
Professional & Outside Services Excluded from Cost Alloca	0.0	
Vendor Travel - Non Reportable	0.0	
External Telecom Consulting Services	0.0	
Costs related to those in custody of the State	0.0	
Non - Confidential Specialist Fees	0.0	
Confidential Specialist Fees	0.0	
Outside Actuarial Costs	0.0	
Other Professional And Outside Services	0.0	
Expenditure Category Total	0.0	0.0
<hr/>		
Travel In-State	(0.1)	0.0

Program Expenditure Schedule

Agency:	Department of Transportation
Program:	SLI Preventative Surface Treatments

	FY 2021 Actual	FY 2022 Expd. Plan
Expenditure Category Total	(0.1)	0.0
Appropriated		
DT2030-A State Highway Fund (Appropriated)	(0.1)	0.0
Fund Source Total	(0.1)	0.0
Travel Out of State	0.0	0.0
Expenditure Category Total	0.0	0.0
Food	0.0	0.0
Expenditure Category Total	0.0	0.0
Aid to Organizations and Individuals	0.0	0.0
Expenditure Category Total	0.0	0.0
Other Operating Expenses		35,084.5
Other Operating Expenditures Budg Approp	0.0	
Other Operating Expenditures Excluded from Cost Allocati	0.0	
Risk Management Charges To State Agency	0.0	
Risk Management Deductible - Indemnity	0.0	
Risk Management Deductible - Legal	0.0	
Risk Management Deductible - Medical	0.0	
Risk Management Deductible - Other	0.0	
Gen Liab- Non Physical-Taxable- Self Ins	0.0	
Gross Proceeds Payments To Attorneys	0.0	
General Liability- Non-Taxable- Self Ins	0.0	
Medical Malpractice - Self-Insured	0.0	
Automobile Liability - Self Insured	0.0	
General Property Damage - Self- Insured	0.0	
Automobile Physical Damage-Self Insured	0.0	
Liability Insurance Premiums	0.0	
Property Insurance Premiums	0.0	
Workers Compensation Benefit Payments	0.0	
Self Insurance - Administrative Fees	0.0	
Self Insurance - Premiums	0.0	
Self Insurance - Claim Payments	0.0	
Self Insurance - Pharmacy Claims	0.0	
Premium Tax On Altcs	0.0	
Other Insurance-Related Charges	0.0	
Internal Service Data Processing	0.0	
Internal Service Data Proc- Pc/Lan	0.0	
External Programming-Mainframe/Legacy	0.0	
External Programming- Pc/Lan/Serv/Web	0.0	
External Data Entry	0.0	
Othr External Data Proc-Mainframe/Legacy	0.0	
Othr External Data Proc-Pc/Lan/Serv/Web	0.0	
Pmt for AFIS Development & Usage	0.0	
Internal Service Telecommunications	0.0	
External Telecom Long Distance-In-State	0.0	

Program Expenditure Schedule

Agency:	Department of Transportation
Program:	SLI Preventative Surface Treatments

	FY 2021 Actual	FY 2022 Expd. Plan
External Telecom Long Distance-Out-State	0.0	
Other External Telecommunication Service	0.0	
Electricity	0.0	
Sanitation Waste Disposal	0.0	
Water	0.0	
Gas And Fuel Oil For Buildings	0.0	
Other Utilities	0.0	
Building Rent Charges To State Agencies	0.0	
Priv Lease To Own Bld Rent Chrgs To Agy	0.0	
Cert Of Part Bld Rent Chrgs To Agy	0.0	
Rental Of Land And Buildings	0.0	
Rental Of Computer Equipment	0.0	
Rental Of Other Machinery And Equipment	438.6	
Miscellaneous Rent	0.0	
Interest On Overdue Payments	0.0	
All Other Interest Payments	0.0	
Internal Acct/Budg/Financial Svcs	0.0	
Other Internal Services	0.0	
Repair And Maintenance - Buildings	0.0	
Repair And Maintenance - Vehicles	0.0	
Repair And Maint - Mainframe And Legacy	0.0	
Repair And Maint-Pc/Lan/Serv/Web	0.0	
Repair And Maintenance - Other Equipment	0.0	
Other Repair And Maintenance	31,368.6	
Software Support And Maintenance	0.0	
Uniforms	0.0	
Inmate Clothing	0.0	
Security Supplies	0.0	
Office Supplies	0.0	
Computer Supplies	0.0	
Housekeeping Supplies	0.0	
Bedding And Bath Supplies	0.0	
Drugs And Medicine Supplies	0.0	
Medical Supplies	0.0	
Dental Supplies	0.0	
Automotive And Transportation Fuels	0.0	
Automotive Lubricants And Supplies	0.0	
Rpr And Maint Supplies-Not Auto Or Build	345.2	
Repair And Maintenance Supplies-Building	0.0	
Other Operating Supplies	0.0	
Publications	0.0	
Aggregate Withheld Or Paid Commissions	0.0	
Lottery Prizes	0.0	
Lottery Distribution Costs	0.0	
Material for Further Processing	0.0	
Other Resale Supplies	0.0	
Loss On Sales Of Capital Assets	0.0	
Loss on Sales of Investments	0.0	
Employee Tuition Reimbursement-Graduate	0.0	
Employee Tuition Reimb Under-Grad/Other	0.0	
Conference Registration-Attendance Fees	0.0	

Program Expenditure Schedule

Agency:	Department of Transportation
Program:	SLI Preventative Surface Treatments

	FY 2021 Actual	FY 2022 Expd. Plan
Other Education And Training Costs	0.0	
Advertising	0.0	
Sponsorships	0.0	
Internal Printing	0.0	
External Printing	0.0	
Photography	0.0	
Postage And Delivery	0.0	
Document shredding and Destruction Services	0.0	
Translation and Sign Language Services	0.0	
Distribution To State Universities	0.0	
Other Intrastate Distributions	0.0	
Awards	0.0	
Entertainment And Promotional Items	0.0	
Dues	0.0	
Books- Subscriptions And Publications	0.0	
Costs For Digital Image Or Microfilm	0.0	
Revolving Fund Advances	0.0	
Credit Card Fees Over Approved Limit	0.0	
Relief Bill Expenditures	0.0	
Surplus Property Distr To State Agencies	0.0	
Security Services	0.0	
Judgments - Damages	0.0	
ICA Payments to Claimants Confidential	0.0	
Jdgmnt-Confidential Restitution To Indiv	0.0	
Judgments - Non-Confidential Restitution	0.0	
Judgments - Punitive And Compensatory	0.0	
Pmts Made to Resolve/Disputes/Avoid Costs of Litigation	0.0	
Pmts For Contracted State Inmate Labor	0.0	
Payments To State Inmates	0.0	
Bad Debt Expense	0.0	
Interview Expense	0.0	
Employee Relocations-Nontaxable	0.0	
Employee Relocations-Taxable	0.0	
Non-Confidential Invest/Legal/Law Enf	0.0	
Conf/Sensitive Invest/Legal/Undercover	0.0	
Fingerprinting, Background Checks, Etc.	0.0	
Other Miscellaneous Operating	0.0	
Expenditure Category Total	32,152.5	35,084.5
Appropriated		
DT2030-A State Highway Fund (Appropriated)	32,152.5	35,084.5
	32,152.5	35,084.5
Fund Source Total	32,152.5	35,084.5
Current Year Expenditures		0.0
Capital Equipment Budget And Approp	0.0	
Vehicles Capital Purchase	0.0	
Vehicles Capital Leases	0.0	
Furniture Capital Purchase	0.0	
Depreciable Works Of Art & Hist Treas/Coll Capital Purcha	0.0	
Non Depr Works Of Art & Hist Treas/Coll Cap Purchase	0.0	
Furniture Capital Leases	0.0	

Program Expenditure Schedule

Agency:	Department of Transportation
Program:	SLI Preventative Surface Treatments

	FY 2021 Actual	FY 2022 Expd. Plan
Computer Equipment Capital Purchase	0.0	
Computer Equipment Capital Lease	0.0	
Telecommunication Equip-Capital Purchase	0.0	
Telecommunication Equip-Capital Lease	0.0	
Other Equipment Capital Purchase	0.0	
Other Equipment Capital Leases	0.0	
Purchased Or Licensed Software-Website	0.0	
Internally Generated Software-Website	0.0	
Development in Progress	0.0	
Right-Of-Way/Easement/Extraction Rights	0.0	
Oth Int Assets purchased, licensed or internally generate	0.0	
Other intangible assets acquired by capital lease	0.0	
Other Capital Asset Purchases	0.0	
Leasehold Improvement-Capital Purchase	0.0	
Other Capital Asset Leases	0.0	
Non-Capital Equip Budget And Approp	0.0	
Vehicles Non-Capital Purchase	0.0	
Vehicles Non-Capital Leases	0.0	
Furniture Non-Capital Purchase	0.0	
Works Of Art And Hist Treas-Non Capital	0.0	
Furniture Non-Capital Leases	0.0	
Computer Equipment Non-Capital Purchase	0.0	
Computer Equipment Non-Capital Lease	0.0	
Telecomm Equip Non-Capital Purchase	0.0	
Telecomm Equip Non-Capital Leases	0.0	
Other Equipment Non-Capital Purchase	0.0	
Weapons Non-Capital Purchase	0.0	
Other Equipment Non-Capital Lease	0.0	
Purchased Or Licensed Software/Website	0.0	
Internally Generated Software/Website	0.0	
LICENSES AND PERMITS	0.0	
Right-Of-Way/Easement/Extraction Exp	0.0	
Other Intangible Assets - Purchased, Licensed or Internall	0.0	
Noncapital Software/Web By Capital Lease	0.0	
Other Intangible Assets Acquired by Capital Lease	0.0	
Other Long Lived Tangible Assets to be Expenses	0.0	
Non-Capital Equipment Excluded from Cost Allocation	0.0	
Expenditure Category Total	0.0	0.0
<hr/>		
Capital Outlay	0.0	0.0
Expenditure Category Total	0.0	0.0
<hr/>		
Debt Service	0.0	0.0
Expenditure Category Total	0.0	0.0
<hr/>		
Cost Allocation	0.0	0.0
Expenditure Category Total	0.0	0.0
<hr/>		
Transfers	0.0	0.0

Program Expenditure Schedule

Agency:	Department of Transportation
Program:	SLI Preventative Surface Treatments

	FY 2021 Actual	FY 2022 Expd. Plan
Expenditure Category Total	0.0	0.0

Employee Retirement Coverage

Retirement System	FTE	Personal Services	Fund#
Arizona State Retirement System	0.0	751.7	DT2030-A

Program Summary of Expenditures and Budget Request

Agency:	Department of Transportation
Program:	Motor Vehicle Division

		FY 2021 Actual	FY 2022 Expd. Plan	FY 2023 Fund. Issue	FY 2023 Total Request
Program Summary					
3-1	Customer Services	79,193.7	82,884.3	5,590.0	88,474.3
3-2	Motor Vehicle Enforcement Services	26,025.8	25,529.6	1,159.5	26,689.1
3-5	SLI Authorized Third Parties	1,802.1	2,104.4	0.0	2,104.4
Program Summary Total:		107,021.6	110,518.3	6,749.5	117,267.8
Expenditure Categories					
0000	FTE Positions	1,139.3	0.0	83.0	83.0
6000	Personal Services	48,191.5	47,614.4	2,817.8	50,432.2
6100	Employee Related Expenses	22,134.3	23,362.1	1,655.6	25,017.7
6200	Professional and Outside Services	1,328.0	2,213.5	0.0	2,213.5
6500	Travel In-State	113.1	223.4	0.0	223.4
6600	Travel Out of State	1.4	12.4	0.0	12.4
6700	Food	3.1	0.7	0.0	0.7
6800	Aid to Organizations and Individuals	4,571.5	5,257.1	0.0	5,257.1
7000	Other Operating Expenses	29,008.6	31,223.5	1,277.6	32,501.1
8000	Equipment	847.0	610.0	998.5	1,608.5
8100	Capital Outlay	823.1	1.2	0.0	1.2
8600	Debt Service	0.0	0.0	0.0	0.0
9000	Cost Allocation	0.0	0.0	0.0	0.0
9100	Transfers	0.0	0.0	0.0	0.0
Expenditure Categories Total:		107,021.6	110,518.3	6,749.5	117,267.8
Fund Source					
Appropriated Funds					
DT2030-A	State Highway Fund (Appropriated)	87,967.1	94,690.6	5,751.0	100,441.6
DT2108-A	Safety Enforcement and Transportation Infrastruc	316.1	0.0	0.0	0.0
DT2208-A	Ignition Interlock Device Fund (Appropriated)	296.9	351.1	0.0	351.1
DT2226-A	Air Quality Fund (Appropriated)	183.6	73.4	0.0	73.4
DT2272-A	Vehicle Inspection and Certificate of Title Enforce	1,369.4	2,093.8	(300.0)	1,793.8
DT2285-A	Motor Vehicle Liability Insurance Enforcement Fu	1,692.1	1,771.0	1,298.5	3,069.5
DT3113-A	Highway User Revenue Fund (Appropriated)	649.0	684.7	0.0	684.7
		92,474.2	99,664.6	6,749.5	106,414.1
Non-Appropriated Funds					
DT2030-N	State Highway Fund (Non-Appropriated)	5,666.9	4,600.6	0.0	4,600.6
DT2150-N	Abandoned Vehicles Administration Fund (Non-App	1,428.2	1,000.0	0.0	1,000.0
DT2380-N	Motor Carrier Safety Revolving Fund (Non-Approp	7.6	0.5	0.0	0.5

Program Summary of Expenditures and Budget Request

Agency:	Department of Transportation
Program:	Motor Vehicle Division

	FY 2021 Actual	FY 2022 Expd. Plan	FY 2023 Fund. Issue	FY 2023 Total Request
DT2414-N Shared Location & Advertisement Agreement Exp	0.2	0.0	0.0	0.0
DT2650-N Statewide Special Plates Fund (Non-Appropriated)	4,567.5	5,252.6	0.0	5,252.6
DT2975-N Title VI - Coronavirus Relief Fund - NEW (Non-Ap	2,877.1	0.0	0.0	0.0
	14,547.4	10,853.7	0.0	10,853.7
Fund Source Total:	107,021.6	110,518.3	6,749.5	117,267.8

Program Group Summary of Expenditures and Budget Request for Selected Funds

Agency:	Department of Transportation
Program:	Motor Vehicle Division

	FY 2021 Actual	FY 2022 Expd. Plan	FY 2023 Fund. Issue	FY 2023 Total Request
--	-------------------	-----------------------	------------------------	--------------------------

Fund:	DT2030-A State Highway Fund (Appropriated)
--------------	--

Program Expenditures

	COST CENTER/PROGRAM BUDGET UNIT				
3-1	Customer Services	67,157.1	70,872.0	5,590.0	76,462.0
3-2	Motor Vehicle Enforcement Services	19,359.5	22,116.9	161.0	22,277.9
3-5	SLI Authorized Third Parties	1,450.5	1,701.7	0.0	1,701.7
	Total	87,967.1	94,690.6	5,751.0	100,441.6

Appropriated Funding

Expenditure Categories

FTE Positions	1,072.3	0.0	83.0	83.0
Personal Services	43,413.2	44,671.3	2,817.8	47,489.1
Employee Related Expenses	20,173.8	21,876.0	1,655.6	23,531.6
Professional and Outside Services	1,100.5	2,213.5	0.0	2,213.5
Travel In-State	109.0	219.1	0.0	219.1
Travel Out of State	1.4	10.4	0.0	10.4
Food	3.1	0.7	0.0	0.7
Aid to Organizations and Individuals	1.5	4.5	0.0	4.5
Other Operating Expenses	22,328.7	25,097.0	1,277.6	26,374.6
Equipment	797.7	597.5	0.0	597.5
Capital Outlay	38.2	0.6	0.0	0.6
Debt Service	0.0	0.0	0.0	0.0
Cost Allocation	0.0	0.0	0.0	0.0
Transfers	0.0	0.0	0.0	0.0
Expenditure Categories Total:	87,967.1	94,690.6	5,751.0	100,441.6
Fund DT2030-A Total:	87,967.1	94,690.6	5,751.0	100,441.6

Program Group Summary of Expenditures and Budget Request for Selected Funds

Agency:	Department of Transportation
Program:	Motor Vehicle Division

	FY 2021 Actual	FY 2022 Expd. Plan	FY 2023 Fund. Issue	FY 2023 Total Request
--	-------------------	-----------------------	------------------------	--------------------------

Fund:	DT2030-N State Highway Fund (Non-Appropriated)
--------------	--

Program Expenditures

COST CENTER/PROGRAM BUDGET UNIT

3-1	Customer Services	4,882.2	4,600.0	0.0	4,600.0
3-2	Motor Vehicle Enforcement Services	784.6	0.6	0.0	0.6
	Total	5,666.9	4,600.6	0.0	4,600.6

Non-Appropriated Funding

Expenditure Categories

FTE Positions	10.0	0.0	0.0	0.0
Personal Services	0.0	0.0	0.0	0.0
Employee Related Expenses	0.0	0.0	0.0	0.0
Professional and Outside Services	0.0	0.0	0.0	0.0
Travel In-State	0.0	0.0	0.0	0.0
Travel Out of State	0.0	0.0	0.0	0.0
Food	0.0	0.0	0.0	0.0
Aid to Organizations and Individuals	0.0	0.0	0.0	0.0
Other Operating Expenses	4,881.9	4,600.0	0.0	4,600.0
Equipment	0.0	0.0	0.0	0.0
Capital Outlay	784.9	0.6	0.0	0.6
Debt Service	0.0	0.0	0.0	0.0
Cost Allocation	0.0	0.0	0.0	0.0
Transfers	0.0	0.0	0.0	0.0

Expenditure Categories Total:	5,666.9	4,600.6	0.0	4,600.6
--------------------------------------	---------	---------	-----	---------

Fund DT2030-N Total:	5,666.9	4,600.6	0.0	4,600.6
-----------------------------	---------	---------	-----	---------

Program Group Summary of Expenditures and Budget Request for Selected Funds

Agency:	Department of Transportation
Program:	Motor Vehicle Division

	FY 2021 Actual	FY 2022 Expd. Plan	FY 2023 Fund. Issue	FY 2023 Total Request
--	-------------------	-----------------------	------------------------	--------------------------

Fund: DT2108-A Safety Enforcement and Transportation Infrastructure Fund (Appropriated)

Program Expenditures

COST CENTER/PROGRAM BUDGET UNIT

3-2	Motor Vehicle Enforcement Services	316.1	0.0	0.0	0.0
	Total	316.1	0.0	0.0	0.0

Appropriated Funding

Expenditure Categories

Personal Services	185.2	0.0	0.0	0.0
Employee Related Expenses	88.8	0.0	0.0	0.0
Professional and Outside Services	0.0	0.0	0.0	0.0
Travel In-State	2.2	0.0	0.0	0.0
Travel Out of State	0.0	0.0	0.0	0.0
Food	0.0	0.0	0.0	0.0
Aid to Organizations and Individuals	0.0	0.0	0.0	0.0
Other Operating Expenses	39.8	0.0	0.0	0.0
Equipment	0.2	0.0	0.0	0.0
Capital Outlay	0.0	0.0	0.0	0.0
Debt Service	0.0	0.0	0.0	0.0
Cost Allocation	0.0	0.0	0.0	0.0
Transfers	0.0	0.0	0.0	0.0

Expenditure Categories Total: 316.1 0.0 0.0 0.0

Fund DT2108-A Total: 316.1 0.0 0.0 0.0

Program Group Summary of Expenditures and Budget Request for Selected Funds

Agency:	Department of Transportation
Program:	Motor Vehicle Division

	FY 2021 Actual	FY 2022 Expd. Plan	FY 2023 Fund. Issue	FY 2023 Total Request
--	-------------------	-----------------------	------------------------	--------------------------

Fund:	DT2150-N Abandoned Vehicles Administration Fund (Non-Appropriated)
--------------	--

Program Expenditures

COST CENTER/PROGRAM BUDGET UNIT

3-1	Customer Services	1,428.2	1,000.0	0.0	1,000.0
	Total	1,428.2	1,000.0	0.0	1,000.0

Non-Appropriated Funding

Expenditure Categories

Personal Services	0.0	0.0	0.0	0.0
Employee Related Expenses	0.0	0.0	0.0	0.0
Professional and Outside Services	0.0	0.0	0.0	0.0
Travel In-State	0.0	0.0	0.0	0.0
Travel Out of State	0.0	0.0	0.0	0.0
Food	0.0	0.0	0.0	0.0
Aid to Organizations and Individuals	0.0	0.0	0.0	0.0
Other Operating Expenses	1,428.2	1,000.0	0.0	1,000.0
Equipment	0.0	0.0	0.0	0.0
Capital Outlay	0.0	0.0	0.0	0.0
Debt Service	0.0	0.0	0.0	0.0
Cost Allocation	0.0	0.0	0.0	0.0
Transfers	0.0	0.0	0.0	0.0

Expenditure Categories Total:	1,428.2	1,000.0	0.0	1,000.0
--------------------------------------	---------	---------	-----	---------

Fund DT2150-N Total:	1,428.2	1,000.0	0.0	1,000.0
-----------------------------	---------	---------	-----	---------

Program Group Summary of Expenditures and Budget Request for Selected Funds

Agency:	Department of Transportation
Program:	Motor Vehicle Division

	FY 2021 Actual	FY 2022 Expd. Plan	FY 2023 Fund. Issue	FY 2023 Total Request
--	-------------------	-----------------------	------------------------	--------------------------

Fund:	DT2208-A Ignition Interlock Device Fund (Appropriated)
--------------	--

Program Expenditures

COST CENTER/PROGRAM BUDGET UNIT

3-1	Customer Services	296.9	351.1	0.0	351.1
	Total	296.9	351.1	0.0	351.1

Appropriated Funding

Expenditure Categories

FTE Positions	6.0	0.0	0.0	0.0
Personal Services	186.9	236.6	0.0	236.6
Employee Related Expenses	108.2	113.0	0.0	113.0
Professional and Outside Services	0.0	0.0	0.0	0.0
Travel In-State	0.0	0.1	0.0	0.1
Travel Out of State	0.0	0.0	0.0	0.0
Food	0.0	0.0	0.0	0.0
Aid to Organizations and Individuals	0.0	0.0	0.0	0.0
Other Operating Expenses	1.9	1.4	0.0	1.4
Equipment	0.0	0.0	0.0	0.0
Capital Outlay	0.0	0.0	0.0	0.0
Debt Service	0.0	0.0	0.0	0.0
Cost Allocation	0.0	0.0	0.0	0.0
Transfers	0.0	0.0	0.0	0.0

Expenditure Categories Total:	296.9	351.1	0.0	351.1
--------------------------------------	-------	-------	-----	-------

Fund DT2208-A Total:	296.9	351.1	0.0	351.1
-----------------------------	-------	-------	-----	-------

Program Group Summary of Expenditures and Budget Request for Selected Funds

Agency:	Department of Transportation
Program:	Motor Vehicle Division

	FY 2021 Actual	FY 2022 Expd. Plan	FY 2023 Fund. Issue	FY 2023 Total Request
--	-------------------	-----------------------	------------------------	--------------------------

Fund:	DT2226-A Air Quality Fund (Appropriated)
--------------	--

Program Expenditures

COST CENTER/PROGRAM BUDGET UNIT

3-1	Customer Services	183.6	73.4	0.0	73.4
	Total	183.6	73.4	0.0	73.4

Appropriated Funding

Expenditure Categories

Personal Services	0.0	0.0	0.0	0.0
Employee Related Expenses	0.0	0.0	0.0	0.0
Professional and Outside Services	0.0	0.0	0.0	0.0
Travel In-State	0.0	0.0	0.0	0.0
Travel Out of State	0.0	0.0	0.0	0.0
Food	0.0	0.0	0.0	0.0
Aid to Organizations and Individuals	0.0	0.0	0.0	0.0
Other Operating Expenses	183.6	73.4	0.0	73.4
Equipment	0.0	0.0	0.0	0.0
Capital Outlay	0.0	0.0	0.0	0.0
Debt Service	0.0	0.0	0.0	0.0
Cost Allocation	0.0	0.0	0.0	0.0
Transfers	0.0	0.0	0.0	0.0

Expenditure Categories Total:	183.6	73.4	0.0	73.4
--------------------------------------	-------	------	-----	------

Fund DT2226-A Total:	183.6	73.4	0.0	73.4
-----------------------------	-------	------	-----	------

Program Group Summary of Expenditures and Budget Request for Selected Funds

Agency:	Department of Transportation
Program:	Motor Vehicle Division

	FY 2021 Actual	FY 2022 Expd. Plan	FY 2023 Fund. Issue	FY 2023 Total Request
--	-------------------	-----------------------	------------------------	--------------------------

Fund: DT2272-A Vehicle Inspection and Certificate of Title Enforcement Fund (Appropriated)

Program Expenditures

COST CENTER/PROGRAM BUDGET UNIT

3-1	Customer Services	0.0	0.0	0.0	0.0
3-2	Motor Vehicle Enforcement Services	1,293.9	2,000.6	(300.0)	1,700.6
3-5	SLI Authorized Third Parties	75.5	93.2	0.0	93.2
Total		1,369.4	2,093.8	(300.0)	1,793.8

Appropriated Funding

Expenditure Categories

FTE Positions	25.0	0.0	0.0	0.0
Personal Services	896.0	1,344.7	(215.0)	1,129.7
Employee Related Expenses	406.8	664.4	(85.0)	579.4
Professional and Outside Services	0.0	0.0	0.0	0.0
Travel In-State	0.7	0.0	0.0	0.0
Travel Out of State	0.0	0.0	0.0	0.0
Food	0.0	0.0	0.0	0.0
Aid to Organizations and Individuals	0.0	0.0	0.0	0.0
Other Operating Expenses	52.2	72.7	0.0	72.7
Equipment	13.7	12.0	0.0	12.0
Capital Outlay	0.0	0.0	0.0	0.0
Debt Service	0.0	0.0	0.0	0.0
Cost Allocation	0.0	0.0	0.0	0.0
Transfers	0.0	0.0	0.0	0.0

Expenditure Categories Total: 1,369.4 2,093.8 (300.0) 1,793.8

Fund DT2272-A Total: 1,369.4 2,093.8 (300.0) 1,793.8

Program Group Summary of Expenditures and Budget Request for Selected Funds

Agency:	Department of Transportation
Program:	Motor Vehicle Division

	FY 2021 Actual	FY 2022 Expd. Plan	FY 2023 Fund. Issue	FY 2023 Total Request
--	-------------------	-----------------------	------------------------	--------------------------

Fund:	DT2285-A Motor Vehicle Liability Insurance Enforcement Fund (Appropriated)
--------------	--

Program Expenditures

COST CENTER/PROGRAM BUDGET UNIT

3-1	Customer Services	678.0	735.2	0.0	735.2
3-2	Motor Vehicle Enforcement Services	930.0	935.9	1,298.5	2,234.4
3-5	SLI Authorized Third Parties	84.1	99.9	0.0	99.9
Total		1,692.1	1,771.0	1,298.5	3,069.5

Appropriated Funding

Expenditure Categories

FTE Positions	19.0	0.0	0.0	0.0
Personal Services	958.1	974.4	215.0	1,189.4
Employee Related Expenses	448.8	488.0	85.0	573.0
Professional and Outside Services	227.3	0.0	0.0	0.0
Travel In-State	0.0	1.5	0.0	1.5
Travel Out of State	0.0	1.0	0.0	1.0
Food	0.0	0.0	0.0	0.0
Aid to Organizations and Individuals	2.5	0.0	0.0	0.0
Other Operating Expenses	42.1	306.1	0.0	306.1
Equipment	13.1	0.0	998.5	998.5
Capital Outlay	0.0	0.0	0.0	0.0
Debt Service	0.0	0.0	0.0	0.0
Cost Allocation	0.0	0.0	0.0	0.0
Transfers	0.0	0.0	0.0	0.0

Expenditure Categories Total:	1,692.1	1,771.0	1,298.5	3,069.5
--------------------------------------	---------	---------	---------	---------

Fund DT2285-A Total:	1,692.1	1,771.0	1,298.5	3,069.5
-----------------------------	---------	---------	---------	---------

Program Group Summary of Expenditures and Budget Request for Selected Funds

Agency:	Department of Transportation
Program:	Motor Vehicle Division

	FY 2021 Actual	FY 2022 Expd. Plan	FY 2023 Fund. Issue	FY 2023 Total Request
--	-------------------	-----------------------	------------------------	--------------------------

Fund:	DT2380-N Motor Carrier Safety Revolving Fund (Non-Appropriated)
--------------	---

Program Expenditures

COST CENTER/PROGRAM BUDGET UNIT

3-2	Motor Vehicle Enforcement Services	7.6	0.5	0.0	0.5
	Total	7.6	0.5	0.0	0.5

Non-Appropriated Funding

Expenditure Categories

Personal Services	0.0	0.0	0.0	0.0
Employee Related Expenses	0.0	0.0	0.0	0.0
Professional and Outside Services	0.0	0.0	0.0	0.0
Travel In-State	0.0	0.0	0.0	0.0
Travel Out of State	0.0	0.0	0.0	0.0
Food	0.0	0.0	0.0	0.0
Aid to Organizations and Individuals	0.0	0.0	0.0	0.0
Other Operating Expenses	2.3	0.0	0.0	0.0
Equipment	5.3	0.5	0.0	0.5
Capital Outlay	0.0	0.0	0.0	0.0
Debt Service	0.0	0.0	0.0	0.0
Cost Allocation	0.0	0.0	0.0	0.0
Transfers	0.0	0.0	0.0	0.0

Expenditure Categories Total:	7.6	0.5	0.0	0.5
--------------------------------------	-----	-----	-----	-----

Fund DT2380-N Total:	7.6	0.5	0.0	0.5
-----------------------------	-----	-----	-----	-----

Program Group Summary of Expenditures and Budget Request for Selected Funds

Agency:	Department of Transportation
Program:	Motor Vehicle Division

	FY 2021 Actual	FY 2022 Expd. Plan	FY 2023 Fund. Issue	FY 2023 Total Request
--	-------------------	-----------------------	------------------------	--------------------------

Fund:	DT2414-N Shared Location & Advertisement Agreement Expense (Non-Appropriated)
--------------	---

Program Expenditures

COST CENTER/PROGRAM BUDGET UNIT					
3-1	Customer Services	0.2	0.0	0.0	0.0
	Total	0.2	0.0	0.0	0.0

Non-Appropriated Funding

Expenditure Categories

Personal Services	0.0	0.0	0.0	0.0
Employee Related Expenses	0.0	0.0	0.0	0.0
Professional and Outside Services	0.0	0.0	0.0	0.0
Travel In-State	0.0	0.0	0.0	0.0
Travel Out of State	0.0	0.0	0.0	0.0
Food	0.0	0.0	0.0	0.0
Aid to Organizations and Individuals	0.0	0.0	0.0	0.0
Other Operating Expenses	0.0	0.0	0.0	0.0
Equipment	0.2	0.0	0.0	0.0
Capital Outlay	0.0	0.0	0.0	0.0
Debt Service	0.0	0.0	0.0	0.0
Cost Allocation	0.0	0.0	0.0	0.0
Transfers	0.0	0.0	0.0	0.0
Expenditure Categories Total:	0.2	0.0	0.0	0.0
Fund DT2414-N Total:	0.2	0.0	0.0	0.0

Program Group Summary of Expenditures and Budget Request for Selected Funds

Agency:	Department of Transportation
Program:	Motor Vehicle Division

	FY 2021 Actual	FY 2022 Expd. Plan	FY 2023 Fund. Issue	FY 2023 Total Request
--	-------------------	-----------------------	------------------------	--------------------------

Fund:	DT2650-N Statewide Special Plates Fund (Non-Appropriated)
--------------	---

Program Expenditures

COST CENTER/PROGRAM BUDGET UNIT

3-1	Customer Services	4,567.5	5,252.6	0.0	5,252.6
	Total	4,567.5	5,252.6	0.0	5,252.6

Non-Appropriated Funding

Expenditure Categories

Personal Services	0.0	0.0	0.0	0.0
Employee Related Expenses	0.0	0.0	0.0	0.0
Professional and Outside Services	0.0	0.0	0.0	0.0
Travel In-State	0.0	0.0	0.0	0.0
Travel Out of State	0.0	0.0	0.0	0.0
Food	0.0	0.0	0.0	0.0
Aid to Organizations and Individuals	4,567.5	5,252.6	0.0	5,252.6
Other Operating Expenses	0.0	0.0	0.0	0.0
Equipment	0.0	0.0	0.0	0.0
Capital Outlay	0.0	0.0	0.0	0.0
Debt Service	0.0	0.0	0.0	0.0
Cost Allocation	0.0	0.0	0.0	0.0
Transfers	0.0	0.0	0.0	0.0

Expenditure Categories Total:	4,567.5	5,252.6	0.0	5,252.6
--------------------------------------	---------	---------	-----	---------

Fund DT2650-N Total:	4,567.5	5,252.6	0.0	5,252.6
-----------------------------	---------	---------	-----	---------

Program Group Summary of Expenditures and Budget Request for Selected Funds

Agency:	Department of Transportation
Program:	Motor Vehicle Division

	FY 2021 Actual	FY 2022 Expd. Plan	FY 2023 Fund. Issue	FY 2023 Total Request
--	-------------------	-----------------------	------------------------	--------------------------

Fund:	DT2975-N Title VI - Coronavirus Relief Fund - NEW (Non-Appropriated)
--------------	--

Program Expenditures

COST CENTER/PROGRAM BUDGET UNIT

3-2	Motor Vehicle Enforcement Services	2,877.1	0.0	0.0	0.0
	Total	2,877.1	0.0	0.0	0.0

Non-Appropriated Funding

Expenditure Categories

Personal Services	2,148.0	0.0	0.0	0.0
Employee Related Expenses	729.1	0.0	0.0	0.0
Professional and Outside Services	0.0	0.0	0.0	0.0
Travel In-State	0.0	0.0	0.0	0.0
Travel Out of State	0.0	0.0	0.0	0.0
Food	0.0	0.0	0.0	0.0
Aid to Organizations and Individuals	0.0	0.0	0.0	0.0
Other Operating Expenses	0.0	0.0	0.0	0.0
Equipment	0.0	0.0	0.0	0.0
Capital Outlay	0.0	0.0	0.0	0.0
Debt Service	0.0	0.0	0.0	0.0
Cost Allocation	0.0	0.0	0.0	0.0
Transfers	0.0	0.0	0.0	0.0

Expenditure Categories Total:	2,877.1	0.0	0.0	0.0
--------------------------------------	---------	-----	-----	-----

Fund DT2975-N Total:	2,877.1	0.0	0.0	0.0
-----------------------------	---------	-----	-----	-----

Program Group Summary of Expenditures and Budget Request for Selected Funds

Agency:	Department of Transportation
Program:	Motor Vehicle Division

	FY 2021 Actual	FY 2022 Expd. Plan	FY 2023 Fund. Issue	FY 2023 Total Request
--	-------------------	-----------------------	------------------------	--------------------------

Fund:	DT3113-A Highway User Revenue Fund (Appropriated)
--------------	---

Program Expenditures

COST CENTER/PROGRAM BUDGET UNIT

3-1	Customer Services	0.0	0.0	0.0	0.0
3-2	Motor Vehicle Enforcement Services	457.0	475.1	0.0	475.1
3-5	SLI Authorized Third Parties	192.0	209.6	0.0	209.6
	Total	649.0	684.7	0.0	684.7

Appropriated Funding

Expenditure Categories

FTE Positions	7.0	0.0	0.0	0.0
Personal Services	404.0	387.4	0.0	387.4
Employee Related Expenses	178.8	220.7	0.0	220.7
Professional and Outside Services	0.2	0.0	0.0	0.0
Travel In-State	1.2	2.7	0.0	2.7
Travel Out of State	0.0	1.0	0.0	1.0
Food	0.0	0.0	0.0	0.0
Aid to Organizations and Individuals	0.0	0.0	0.0	0.0
Other Operating Expenses	48.1	72.9	0.0	72.9
Equipment	16.7	0.0	0.0	0.0
Capital Outlay	0.0	0.0	0.0	0.0
Debt Service	0.0	0.0	0.0	0.0
Cost Allocation	0.0	0.0	0.0	0.0
Transfers	0.0	0.0	0.0	0.0

Expenditure Categories Total:	649.0	684.7	0.0	684.7
--------------------------------------	-------	-------	-----	-------

Fund DT3113-A Total:	649.0	684.7	0.0	684.7
-----------------------------	-------	-------	-----	-------

Program 3 Total:	107,021.6	110,518.3	6,749.5	117,267.8
-------------------------	-----------	-----------	---------	-----------

Program Budget Unit Summary of Expenditures and Budget Request for All Funds

Agency:	Department of Transportation
Program:	Customer Services

Expenditure Categories		FY 2021	FY 2022	FY 2023	FY 2023
		Actual	Expd. Plan	Fund. Issue	Total Request
0000	FTE	866.0	0.0	83.0	83.0
6000	Personal Services	32,162.8	32,156.9	2,817.8	34,974.7
6100	Employee Related Expenses	15,004.1	15,664.9	1,655.6	17,320.5
6200	Professional and Outside Services	1,183.4	2,000.0	0.0	2,000.0
6500	Travel In-State	37.1	175.1	0.0	175.1
6600	Travel Out of State	0.0	7.5	0.0	7.5
6700	Food	0.0	0.0	0.0	0.0
6800	Aid to Organizations and Individuals	4,567.5	5,252.6	0.0	5,252.6
7000	Other Operating Expenses	26,062.2	27,377.3	1,116.6	28,493.9
8000	Equipment	138.1	250.0	0.0	250.0
8100	Capital Outlay	38.5	0.0	0.0	0.0
8600	Debt Service	0.0	0.0	0.0	0.0
9000	Cost Allocation	0.0	0.0	0.0	0.0
9100	Transfers	0.0	0.0	0.0	0.0
Expenditure Categories Total:		79,193.7	82,884.3	5,590.0	88,474.3

Fund Source					
Appropriated Funds					
DT2030-A	State Highway Fund (Appropriated)	67,157.1	70,872.0	5,590.0	76,462.0
DT2208-A	Ignition Interlock Device Fund (Appropriated)	296.9	351.1	0.0	351.1
DT2226-A	Air Quality Fund (Appropriated)	183.6	73.4	0.0	73.4
DT2272-A	Vehicle Inspection and Certificate of Title Enforce	0.0	0.0	0.0	0.0
DT2285-A	Motor Vehicle Liability Insurance Enforcement Fun	678.0	735.2	0.0	735.2
DT3113-A	Highway User Revenue Fund (Appropriated)	0.0	0.0	0.0	0.0
		68,315.7	72,031.7	5,590.0	77,621.7
Non-Appropriated Funds					
DT2030-N	State Highway Fund (Non-Appropriated)	4,882.2	4,600.0	0.0	4,600.0
DT2150-N	Abandoned Vehicles Administration Fund (Non-Ap	1,428.2	1,000.0	0.0	1,000.0
DT2414-N	Shared Location & Advertisement Agreement Exp	0.2	0.0	0.0	0.0
DT2650-N	Statewide Special Plates Fund (Non-Appropriated)	4,567.5	5,252.6	0.0	5,252.6
		10,878.1	10,852.6	0.0	10,852.6
Fund Source Total:		79,193.7	82,884.3	5,590.0	88,474.3

Program Budget Unit Summary of Expenditures and Budget Request for Selected Funds

Agency: Department of Transportation

FY 2021 Actual	FY 2022 Expd. Plan	FY 2023 Fund. Issue	FY 2023 Total Request
-------------------	-----------------------	------------------------	--------------------------

Program: Customer Services

Fund: DT2030-A State Highway Fund

Appropriated

0000	FTE	851.0	0.0	83.0	83.0
6000	Personal Services	31,681.0	31,584.4	2,817.8	34,402.2
6100	Employee Related Expenses	14,750.0	15,389.2	1,655.6	17,044.8
6200	Professional and Outside Services	956.1	2,000.0	0.0	2,000.0
6500	Travel In-State	37.1	175.0	0.0	175.0
6600	Travel Out of State	0.0	7.5	0.0	7.5
6700	Food	0.0	0.0	0.0	0.0
6800	Aid to Organizations and Individuals	0.0	0.0	0.0	0.0
7000	Other Operating Expenses	19,558.0	21,465.9	1,116.6	22,582.5
8000	Equipment	136.8	250.0	0.0	250.0
8100	Capital Outlay	38.2	0.0	0.0	0.0
8600	Debt Service	0.0	0.0	0.0	0.0
9000	Cost Allocation	0.0	0.0	0.0	0.0
9100	Transfers	0.0	0.0	0.0	0.0

Appropriated Total:		67,157.1	70,872.0	5,590.0	76,462.0
----------------------------	--	----------	----------	---------	----------

Fund Total:		67,157.1	70,872.0	5,590.0	76,462.0
--------------------	--	----------	----------	---------	----------

Fund: DT2030-N State Highway Fund

Non-Appropriated

6000	Personal Services	0.0	0.0	0.0	0.0
6100	Employee Related Expenses	0.0	0.0	0.0	0.0
6200	Professional and Outside Services	0.0	0.0	0.0	0.0
6500	Travel In-State	0.0	0.0	0.0	0.0
6600	Travel Out of State	0.0	0.0	0.0	0.0
6700	Food	0.0	0.0	0.0	0.0
6800	Aid to Organizations and Individuals	0.0	0.0	0.0	0.0
7000	Other Operating Expenses	4,881.9	4,600.0	0.0	4,600.0
8000	Equipment	0.0	0.0	0.0	0.0
8100	Capital Outlay	0.3	0.0	0.0	0.0

Program Budget Unit Summary of Expenditures and Budget Request for Selected Funds

Agency: Department of Transportation

FY 2021 Actual	FY 2022 Expd. Plan	FY 2023 Fund. Issue	FY 2023 Total Request
-------------------	-----------------------	------------------------	--------------------------

Program: Customer Services

Fund: DT2030-N State Highway Fund

Non-Appropriated

8600 Debt Service	0.0	0.0	0.0	0.0
9000 Cost Allocation	0.0	0.0	0.0	0.0
9100 Transfers	0.0	0.0	0.0	0.0

Non-Appropriated Total:	4,882.2	4,600.0	0.0	4,600.0
--------------------------------	---------	---------	-----	---------

Fund Total:	4,882.2	4,600.0	0.0	4,600.0
--------------------	---------	---------	-----	---------

Fund: DT2150-N Abandoned Vehicles Administration Fund

Non-Appropriated

6000 Personal Services	0.0	0.0	0.0	0.0
6100 Employee Related Expenses	0.0	0.0	0.0	0.0
6200 Professional and Outside Services	0.0	0.0	0.0	0.0
6500 Travel In-State	0.0	0.0	0.0	0.0
6600 Travel Out of State	0.0	0.0	0.0	0.0
6700 Food	0.0	0.0	0.0	0.0
6800 Aid to Organizations and Individuals	0.0	0.0	0.0	0.0
7000 Other Operating Expenses	1,428.2	1,000.0	0.0	1,000.0
8000 Equipment	0.0	0.0	0.0	0.0
8100 Capital Outlay	0.0	0.0	0.0	0.0
8600 Debt Service	0.0	0.0	0.0	0.0
9000 Cost Allocation	0.0	0.0	0.0	0.0
9100 Transfers	0.0	0.0	0.0	0.0

Non-Appropriated Total:	1,428.2	1,000.0	0.0	1,000.0
--------------------------------	---------	---------	-----	---------

Fund Total:	1,428.2	1,000.0	0.0	1,000.0
--------------------	---------	---------	-----	---------

Fund: DT2208-A Ignition Interlock Device Fund

Appropriated

0000 FTE	6.0	0.0	0.0	0.0
6000 Personal Services	186.9	236.6	0.0	236.6
6100 Employee Related Expenses	108.2	113.0	0.0	113.0

Program Budget Unit Summary of Expenditures and Budget Request for Selected Funds

Agency: Department of Transportation

FY 2021 Actual	FY 2022 Expd. Plan	FY 2023 Fund. Issue	FY 2023 Total Request
-------------------	-----------------------	------------------------	--------------------------

Program: Customer Services

Fund: DT2208-A Ignition Interlock Device Fund

Appropriated

6200 Professional and Outside Services	0.0	0.0	0.0	0.0
6500 Travel In-State	0.0	0.1	0.0	0.1
6600 Travel Out of State	0.0	0.0	0.0	0.0
6700 Food	0.0	0.0	0.0	0.0
6800 Aid to Organizations and Individuals	0.0	0.0	0.0	0.0
7000 Other Operating Expenses	1.9	1.4	0.0	1.4
8000 Equipment	0.0	0.0	0.0	0.0
8100 Capital Outlay	0.0	0.0	0.0	0.0
8600 Debt Service	0.0	0.0	0.0	0.0
9000 Cost Allocation	0.0	0.0	0.0	0.0
9100 Transfers	0.0	0.0	0.0	0.0

Appropriated Total:	296.9	351.1	0.0	351.1
----------------------------	-------	-------	-----	-------

Fund Total:	296.9	351.1	0.0	351.1
--------------------	-------	-------	-----	-------

Fund: DT2226-A Air Quality Fund

Appropriated

6000 Personal Services	0.0	0.0	0.0	0.0
6100 Employee Related Expenses	0.0	0.0	0.0	0.0
6200 Professional and Outside Services	0.0	0.0	0.0	0.0
6500 Travel In-State	0.0	0.0	0.0	0.0
6600 Travel Out of State	0.0	0.0	0.0	0.0
6700 Food	0.0	0.0	0.0	0.0
6800 Aid to Organizations and Individuals	0.0	0.0	0.0	0.0
7000 Other Operating Expenses	183.6	73.4	0.0	73.4
8000 Equipment	0.0	0.0	0.0	0.0
8100 Capital Outlay	0.0	0.0	0.0	0.0
8600 Debt Service	0.0	0.0	0.0	0.0
9000 Cost Allocation	0.0	0.0	0.0	0.0
9100 Transfers	0.0	0.0	0.0	0.0

Program Budget Unit Summary of Expenditures and Budget Request for Selected Funds

Agency: Department of Transportation

FY 2021 Actual	FY 2022 Expd. Plan	FY 2023 Fund. Issue	FY 2023 Total Request
-------------------	-----------------------	------------------------	--------------------------

Program: Customer Services

Fund: DT2226-A Air Quality Fund

Appropriated

Appropriated Total:

183.6	73.4	0.0	73.4
-------	------	-----	------

Fund Total:

183.6	73.4	0.0	73.4
-------	------	-----	------

Fund: DT2272-A Vehicle Inspection and Certificate of Title Enforcement Fund

Appropriated

0000 FTE	1.0	0.0	0.0	0.0
6000 Personal Services	0.0	0.0	0.0	0.0
6100 Employee Related Expenses	0.0	0.0	0.0	0.0
6200 Professional and Outside Services	0.0	0.0	0.0	0.0
6500 Travel In-State	0.0	0.0	0.0	0.0
6600 Travel Out of State	0.0	0.0	0.0	0.0
6700 Food	0.0	0.0	0.0	0.0
6800 Aid to Organizations and Individuals	0.0	0.0	0.0	0.0
7000 Other Operating Expenses	0.0	0.0	0.0	0.0
8000 Equipment	0.0	0.0	0.0	0.0
8100 Capital Outlay	0.0	0.0	0.0	0.0
8600 Debt Service	0.0	0.0	0.0	0.0
9000 Cost Allocation	0.0	0.0	0.0	0.0
9100 Transfers	0.0	0.0	0.0	0.0

Appropriated Total:

0.0	0.0	0.0	0.0
-----	-----	-----	-----

Fund Total:

0.0	0.0	0.0	0.0
-----	-----	-----	-----

Fund: DT2285-A Motor Vehicle Liability Insurance Enforcement Fund

Appropriated

0000 FTE	6.0	0.0	0.0	0.0
6000 Personal Services	294.9	335.9	0.0	335.9
6100 Employee Related Expenses	146.0	162.7	0.0	162.7
6200 Professional and Outside Services	227.3	0.0	0.0	0.0
6500 Travel In-State	0.0	0.0	0.0	0.0
6600 Travel Out of State	0.0	0.0	0.0	0.0

Program Budget Unit Summary of Expenditures and Budget Request for Selected Funds

Agency: Department of Transportation

FY 2021 Actual	FY 2022 Expd. Plan	FY 2023 Fund. Issue	FY 2023 Total Request
-------------------	-----------------------	------------------------	--------------------------

Program: Customer Services

Fund: DT2285-A Motor Vehicle Liability Insurance Enforcement Fund

Appropriated

6700 Food	0.0	0.0	0.0	0.0
6800 Aid to Organizations and Individuals	0.0	0.0	0.0	0.0
7000 Other Operating Expenses	8.6	236.6	0.0	236.6
8000 Equipment	1.1	0.0	0.0	0.0
8100 Capital Outlay	0.0	0.0	0.0	0.0
8600 Debt Service	0.0	0.0	0.0	0.0
9000 Cost Allocation	0.0	0.0	0.0	0.0
9100 Transfers	0.0	0.0	0.0	0.0

Appropriated Total:	678.0	735.2	0.0	735.2
----------------------------	-------	-------	-----	-------

Fund Total:	678.0	735.2	0.0	735.2
--------------------	-------	-------	-----	-------

Fund: DT2414-N Shared Location & Advertisement Agreement Expense

Non-Appropriated

6000 Personal Services	0.0	0.0	0.0	0.0
6100 Employee Related Expenses	0.0	0.0	0.0	0.0
6200 Professional and Outside Services	0.0	0.0	0.0	0.0
6500 Travel In-State	0.0	0.0	0.0	0.0
6600 Travel Out of State	0.0	0.0	0.0	0.0
6700 Food	0.0	0.0	0.0	0.0
6800 Aid to Organizations and Individuals	0.0	0.0	0.0	0.0
7000 Other Operating Expenses	0.0	0.0	0.0	0.0
8000 Equipment	0.2	0.0	0.0	0.0
8100 Capital Outlay	0.0	0.0	0.0	0.0
8600 Debt Service	0.0	0.0	0.0	0.0
9000 Cost Allocation	0.0	0.0	0.0	0.0
9100 Transfers	0.0	0.0	0.0	0.0

Non-Appropriated Total:	0.2	0.0	0.0	0.0
--------------------------------	-----	-----	-----	-----

Fund Total:	0.2	0.0	0.0	0.0
--------------------	-----	-----	-----	-----

Program Budget Unit Summary of Expenditures and Budget Request for Selected Funds

Agency: Department of Transportation

FY 2021 Actual	FY 2022 Expd. Plan	FY 2023 Fund. Issue	FY 2023 Total Request
-------------------	-----------------------	------------------------	--------------------------

Program: Customer Services

Fund: DT2650-N Statewide Special Plates Fund

Non-Appropriated

6000 Personal Services	0.0	0.0	0.0	0.0
6100 Employee Related Expenses	0.0	0.0	0.0	0.0
6200 Professional and Outside Services	0.0	0.0	0.0	0.0
6500 Travel In-State	0.0	0.0	0.0	0.0
6600 Travel Out of State	0.0	0.0	0.0	0.0
6700 Food	0.0	0.0	0.0	0.0
6800 Aid to Organizations and Individuals	4,567.5	5,252.6	0.0	5,252.6
7000 Other Operating Expenses	0.0	0.0	0.0	0.0
8000 Equipment	0.0	0.0	0.0	0.0
8100 Capital Outlay	0.0	0.0	0.0	0.0
8600 Debt Service	0.0	0.0	0.0	0.0
9000 Cost Allocation	0.0	0.0	0.0	0.0
9100 Transfers	0.0	0.0	0.0	0.0

Non-Appropriated Total:	4,567.5	5,252.6	0.0	5,252.6
--------------------------------	---------	---------	-----	---------

Fund Total:	4,567.5	5,252.6	0.0	5,252.6
--------------------	---------	---------	-----	---------

Fund: DT3113-A Highway User Revenue Fund

Appropriated

0000 FTE	2.0	0.0	0.0	0.0
6000 Personal Services	0.0	0.0	0.0	0.0
6100 Employee Related Expenses	0.0	0.0	0.0	0.0
6200 Professional and Outside Services	0.0	0.0	0.0	0.0
6500 Travel In-State	0.0	0.0	0.0	0.0
6600 Travel Out of State	0.0	0.0	0.0	0.0
6700 Food	0.0	0.0	0.0	0.0
6800 Aid to Organizations and Individuals	0.0	0.0	0.0	0.0
7000 Other Operating Expenses	0.0	0.0	0.0	0.0
8000 Equipment	0.0	0.0	0.0	0.0
8100 Capital Outlay	0.0	0.0	0.0	0.0

Program Budget Unit Summary of Expenditures and Budget Request for Selected Funds

Agency: Department of Transportation

FY 2021 Actual	FY 2022 Expd. Plan	FY 2023 Fund. Issue	FY 2023 Total Request
-------------------	-----------------------	------------------------	--------------------------

Program: Customer Services

Fund: DT3113-A Highway User Revenue Fund

Appropriated

8600	Debt Service	0.0	0.0	0.0	0.0
9000	Cost Allocation	0.0	0.0	0.0	0.0
9100	Transfers	0.0	0.0	0.0	0.0

Appropriated Total:		0.0	0.0	0.0	0.0
----------------------------	--	-----	-----	-----	-----

Fund Total:		0.0	0.0	0.0	0.0
--------------------	--	-----	-----	-----	-----

Program Total For Selected Funds:		79,193.7	82,884.3	5,590.0	88,474.3
--	--	----------	----------	---------	----------

Program Expenditure Schedule

Agency:	Department of Transportation
Program:	Customer Services

	FY 2021 Actual	FY 2022 Expd. Plan
FTE	866.0	0.0
Expenditure Category Total	866.0	0.0
Appropriated		
DT2030-A State Highway Fund (Appropriated)	851.0	0.0
DT2208-A Ignition Interlock Device Fund (Appropriated)	6.0	0.0
DT2272-A Vehicle Inspection and Certificate of Title Enforcement Fu	1.0	0.0
DT2285-A Motor Vehicle Liability Insurance Enforcement Fund (Appr	6.0	0.0
DT3113-A Highway User Revenue Fund (Appropriated)	2.0	0.0
	866.0	0.0
Fund Source Total	866.0	0.0
Personal Services	32,162.8	32,156.9
Boards and Commissions	0.0	0.0
Expenditure Category Total	32,162.8	32,156.9
Appropriated		
DT2030-A State Highway Fund (Appropriated)	31,681.0	31,584.4
DT2208-A Ignition Interlock Device Fund (Appropriated)	186.9	236.6
DT2285-A Motor Vehicle Liability Insurance Enforcement Fund (Appr	294.9	335.9
	32,162.8	32,156.9
Fund Source Total	32,162.8	32,156.9
Employee Related Expenses	15,004.1	15,664.9
Expenditure Category Total	15,004.1	15,664.9
Appropriated		
DT2030-A State Highway Fund (Appropriated)	14,750.0	15,389.2
DT2208-A Ignition Interlock Device Fund (Appropriated)	108.2	113.0
DT2285-A Motor Vehicle Liability Insurance Enforcement Fund (Appr	146.0	162.7
	15,004.1	15,664.9
Fund Source Total	15,004.1	15,664.9
Professional and Outside Services		2,000.0
External Prof/Outside Serv Budg And Appn	0.0	
External Investment Services	0.0	
Other External Financial Services	0.0	
Attorney General Legal Services	0.0	
External Legal Services	0.4	
External Engineer/Architect Cost - Exp	0.0	
External Engineer/Architect Cost- Cap	0.0	
Other Design	0.0	
Temporary Agency Services	952.1	
Hospital Services	0.0	
Other Medical Services	1.6	
Institutional Care	0.0	
Education And Training	0.0	
Vendor Travel	0.3	
Professional & Outside Services Excluded from Cost Alloca	0.0	
Vendor Travel - Non Reportable	0.0	
External Telecom Consulting Services	0.0	
Costs related to those in custody of the State	0.0	
Non - Confidential Specialist Fees	0.0	

Program Expenditure Schedule

Agency:	Department of Transportation
Program:	Customer Services

	FY 2021 Actual	FY 2022 Expd. Plan
Confidential Specialist Fees	0.0	
Outside Actuarial Costs	0.0	
Other Professional And Outside Services	229.1	
Expenditure Category Total	1,183.4	2,000.0
Appropriated		
DT2030-A State Highway Fund (Appropriated)	956.1	2,000.0
DT2285-A Motor Vehicle Liability Insurance Enforcement Fund (Appr	227.3	0.0
	1,183.4	2,000.0
Fund Source Total	1,183.4	2,000.0
Travel In-State	37.1	175.1
Expenditure Category Total	37.1	175.1
Appropriated		
DT2030-A State Highway Fund (Appropriated)	37.1	175.0
DT2208-A Ignition Interlock Device Fund (Appropriated)	0.0	0.1
	37.1	175.1
Fund Source Total	37.1	175.1
Travel Out of State	0.0	7.5
Expenditure Category Total	0.0	7.5
Appropriated		
DT2030-A State Highway Fund (Appropriated)	0.0	7.5
	0.0	7.5
Fund Source Total	0.0	7.5
Food	0.0	0.0
Expenditure Category Total	0.0	0.0
Aid to Organizations and Individuals	4,567.5	5,252.6
Expenditure Category Total	4,567.5	5,252.6
Non-Appropriated		
DT2650-N Statewide Special Plates Fund (Non-Appropriated)	4,567.5	5,252.6
	4,567.5	5,252.6
Fund Source Total	4,567.5	5,252.6
Other Operating Expenses		27,377.3
Other Operating Expenditures Budg Approp	0.0	
Other Operating Expenditures Excluded from Cost Allocati	0.0	
Risk Management Charges To State Agency	0.0	
Risk Management Deductible - Indemnity	0.0	
Risk Management Deductible - Legal	0.0	
Risk Management Deductible - Medical	0.0	
Risk Management Deductible - Other	0.0	
Gen Liab- Non Physical-Taxable- Self Ins	0.0	
Gross Proceeds Payments To Attorneys	0.0	
General Liability- Non-Taxable- Self Ins	0.0	
Medical Malpractice - Self-Insured	0.0	
Automobile Liability - Self Insured	0.0	
General Property Damage - Self- Insured	0.0	
Automobile Physical Damage-Self Insured	0.0	

Program Expenditure Schedule

Agency:	Department of Transportation
Program:	Customer Services

	FY 2021 Actual	FY 2022 Expd. Plan
Liability Insurance Premiums	0.0	
Property Insurance Premiums	0.0	
Workers Compensation Benefit Payments	0.0	
Self Insurance - Administrative Fees	0.0	
Self Insurance - Premiums	0.0	
Self Insurance - Claim Payments	0.0	
Self Insurance - Pharmacy Claims	0.0	
Premium Tax On Altcs	0.0	
Other Insurance-Related Charges	0.0	
Internal Service Data Processing	160.8	
Internal Service Data Proc- Pc/Lan	0.0	
External Programming-Mainframe/Legacy	475.0	
External Programming- Pc/Lan/Serv/Web	0.0	
External Data Entry	0.0	
Othr External Data Proc-Mainframe/Legacy	0.0	
Othr External Data Proc-Pc/Lan/Serv/Web	2,975.5	
Pmt for AFIS Development & Usage	0.0	
Internal Service Telecommunications	0.0	
External Telecom Long Distance-In-State	91.9	
External Telecom Long Distance-Out-State	0.0	
Other External Telecommunication Service	0.0	
Electricity	0.0	
Sanitation Waste Disposal	32.6	
Water	0.7	
Gas And Fuel Oil For Buildings	0.0	
Other Utilities	0.0	
Building Rent Charges To State Agencies	0.0	
Priv Lease To Own Bld Rent Chrgs To Agy	0.0	
Cert Of Part Bld Rent Chrgs To Agy	0.0	
Rental Of Land And Buildings	335.6	
Rental Of Computer Equipment	0.0	
Rental Of Other Machinery And Equipment	336.1	
Miscellaneous Rent	1,530.1	
Interest On Overdue Payments	0.0	
All Other Interest Payments	0.0	
Internal Acct/Budg/Financial Svcs	0.0	
Other Internal Services	0.0	
Repair And Maintenance - Buildings	967.9	
Repair And Maintenance - Vehicles	1,428.2	
Repair And Maint - Mainframe And Legacy	0.0	
Repair And Maint-Pc/Lan/Serv/Web	0.0	
Repair And Maintenance - Other Equipment	26.7	
Other Repair And Maintenance	0.0	
Software Support And Maintenance	515.7	
Uniforms	5.8	
Inmate Clothing	0.0	
Security Supplies	0.0	
Office Supplies	317.4	
Computer Supplies	90.2	
Housekeeping Supplies	116.4	
Bedding And Bath Supplies	0.0	

Program Expenditure Schedule

Agency:	Department of Transportation
Program:	Customer Services

	FY 2021 Actual	FY 2022 Expd. Plan
Drugs And Medicine Supplies	0.0	
Medical Supplies	10.3	
Dental Supplies	0.0	
Automotive And Transportation Fuels	21.2	
Automotive Lubricants And Supplies	0.0	
Rpr And Maint Supplies-Not Auto Or Build	(1.3)	
Repair And Maintenance Supplies-Building	4.0	
Other Operating Supplies	23.6	
Publications	0.0	
Aggregate Withheld Or Paid Commissions	0.0	
Lottery Prizes	0.0	
Lottery Distribution Costs	0.0	
Material for Further Processing	0.0	
Other Resale Supplies	8,633.8	
Loss On Sales Of Capital Assets	0.0	
Loss on Sales of Investments	0.0	
Employee Tuition Reimbursement-Graduate	0.0	
Employee Tuition Reimb Under-Grad/Other	0.0	
Conference Registration-Attendance Fees	0.0	
Other Education And Training Costs	0.0	
Advertising	1.2	
Sponsorships	0.0	
Internal Printing	0.0	
External Printing	2,230.7	
Photography	0.0	
Postage And Delivery	4,841.5	
Document shredding and Destruction Services	29.4	
Translation and Sign Language Services	4.6	
Distribution To State Universities	0.0	
Other Intrastate Distributions	0.0	
Awards	0.2	
Entertainment And Promotional Items	0.0	
Dues	681.7	
Books- Subscriptions And Publications	16.4	
Costs For Digital Image Or Microfilm	0.0	
Revolving Fund Advances	0.0	
Credit Card Fees Over Approved Limit	0.0	
Relief Bill Expenditures	0.0	
Surplus Property Distr To State Agencies	0.0	
Security Services	0.0	
Judgments - Damages	0.0	
ICA Payments to Claimants Confidential	0.0	
Jdgmnt-Confidential Restitution To Indiv	0.0	
Judgments - Non-Confidential Restitution	0.0	
Judgments - Punitive And Compensatory	0.0	
Pmts Made to Resolve/Disputes/Avoid Costs of Litigation	0.0	
Pmts For Contracted State Inmate Labor	91.0	
Payments To State Inmates	0.0	
Bad Debt Expense	0.0	
Interview Expense	0.0	
Employee Relocations-Nontaxable	0.0	

Program Expenditure Schedule

Agency:	Department of Transportation
Program:	Customer Services

	FY 2021 Actual	FY 2022 Expd. Plan
Employee Relocations-Taxable	0.0	
Non-Confidential Invest/Legal/Law Enf	0.0	
Conf/Sensitive Invest/Legal/Undercover	0.0	
Fingerprinting, Background Checks, Etc.	0.0	
Other Miscellaneous Operating	67.3	
Expenditure Category Total	26,062.2	27,377.3
Appropriated		
DT2030-A State Highway Fund (Appropriated)	19,558.0	21,465.9
DT2208-A Ignition Interlock Device Fund (Appropriated)	1.9	1.4
DT2226-A Air Quality Fund (Appropriated)	183.6	73.4
DT2285-A Motor Vehicle Liability Insurance Enforcement Fund (Appr	8.6	236.6
	19,752.1	21,777.3
Non-Appropriated		
DT2030-N State Highway Fund (Non-Appropriated)	4,881.9	4,600.0
DT2150-N Abandoned Vehicles Administration Fund (Non-Appropriat	1,428.2	1,000.0
	6,310.1	5,600.0
Fund Source Total	26,062.2	27,377.3
Current Year Expenditures		250.0
Capital Equipment Budget And Approp	0.0	
Vehicles Capital Purchase	0.0	
Vehicles Capital Leases	0.0	
Furniture Capital Purchase	0.0	
Depreciable Works Of Art & Hist Treas/Coll Capital Purcha	0.0	
Non Depr Works Of Art & Hist Treas/Coll Cap Purchase	0.0	
Furniture Capital Leases	0.0	
Computer Equipment Capital Purchase	0.0	
Computer Equipment Capital Lease	0.0	
Telecommunication Equip-Capital Purchase	0.0	
Telecommunication Equip-Capital Lease	0.0	
Other Equipment Capital Purchase	0.0	
Other Equipment Capital Leases	0.0	
Purchased Or Licensed Software-Website	0.0	
Internally Generated Software-Website	0.0	
Development in Progress	0.0	
Right-Of-Way/Easement/Extraction Rights	0.0	
Oth Int Assets purchased, licensed or internally generate	0.0	
Other intangible assets acquired by capital lease	0.0	
Other Capital Asset Purchases	0.0	
Leasehold Improvement-Capital Purchase	0.0	
Other Capital Asset Leases	0.0	
Non-Capital Equip Budget And Approp	0.0	
Vehicles Non-Capital Purchase	0.0	
Vehicles Non-Capital Leases	0.0	
Furniture Non-Capital Purchase	34.4	
Works Of Art And Hist Treas-Non Capital	0.0	
Furniture Non-Capital Leases	0.0	
Computer Equipment Non-Capital Purchase	94.5	
Computer Equipment Non-Capital Lease	0.0	
Telecomm Equip Non-Capital Purchase	3.6	
Telecomm Equip Non-Capital Leases	0.0	

Program Expenditure Schedule

Agency:	Department of Transportation
Program:	Customer Services

	FY 2021 Actual	FY 2022 Expd. Plan
Other Equipment Non-Capital Purchase	5.3	
Weapons Non-Capital Purchase	0.0	
Other Equipment Non-Capital Lease	0.0	
Purchased Or Licensed Software/Website	0.3	
Internally Generated Software/Website	0.0	
LICENSES AND PERMITS	0.0	
Right-Of-Way/Easement/Extraction Exp	0.0	
Other Intangible Assets - Purchased, Licensed or Internall	0.0	
Noncapital Software/Web By Capital Lease	0.0	
Other Intangible Assets Acquired by Capital Lease	0.0	
Other Long Lived Tangible Assets to be Expenses	0.0	
Non-Capital Equipment Excluded from Cost Allocation	0.0	
Expenditure Category Total	138.1	250.0
Appropriated		
DT2030-A State Highway Fund (Appropriated)	136.8	250.0
DT2285-A Motor Vehicle Liability Insurance Enforcement Fund (Appr	1.1	0.0
	137.9	250.0
Non-Appropriated		
DT2414-N Shared Location & Advertisement Agreement Expense (No	0.2	0.0
	0.2	0.0
Fund Source Total	138.1	250.0
Capital Outlay	38.5	0.0
Expenditure Category Total	38.5	0.0
Appropriated		
DT2030-A State Highway Fund (Appropriated)	38.2	0.0
	38.2	0.0
Non-Appropriated		
DT2030-N State Highway Fund (Non-Appropriated)	0.3	0.0
	0.3	0.0
Fund Source Total	38.5	0.0
Debt Service	0.0	0.0
Expenditure Category Total	0.0	0.0
Cost Allocation	0.0	0.0
Expenditure Category Total	0.0	0.0
Transfers	0.0	0.0
Expenditure Category Total	0.0	0.0
Appropriated		
DT2030-A State Highway Fund (Appropriated)	0.0	0.0
	0.0	0.0
Fund Source Total	0.0	0.0

Employee Retirement Coverage			
Retirement System	FTE	Personal Services	Fund#
Non-Participating	8.0	31.1	DT2030-A

Program Expenditure Schedule

Agency:	Department of Transportation
Program:	Customer Services

		FY 2021 Actual	FY 2022 Expd. Plan	
Arizona State Retirement System	838.0	31,561.5	DT2030-A	
Arizona State Retirement System	6.0	248.8	DT2208-A	
Arizona State Retirement System	1.0	42.7	DT2272-A	
Arizona State Retirement System	6.0	199.5	DT2285-A	
Arizona State Retirement System	2.0	73.3	DT3113-A	

**Combined Regular & Elected Positions At/Above
FICA Maximum of \$142,800**

Total FTE	Personal Services	FTE's not eligible for Health, Dental & Life
0.0	0.0	0.0

Program Budget Unit Summary of Expenditures and Budget Request for All Funds

Agency:	Department of Transportation
Program:	Motor Vehicle Enforcement Services

Expenditure Categories		FY 2021	FY 2022	FY 2023	FY 2023
		Actual	Expd. Plan	Fund. Issue	Total Request
0000	FTE	273.3	0.0	0.0	0.0
6000	Personal Services	14,965.9	14,281.2	0.0	14,281.2
6100	Employee Related Expenses	6,642.9	7,090.3	0.0	7,090.3
6200	Professional and Outside Services	38.1	213.5	0.0	213.5
6500	Travel In-State	75.8	48.0	0.0	48.0
6600	Travel Out of State	1.4	4.9	0.0	4.9
6700	Food	3.1	0.7	0.0	0.7
6800	Aid to Organizations and Individuals	4.0	4.5	0.0	4.5
7000	Other Operating Expenses	2,801.8	3,526.3	161.0	3,687.3
8000	Equipment	708.1	359.0	998.5	1,357.5
8100	Capital Outlay	784.6	1.2	0.0	1.2
8600	Debt Service	0.0	0.0	0.0	0.0
9000	Cost Allocation	0.0	0.0	0.0	0.0
9100	Transfers	0.0	0.0	0.0	0.0
Expenditure Categories Total:		26,025.8	25,529.6	1,159.5	26,689.1
Fund Source					
Appropriated Funds					
DT2030-A	State Highway Fund (Appropriated)	19,359.5	22,116.9	161.0	22,277.9
DT2108-A	Safety Enforcement and Transportation Infrastruc	316.1	0.0	0.0	0.0
DT2272-A	Vehicle Inspection and Certificate of Title Enforce	1,293.9	2,000.6	(300.0)	1,700.6
DT2285-A	Motor Vehicle Liability Insurance Enforcement Fun	930.0	935.9	1,298.5	2,234.4
DT3113-A	Highway User Revenue Fund (Appropriated)	457.0	475.1	0.0	475.1
		22,356.5	25,528.5	1,159.5	26,688.0
Non-Appropriated Funds					
DT2030-N	State Highway Fund (Non-Appropriated)	784.6	0.6	0.0	0.6
DT2380-N	Motor Carrier Safety Revolving Fund (Non-Approp	7.6	0.5	0.0	0.5
DT2975-N	Title VI - Coronavirus Relief Fund - NEW (Non-Ap	2,877.1	0.0	0.0	0.0
		3,669.3	1.1	0.0	1.1
Fund Source Total:		26,025.8	25,529.6	1,159.5	26,689.1

Program Budget Unit Summary of Expenditures and Budget Request for Selected Funds

Agency: Department of Transportation

FY 2021 Actual	FY 2022 Expd. Plan	FY 2023 Fund. Issue	FY 2023 Total Request
-------------------	-----------------------	------------------------	--------------------------

Program: Motor Vehicle Enforcement Services

Fund: DT2030-A State Highway Fund

Appropriated

0000 FTE	221.3	0.0	0.0	0.0
6000 Personal Services	10,866.8	12,111.9	0.0	12,111.9
6100 Employee Related Expenses	5,027.8	6,006.2	0.0	6,006.2
6200 Professional and Outside Services	38.0	213.5	0.0	213.5
6500 Travel In-State	71.9	44.0	0.0	44.0
6600 Travel Out of State	1.4	2.9	0.0	2.9
6700 Food	3.1	0.7	0.0	0.7
6800 Aid to Organizations and Individuals	1.5	4.5	0.0	4.5
7000 Other Operating Expenses	2,689.0	3,386.1	161.0	3,547.1
8000 Equipment	660.1	346.5	0.0	346.5
8100 Capital Outlay	0.0	0.6	0.0	0.6
8600 Debt Service	0.0	0.0	0.0	0.0
9000 Cost Allocation	0.0	0.0	0.0	0.0
9100 Transfers	0.0	0.0	0.0	0.0

Appropriated Total:	19,359.5	22,116.9	161.0	22,277.9
----------------------------	----------	----------	-------	----------

Fund Total:	19,359.5	22,116.9	161.0	22,277.9
--------------------	----------	----------	-------	----------

Fund: DT2030-N State Highway Fund

Non-Appropriated

0000 FTE	10.0	0.0	0.0	0.0
6000 Personal Services	0.0	0.0	0.0	0.0
6100 Employee Related Expenses	0.0	0.0	0.0	0.0
6200 Professional and Outside Services	0.0	0.0	0.0	0.0
6500 Travel In-State	0.0	0.0	0.0	0.0
6600 Travel Out of State	0.0	0.0	0.0	0.0
6700 Food	0.0	0.0	0.0	0.0
6800 Aid to Organizations and Individuals	0.0	0.0	0.0	0.0
7000 Other Operating Expenses	0.0	0.0	0.0	0.0
8000 Equipment	0.0	0.0	0.0	0.0
8100 Capital Outlay	784.6	0.6	0.0	0.6

Program Budget Unit Summary of Expenditures and Budget Request for Selected Funds

Agency: Department of Transportation

FY 2021 Actual	FY 2022 Expd. Plan	FY 2023 Fund. Issue	FY 2023 Total Request
-------------------	-----------------------	------------------------	--------------------------

Program: Motor Vehicle Enforcement Services

Fund: DT2030-N State Highway Fund

Non-Appropriated

8600 Debt Service	0.0	0.0	0.0	0.0
9000 Cost Allocation	0.0	0.0	0.0	0.0
9100 Transfers	0.0	0.0	0.0	0.0
Non-Appropriated Total:	784.6	0.6	0.0	0.6

Fund Total:	784.6	0.6	0.0	0.6
--------------------	-------	-----	-----	-----

Fund: DT2108-A Safety Enforcement and Transportation Infrastructure Fund

Appropriated

6000 Personal Services	185.2	0.0	0.0	0.0
6100 Employee Related Expenses	88.8	0.0	0.0	0.0
6200 Professional and Outside Services	0.0	0.0	0.0	0.0
6500 Travel In-State	2.2	0.0	0.0	0.0
6600 Travel Out of State	0.0	0.0	0.0	0.0
6700 Food	0.0	0.0	0.0	0.0
6800 Aid to Organizations and Individuals	0.0	0.0	0.0	0.0
7000 Other Operating Expenses	39.8	0.0	0.0	0.0
8000 Equipment	0.2	0.0	0.0	0.0
8100 Capital Outlay	0.0	0.0	0.0	0.0
8600 Debt Service	0.0	0.0	0.0	0.0
9000 Cost Allocation	0.0	0.0	0.0	0.0
9100 Transfers	0.0	0.0	0.0	0.0
Appropriated Total:	316.1	0.0	0.0	0.0

Fund Total:	316.1	0.0	0.0	0.0
--------------------	-------	-----	-----	-----

Fund: DT2272-A Vehicle Inspection and Certificate of Title Enforcement Fund

Appropriated

0000 FTE	24.0	0.0	0.0	0.0
6000 Personal Services	851.3	1,298.9	(215.0)	1,083.9
6100 Employee Related Expenses	396.4	637.2	(85.0)	552.2

Program Budget Unit Summary of Expenditures and Budget Request for Selected Funds

Agency: Department of Transportation

FY 2021 Actual	FY 2022 Expd. Plan	FY 2023 Fund. Issue	FY 2023 Total Request
-------------------	-----------------------	------------------------	--------------------------

Program: Motor Vehicle Enforcement Services

Fund: DT2272-A Vehicle Inspection and Certificate of Title Enforcement Fund

Appropriated

6200	Professional and Outside Services	0.0	0.0	0.0	0.0
6500	Travel In-State	0.7	0.0	0.0	0.0
6600	Travel Out of State	0.0	0.0	0.0	0.0
6700	Food	0.0	0.0	0.0	0.0
6800	Aid to Organizations and Individuals	0.0	0.0	0.0	0.0
7000	Other Operating Expenses	31.8	52.5	0.0	52.5
8000	Equipment	13.7	12.0	0.0	12.0
8100	Capital Outlay	0.0	0.0	0.0	0.0
8600	Debt Service	0.0	0.0	0.0	0.0
9000	Cost Allocation	0.0	0.0	0.0	0.0
9100	Transfers	0.0	0.0	0.0	0.0

Appropriated Total:	1,293.9	2,000.6	(300.0)	1,700.6
----------------------------	---------	---------	---------	---------

Fund Total:	1,293.9	2,000.6	(300.0)	1,700.6
--------------------	---------	---------	---------	---------

Fund: DT2285-A Motor Vehicle Liability Insurance Enforcement Fund

Appropriated

0000	FTE	13.0	0.0	0.0	0.0
6000	Personal Services	626.2	599.1	215.0	814.1
6100	Employee Related Expenses	277.9	299.4	85.0	384.4
6200	Professional and Outside Services	0.0	0.0	0.0	0.0
6500	Travel In-State	0.0	1.5	0.0	1.5
6600	Travel Out of State	0.0	1.0	0.0	1.0
6700	Food	0.0	0.0	0.0	0.0
6800	Aid to Organizations and Individuals	2.5	0.0	0.0	0.0
7000	Other Operating Expenses	11.2	34.9	0.0	34.9
8000	Equipment	12.0	0.0	998.5	998.5
8100	Capital Outlay	0.0	0.0	0.0	0.0
8600	Debt Service	0.0	0.0	0.0	0.0
9000	Cost Allocation	0.0	0.0	0.0	0.0
9100	Transfers	0.0	0.0	0.0	0.0

Program Budget Unit Summary of Expenditures and Budget Request for Selected Funds

Agency: Department of Transportation

FY 2021 Actual	FY 2022 Expd. Plan	FY 2023 Fund. Issue	FY 2023 Total Request
-------------------	-----------------------	------------------------	--------------------------

Program: Motor Vehicle Enforcement Services

Fund: DT2285-A Motor Vehicle Liability Insurance Enforcement Fund

Appropriated

Appropriated Total:	930.0	935.9	1,298.5	2,234.4
----------------------------	-------	-------	---------	---------

Fund Total:	930.0	935.9	1,298.5	2,234.4
--------------------	-------	-------	---------	---------

Fund: DT2380-N Motor Carrier Safety Revolving Fund

Non-Appropriated

6000 Personal Services	0.0	0.0	0.0	0.0
6100 Employee Related Expenses	0.0	0.0	0.0	0.0
6200 Professional and Outside Services	0.0	0.0	0.0	0.0
6500 Travel In-State	0.0	0.0	0.0	0.0
6600 Travel Out of State	0.0	0.0	0.0	0.0
6700 Food	0.0	0.0	0.0	0.0
6800 Aid to Organizations and Individuals	0.0	0.0	0.0	0.0
7000 Other Operating Expenses	2.3	0.0	0.0	0.0
8000 Equipment	5.3	0.5	0.0	0.5
8100 Capital Outlay	0.0	0.0	0.0	0.0
8600 Debt Service	0.0	0.0	0.0	0.0
9000 Cost Allocation	0.0	0.0	0.0	0.0
9100 Transfers	0.0	0.0	0.0	0.0
Non-Appropriated Total:	7.6	0.5	0.0	0.5

Fund Total:	7.6	0.5	0.0	0.5
--------------------	-----	-----	-----	-----

Fund: DT2975-N Title VI - Coronavirus Relief Fund - NEW

Non-Appropriated

6000 Personal Services	2,148.0	0.0	0.0	0.0
6100 Employee Related Expenses	729.1	0.0	0.0	0.0
6200 Professional and Outside Services	0.0	0.0	0.0	0.0
6500 Travel In-State	0.0	0.0	0.0	0.0
6600 Travel Out of State	0.0	0.0	0.0	0.0

Program Budget Unit Summary of Expenditures and Budget Request for Selected Funds

Agency: Department of Transportation

FY 2021 Actual	FY 2022 Expd. Plan	FY 2023 Fund. Issue	FY 2023 Total Request
-------------------	-----------------------	------------------------	--------------------------

Program: Motor Vehicle Enforcement Services

Fund: DT2975-N Title VI - Coronavirus Relief Fund - NEW

Non-Appropriated

6700 Food	0.0	0.0	0.0	0.0
6800 Aid to Organizations and Individuals	0.0	0.0	0.0	0.0
7000 Other Operating Expenses	0.0	0.0	0.0	0.0
8000 Equipment	0.0	0.0	0.0	0.0
8100 Capital Outlay	0.0	0.0	0.0	0.0
8600 Debt Service	0.0	0.0	0.0	0.0
9000 Cost Allocation	0.0	0.0	0.0	0.0
9100 Transfers	0.0	0.0	0.0	0.0

Non-Appropriated Total:	2,877.1	0.0	0.0	0.0
--------------------------------	---------	-----	-----	-----

Fund Total:	2,877.1	0.0	0.0	0.0
--------------------	---------	-----	-----	-----

Fund: DT3113-A Highway User Revenue Fund

Appropriated

0000 FTE	5.0	0.0	0.0	0.0
6000 Personal Services	288.5	271.3	0.0	271.3
6100 Employee Related Expenses	122.9	147.5	0.0	147.5
6200 Professional and Outside Services	0.2	0.0	0.0	0.0
6500 Travel In-State	1.1	2.5	0.0	2.5
6600 Travel Out of State	0.0	1.0	0.0	1.0
6700 Food	0.0	0.0	0.0	0.0
6800 Aid to Organizations and Individuals	0.0	0.0	0.0	0.0
7000 Other Operating Expenses	27.8	52.8	0.0	52.8
8000 Equipment	16.7	0.0	0.0	0.0
8100 Capital Outlay	0.0	0.0	0.0	0.0
8600 Debt Service	0.0	0.0	0.0	0.0
9000 Cost Allocation	0.0	0.0	0.0	0.0
9100 Transfers	0.0	0.0	0.0	0.0

Appropriated Total:	457.0	475.1	0.0	475.1
----------------------------	-------	-------	-----	-------

Fund Total:	457.0	475.1	0.0	475.1
--------------------	-------	-------	-----	-------

Program Budget Unit Summary of Expenditures and Budget Request for Selected Funds

Agency: Department of Transportation					
		FY 2021	FY 2022	FY 2023	FY 2023
		Actual	Expd. Plan	Fund. Issue	Total Request
Program: Motor Vehicle Enforcement Services					
Program Total For Selected Funds:		26,025.8	25,529.6	1,159.5	26,689.1

Program Expenditure Schedule

Agency:	Department of Transportation
Program:	Motor Vehicle Enforcement Services

	FY 2021 Actual	FY 2022 Expd. Plan
FTE	273.3	0.0
Expenditure Category Total	273.3	0.0
Appropriated		
DT2030-A State Highway Fund (Appropriated)	221.3	0.0
DT2272-A Vehicle Inspection and Certificate of Title Enforcement Fu	24.0	0.0
DT2285-A Motor Vehicle Liability Insurance Enforcement Fund (Appr	13.0	0.0
DT3113-A Highway User Revenue Fund (Appropriated)	5.0	0.0
	263.3	0.0
Non-Appropriated		
DT2030-N State Highway Fund (Non-Appropriated)	10.0	0.0
	10.0	0.0
Fund Source Total	273.3	0.0
<hr/>		
Personal Services	14,965.9	14,281.2
Boards and Commissions	0.0	0.0
Expenditure Category Total	14,965.9	14,281.2
Appropriated		
DT2030-A State Highway Fund (Appropriated)	10,866.8	12,111.9
DT2108-A Safety Enforcement and Transportation Infrastructure Fun	185.2	0.0
DT2272-A Vehicle Inspection and Certificate of Title Enforcement Fu	851.3	1,298.9
DT2285-A Motor Vehicle Liability Insurance Enforcement Fund (Appr	626.2	599.1
DT3113-A Highway User Revenue Fund (Appropriated)	288.5	271.3
	12,817.9	14,281.2
Non-Appropriated		
DT2975-N Title VI - Coronavirus Relief Fund - NEW (Non-Appropriat	2,148.0	0.0
	2,148.0	0.0
Fund Source Total	14,965.9	14,281.2
<hr/>		
Employee Related Expenses	6,642.9	7,090.3
Expenditure Category Total	6,642.9	7,090.3
Appropriated		
DT2030-A State Highway Fund (Appropriated)	5,027.8	6,006.2
DT2108-A Safety Enforcement and Transportation Infrastructure Fun	88.8	0.0
DT2272-A Vehicle Inspection and Certificate of Title Enforcement Fu	396.4	637.2
DT2285-A Motor Vehicle Liability Insurance Enforcement Fund (Appr	277.9	299.4
DT3113-A Highway User Revenue Fund (Appropriated)	122.9	147.5
	5,913.8	7,090.3
Non-Appropriated		
DT2975-N Title VI - Coronavirus Relief Fund - NEW (Non-Appropriat	729.1	0.0
	729.1	0.0
Fund Source Total	6,642.9	7,090.3
<hr/>		
Professional and Outside Services		213.5
External Prof/Outside Serv Budg And Appn	0.0	
External Investment Services	0.0	
Other External Financial Services	0.0	
Attorney General Legal Services	0.0	
External Legal Services	0.0	
External Engineer/Architect Cost - Exp	0.0	
External Engineer/Architect Cost- Cap	0.0	

Program Expenditure Schedule

Agency:	Department of Transportation
Program:	Motor Vehicle Enforcement Services

	FY 2021 Actual	FY 2022 Expd. Plan
Other Design	0.0	
Temporary Agency Services	0.0	
Hospital Services	0.0	
Other Medical Services	6.7	
Institutional Care	0.0	
Education And Training	0.3	
Vendor Travel	0.0	
Professional & Outside Services Excluded from Cost Alloca	0.0	
Vendor Travel - Non Reportable	0.0	
External Telecom Consulting Services	4.5	
Costs related to those in custody of the State	0.0	
Non - Confidential Specialist Fees	0.0	
Confidential Specialist Fees	0.0	
Outside Actuarial Costs	0.0	
Other Professional And Outside Services	26.7	
Expenditure Category Total	38.1	213.5
Appropriated		
DT2030-A State Highway Fund (Appropriated)	38.0	213.5
DT3113-A Highway User Revenue Fund (Appropriated)	0.2	0.0
	38.1	213.5
Non-Appropriated		
DT2380-N Motor Carrier Safety Revolving Fund (Non-Appropriated)	0.0	0.0
	0.0	0.0
Fund Source Total	38.1	213.5
 Travel In-State	 75.8	 48.0
Expenditure Category Total	75.8	48.0
Appropriated		
DT2030-A State Highway Fund (Appropriated)	71.9	44.0
DT2108-A Safety Enforcement and Transportation Infrastructure Fun	2.2	0.0
DT2272-A Vehicle Inspection and Certificate of Title Enforcement Fu	0.7	0.0
DT2285-A Motor Vehicle Liability Insurance Enforcement Fund (Appr	0.0	1.5
DT3113-A Highway User Revenue Fund (Appropriated)	1.1	2.5
	75.8	48.0
Fund Source Total	75.8	48.0
 Travel Out of State	 1.4	 4.9
Expenditure Category Total	1.4	4.9
Appropriated		
DT2030-A State Highway Fund (Appropriated)	1.4	2.9
DT2285-A Motor Vehicle Liability Insurance Enforcement Fund (Appr	0.0	1.0
DT3113-A Highway User Revenue Fund (Appropriated)	0.0	1.0
	1.4	4.9
Fund Source Total	1.4	4.9
 Food	 3.1	 0.7

Program Expenditure Schedule

Agency:	Department of Transportation
Program:	Motor Vehicle Enforcement Services

	FY 2021 Actual	FY 2022 Expd. Plan
Expenditure Category Total	3.1	0.7
Appropriated		
DT2030-A State Highway Fund (Appropriated)	3.1	0.7
Fund Source Total	3.1	0.7
 Aid to Organizations and Individuals	 4.0	 4.5
Expenditure Category Total	4.0	4.5
Appropriated		
DT2030-A State Highway Fund (Appropriated)	1.5	4.5
DT2285-A Motor Vehicle Liability Insurance Enforcement Fund (Appr	2.5	0.0
Fund Source Total	4.0	4.5
<hr/>		
Other Operating Expenses		3,526.3
Other Operating Expenditures Budg Approp	0.0	
Other Operating Expenditures Excluded from Cost Allocati	0.0	
Risk Management Charges To State Agency	0.0	
Risk Management Deductible - Indemnity	0.0	
Risk Management Deductible - Legal	0.0	
Risk Management Deductible - Medical	0.0	
Risk Management Deductible - Other	0.0	
Gen Liab- Non Physical-Taxable- Self Ins	0.0	
Gross Proceeds Payments To Attorneys	0.0	
General Liability- Non-Taxable- Self Ins	0.0	
Medical Malpractice - Self-Insured	0.0	
Automobile Liability - Self Insured	0.0	
General Property Damage - Self- Insured	0.0	
Automobile Physical Damage-Self Insured	0.0	
Liability Insurance Premiums	0.0	
Property Insurance Premiums	0.0	
Workers Compensation Benefit Payments	0.0	
Self Insurance - Administrative Fees	0.0	
Self Insurance - Premiums	0.0	
Self Insurance - Claim Payments	0.0	
Self Insurance - Pharmacy Claims	0.0	
Premium Tax On Altcs	0.0	
Other Insurance-Related Charges	0.0	
Internal Service Data Processing	0.0	
Internal Service Data Proc- Pc/Lan	0.0	
External Programming-Mainframe/Legacy	238.6	
External Programming- Pc/Lan/Serv/Web	0.0	
External Data Entry	0.0	
Othr External Data Proc-Mainframe/Legacy	0.0	
Othr External Data Proc-Pc/Lan/Serv/Web	0.0	
Pmt for AFIS Development & Usage	0.0	
Internal Service Telecommunications	0.0	
External Telecom Long Distance-In-State	199.1	
External Telecom Long Distance-Out-State	0.0	
Other External Telecommunication Service	0.0	
Electricity	0.0	

Program Expenditure Schedule

Agency:	Department of Transportation
Program:	Motor Vehicle Enforcement Services

	FY 2021 Actual	FY 2022 Expd. Plan
Sanitation Waste Disposal	11.9	
Water	5.2	
Gas And Fuel Oil For Buildings	0.9	
Other Utilities	0.0	
Building Rent Charges To State Agencies	0.0	
Priv Lease To Own Bld Rent Chrgs To Agy	0.0	
Cert Of Part Bld Rent Chrgs To Agy	0.0	
Rental Of Land And Buildings	625.7	
Rental Of Computer Equipment	0.0	
Rental Of Other Machinery And Equipment	507.7	
Miscellaneous Rent	63.1	
Interest On Overdue Payments	0.0	
All Other Interest Payments	0.0	
Internal Acct/Budg/Financial Svcs	0.0	
Other Internal Services	0.0	
Repair And Maintenance - Buildings	280.4	
Repair And Maintenance - Vehicles	62.6	
Repair And Maint - Mainframe And Legacy	0.0	
Repair And Maint-Pc/Lan/Serv/Web	0.0	
Repair And Maintenance - Other Equipment	2.4	
Other Repair And Maintenance	0.0	
Software Support And Maintenance	45.2	
Uniforms	162.5	
Inmate Clothing	0.0	
Security Supplies	73.5	
Office Supplies	42.5	
Computer Supplies	18.4	
Housekeeping Supplies	0.0	
Bedding And Bath Supplies	0.0	
Drugs And Medicine Supplies	0.0	
Medical Supplies	1.8	
Dental Supplies	0.0	
Automotive And Transportation Fuels	310.5	
Automotive Lubricants And Supplies	0.5	
Rpr And Maint Supplies-Not Auto Or Build	(1.1)	
Repair And Maintenance Supplies-Building	0.7	
Other Operating Supplies	74.4	
Publications	0.0	
Aggregate Withheld Or Paid Commissions	0.0	
Lottery Prizes	0.0	
Lottery Distribution Costs	0.0	
Material for Further Processing	0.0	
Other Resale Supplies	0.0	
Loss On Sales Of Capital Assets	0.0	
Loss on Sales of Investments	0.0	
Employee Tuition Reimbursement-Graduate	0.0	
Employee Tuition Reimb Under-Grad/Other	0.3	
Conference Registration-Attendance Fees	5.2	
Other Education And Training Costs	4.0	
Advertising	0.0	
Sponsorships	0.0	

Program Expenditure Schedule

Agency:	Department of Transportation
Program:	Motor Vehicle Enforcement Services

	FY 2021 Actual	FY 2022 Expd. Plan
Internal Printing	0.0	
External Printing	14.8	
Photography	0.0	
Postage And Delivery	2.4	
Document shredding and Destruction Services	2.2	
Translation and Sign Language Services	0.0	
Distribution To State Universities	0.0	
Other Intrastate Distributions	0.0	
Awards	1.1	
Entertainment And Promotional Items	0.0	
Dues	17.9	
Books- Subscriptions And Publications	4.7	
Costs For Digital Image Or Microfilm	0.0	
Revolving Fund Advances	0.0	
Credit Card Fees Over Approved Limit	0.0	
Relief Bill Expenditures	0.0	
Surplus Property Distr To State Agencies	0.0	
Security Services	0.0	
Judgments - Damages	0.0	
ICA Payments to Claimants Confidential	0.0	
Jdgmnt-Confidential Restitution To Indiv	0.0	
Judgments - Non-Confidential Restitution	0.0	
Judgments - Punitive And Compensatory	0.0	
Pmts Made to Resolve/Disputes/Avoid Costs of Litigation	0.0	
Pmts For Contracted State Inmate Labor	0.0	
Payments To State Inmates	0.0	
Bad Debt Expense	0.0	
Interview Expense	0.0	
Employee Relocations-Nontaxable	0.0	
Employee Relocations-Taxable	0.0	
Non-Confidential Invest/Legal/Law Enf	0.0	
Conf/Sensitive Invest/Legal/Undercover	0.0	
Fingerprinting, Background Checks, Etc.	12.7	
Other Miscellaneous Operating	10.1	
Expenditure Category Total	2,801.8	3,526.3
Appropriated		
DT2030-A State Highway Fund (Appropriated)	2,689.0	3,386.1
DT2108-A Safety Enforcement and Transportation Infrastructure Fun	39.8	0.0
DT2272-A Vehicle Inspection and Certificate of Title Enforcement Fu	31.8	52.5
DT2285-A Motor Vehicle Liability Insurance Enforcement Fund (Appr	11.2	34.9
DT3113-A Highway User Revenue Fund (Appropriated)	27.8	52.8
	2,799.5	3,526.3
Non-Appropriated		
DT2380-N Motor Carrier Safety Revolving Fund (Non-Appropriated)	2.3	0.0
	2.3	0.0
Fund Source Total	2,801.8	3,526.3
Current Year Expenditures		359.0
Capital Equipment Budget And Approp	0.0	
Vehicles Capital Purchase	0.0	
Vehicles Capital Leases	0.0	

Program Expenditure Schedule

Agency:	Department of Transportation
Program:	Motor Vehicle Enforcement Services

	FY 2021 Actual	FY 2022 Expd. Plan
Furniture Capital Purchase	0.0	
Depreciable Works Of Art & Hist Treas/Coll Capital Purcha	0.0	
Non Depr Works Of Art & Hist Treas/Coll Cap Purchase	0.0	
Furniture Capital Leases	0.0	
Computer Equipment Capital Purchase	33.2	
Computer Equipment Capital Lease	0.0	
Telecommunication Equip-Capital Purchase	526.8	
Telecommunication Equip-Capital Lease	0.0	
Other Equipment Capital Purchase	0.0	
Other Equipment Capital Leases	0.0	
Purchased Or Licensed Software-Website	15.2	
Internally Generated Software-Website	0.0	
Development in Progress	0.0	
Right-Of-Way/Easement/Extraction Rights	0.0	
Oth Int Assets purchased, licensed or internally generate	0.0	
Other intangible assets acquired by capital lease	0.0	
Other Capital Asset Purchases	0.0	
Leasehold Improvement-Capital Purchase	0.0	
Other Capital Asset Leases	0.0	
Non-Capital Equip Budget And Approp	0.0	
Vehicles Non-Capital Purchase	0.0	
Vehicles Non-Capital Leases	0.0	
Furniture Non-Capital Purchase	21.1	
Works Of Art And Hist Treas-Non Capital	0.0	
Furniture Non-Capital Leases	0.0	
Computer Equipment Non-Capital Purchase	71.9	
Computer Equipment Non-Capital Lease	0.0	
Telecomm Equip Non-Capital Purchase	22.6	
Telecomm Equip Non-Capital Leases	0.0	
Other Equipment Non-Capital Purchase	0.4	
Weapons Non-Capital Purchase	0.0	
Other Equipment Non-Capital Lease	0.0	
Purchased Or Licensed Software/Website	17.0	
Internally Generated Software/Website	0.0	
LICENSES AND PERMITS	0.0	
Right-Of-Way/Easement/Extraction Exp	0.0	
Other Intangible Assets - Purchased, Licensed or Internall	0.0	
Noncapital Software/Web By Capital Lease	0.0	
Other Intangible Assets Acquired by Capital Lease	0.0	
Other Long Lived Tangible Assets to be Expenses	0.0	
Non-Capital Equipment Excluded from Cost Allocation	0.0	

Program Expenditure Schedule

Agency:	Department of Transportation
Program:	Motor Vehicle Enforcement Services

	FY 2021 Actual	FY 2022 Expd. Plan
Expenditure Category Total	708.1	359.0
Appropriated		
DT2030-A State Highway Fund (Appropriated)	660.1	346.5
DT2108-A Safety Enforcement and Transportation Infrastructure Fun	0.2	0.0
DT2272-A Vehicle Inspection and Certificate of Title Enforcement Fu	13.7	12.0
DT2285-A Motor Vehicle Liability Insurance Enforcement Fund (Appr	12.0	0.0
DT3113-A Highway User Revenue Fund (Appropriated)	16.7	0.0
	702.9	358.5
Non-Appropriated		
DT2380-N Motor Carrier Safety Revolving Fund (Non-Appropriated)	5.3	0.5
	5.3	0.5
Fund Source Total	708.1	359.0
<hr/>		
Capital Outlay	784.6	1.2
Expenditure Category Total	784.6	1.2
Appropriated		
DT2030-A State Highway Fund (Appropriated)	0.0	0.6
	0.0	0.6
Non-Appropriated		
DT2030-N State Highway Fund (Non-Appropriated)	784.6	0.6
	784.6	0.6
Fund Source Total	784.6	1.2
<hr/>		
Debt Service	0.0	0.0
Expenditure Category Total	0.0	0.0
<hr/>		
Cost Allocation	0.0	0.0
Expenditure Category Total	0.0	0.0
<hr/>		
Transfers	0.0	0.0
Expenditure Category Total	0.0	0.0
Appropriated		
DT2285-A Motor Vehicle Liability Insurance Enforcement Fund (Appr	0.0	0.0
	0.0	0.0
Fund Source Total	0.0	0.0

Employee Retirement Coverage			
Retirement System	FTE	Personal Services	Fund#
Non-Participating	5.3	261.3	DT2030-A
Non-Participating	1.0	47.5	DT2030-N
Arizona State Retirement System	216.0	11,358.2	DT2030-A
Arizona State Retirement System	9.0	499.5	DT2030-N
Arizona State Retirement System	24.0	1,213.2	DT2272-A
Arizona State Retirement System	13.0	650.7	DT2285-A
Arizona State Retirement System	5.0	250.8	DT3113-A

**Combined Regular & Elected Positions At/Above
FICA Maximum of \$142.800**

Date Printed: 8/29/2021 10:14:06 AM

All dollars are presented in thousands (not FTE).

Program Expenditure Schedule

Agency:	Department of Transportation
Program:	Motor Vehicle Enforcement Services

			FY 2021 Actual	FY 2022 Expd. Plan
Total FTE	Personal Services	FTE's not eligible for Health, Dental & Life		
0.0	0.0	0.0		

Program Budget Unit Summary of Expenditures and Budget Request for All Funds

Agency:	Department of Transportation
Program:	SLI Authorized Third Parties

Expenditure Categories		FY 2021	FY 2022	FY 2023	FY 2023
		Actual	Expd. Plan	Fund. Issue	Total Request
6000	Personal Services	1,062.8	1,176.3	0.0	1,176.3
6100	Employee Related Expenses	487.3	606.9	0.0	606.9
6200	Professional and Outside Services	106.4	0.0	0.0	0.0
6500	Travel In-State	0.2	0.3	0.0	0.3
6600	Travel Out of State	0.0	0.0	0.0	0.0
6700	Food	0.0	0.0	0.0	0.0
6800	Aid to Organizations and Individuals	0.0	0.0	0.0	0.0
7000	Other Operating Expenses	144.6	319.9	0.0	319.9
8000	Equipment	0.8	1.0	0.0	1.0
8100	Capital Outlay	0.0	0.0	0.0	0.0
8600	Debt Service	0.0	0.0	0.0	0.0
9000	Cost Allocation	0.0	0.0	0.0	0.0
9100	Transfers	0.0	0.0	0.0	0.0
Expenditure Categories Total:		1,802.1	2,104.4	0.0	2,104.4
Fund Source					
Appropriated Funds					
DT2030-A	State Highway Fund (Appropriated)	1,450.5	1,701.7	0.0	1,701.7
DT2272-A	Vehicle Inspection and Certificate of Title Enforce	75.5	93.2	0.0	93.2
DT2285-A	Motor Vehicle Liability Insurance Enforcement Fun	84.1	99.9	0.0	99.9
DT3113-A	Highway User Revenue Fund (Appropriated)	192.0	209.6	0.0	209.6
		1,802.1	2,104.4	0.0	2,104.4
Fund Source Total:		1,802.1	2,104.4	0.0	2,104.4

Program Budget Unit Summary of Expenditures and Budget Request for Selected Funds

Agency: Department of Transportation

FY 2021 Actual	FY 2022 Expd. Plan	FY 2023 Fund. Issue	FY 2023 Total Request
-------------------	-----------------------	------------------------	--------------------------

Program: SLI Authorized Third Parties

Fund: DT2030-A State Highway Fund

Appropriated

6000 Personal Services	865.5	975.0	0.0	975.0
6100 Employee Related Expenses	396.0	480.6	0.0	480.6
6200 Professional and Outside Services	106.4	0.0	0.0	0.0
6500 Travel In-State	0.1	0.1	0.0	0.1
6600 Travel Out of State	0.0	0.0	0.0	0.0
6700 Food	0.0	0.0	0.0	0.0
6800 Aid to Organizations and Individuals	0.0	0.0	0.0	0.0
7000 Other Operating Expenses	81.7	245.0	0.0	245.0
8000 Equipment	0.8	1.0	0.0	1.0
8100 Capital Outlay	0.0	0.0	0.0	0.0
8600 Debt Service	0.0	0.0	0.0	0.0
9000 Cost Allocation	0.0	0.0	0.0	0.0
9100 Transfers	0.0	0.0	0.0	0.0

Appropriated Total:	1,450.5	1,701.7	0.0	1,701.7
----------------------------	---------	---------	-----	---------

Fund Total:	1,450.5	1,701.7	0.0	1,701.7
--------------------	---------	---------	-----	---------

Fund: DT2272-A Vehicle Inspection and Certificate of Title Enforcement Fund

Appropriated

6000 Personal Services	44.7	45.8	0.0	45.8
6100 Employee Related Expenses	10.4	27.2	0.0	27.2
6200 Professional and Outside Services	0.0	0.0	0.0	0.0
6500 Travel In-State	0.0	0.0	0.0	0.0
6600 Travel Out of State	0.0	0.0	0.0	0.0
6700 Food	0.0	0.0	0.0	0.0
6800 Aid to Organizations and Individuals	0.0	0.0	0.0	0.0
7000 Other Operating Expenses	20.4	20.2	0.0	20.2
8000 Equipment	0.0	0.0	0.0	0.0
8100 Capital Outlay	0.0	0.0	0.0	0.0

Program Budget Unit Summary of Expenditures and Budget Request for Selected Funds

Agency: Department of Transportation

FY 2021 Actual	FY 2022 Expd. Plan	FY 2023 Fund. Issue	FY 2023 Total Request
-------------------	-----------------------	------------------------	--------------------------

Program: SLI Authorized Third Parties

Fund: DT2272-A Vehicle Inspection and Certificate of Title Enforcement Fund

Appropriated

8600 Debt Service	0.0	0.0	0.0	0.0
9000 Cost Allocation	0.0	0.0	0.0	0.0
9100 Transfers	0.0	0.0	0.0	0.0
Appropriated Total:	75.5	93.2	0.0	93.2
Fund Total:	75.5	93.2	0.0	93.2

Fund: DT2285-A Motor Vehicle Liability Insurance Enforcement Fund

Appropriated

6000 Personal Services	37.0	39.4	0.0	39.4
6100 Employee Related Expenses	24.9	25.9	0.0	25.9
6200 Professional and Outside Services	0.0	0.0	0.0	0.0
6500 Travel In-State	0.0	0.0	0.0	0.0
6600 Travel Out of State	0.0	0.0	0.0	0.0
6700 Food	0.0	0.0	0.0	0.0
6800 Aid to Organizations and Individuals	0.0	0.0	0.0	0.0
7000 Other Operating Expenses	22.2	34.6	0.0	34.6
8000 Equipment	0.0	0.0	0.0	0.0
8100 Capital Outlay	0.0	0.0	0.0	0.0
8600 Debt Service	0.0	0.0	0.0	0.0
9000 Cost Allocation	0.0	0.0	0.0	0.0
9100 Transfers	0.0	0.0	0.0	0.0
Appropriated Total:	84.1	99.9	0.0	99.9
Fund Total:	84.1	99.9	0.0	99.9

Fund: DT3113-A Highway User Revenue Fund

Appropriated

6000 Personal Services	115.6	116.1	0.0	116.1
6100 Employee Related Expenses	56.0	73.2	0.0	73.2

Program Budget Unit Summary of Expenditures and Budget Request for Selected Funds

Agency: Department of Transportation

FY 2021 Actual	FY 2022 Expd. Plan	FY 2023 Fund. Issue	FY 2023 Total Request
-------------------	-----------------------	------------------------	--------------------------

Program: SLI Authorized Third Parties

Fund: DT3113-A Highway User Revenue Fund

Appropriated

6200 Professional and Outside Services	0.0	0.0	0.0	0.0
6500 Travel In-State	0.1	0.2	0.0	0.2
6600 Travel Out of State	0.0	0.0	0.0	0.0
6700 Food	0.0	0.0	0.0	0.0
6800 Aid to Organizations and Individuals	0.0	0.0	0.0	0.0
7000 Other Operating Expenses	20.3	20.1	0.0	20.1
8000 Equipment	0.0	0.0	0.0	0.0
8100 Capital Outlay	0.0	0.0	0.0	0.0
8600 Debt Service	0.0	0.0	0.0	0.0
9000 Cost Allocation	0.0	0.0	0.0	0.0
9100 Transfers	0.0	0.0	0.0	0.0

Appropriated Total:	192.0	209.6	0.0	209.6
----------------------------	-------	-------	-----	-------

Fund Total:	192.0	209.6	0.0	209.6
--------------------	-------	-------	-----	-------

Program Total For Selected Funds:	1,802.1	2,104.4	0.0	2,104.4
--	---------	---------	-----	---------

Program Expenditure Schedule

Agency:	Department of Transportation
Program:	SLI Authorized Third Parties

	FY 2021 Actual	FY 2022 Expd. Plan
FTE	0.0	0.0
Expenditure Category Total	0.0	0.0
<hr/>		
Personal Services	1,062.8	1,176.3
Boards and Commissions	0.0	0.0
Expenditure Category Total	1,062.8	1,176.3
Appropriated		
DT2030-A State Highway Fund (Appropriated)	865.5	975.0
DT2272-A Vehicle Inspection and Certificate of Title Enforcement Fu	44.7	45.8
DT2285-A Motor Vehicle Liability Insurance Enforcement Fund (Appr	37.0	39.4
DT3113-A Highway User Revenue Fund (Appropriated)	115.6	116.1
Fund Source Total	1,062.8	1,176.3
<hr/>		
Employee Related Expenses	487.3	606.9
Expenditure Category Total	487.3	606.9
Appropriated		
DT2030-A State Highway Fund (Appropriated)	396.0	480.6
DT2272-A Vehicle Inspection and Certificate of Title Enforcement Fu	10.4	27.2
DT2285-A Motor Vehicle Liability Insurance Enforcement Fund (Appr	24.9	25.9
DT3113-A Highway User Revenue Fund (Appropriated)	56.0	73.2
Fund Source Total	487.3	606.9
<hr/>		
Professional and Outside Services		0.0
External Prof/Outside Serv Budg And Appn	0.0	
External Investment Services	0.0	
Other External Financial Services	31.2	
Attorney General Legal Services	0.0	
External Legal Services	0.0	
External Engineer/Architect Cost - Exp	0.0	
External Engineer/Architect Cost- Cap	0.0	
Other Design	0.0	
Temporary Agency Services	1.9	
Hospital Services	0.0	
Other Medical Services	0.0	
Institutional Care	0.0	
Education And Training	0.0	
Vendor Travel	0.0	
Professional & Outside Services Excluded from Cost Alloca	0.0	
Vendor Travel - Non Reportable	0.0	
External Telecom Consulting Services	0.0	
Costs related to those in custody of the State	0.0	
Non - Confidential Specialist Fees	0.0	
Confidential Specialist Fees	0.0	
Outside Actuarial Costs	0.0	
Other Professional And Outside Services	73.2	

Program Expenditure Schedule

Agency:	Department of Transportation
Program:	SLI Authorized Third Parties

	FY 2021 Actual	FY 2022 Expd. Plan
Expenditure Category Total	106.4	0.0
Appropriated		
DT2030-A State Highway Fund (Appropriated)	106.4	0.0
Fund Source Total	106.4	0.0
Travel In-State	0.2	0.3
Expenditure Category Total	0.2	0.3
Appropriated		
DT2030-A State Highway Fund (Appropriated)	0.1	0.1
DT3113-A Highway User Revenue Fund (Appropriated)	0.1	0.2
Fund Source Total	0.2	0.3
Travel Out of State	0.0	0.0
Expenditure Category Total	0.0	0.0
Food	0.0	0.0
Expenditure Category Total	0.0	0.0
Aid to Organizations and Individuals	0.0	0.0
Expenditure Category Total	0.0	0.0
Other Operating Expenses		319.9
Other Operating Expenditures Budg Approp	0.0	
Other Operating Expenditures Excluded from Cost Allocati	0.0	
Risk Management Charges To State Agency	0.0	
Risk Management Deductible - Indemnity	0.0	
Risk Management Deductible - Legal	0.0	
Risk Management Deductible - Medical	0.0	
Risk Management Deductible - Other	0.0	
Gen Liab- Non Physical-Taxable- Self Ins	0.0	
Gross Proceeds Payments To Attorneys	0.0	
General Liability- Non-Taxable- Self Ins	0.0	
Medical Malpractice - Self-Insured	0.0	
Automobile Liability - Self Insured	0.0	
General Property Damage - Self- Insured	0.0	
Automobile Physical Damage-Self Insured	0.0	
Liability Insurance Premiums	0.0	
Property Insurance Premiums	0.0	
Workers Compensation Benefit Payments	0.0	
Self Insurance - Administrative Fees	0.0	
Self Insurance - Premiums	0.0	
Self Insurance - Claim Payments	0.0	
Self Insurance - Pharmacy Claims	0.0	
Premium Tax On Altcs	0.0	
Other Insurance-Related Charges	0.0	
Internal Service Data Processing	0.0	
Internal Service Data Proc- Pc/Lan	0.0	

Program Expenditure Schedule

Agency:	Department of Transportation
Program:	SLI Authorized Third Parties

	FY 2021 Actual	FY 2022 Expd. Plan
External Programming-Mainframe/Legacy	0.0	
External Programming- Pc/Lan/Serv/Web	0.0	
External Data Entry	0.0	
Othr External Data Proc-Mainframe/Legacy	0.0	
Othr External Data Proc-Pc/Lan/Serv/Web	3.7	
Pmt for AFIS Development & Usage	0.0	
Internal Service Telecommunications	0.0	
External Telecom Long Distance-In-State	0.0	
External Telecom Long Distance-Out-State	0.0	
Other External Telecommunication Service	0.0	
Electricity	0.0	
Sanitation Waste Disposal	0.0	
Water	0.0	
Gas And Fuel Oil For Buildings	0.0	
Other Utilities	0.0	
Building Rent Charges To State Agencies	0.0	
Priv Lease To Own Bld Rent Chrgs To Agy	0.0	
Cert Of Part Bld Rent Chrgs To Agy	0.0	
Rental Of Land And Buildings	0.0	
Rental Of Computer Equipment	0.0	
Rental Of Other Machinery And Equipment	0.0	
Miscellaneous Rent	0.0	
Interest On Overdue Payments	0.0	
All Other Interest Payments	0.0	
Internal Acct/Budg/Financial Svcs	0.0	
Other Internal Services	0.0	
Repair And Maintenance - Buildings	0.0	
Repair And Maintenance - Vehicles	0.0	
Repair And Maint - Mainframe And Legacy	0.0	
Repair And Maint-Pc/Lan/Serv/Web	0.0	
Repair And Maintenance - Other Equipment	0.0	
Other Repair And Maintenance	0.0	
Software Support And Maintenance	76.9	
Uniforms	0.0	
Inmate Clothing	0.0	
Security Supplies	0.0	
Office Supplies	1.0	
Computer Supplies	0.2	
Housekeeping Supplies	0.0	
Bedding And Bath Supplies	0.0	
Drugs And Medicine Supplies	0.0	
Medical Supplies	0.0	
Dental Supplies	0.0	
Automotive And Transportation Fuels	0.0	
Automotive Lubricants And Supplies	0.0	
Rpr And Maint Supplies-Not Auto Or Build	0.0	
Repair And Maintenance Supplies-Building	0.0	
Other Operating Supplies	0.0	
Publications	0.0	
Aggregate Withheld Or Paid Commissions	0.0	
Lottery Prizes	0.0	

Program Expenditure Schedule

Agency:	Department of Transportation
Program:	SLI Authorized Third Parties

	FY 2021 Actual	FY 2022 Expd. Plan
Lottery Distribution Costs	0.0	
Material for Further Processing	0.0	
Other Resale Supplies	0.0	
Loss On Sales Of Capital Assets	0.0	
Loss on Sales of Investments	0.0	
Employee Tuition Reimbursement-Graduate	0.0	
Employee Tuition Reimb Under-Grad/Other	0.0	
Conference Registration-Attendance Fees	0.0	
Other Education And Training Costs	0.0	
Advertising	0.0	
Sponsorships	0.0	
Internal Printing	0.0	
External Printing	0.0	
Photography	0.0	
Postage And Delivery	62.4	
Document shredding and Destruction Services	0.0	
Translation and Sign Language Services	0.0	
Distribution To State Universities	0.0	
Other Intrastate Distributions	0.0	
Awards	0.0	
Entertainment And Promotional Items	0.0	
Dues	0.0	
Books- Subscriptions And Publications	0.4	
Costs For Digital Image Or Microfilm	0.0	
Revolving Fund Advances	0.0	
Credit Card Fees Over Approved Limit	0.0	
Relief Bill Expenditures	0.0	
Surplus Property Distr To State Agencies	0.0	
Security Services	0.0	
Judgments - Damages	0.0	
ICA Payments to Claimants Confidential	0.0	
Jdgmnt-Confidential Restitution To Indiv	0.0	
Judgments - Non-Confidential Restitution	0.0	
Judgments - Punitive And Compensatory	0.0	
Pmts Made to Resolve/Disputes/Avoid Costs of Litigation	0.0	
Pmts For Contracted State Inmate Labor	0.0	
Payments To State Inmates	0.0	
Bad Debt Expense	0.0	
Interview Expense	0.0	
Employee Relocations-Nontaxable	0.0	
Employee Relocations-Taxable	0.0	
Non-Confidential Invest/Legal/Law Enf	0.0	
Conf/Sensitive Invest/Legal/Undercover	0.0	
Fingerprinting, Background Checks, Etc.	0.0	
Other Miscellaneous Operating	0.0	

Program Expenditure Schedule

Agency:	Department of Transportation
Program:	SLI Authorized Third Parties

	FY 2021 Actual	FY 2022 Expd. Plan
Expenditure Category Total	144.6	319.9
Appropriated		
DT2030-A State Highway Fund (Appropriated)	81.7	245.0
DT2272-A Vehicle Inspection and Certificate of Title Enforcement Fu	20.4	20.2
DT2285-A Motor Vehicle Liability Insurance Enforcement Fund (Appr	22.2	34.6
DT3113-A Highway User Revenue Fund (Appropriated)	20.3	20.1
	144.6	319.9
Fund Source Total	144.6	319.9
Current Year Expenditures		1.0
Capital Equipment Budget And Approp	0.0	
Vehicles Capital Purchase	0.0	
Vehicles Capital Leases	0.0	
Furniture Capital Purchase	0.0	
Depreciable Works Of Art & Hist Treas/Coll Capital Purcha	0.0	
Non Depr Works Of Art & Hist Treas/Coll Cap Purchase	0.0	
Furniture Capital Leases	0.0	
Computer Equipment Capital Purchase	0.0	
Computer Equipment Capital Lease	0.0	
Telecommunication Equip-Capital Purchase	0.0	
Telecommunication Equip-Capital Lease	0.0	
Other Equipment Capital Purchase	0.0	
Other Equipment Capital Leases	0.0	
Purchased Or Licensed Software-Website	0.0	
Internally Generated Software-Website	0.0	
Development in Progress	0.0	
Right-Of-Way/Easement/Extraction Rights	0.0	
Oth Int Assets purchased, licensed or internally generate	0.0	
Other intangible assets acquired by capital lease	0.0	
Other Capital Asset Purchases	0.0	
Leasehold Improvement-Capital Purchase	0.0	
Other Capital Asset Leases	0.0	
Non-Capital Equip Budget And Approp	0.0	
Vehicles Non-Capital Purchase	0.0	
Vehicles Non-Capital Leases	0.0	
Furniture Non-Capital Purchase	0.0	
Works Of Art And Hist Treas-Non Capital	0.0	
Furniture Non-Capital Leases	0.0	
Computer Equipment Non-Capital Purchase	0.8	
Computer Equipment Non-Capital Lease	0.0	
Telecomm Equip Non-Capital Purchase	0.0	
Telecomm Equip Non-Capital Leases	0.0	
Other Equipment Non-Capital Purchase	0.0	
Weapons Non-Capital Purchase	0.0	
Other Equipment Non-Capital Lease	0.0	
Purchased Or Licensed Software/Website	0.0	
Internally Generated Software/Website	0.0	
LICENSES AND PERMITS	0.0	
Right-Of-Way/Easement/Extraction Exp	0.0	
Other Intangible Assets - Purchased, Licensed or Internall	0.0	
Noncapital Software/Web By Capital Lease	0.0	

Program Expenditure Schedule

Agency:	Department of Transportation
Program:	SLI Authorized Third Parties

	FY 2021 Actual	FY 2022 Expd. Plan
Other Intangible Assets Acquired by Capital Lease	0.0	
Other Long Lived Tangible Assets to be Expenses	0.0	
Non-Capital Equipment Excluded from Cost Allocation	0.0	
Expenditure Category Total	0.8	1.0
Appropriated		
DT2030-A State Highway Fund (Appropriated)	0.8	1.0
Fund Source Total	0.8	1.0
Capital Outlay	0.0	0.0
Expenditure Category Total	0.0	0.0
Debt Service	0.0	0.0
Expenditure Category Total	0.0	0.0
Cost Allocation	0.0	0.0
Expenditure Category Total	0.0	0.0
Transfers	0.0	0.0
Expenditure Category Total	0.0	0.0

Employee Retirement Coverage			
Retirement System	FTE	Personal Services	Fund#
Arizona State Retirement System	0.0	1,176.3	DT2030-A

Program Summary of Expenditures and Budget Request

Agency:	Department of Transportation
Program:	State Motor Vehicle Fleet

		FY 2021 Actual	FY 2022 Expd. Plan	FY 2023 Fund. Issue	FY 2023 Total Request
Program Summary					
4-2	SLI State Fleet Operations	0.0	13,767.7	0.0	13,767.7
4-3	SLI State Fleet Vehicle Replacement	0.0	4,500.0	0.0	4,500.0
Program Summary Total:		0.0	18,267.7	0.0	18,267.7
Expenditure Categories					
0000	FTE Positions	0.0	0.0	0.0	0.0
6000	Personal Services	0.0	0.0	0.0	0.0
6100	Employee Related Expenses	0.0	0.0	0.0	0.0
6200	Professional and Outside Services	0.0	0.0	0.0	0.0
6500	Travel In-State	0.0	0.0	0.0	0.0
6600	Travel Out of State	0.0	0.0	0.0	0.0
6700	Food	0.0	0.0	0.0	0.0
6800	Aid to Organizations and Individuals	0.0	0.0	0.0	0.0
7000	Other Operating Expenses	0.0	13,767.7	0.0	13,767.7
8000	Equipment	0.0	4,500.0	0.0	4,500.0
8100	Capital Outlay	0.0	0.0	0.0	0.0
8600	Debt Service	0.0	0.0	0.0	0.0
9000	Cost Allocation	0.0	0.0	0.0	0.0
9100	Transfers	0.0	0.0	0.0	0.0
Expenditure Categories Total:		0.0	18,267.7	0.0	18,267.7
Fund Source					
Appropriated Funds					
DT9901-A	State Motor Vehicle Fleet Recapitalization Fund -	0.0	4,500.0	0.0	4,500.0
DT9997-A	State Vehicle Replacement Fund (Appropriated)	0.0	0.0	0.0	0.0
DT9998-A	State Fleet Operations Fund (Appropriated)	0.0	0.0	0.0	0.0
DT9999-A	State Motor Vehicle Fleet Operations Fund - NEW	0.0	13,767.7	0.0	13,767.7
		0.0	18,267.7	0.0	18,267.7
Fund Source Total:		0.0	18,267.7	0.0	18,267.7

Program Group Summary of Expenditures and Budget Request for Selected Funds

Agency:	Department of Transportation
Program:	State Motor Vehicle Fleet

	FY 2021 Actual	FY 2022 Expd. Plan	FY 2023 Fund. Issue	FY 2023 Total Request
--	-------------------	-----------------------	------------------------	--------------------------

Fund:	DT9901-A State Motor Vehicle Fleet Recapitalization Fund - NEW (Appropriated)
--------------	---

Program Expenditures

COST CENTER/PROGRAM BUDGET UNIT

4-3	SLI State Fleet Vehicle Replacement	0.0	4,500.0	0.0	4,500.0
	Total	0.0	4,500.0	0.0	4,500.0

Appropriated Funding

Expenditure Categories

Personal Services	0.0	0.0	0.0	0.0
Employee Related Expenses	0.0	0.0	0.0	0.0
Professional and Outside Services	0.0	0.0	0.0	0.0
Travel In-State	0.0	0.0	0.0	0.0
Travel Out of State	0.0	0.0	0.0	0.0
Food	0.0	0.0	0.0	0.0
Aid to Organizations and Individuals	0.0	0.0	0.0	0.0
Other Operating Expenses	0.0	0.0	0.0	0.0
Equipment	0.0	4,500.0	0.0	4,500.0
Capital Outlay	0.0	0.0	0.0	0.0
Debt Service	0.0	0.0	0.0	0.0
Cost Allocation	0.0	0.0	0.0	0.0
Transfers	0.0	0.0	0.0	0.0

Expenditure Categories Total:	0.0	4,500.0	0.0	4,500.0
--------------------------------------	-----	---------	-----	---------

Fund DT9901-A Total:	0.0	4,500.0	0.0	4,500.0
-----------------------------	-----	---------	-----	---------

Program Group Summary of Expenditures and Budget Request for Selected Funds

Agency:	Department of Transportation
Program:	State Motor Vehicle Fleet

	FY 2021 Actual	FY 2022 Expd. Plan	FY 2023 Fund. Issue	FY 2023 Total Request
--	-------------------	-----------------------	------------------------	--------------------------

Fund:	DT9997-A State Vehicle Replacement Fund (Appropriated)
--------------	--

Program Expenditures

COST CENTER/PROGRAM BUDGET UNIT

4-3	SLI State Fleet Vehicle Replacement	0.0	0.0	0.0	0.0
	Total	0.0	0.0	0.0	0.0

Appropriated Funding

Expenditure Categories

FTE Positions	0.0	0.0	0.0	0.0
Personal Services	0.0	0.0	0.0	0.0
Employee Related Expenses	0.0	0.0	0.0	0.0
Professional and Outside Services	0.0	0.0	0.0	0.0
Travel In-State	0.0	0.0	0.0	0.0
Travel Out of State	0.0	0.0	0.0	0.0
Food	0.0	0.0	0.0	0.0
Aid to Organizations and Individuals	0.0	0.0	0.0	0.0
Other Operating Expenses	0.0	0.0	0.0	0.0
Equipment	0.0	0.0	0.0	0.0
Capital Outlay	0.0	0.0	0.0	0.0
Debt Service	0.0	0.0	0.0	0.0
Cost Allocation	0.0	0.0	0.0	0.0
Transfers	0.0	0.0	0.0	0.0

Expenditure Categories Total:	0.0	0.0	0.0	0.0
--------------------------------------	-----	-----	-----	-----

Fund DT9997-A Total:	0.0	0.0	0.0	0.0
-----------------------------	-----	-----	-----	-----

Program Group Summary of Expenditures and Budget Request for Selected Funds

Agency:	Department of Transportation
Program:	State Motor Vehicle Fleet

	FY 2021 Actual	FY 2022 Expd. Plan	FY 2023 Fund. Issue	FY 2023 Total Request
--	-------------------	-----------------------	------------------------	--------------------------

Fund:	DT9998-A State Fleet Operations Fund (Appropriated)
--------------	---

Program Expenditures

COST CENTER/PROGRAM BUDGET UNIT

4-2	SLI State Fleet Operations	0.0	0.0	0.0	0.0
	Total	0.0	0.0	0.0	0.0

Appropriated Funding

Expenditure Categories

FTE Positions	0.0	0.0	0.0	0.0
Personal Services	0.0	0.0	0.0	0.0
Employee Related Expenses	0.0	0.0	0.0	0.0
Professional and Outside Services	0.0	0.0	0.0	0.0
Travel In-State	0.0	0.0	0.0	0.0
Travel Out of State	0.0	0.0	0.0	0.0
Food	0.0	0.0	0.0	0.0
Aid to Organizations and Individuals	0.0	0.0	0.0	0.0
Other Operating Expenses	0.0	0.0	0.0	0.0
Equipment	0.0	0.0	0.0	0.0
Capital Outlay	0.0	0.0	0.0	0.0
Debt Service	0.0	0.0	0.0	0.0
Cost Allocation	0.0	0.0	0.0	0.0
Transfers	0.0	0.0	0.0	0.0

Expenditure Categories Total:	0.0	0.0	0.0	0.0
--------------------------------------	-----	-----	-----	-----

Fund DT9998-A Total:	0.0	0.0	0.0	0.0
-----------------------------	-----	-----	-----	-----

Program Group Summary of Expenditures and Budget Request for Selected Funds

Agency:	Department of Transportation
Program:	State Motor Vehicle Fleet

	FY 2021 Actual	FY 2022 Expd. Plan	FY 2023 Fund. Issue	FY 2023 Total Request
--	-------------------	-----------------------	------------------------	--------------------------

Fund:	DT9999-A State Motor Vehicle Fleet Operations Fund - NEW (Appropriated)
--------------	---

Program Expenditures

COST CENTER/PROGRAM BUDGET UNIT

4-2	SLI State Fleet Operations	0.0	13,767.7	0.0	13,767.7
	Total	0.0	13,767.7	0.0	13,767.7

Appropriated Funding

Expenditure Categories

Personal Services	0.0	0.0	0.0	0.0
Employee Related Expenses	0.0	0.0	0.0	0.0
Professional and Outside Services	0.0	0.0	0.0	0.0
Travel In-State	0.0	0.0	0.0	0.0
Travel Out of State	0.0	0.0	0.0	0.0
Food	0.0	0.0	0.0	0.0
Aid to Organizations and Individuals	0.0	0.0	0.0	0.0
Other Operating Expenses	0.0	13,767.7	0.0	13,767.7
Equipment	0.0	0.0	0.0	0.0
Capital Outlay	0.0	0.0	0.0	0.0
Debt Service	0.0	0.0	0.0	0.0
Cost Allocation	0.0	0.0	0.0	0.0
Transfers	0.0	0.0	0.0	0.0

Expenditure Categories Total:	0.0	13,767.7	0.0	13,767.7
--------------------------------------	-----	----------	-----	----------

Fund DT9999-A Total:	0.0	13,767.7	0.0	13,767.7
-----------------------------	-----	----------	-----	----------

Program 4 Total:	0.0	18,267.7	0.0	18,267.7
-------------------------	-----	----------	-----	----------

Program Budget Unit Summary of Expenditures and Budget Request for All Funds

Agency:	Department of Transportation
Program:	SLI State Fleet Operations

Expenditure Categories		FY 2021	FY 2022	FY 2023	FY 2023
		Actual	Expd. Plan	Fund. Issue	Total Request
0000	FTE	0.0	0.0	0.0	0.0
6000	Personal Services	0.0	0.0	0.0	0.0
6100	Employee Related Expenses	0.0	0.0	0.0	0.0
6200	Professional and Outside Services	0.0	0.0	0.0	0.0
6500	Travel In-State	0.0	0.0	0.0	0.0
6600	Travel Out of State	0.0	0.0	0.0	0.0
6700	Food	0.0	0.0	0.0	0.0
6800	Aid to Organizations and Individuals	0.0	0.0	0.0	0.0
7000	Other Operating Expenses	0.0	13,767.7	0.0	13,767.7
8000	Equipment	0.0	0.0	0.0	0.0
8100	Capital Outlay	0.0	0.0	0.0	0.0
8600	Debt Service	0.0	0.0	0.0	0.0
9000	Cost Allocation	0.0	0.0	0.0	0.0
9100	Transfers	0.0	0.0	0.0	0.0
Expenditure Categories Total:		0.0	13,767.7	0.0	13,767.7

Fund Source		FY 2021	FY 2022	FY 2023	FY 2023
Appropriated Funds					
DT9998-A	State Fleet Operations Fund (Appropriated)	0.0	0.0	0.0	0.0
	State Motor Vehicle Fleet Operations Fund - NEW	0.0	13,767.7	0.0	13,767.7
		0.0	13,767.7	0.0	13,767.7
Fund Source Total:		0.0	13,767.7	0.0	13,767.7

Program Budget Unit Summary of Expenditures and Budget Request for Selected Funds

Agency: Department of Transportation

FY 2021 Actual	FY 2022 Expd. Plan	FY 2023 Fund. Issue	FY 2023 Total Request
-------------------	-----------------------	------------------------	--------------------------

Program: SLI State Fleet Operations

Fund: DT9998-A State Fleet Operations Fund

Appropriated

0000 FTE	0.0	0.0	0.0	0.0
6000 Personal Services	0.0	0.0	0.0	0.0
6100 Employee Related Expenses	0.0	0.0	0.0	0.0
6200 Professional and Outside Services	0.0	0.0	0.0	0.0
6500 Travel In-State	0.0	0.0	0.0	0.0
6600 Travel Out of State	0.0	0.0	0.0	0.0
6700 Food	0.0	0.0	0.0	0.0
6800 Aid to Organizations and Individuals	0.0	0.0	0.0	0.0
7000 Other Operating Expenses	0.0	0.0	0.0	0.0
8000 Equipment	0.0	0.0	0.0	0.0
8100 Capital Outlay	0.0	0.0	0.0	0.0
8600 Debt Service	0.0	0.0	0.0	0.0
9000 Cost Allocation	0.0	0.0	0.0	0.0
9100 Transfers	0.0	0.0	0.0	0.0

Appropriated Total:

	0.0	0.0	0.0	0.0
--	-----	-----	-----	-----

Fund Total:	0.0	0.0	0.0	0.0
--------------------	-----	-----	-----	-----

Fund: DT9999-A State Motor Vehicle Fleet Operations Fund - NEW

Appropriated

6000 Personal Services	0.0	0.0	0.0	0.0
6100 Employee Related Expenses	0.0	0.0	0.0	0.0
6200 Professional and Outside Services	0.0	0.0	0.0	0.0
6500 Travel In-State	0.0	0.0	0.0	0.0
6600 Travel Out of State	0.0	0.0	0.0	0.0
6700 Food	0.0	0.0	0.0	0.0
6800 Aid to Organizations and Individuals	0.0	0.0	0.0	0.0
7000 Other Operating Expenses	0.0	13,767.7	0.0	13,767.7
8000 Equipment	0.0	0.0	0.0	0.0
8100 Capital Outlay	0.0	0.0	0.0	0.0

Program Budget Unit Summary of Expenditures and Budget Request for Selected Funds

Agency: Department of Transportation

FY 2021 Actual	FY 2022 Expd. Plan	FY 2023 Fund. Issue	FY 2023 Total Request
-------------------	-----------------------	------------------------	--------------------------

Program: SLI State Fleet Operations

Fund: DT9999-A State Motor Vehicle Fleet Operations Fund - NEW

Appropriated

8600 Debt Service	0.0	0.0	0.0	0.0
9000 Cost Allocation	0.0	0.0	0.0	0.0
9100 Transfers	0.0	0.0	0.0	0.0

Appropriated Total:	0.0	13,767.7	0.0	13,767.7
----------------------------	-----	----------	-----	----------

Fund Total:	0.0	13,767.7	0.0	13,767.7
--------------------	-----	----------	-----	----------

Program Total For Selected Funds:	0.0	13,767.7	0.0	13,767.7
--	-----	----------	-----	----------

Program Expenditure Schedule

Agency:	Department of Transportation
Program:	SLI State Fleet Operations

	FY 2021 Actual	FY 2022 Expd. Plan
FTE	0.0	0.0
Expenditure Category Total	0.0	0.0
Personal Services	0.0	0.0
Boards and Commissions	0.0	0.0
Expenditure Category Total	0.0	0.0
Employee Related Expenses	0.0	0.0
Expenditure Category Total	0.0	0.0
Professional and Outside Services		0.0
External Prof/Outside Serv Budg And Appn	0.0	
External Investment Services	0.0	
Other External Financial Services	0.0	
Attorney General Legal Services	0.0	
External Legal Services	0.0	
External Engineer/Architect Cost - Exp	0.0	
External Engineer/Architect Cost- Cap	0.0	
Other Design	0.0	
Temporary Agency Services	0.0	
Hospital Services	0.0	
Other Medical Services	0.0	
Institutional Care	0.0	
Education And Training	0.0	
Vendor Travel	0.0	
Professional & Outside Services Excluded from Cost Alloca	0.0	
Vendor Travel - Non Reportable	0.0	
External Telecom Consulting Services	0.0	
Costs related to those in custody of the State	0.0	
Non - Confidential Specialist Fees	0.0	
Confidential Specialist Fees	0.0	
Outside Actuarial Costs	0.0	
Other Professional And Outside Services	0.0	
Expenditure Category Total	0.0	0.0
Travel In-State	0.0	0.0
Expenditure Category Total	0.0	0.0
Travel Out of State	0.0	0.0
Expenditure Category Total	0.0	0.0
Food	0.0	0.0
Expenditure Category Total	0.0	0.0
Aid to Organizations and Individuals	0.0	0.0
Expenditure Category Total	0.0	0.0

Program Expenditure Schedule

Agency:	Department of Transportation
Program:	SLI State Fleet Operations

	FY 2021 Actual	FY 2022 Expd. Plan
Other Operating Expenses		13,767.7
Other Operating Expenditures Budg Approp	0.0	
Other Operating Expenditures Excluded from Cost Allocati	0.0	
Risk Management Charges To State Agency	0.0	
Risk Management Deductible - Indemnity	0.0	
Risk Management Deductible - Legal	0.0	
Risk Management Deductible - Medical	0.0	
Risk Management Deductible - Other	0.0	
Gen Liab- Non Physical-Taxable- Self Ins	0.0	
Gross Proceeds Payments To Attorneys	0.0	
General Liability- Non-Taxable- Self Ins	0.0	
Medical Malpractice - Self-Insured	0.0	
Automobile Liability - Self Insured	0.0	
General Property Damage - Self- Insured	0.0	
Automobile Physical Damage-Self Insured	0.0	
Liability Insurance Premiums	0.0	
Property Insurance Premiums	0.0	
Workers Compensation Benefit Payments	0.0	
Self Insurance - Administrative Fees	0.0	
Self Insurance - Premiums	0.0	
Self Insurance - Claim Payments	0.0	
Self Insurance - Pharmacy Claims	0.0	
Premium Tax On Altcs	0.0	
Other Insurance-Related Charges	0.0	
Internal Service Data Processing	0.0	
Internal Service Data Proc- Pc/Lan	0.0	
External Programming-Mainframe/Legacy	0.0	
External Programming- Pc/Lan/Serv/Web	0.0	
External Data Entry	0.0	
Othr External Data Proc-Mainframe/Legacy	0.0	
Othr External Data Proc-Pc/Lan/Serv/Web	0.0	
Pmt for AFIS Development & Usage	0.0	
Internal Service Telecommunications	0.0	
External Telecom Long Distance-In-State	0.0	
External Telecom Long Distance-Out-State	0.0	
Other External Telecommunication Service	0.0	
Electricity	0.0	
Sanitation Waste Disposal	0.0	
Water	0.0	
Gas And Fuel Oil For Buildings	0.0	
Other Utilities	0.0	
Building Rent Charges To State Agencies	0.0	
Priv Lease To Own Bld Rent Chrgs To Agy	0.0	
Cert Of Part Bld Rent Chrgs To Agy	0.0	
Rental Of Land And Buildings	0.0	
Rental Of Computer Equipment	0.0	
Rental Of Other Machinery And Equipment	0.0	
Miscellaneous Rent	0.0	
Interest On Overdue Payments	0.0	
All Other Interest Payments	0.0	
Internal Acct/Budg/Financial Svcs	0.0	

Program Expenditure Schedule

Agency:	Department of Transportation
Program:	SLI State Fleet Operations

	FY 2021 Actual	FY 2022 Expd. Plan
Other Internal Services	0.0	
Repair And Maintenance - Buildings	0.0	
Repair And Maintenance - Vehicles	0.0	
Repair And Maint - Mainframe And Legacy	0.0	
Repair And Maint-Pc/Lan/Serv/Web	0.0	
Repair And Maintenance - Other Equipment	0.0	
Other Repair And Maintenance	0.0	
Software Support And Maintenance	0.0	
Uniforms	0.0	
Inmate Clothing	0.0	
Security Supplies	0.0	
Office Supplies	0.0	
Computer Supplies	0.0	
Housekeeping Supplies	0.0	
Bedding And Bath Supplies	0.0	
Drugs And Medicine Supplies	0.0	
Medical Supplies	0.0	
Dental Supplies	0.0	
Automotive And Transportation Fuels	0.0	
Automotive Lubricants And Supplies	0.0	
Rpr And Maint Supplies-Not Auto Or Build	0.0	
Repair And Maintenance Supplies-Building	0.0	
Other Operating Supplies	0.0	
Publications	0.0	
Aggregate Withheld Or Paid Commissions	0.0	
Lottery Prizes	0.0	
Lottery Distribution Costs	0.0	
Material for Further Processing	0.0	
Other Resale Supplies	0.0	
Loss On Sales Of Capital Assets	0.0	
Loss on Sales of Investments	0.0	
Employee Tuition Reimbursement-Graduate	0.0	
Employee Tuition Reimb Under-Grad/Other	0.0	
Conference Registration-Attendance Fees	0.0	
Other Education And Training Costs	0.0	
Advertising	0.0	
Sponsorships	0.0	
Internal Printing	0.0	
External Printing	0.0	
Photography	0.0	
Postage And Delivery	0.0	
Document shredding and Destruction Services	0.0	
Translation and Sign Language Services	0.0	
Distribution To State Universities	0.0	
Other Intrastate Distributions	0.0	
Awards	0.0	
Entertainment And Promotional Items	0.0	
Dues	0.0	
Books- Subscriptions And Publications	0.0	
Costs For Digital Image Or Microfilm	0.0	
Revolving Fund Advances	0.0	

Program Expenditure Schedule

Agency:	Department of Transportation
Program:	SLI State Fleet Operations

	FY 2021 Actual	FY 2022 Expd. Plan
Credit Card Fees Over Approved Limit	0.0	
Relief Bill Expenditures	0.0	
Surplus Property Distr To State Agencies	0.0	
Security Services	0.0	
Judgments - Damages	0.0	
ICA Payments to Claimants Confidential	0.0	
Jdgmnt-Confidential Restitution To Indiv	0.0	
Judgments - Non-Confidential Restitution	0.0	
Judgments - Punitive And Compensatory	0.0	
Pmts Made to Resolve/Disputes/Avoid Costs of Litigation	0.0	
Pmts For Contracted State Inmate Labor	0.0	
Payments To State Inmates	0.0	
Bad Debt Expense	0.0	
Interview Expense	0.0	
Employee Relocations-Nontaxable	0.0	
Employee Relocations-Taxable	0.0	
Non-Confidential Invest/Legal/Law Enf	0.0	
Conf/Sensitive Invest/Legal/Undercover	0.0	
Fingerprinting, Background Checks, Etc.	0.0	
Other Miscellaneous Operating	0.0	
Expenditure Category Total	0.0	13,767.7
Appropriated		
DT9999-A State Motor Vehicle Fleet Operations Fund - NEW (Approp	0.0	13,767.7
Fund Source Total	0.0	13,767.7
Current Year Expenditures		0.0
Capital Equipment Budget And Approp	0.0	
Vehicles Capital Purchase	0.0	
Vehicles Capital Leases	0.0	
Furniture Capital Purchase	0.0	
Depreciable Works Of Art & Hist Treas/Coll Capital Purcha	0.0	
Non Depr Works Of Art & Hist Treas/Coll Cap Purchase	0.0	
Furniture Capital Leases	0.0	
Computer Equipment Capital Purchase	0.0	
Computer Equipment Capital Lease	0.0	
Telecommunication Equip-Capital Purchase	0.0	
Telecommunication Equip-Capital Lease	0.0	
Other Equipment Capital Purchase	0.0	
Other Equipment Capital Leases	0.0	
Purchased Or Licensed Software-Website	0.0	
Internally Generated Software-Website	0.0	
Development in Progress	0.0	
Right-Of-Way/Easement/Extraction Rights	0.0	
Oth Int Assets purchased, licensed or internally generate	0.0	
Other intangible assets acquired by capital lease	0.0	
Other Capital Asset Purchases	0.0	
Leasehold Improvement-Capital Purchase	0.0	
Other Capital Asset Leases	0.0	
Non-Capital Equip Budget And Approp	0.0	
Vehicles Non-Capital Purchase	0.0	

Program Expenditure Schedule

Agency:	Department of Transportation
Program:	SLI State Fleet Operations

	FY 2021 Actual	FY 2022 Expd. Plan
Vehicles Non-Capital Leases	0.0	
Furniture Non-Capital Purchase	0.0	
Works Of Art And Hist Treas-Non Capital	0.0	
Furniture Non-Capital Leases	0.0	
Computer Equipment Non-Capital Purchase	0.0	
Computer Equipment Non-Capital Lease	0.0	
Telecomm Equip Non-Capital Purchase	0.0	
Telecomm Equip Non-Capital Leases	0.0	
Other Equipment Non-Capital Purchase	0.0	
Weapons Non-Capital Purchase	0.0	
Other Equipment Non-Capital Lease	0.0	
Purchased Or Licensed Software/Website	0.0	
Internally Generated Software/Website	0.0	
LICENSES AND PERMITS	0.0	
Right-Of-Way/Easement/Extraction Exp	0.0	
Other Intangible Assets - Purchased, Licensed or Internall	0.0	
Noncapital Software/Web By Capital Lease	0.0	
Other Intangible Assets Acquired by Capital Lease	0.0	
Other Long Lived Tangible Assets to be Expenses	0.0	
Non-Capital Equipment Excluded from Cost Allocation	0.0	
Expenditure Category Total	0.0	0.0
<hr/>		
Capital Outlay	0.0	0.0
Expenditure Category Total	0.0	0.0
<hr/>		
Debt Service	0.0	0.0
Expenditure Category Total	0.0	0.0
<hr/>		
Cost Allocation	0.0	0.0
Expenditure Category Total	0.0	0.0
<hr/>		
Transfers	0.0	0.0
Expenditure Category Total	0.0	0.0
<hr/>		

Program Budget Unit Summary of Expenditures and Budget Request for All Funds

Agency:	Department of Transportation
Program:	SLI State Fleet Vehicle Replacement

Expenditure Categories		FY 2021	FY 2022	FY 2023	FY 2023
		Actual	Expd. Plan	Fund. Issue	Total Request
0000	FTE	0.0	0.0	0.0	0.0
6000	Personal Services	0.0	0.0	0.0	0.0
6100	Employee Related Expenses	0.0	0.0	0.0	0.0
6200	Professional and Outside Services	0.0	0.0	0.0	0.0
6500	Travel In-State	0.0	0.0	0.0	0.0
6600	Travel Out of State	0.0	0.0	0.0	0.0
6700	Food	0.0	0.0	0.0	0.0
6800	Aid to Organizations and Individuals	0.0	0.0	0.0	0.0
7000	Other Operating Expenses	0.0	0.0	0.0	0.0
8000	Equipment	0.0	4,500.0	0.0	4,500.0
8100	Capital Outlay	0.0	0.0	0.0	0.0
8600	Debt Service	0.0	0.0	0.0	0.0
9000	Cost Allocation	0.0	0.0	0.0	0.0
9100	Transfers	0.0	0.0	0.0	0.0
Expenditure Categories Total:		0.0	4,500.0	0.0	4,500.0

Fund Source		FY 2021	FY 2022	FY 2023	FY 2023
		Actual	Expd. Plan	Fund. Issue	Total Request
Appropriated Funds					
DT9901-A State Motor Vehicle Fleet Recapitalization Fund -		0.0	4,500.0	0.0	4,500.0
DT9997-A State Vehicle Replacement Fund (Appropriated)		0.0	0.0	0.0	0.0
		0.0	4,500.0	0.0	4,500.0
Fund Source Total:		0.0	4,500.0	0.0	4,500.0

Program Budget Unit Summary of Expenditures and Budget Request for Selected Funds

Agency: Department of Transportation

FY 2021 Actual	FY 2022 Expd. Plan	FY 2023 Fund. Issue	FY 2023 Total Request
-------------------	-----------------------	------------------------	--------------------------

Program: SLI State Fleet Vehicle Replacement

Fund: DT9901-A State Motor Vehicle Fleet Recapitalization Fund - NEW

Appropriated

6000 Personal Services	0.0	0.0	0.0	0.0
6100 Employee Related Expenses	0.0	0.0	0.0	0.0
6200 Professional and Outside Services	0.0	0.0	0.0	0.0
6500 Travel In-State	0.0	0.0	0.0	0.0
6600 Travel Out of State	0.0	0.0	0.0	0.0
6700 Food	0.0	0.0	0.0	0.0
6800 Aid to Organizations and Individuals	0.0	0.0	0.0	0.0
7000 Other Operating Expenses	0.0	0.0	0.0	0.0
8000 Equipment	0.0	4,500.0	0.0	4,500.0
8100 Capital Outlay	0.0	0.0	0.0	0.0
8600 Debt Service	0.0	0.0	0.0	0.0
9000 Cost Allocation	0.0	0.0	0.0	0.0
9100 Transfers	0.0	0.0	0.0	0.0

Appropriated Total:	0.0	4,500.0	0.0	4,500.0
----------------------------	-----	---------	-----	---------

Fund Total:	0.0	4,500.0	0.0	4,500.0
--------------------	-----	---------	-----	---------

Fund: DT9997-A State Vehicle Replacement Fund

Appropriated

0000 FTE	0.0	0.0	0.0	0.0
6000 Personal Services	0.0	0.0	0.0	0.0
6100 Employee Related Expenses	0.0	0.0	0.0	0.0
6200 Professional and Outside Services	0.0	0.0	0.0	0.0
6500 Travel In-State	0.0	0.0	0.0	0.0
6600 Travel Out of State	0.0	0.0	0.0	0.0
6700 Food	0.0	0.0	0.0	0.0
6800 Aid to Organizations and Individuals	0.0	0.0	0.0	0.0
7000 Other Operating Expenses	0.0	0.0	0.0	0.0
8000 Equipment	0.0	0.0	0.0	0.0
8100 Capital Outlay	0.0	0.0	0.0	0.0

Program Budget Unit Summary of Expenditures and Budget Request for Selected Funds

Agency: Department of Transportation

FY 2021 Actual	FY 2022 Expd. Plan	FY 2023 Fund. Issue	FY 2023 Total Request
-------------------	-----------------------	------------------------	--------------------------

Program: SLI State Fleet Vehicle Replacement

Fund: DT9997-A State Vehicle Replacement Fund

Appropriated

8600 Debt Service	0.0	0.0	0.0	0.0
9000 Cost Allocation	0.0	0.0	0.0	0.0
9100 Transfers	0.0	0.0	0.0	0.0

Appropriated Total:	0.0	0.0	0.0	0.0
----------------------------	-----	-----	-----	-----

Fund Total:	0.0	0.0	0.0	0.0
--------------------	-----	-----	-----	-----

Program Total For Selected Funds:	0.0	4,500.0	0.0	4,500.0
--	-----	---------	-----	---------

Program Expenditure Schedule

Agency:	Department of Transportation
Program:	SLI State Fleet Vehicle Replacement

	FY 2021 Actual	FY 2022 Expd. Plan
FTE	0.0	0.0
Expenditure Category Total	0.0	0.0
Personal Services	0.0	0.0
Boards and Commissions	0.0	0.0
Expenditure Category Total	0.0	0.0
Employee Related Expenses	0.0	0.0
Expenditure Category Total	0.0	0.0
Professional and Outside Services		0.0
External Prof/Outside Serv Budg And Appn	0.0	
External Investment Services	0.0	
Other External Financial Services	0.0	
Attorney General Legal Services	0.0	
External Legal Services	0.0	
External Engineer/Architect Cost - Exp	0.0	
External Engineer/Architect Cost- Cap	0.0	
Other Design	0.0	
Temporary Agency Services	0.0	
Hospital Services	0.0	
Other Medical Services	0.0	
Institutional Care	0.0	
Education And Training	0.0	
Vendor Travel	0.0	
Professional & Outside Services Excluded from Cost Alloca	0.0	
Vendor Travel - Non Reportable	0.0	
External Telecom Consulting Services	0.0	
Costs related to those in custody of the State	0.0	
Non - Confidential Specialist Fees	0.0	
Confidential Specialist Fees	0.0	
Outside Actuarial Costs	0.0	
Other Professional And Outside Services	0.0	
Expenditure Category Total	0.0	0.0
Travel In-State	0.0	0.0
Expenditure Category Total	0.0	0.0
Travel Out of State	0.0	0.0
Expenditure Category Total	0.0	0.0
Food	0.0	0.0
Expenditure Category Total	0.0	0.0
Aid to Organizations and Individuals	0.0	0.0
Expenditure Category Total	0.0	0.0

Program Expenditure Schedule

Agency:	Department of Transportation
Program:	SLI State Fleet Vehicle Replacement

	FY 2021 Actual	FY 2022 Expd. Plan
Other Operating Expenses		0.0
Other Operating Expenditures Budg Approp	0.0	
Other Operating Expenditures Excluded from Cost Allocati	0.0	
Risk Management Charges To State Agency	0.0	
Risk Management Deductible - Indemnity	0.0	
Risk Management Deductible - Legal	0.0	
Risk Management Deductible - Medical	0.0	
Risk Management Deductible - Other	0.0	
Gen Liab- Non Physical-Taxable- Self Ins	0.0	
Gross Proceeds Payments To Attorneys	0.0	
General Liability- Non-Taxable- Self Ins	0.0	
Medical Malpractice - Self-Insured	0.0	
Automobile Liability - Self Insured	0.0	
General Property Damage - Self- Insured	0.0	
Automobile Physical Damage-Self Insured	0.0	
Liability Insurance Premiums	0.0	
Property Insurance Premiums	0.0	
Workers Compensation Benefit Payments	0.0	
Self Insurance - Administrative Fees	0.0	
Self Insurance - Premiums	0.0	
Self Insurance - Claim Payments	0.0	
Self Insurance - Pharmacy Claims	0.0	
Premium Tax On Altcs	0.0	
Other Insurance-Related Charges	0.0	
Internal Service Data Processing	0.0	
Internal Service Data Proc- Pc/Lan	0.0	
External Programming-Mainframe/Legacy	0.0	
External Programming- Pc/Lan/Serv/Web	0.0	
External Data Entry	0.0	
Othr External Data Proc-Mainframe/Legacy	0.0	
Othr External Data Proc-Pc/Lan/Serv/Web	0.0	
Pmt for AFIS Development & Usage	0.0	
Internal Service Telecommunications	0.0	
External Telecom Long Distance-In-State	0.0	
External Telecom Long Distance-Out-State	0.0	
Other External Telecommunication Service	0.0	
Electricity	0.0	
Sanitation Waste Disposal	0.0	
Water	0.0	
Gas And Fuel Oil For Buildings	0.0	
Other Utilities	0.0	
Building Rent Charges To State Agencies	0.0	
Priv Lease To Own Bld Rent Chrgs To Agy	0.0	
Cert Of Part Bld Rent Chrgs To Agy	0.0	
Rental Of Land And Buildings	0.0	
Rental Of Computer Equipment	0.0	
Rental Of Other Machinery And Equipment	0.0	
Miscellaneous Rent	0.0	
Interest On Overdue Payments	0.0	
All Other Interest Payments	0.0	
Internal Acct/Budg/Financial Svcs	0.0	

Program Expenditure Schedule

Agency:	Department of Transportation
Program:	SLI State Fleet Vehicle Replacement

	FY 2021 Actual	FY 2022 Expd. Plan
Other Internal Services	0.0	
Repair And Maintenance - Buildings	0.0	
Repair And Maintenance - Vehicles	0.0	
Repair And Maint - Mainframe And Legacy	0.0	
Repair And Maint-Pc/Lan/Serv/Web	0.0	
Repair And Maintenance - Other Equipment	0.0	
Other Repair And Maintenance	0.0	
Software Support And Maintenance	0.0	
Uniforms	0.0	
Inmate Clothing	0.0	
Security Supplies	0.0	
Office Supplies	0.0	
Computer Supplies	0.0	
Housekeeping Supplies	0.0	
Bedding And Bath Supplies	0.0	
Drugs And Medicine Supplies	0.0	
Medical Supplies	0.0	
Dental Supplies	0.0	
Automotive And Transportation Fuels	0.0	
Automotive Lubricants And Supplies	0.0	
Rpr And Maint Supplies-Not Auto Or Build	0.0	
Repair And Maintenance Supplies-Building	0.0	
Other Operating Supplies	0.0	
Publications	0.0	
Aggregate Withheld Or Paid Commissions	0.0	
Lottery Prizes	0.0	
Lottery Distribution Costs	0.0	
Material for Further Processing	0.0	
Other Resale Supplies	0.0	
Loss On Sales Of Capital Assets	0.0	
Loss on Sales of Investments	0.0	
Employee Tuition Reimbursement-Graduate	0.0	
Employee Tuition Reimb Under-Grad/Other	0.0	
Conference Registration-Attendance Fees	0.0	
Other Education And Training Costs	0.0	
Advertising	0.0	
Sponsorships	0.0	
Internal Printing	0.0	
External Printing	0.0	
Photography	0.0	
Postage And Delivery	0.0	
Document shredding and Destruction Services	0.0	
Translation and Sign Language Services	0.0	
Distribution To State Universities	0.0	
Other Intrastate Distributions	0.0	
Awards	0.0	
Entertainment And Promotional Items	0.0	
Dues	0.0	
Books- Subscriptions And Publications	0.0	
Costs For Digital Image Or Microfilm	0.0	
Revolving Fund Advances	0.0	

Program Expenditure Schedule

Agency:	Department of Transportation
Program:	SLI State Fleet Vehicle Replacement

	FY 2021 Actual	FY 2022 Expd. Plan
Credit Card Fees Over Approved Limit	0.0	
Relief Bill Expenditures	0.0	
Surplus Property Distr To State Agencies	0.0	
Security Services	0.0	
Judgments - Damages	0.0	
ICA Payments to Claimants Confidential	0.0	
Jdgmnt-Confidential Restitution To Indiv	0.0	
Judgments - Non-Confidential Restitution	0.0	
Judgments - Punitive And Compensatory	0.0	
Pmts Made to Resolve/Disputes/Avoid Costs of Litigation	0.0	
Pmts For Contracted State Inmate Labor	0.0	
Payments To State Inmates	0.0	
Bad Debt Expense	0.0	
Interview Expense	0.0	
Employee Relocations-Nontaxable	0.0	
Employee Relocations-Taxable	0.0	
Non-Confidential Invest/Legal/Law Enf	0.0	
Conf/Sensitive Invest/Legal/Undercover	0.0	
Fingerprinting, Background Checks, Etc.	0.0	
Other Miscellaneous Operating	0.0	
Expenditure Category Total	0.0	0.0
<hr/>		
Current Year Expenditures		4,500.0
Capital Equipment Budget And Approp	0.0	
Vehicles Capital Purchase	0.0	
Vehicles Capital Leases	0.0	
Furniture Capital Purchase	0.0	
Depreciable Works Of Art & Hist Treas/Coll Capital Purcha	0.0	
Non Depr Works Of Art & Hist Treas/Coll Cap Purchase	0.0	
Furniture Capital Leases	0.0	
Computer Equipment Capital Purchase	0.0	
Computer Equipment Capital Lease	0.0	
Telecommunication Equip-Capital Purchase	0.0	
Telecommunication Equip-Capital Lease	0.0	
Other Equipment Capital Purchase	0.0	
Other Equipment Capital Leases	0.0	
Purchased Or Licensed Software-Website	0.0	
Internally Generated Software-Website	0.0	
Development in Progress	0.0	
Right-Of-Way/Easement/Extraction Rights	0.0	
Oth Int Assets purchased, licensed or internally generate	0.0	
Other intangible assets acquired by capital lease	0.0	
Other Capital Asset Purchases	0.0	
Leasehold Improvement-Capital Purchase	0.0	
Other Capital Asset Leases	0.0	
Non-Capital Equip Budget And Approp	0.0	
Vehicles Non-Capital Purchase	0.0	
Vehicles Non-Capital Leases	0.0	
Furniture Non-Capital Purchase	0.0	
Works Of Art And Hist Treas-Non Capital	0.0	

Program Expenditure Schedule

Agency:	Department of Transportation
Program:	SLI State Fleet Vehicle Replacement

	FY 2021 Actual	FY 2022 Expd. Plan
Furniture Non-Capital Leases	0.0	
Computer Equipment Non-Capital Purchase	0.0	
Computer Equipment Non-Capital Lease	0.0	
Telecomm Equip Non-Capital Purchase	0.0	
Telecomm Equip Non-Capital Leases	0.0	
Other Equipment Non-Capital Purchase	0.0	
Weapons Non-Capital Purchase	0.0	
Other Equipment Non-Capital Lease	0.0	
Purchased Or Licensed Software/Website	0.0	
Internally Generated Software/Website	0.0	
LICENSES AND PERMITS	0.0	
Right-Of-Way/Easement/Extraction Exp	0.0	
Other Intangible Assets - Purchased, Licensed or Internall	0.0	
Noncapital Software/Web By Capital Lease	0.0	
Other Intangible Assets Acquired by Capital Lease	0.0	
Other Long Lived Tangible Assets to be Expenses	0.0	
Non-Capital Equipment Excluded from Cost Allocation	0.0	
Expenditure Category Total	0.0	4,500.0
Appropriated		
DT9901-A State Motor Vehicle Fleet Recapitalization Fund - NEW (Ap	0.0	4,500.0
	0.0	4,500.0
Fund Source Total	0.0	4,500.0
Capital Outlay	0.0	0.0
Expenditure Category Total	0.0	0.0
Debt Service	0.0	0.0
Expenditure Category Total	0.0	0.0
Cost Allocation	0.0	0.0
Expenditure Category Total	0.0	0.0
Transfers	0.0	0.0
Expenditure Category Total	0.0	0.0

Administrative Costs

Agency: Department of Transportation

Administrative Costs Summary

Common Administrative Area	FY 2022
Personal Services	19,091.0
ERE	7,353.7
All Other	7,704.6
Administrative Costs Total:	34,149.3

Administrative Cost / Total Expenditure Ratio

	Request	Admin %
FY 2022	495,620.3	6.9%

