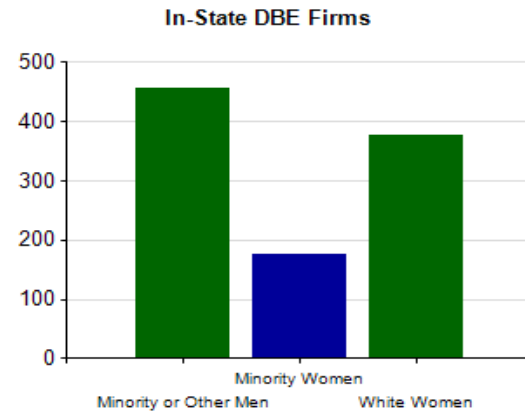
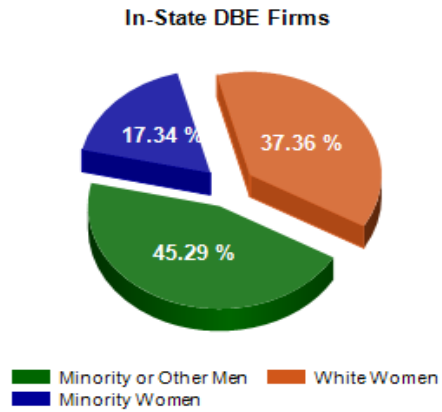


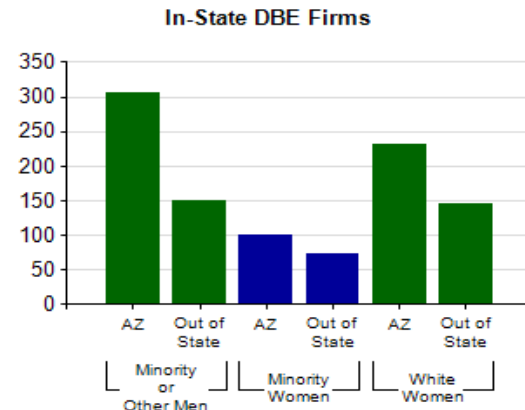
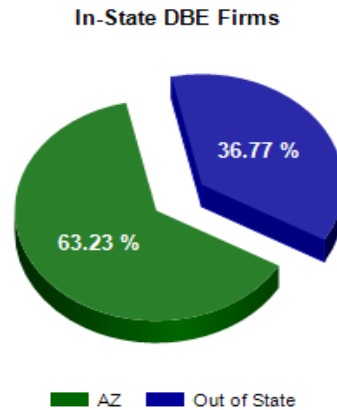
# MAP-21 Ethnicity & Gender Summary

Certified Directory as of 9/30/2019

Category	# of Firms	% of Firms
Minority Women	175	17.34%
Minority or Other Men	457	45.29%
White Women	377	37.36%
	<b>1009</b>	



Category	State	# of Firms	% of Firms
Minority or Other Men	AZ	306	30.33%
	Out of State	151	14.97%
Minority Women	AZ	101	10.01%
	Out of State	74	7.33%
White Women	AZ	231	22.89%
	Out of State	146	14.47%



Total DBE Firms	1009
-----------------	------

Report Calculations		
in	638	63.23%
out	371	36.77%
Total	1009	
non mi w	377	37.36%
Min W	175	17.34%
Min M	457	45.29%
Total	1009	100.00%