Arizona Department of Transportation

Environmental Planning

Final Air Quality Report

SR 101L, 75th Ave to I-17
Adding General Purpose Lanes
& 75th Ave TI Improvements

Project No. 101 MA 017 F0316 01D
Federal No. 101-A(214)T

December 2, 2021

All information contained in this document is the property of ADOT. ADOT approval is required prior to reproduction or distribution.

Final Air Quality Report

SR 101L, 75th Ave to I-17
Adding General Purpose Lanes
& 75th Ave TI Improvements

Project No. 101 MA 017 F0316 01D
Federal No. 101-A(214)T

Prepared for:
Arizona Department of Transportation
Environmental Planning
1611 West Jackson Street, EM02
Phoenix, Arizona 85007

Prepared by:
AZTEC Engineering
501 N 44th St, Suite 300
Phoenix, AZ 85008

In Association With:
Stanley Consultants Inc
1661 East Camelback Rd, Suite 400
Phoenix, AZ 85016

All information contained in this document is the property of ADOT. ADOT approval is required prior to reproduction or distribution.

EXECUTIVE SUMMARY

This air quality technical report has been developed in support of the proposed general purpose (GP) lane widening of the segment of the Agua Fria Freeway, State Route Loop 101 (SR 101L) from 75th Ave (approximately at milepost 17) to Interstate 17 (I-17), Maricopa Freeway (approximately at milepost 23) and the proposed Traffic Interchange (TI) improvements at SR 101L and 75th Ave. This project is located on SR 101 within the City of Glendale and the City of Phoenix in Maricopa County. The purpose of this project is to increase operational capacity within the project limit.

The National Environmental Policy Act (NEPA) of 1969 and the Clean Air Act (CAA) Amendments of 1990 require the air quality impacts be addressed in the preparation of environmental documents for federal projects. The level of effort utilized to evaluate these impacts may vary from a qualitative description analysis to a quantitative modeling analysis. The project area is located in the Phoenix maintenance area for carbon monoxide (CO) and nonattainment area for particulate matter (PM_{10}). CO is one of the six criteria pollutants that were established in the National Ambient Air Quality Standards (NAAQS) in 1970 under the CAA. It was determined that CO hot-spot analysis was warranted. This project is not a project of air quality concern and does not require a PM_{10} quantitative analysis.

Section 176c of the CAA requires that transportation projects conform to the approved air quality State Implementation Plan (SIP) for meeting the federal air quality standards. Conformity requirements were made substantially more rigorous in the CAA Amendments. The conformity determinations for federal actions related to transportation projects must meet the requirements of 40 CFR Parts 51 and 93. This project is not likely to cause or contribute to the severity or number of violations of the NAAQS. This project is included in the Maricopa Association of Governments (MAG) 2040 Regional Transportation Plan (RTP) Update. In addition, the project is included in the FY 2020-2024 MAG Transportation Improvement Program, which conforms to the SIP. ADOT provided a copy of the draft air quality report to interagency consultation partners and posted it online from October 2 through December 2, 2021, no comments were received and ADOT issued a project-level conformity determination on December 2, 2021.

TABLE OF CONTENTS

EXECUTIVE SUMMARY i

1.0 INTRODUCTION 1

2.0 AFFECTED ENVIRONMENT 4
- 2.1 Regional Climatology 4
- 2.2 Air Quality Standards 4
- 2.3 Mobile Source Air Toxics 7
- 2.4 Nonattainment Areas 10
- 2.5 Ambient Pollutant Levels 12

3.0 ENVIRONMENTAL CONSEQUENCES 14
- 3.1 CO Hotspot Analysis 14

4.0 CONFORMITY 18
- 4.1 Project Level Conformity. 18

REFERENCES 19

APPENDICES

A. INTERAGENCY CONSULTATION DOCUMENTATION A1
B. CO HOTSPOT ANALYSIS RESULTS B1
C. CO CALQHC AND MOVES MODELING FILES C1

LIST OF TABLES

1. Climate Data for Phoenix Sky Harbor International Airport, Arizona (1981-2010) 4
2. National Ambient Air Quality Standards 5
3. Glendale Site Air Quality Data 13
4. Predicted Worst-Case One-Hour CO Concentrations (ppm) 18
5. Predicted Worst-Case Egith-Hour CO Concentrations (ppm) 18

LIST OF FIGURES

1. Project Location Map 2
2. Project Vicinity Map 3
3. Ozone in the Atmosphere 5
4. Size Comparisons for PM Particles 6
5. FHWA Predicted National MSAT trends, 2010–2050, for Vehicles Operating on Roadways 8
6. Nonattainment and Maintenance Areas in Maricopa and Pinal Counties 11

LIST OF ACRONYMS

ADEQ	- Arizona Department of Environmental Quality
ADOT	- Arizona Department of Transportation
CAA	- Clean Air Act
CEQ	- Council of Environmental Quality
CFR	- Code of Federal Regulations
CO	- carbon monoxide
EPA	- Environmental Protection Agency
FHWA	- Federal Highway Administration
GP	- general purpose
I-17	- Interstate 17
LOS	- Level of Service
MAG	- Maricopa Association of Governments
MCAQD	- Maricopa County Air Quality Department
MOVES	- Motor Vehicle Emissions Simulator
MP	- milepost
mph	- miles per hour
MSATs	- Mobile Source Air Toxics
NAAQS	- National Ambient Air Quality Standards
NEPA	- National Environmental Policy Act
NO_2	- nitrogen dioxide
O_3	- ozone
PAH	- polycyclic aromatic hydrocarbon
PM_{10}	- particulate matter
$PM_{2.5}$	- fine particulate matter
POM	- polycyclic organic matter
ppm	- parts per million
R/W	- right-of-way
RTP	- Regional Transportation Plan
SIP	- State Implementation Plan
SO_2	- sulfur dioxide
SR	- State Route
STIP	- State Transportation Improvement Program
TI	- traffic interchange
VMT	- vehicle mile traveled

1.0 INTRODUCTION

The Arizona Department of Transportation (ADOT), in association with the Maricopa Association of Governments (MAG) and in coordination with the Federal Highway Administration (FHWA) and the cities of Phoenix and Glendale, has initiated a design concept study and related environmental studies to evaluate the addition of a new general purpose (GP) lane in both directions along SR 101L between 75th Avenue and Interstate 17 (I-17) in Glendale and Phoenix, Arizona. The design phase has now begun.

The design concept study document presented alternatives to alleviate congestion and improve operations with the addition of a GP lane, including appropriate transitions, on eastbound and westbound SR 101L.

SR 101L is a regional “loop” freeway, extending from Interstate 10 (I-10) in the southwest Phoenix metropolitan area, north to the Beardsley Road alignment, east to approximately the Pima Road alignment in Scottsdale, then south to State Route 202 (SR 202L) (Santan Freeway) in Chandler. In the project area, SR 101L runs east-west with three or four GP lanes in each direction and an HOV lane. This project will add an eastbound and westbound general purpose lane on SR 101L between 75th Ave and I-17. This project will also consider operational improvements at the service traffic interchange (TI) exit ramps and frontage road/exit ramp gores, as well as to the eastbound approach and westbound departure to the SR 101L/I-17 System TI. Alternatives for operational improvements to the SR 101L/75th Avenue TI will be developed and evaluated. Figures 1 and 2 depict the project location map and the project vicinity map on pages 2 and 3 respectively.

This is a MAG Regional Area Road Funded design project. In addition to MAG funding, it is anticipated that federal funding will be available for construction as early as FY 2024.

Figure 1. Project Location Map

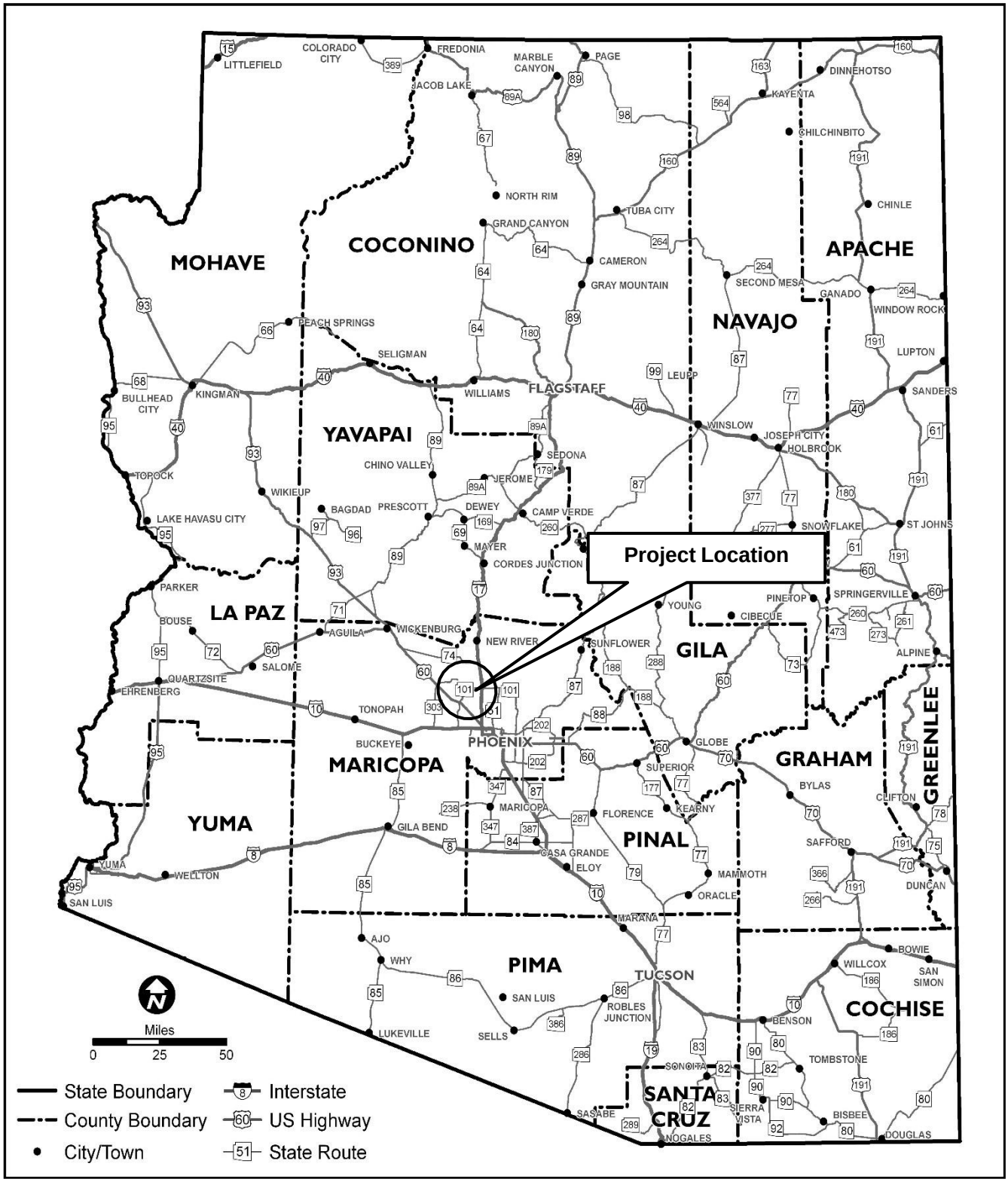

Figure 2. Project Vicinity Map

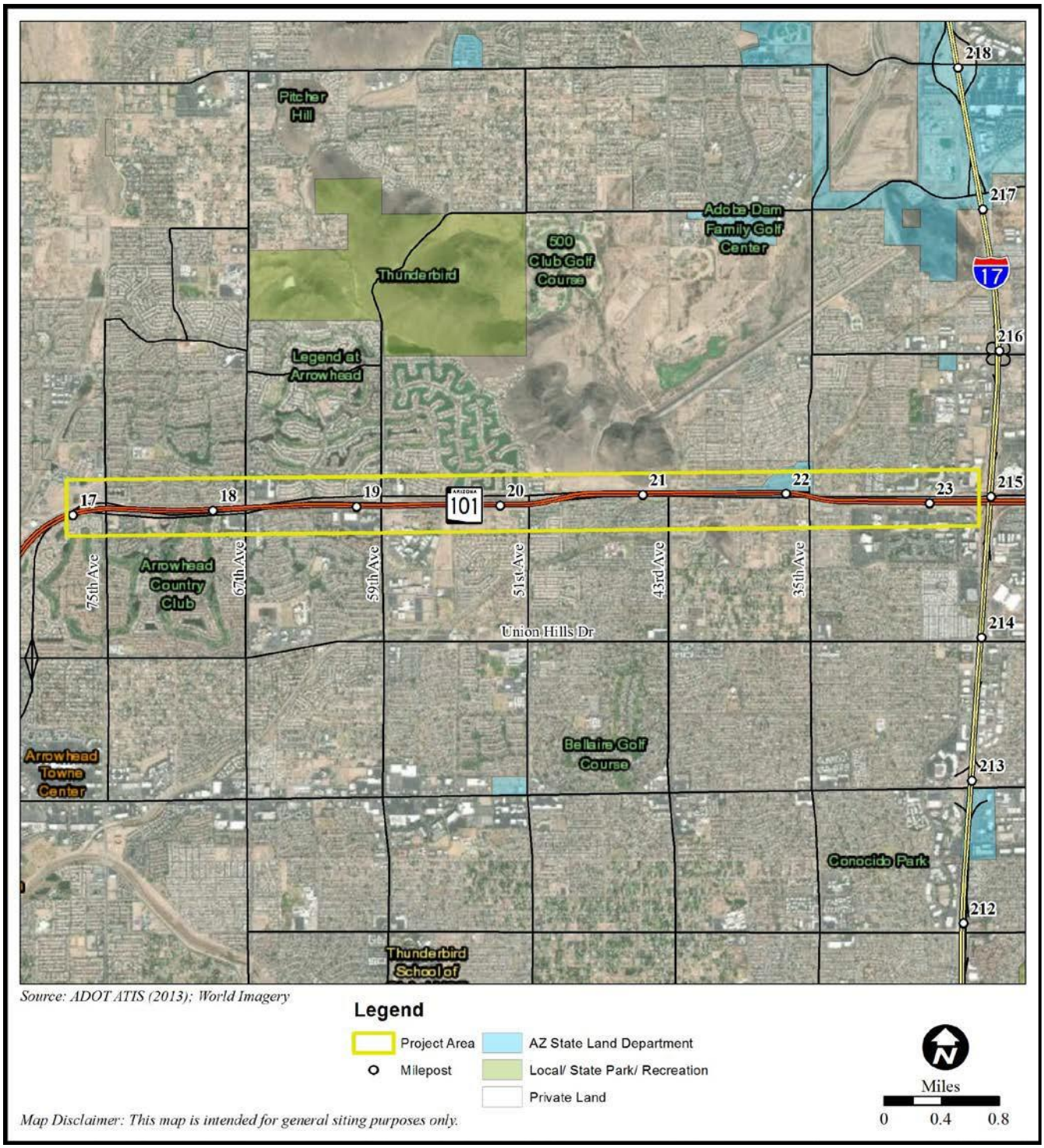

2.0 AFFECTED ENVIRONMENT

2.1 Regional Climatology

The study area elevation is approximately 1,255 – 1,385 feet above sea level. It lies in the Sonoran Desert, with a climate characterized by extremely hot summers, mild winters, and low precipitation. Average daily maximum temperatures during the summer months range between 104 and 106 degrees Fahrenheit (°F). Average minimum daily temperatures in the winter months range between 45°F and 46°F. Annual precipitation averages just less than 9 inches and occurs in the form of rain associated with afternoon showers or thunderstorms during the late summer months and with eastward-moving Pacific storms during the winter months. Snowfall is rare. A summary of average temperature and precipitation as recorded at the weather station at the Phoenix Sky Harbor International Airport, is presented in Table 1.

Table 1
Climate Data for Phoenix Sky Harbor International Airport, Arizona (1981–2010)

Month	Temperature (ºF)			Precipitation (inches)
	Average	Avg. Maximum	Avg. Minimum	Average
January	56.4	67.2	45.6	0.91
February	59.7	70.7	48.7	0.92
March	65.2	76.9	53.5	0.99
April	72.7	85.2	60.2	0.28
May	82.1	94.8	69.4	0.11
June	90.8	103.9	77.7	0.02
July	94.8	106.1	83.5	1.05
August	93.6	104.4	82.7	1.00
September	88.4	99.8	76.9	0.64
October	76.7	88.5	64.8	0.58
November	64.1	75.5	52.7	0.65
December	55.4	66.0	44.8	0.88
Annual	75.1	86.7	63.5	8.03

Source: Western Regional Climate Center, accessed in 2021

2.2 Air Quality Standards

The federal Clean Air Act (CAA) of 1970 was the first comprehensive legislation aimed at reducing levels of air pollution throughout the country. The 1970 law required the U.S. Environmental Protection Agency (EPA) to establish the National Ambient Air Quality Standards (NAAQS), which set maximum allowable concentrations for six criteria pollutants: carbon monoxide (CO), nitrogen dioxide (NO_2), ozone (O_3), particulate matter (PM_{10})/fine particulate matter ($PM_{2.5}$), sulfur dioxide (SO_2), and lead, as shown in Table 2 and briefly described below.

Table 2 National Ambient Air Quality Standards			
Pollutant	Average Time	Primary Standard	Secondary Standard
Carbon monoxide (CO)	1-hour	35 ppm	No standard
	8-hour	9 ppm	No standard
Nitrogen dioxide (NO_2)	1-hour	0.100 ppm	No standard
	Annual	0.053 ppm	0.053 ppm
Ozone (O_3)[a]	8-hour	0.070 ppm[b]	0.070 ppm
Particulate matter (PM_{10})	24-hour	1 0 g m^3	1 0 g m^3
Fine particulate matter ($PM_{2.5}$)	24-hour	3 g m^3	3 g m^3
	Annual	12 g m^3	1 g m^3
Sulfur dioxide (SO_2)	1-hour	0.075 ppm	No standard
	3-hour	No standard	0.5 ppm
Lead	Rolling 3-month average	0.1 g m^3	0.1 g m^3

g m^3 – micrograms per cubic meter
ppm – parts per million
Notes:
[a] 1-hour standard revoked June 15, 2005 in Arizona
[b] based on a 3-year average of the 4th highest concentrationSource:
EPA, accessed in 2021

- CO is a colorless, odorless gas resulting from the incomplete combustion of carbon-based fuels, including petroleum products. In most areas, vehicle emissions are the primary source of CO. Mobile sources (on-road motor vehicle exhaust) are the primary source of CO in both Maricopa County and in the U.S. In cities, 85 to 95 percent of all CO emissions may come from motor vehicle exhaust. Prolonged exposure to high levels of CO can cause headaches, drowsiness, loss of equilibrium, or heart disease. CO levels are generally highest in the colder months of the year when inversion conditions (where warmer air traps colder air near the ground) are more frequent.

- Ozone (O_3) is a colorless toxic gas and is found in both the Earth's upper and lower atmospheric levels. In the upper atmosphere, O_3 is a naturally occurring gas that helps to prevent the sun's harmful ultraviolet rays from reaching the Earth. In the lower layer of the atmosphere, O_3 is human made. O_3 is produced through a complex chemical reaction in which precursor compounds, such as hydrocarbons and nitrogen oxides, are transformed by sunlight into ozone molecules, which consist of three oxygen atoms. The primary sources for O_3 precursors are vehicular and industrial emissions.

Figure 3. Ozone in the Atmosphere

- NO_2 is a yellowish-orange to reddish-brown gas resulting from high-temperature combustion. Diesel vehicles and power plants are major sources of NO_2.

- PM_{10} and $PM_{2.5}$ consist of suspended dust, fibers, combustion ash, and other fine particles. The major source is industrial emissions, but these pollutants also result from diesel vehicle emissions, unpaved roadways, agricultural activity, and dirt on paved roads kicked up by passing vehicles. PM_{10} is inhalable particles, with diameters that are generally 10 micrometers and smaller; and $PM_{2.5}$ is fine inhalable particles, with diameters that are generally 2.5 micrometers and smaller. Figure 4 shows the sizes of PM10 and PM2.5 relative to fine beach sand and human hair.

Figure 4. Size Comparisons for PM Particles

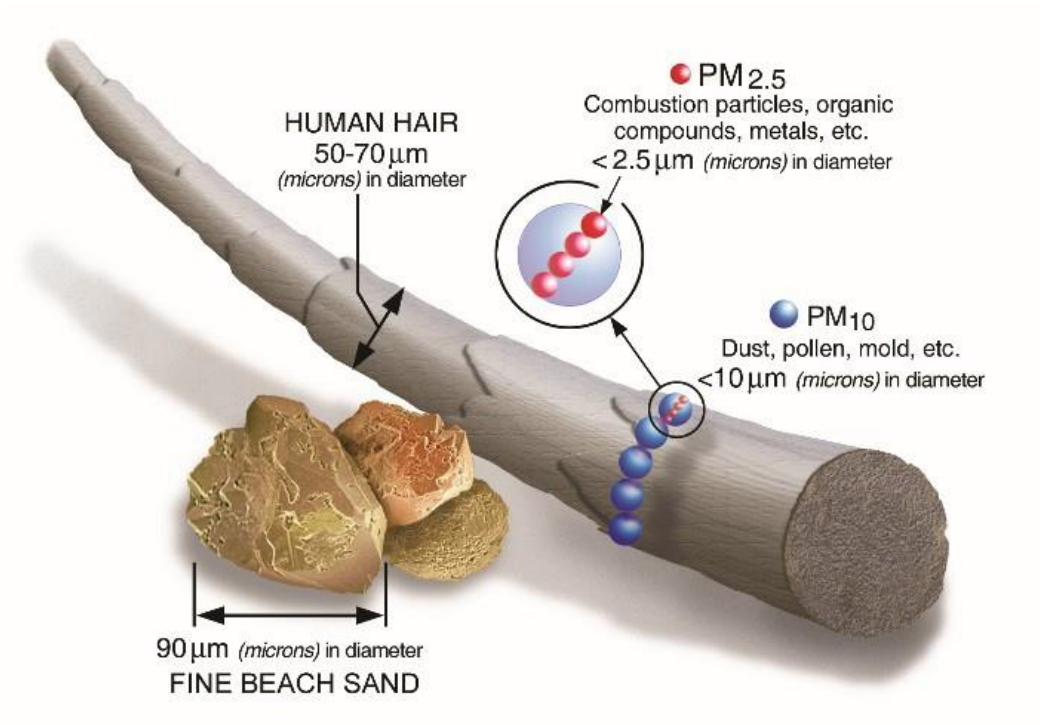

Source: EPA

- SO_2 is a colorless gas with a rotten egg odor that results from the combustion of fuels containing sulfur. Primary sources are coal-fired power plants, industrial plants, and metal smelters, with some emissions from diesel vehicles burning low-grade fuels.

- Lead in the atmosphere results primarily from the burning of leaded fuels. Lead pollution has been drastically reduced in the United States in recent years with the banning of leaded automobile fuels.

Amendments to the CAA were passed in 1977 and 1990. Among many other revisions included in the amendments are requirements for nonattainment areas and State Implementation Plans (SIPs) for areas that do not meet the standards.

For most of the six criteria pollutants, two standards have been established: a primary standard and a secondary standard. Although there is little difference between the two, the primary standard was established with the goal of protecting the public health, while the secondary standard is intended for the protection of the public welfare.

2.3 Mobile Source Air Toxics

In addition to the criteria air pollutants for which there are NAAQS, EPA also regulates air toxics. Most air toxics originate from human-made sources, including on-road mobile sources, non-road mobile sources (e.g., airplanes), and stationary sources (e.g., factories or refineries).

MSATs are a subset of 21 of the 188 air toxics defined by the CAA. The MSATs are compounds that are emitted not only from stationary sources such as power plants, factories, oil refineries, dry cleaners and gas stations, but also from highway vehicles and nonroad equipment. A subset of the 21 MSATs have been labeled by the Federal Highway Administration (FHWA) as the seven priority MSATs. These are acrolein, benzene, 1,3 butadiene, diesel particulate matter plus diesel exhaust organic gases, formaldehyde, naphthalene and polycyclic organic matter. These seven are currently considered the priority transportation toxics, but the list may be modified in the future.

Acrolein is a nearly clear to yellow liquid that burns easily, is easily volatized, and has a disagreeable odor. Acrolein can be formed from the breakdown of certain pollutants found in outdoor air, from tobacco burning, or from burning gasoline. Exposure to acrolein causes upper respiratory tract irritation and congestion in low concentrations and may cause death in high concentrations. Not enough information is available on acrolein to evaluate its carcinogenicity.

Benzene is a volatile, colorless, highly flammable liquid that dissolves easily in water and has sweet odor. Benzene is found in emissions from burning coal and oil, motor vehicle exhaust, evaporation from gasoline service stations, and in industrial solvents. Tobacco smoke contains benzene and accounts for nearly half the national exposure to benzene. Benzene exposure causes drowsiness, dizziness, headaches, unconsciousness, vomiting, convulsions, and irritation to the eyes, skin, and upper respiratory tract. Benzene is a known human carcinogen. Chronic exposure to benzene causes blood disorders and chromosomal aberrations.

1,3-butadiene is a colorless gas with a mild, gasoline-like odor. Sources of 1,3-butadiene in the air include motor vehicle exhaust, manufacturing and processing facilities, forest fires or other combustion, and cigarette smoke. Exposure to 1,3-butadiene causes irritation of the eyes, nasal passages, throat, and lungs in low concentrations and blurred vision, fatigue, headache, and vertigo in higher concentrations. 1,3-butadiene has recently been reclassified from a probable human carcinogen to a known human carcinogen.

Diesel particulate matter is a collection of various-sized particles emitted from diesel powered vehicles, including primarily elemental carbon, organic carbon, and sulfate particles, with trace amounts of nitrate, metals, and other particles. Diesel particulate matter of concern for MSAT analyses are those particles sized 10 microns or smaller. Although particulate matter may be

derived from a number of sources, diesel particulate matter by definition is derived exclusively from diesel vehicle exhaust. Exposure to diesel particulate matter results in irritation to the eyes, nose, throat, and lungs, and may exacerbate asthma. Diesel particulate matter is considered a probable human carcinogen.

Formaldehyde is a colorless gas with a pungent, suffocating odor that is readily soluble in water. High levels of formaldehyde have been detected in indoor air, where it is released from various consumer products such as building materials and home furnishings. Major sources of outdoor concentrations of formaldehyde include power plants, manufacturing facilities, incinerators, and automobile exhaust emissions. Exposure to formaldehyde results in irritation to the eyes, nose, and throat; coughing; chest pains; and bronchitis. Formaldehyde is classified as a probable human carcinogen.

Polycyclic organic matter (POM) is a class of compounds that includes all organic structures having two or more fused aromatic rings, that have a boiling point greater than that of water, and that are extremely insoluble in water. There are eight major categories of POM, the most common being polycyclic aromatic hydrocarbon compounds (PAHs). POM compounds are formed primarily from combustion and are present in the atmosphere in particulate form. Major sources of POM include cigarette smoke, vehicle exhaust, and wood burning, among others. No information is available on the effects of short-term exposure to POM and PAHs. However, the EPA has classified several PAHs as probable human carcinogens, and evidence suggests possible reproductive toxicity, chronic blood and liver effects, and chronic respiratory effects from POM.

Naphthalene is a white solid or powder that is insoluble in water and has a strong, mothball odor. Primary sources of naphthalene in the air include the burning of coal and oil, the use of mothballs, and from cigarette smoke. Exposure to naphthalene results in headache, nausea, vomiting, liver damage, cataracts, neurological damage in infants, and chronic inflammation of the lungs and nasal passages. Naphthalene is classified as a possible human carcinogen.

While FHWA considers these the priority mobile source air toxics, the list is subject to change and may be adjusted in consideration of future EPA rules. According to EPA's latest rule on the Control of Hazardous Air Pollutants from Mobile Sources (Federal Register, Vol. 72, No. 37, page 8430, February 26, 2007), controls are required to dramatically decrease MSAT emissions through cleaner fuels and cleaner engines. Based on an FHWA analysis using MOVES2014a, as shown in Figure 5, even if vehicle miles traveled (VMT) increases by 45 percent as assumed from 2010 to 2050, a combined reduction of 91 percent in the total annual emissions for the priority MSAT is projected for the same time period (FHWA, 2016).

Figure 5. FHWA Predicted National MSAT trends, 2010–2050, for Vehicles Operating on Roadways

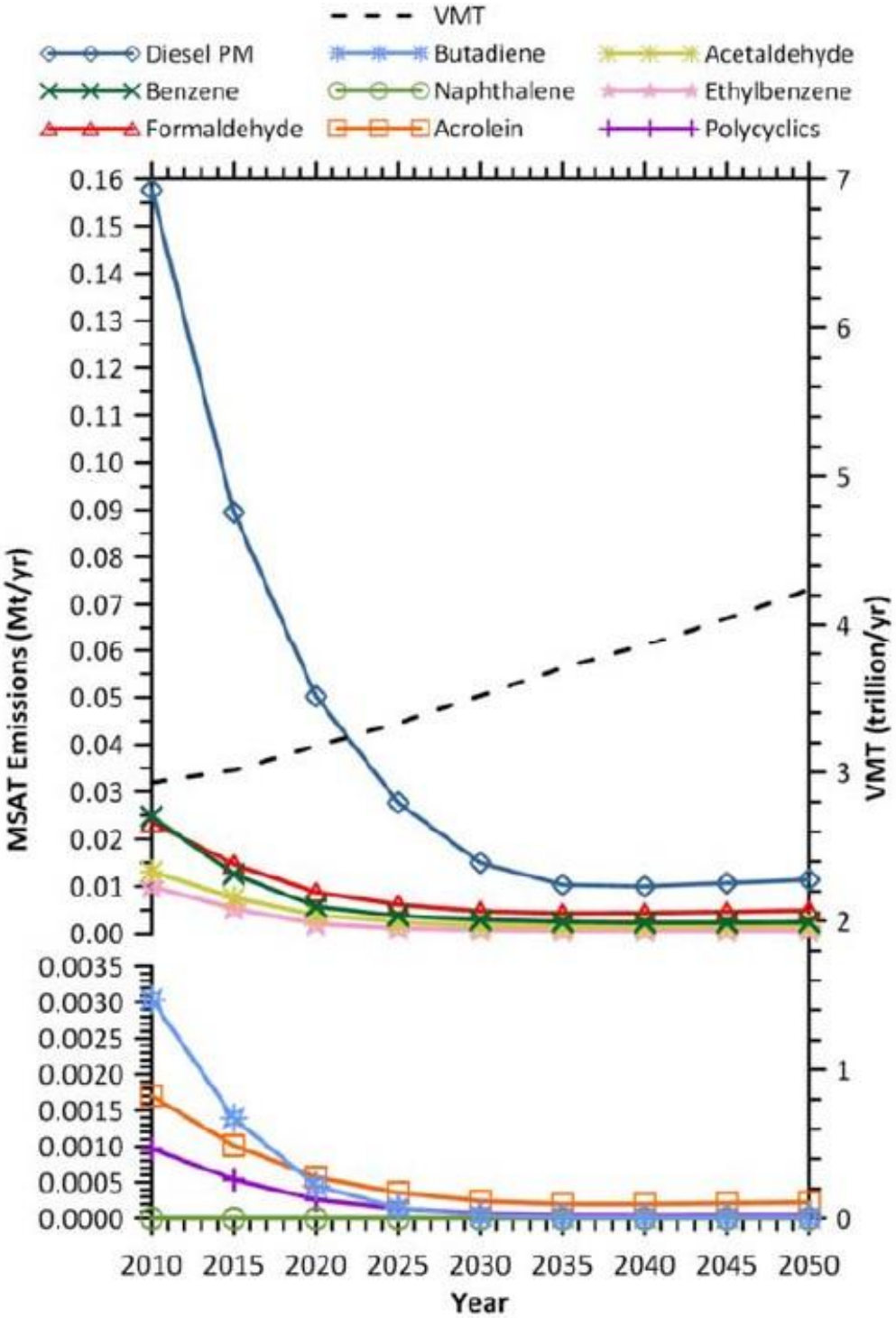

Source: EPA MOVES2014a model runs conducted by FHWA, September2016

2.4 Nonattainment Areas

The CAA amendments of 1977 and 1990 authorized EPA to designate areas that have not met the NAAQS as nonattainment areas and to classify the severity of the nonattainment. Each nonattainment area requires a SIP that outlines actions to reduce air pollution to levels that comply with the NAAQS.

The proposed SR 101 study area lies in the Phoenix maintenance area for CO and nonattainment area for Ozone. In addition, the study area is located in the Phoenix nonattainment area for PM_{10} (see Figure 6). The Phoenix Ozone nonattainment area encompasses most of central and eastern Maricopa County, including the Phoenix metropolitan area and a portion of northern Pinal County, including Apache Junction. The Phoenix CO maintenance area is defined as the boundaries of the Maricopa Association of Governments (MAG) planning area, which includes the Phoenix metropolitan area but excludes Apache Junction in Pinal County. The Phoenix PM_{10} nonattainment area is defined as an area within eastern Maricopa County, approximately 60 miles long by 48 miles wide, and an additional area within Pinal County, 6 miles by 6 miles in size. It encompasses the Phoenix metropolitan area, including Apache Junction.

The Phoenix Ozone nonattainment area was originally designated a “moderate” nonattainment area in 1991 for not meeting the 1-hour O_3 NAAQS and was required to reach attainment by November 15, 1996. EPA reclassified the Phoenix area to “serious” nonattainment on February 13, 1998, for failing to attain the 1-hour O_3 standard. The State of Arizona requested attainment redesignation in December 2000, after 3 years had passed with no O_3 violation. On May 15, 2001, EPA determined that the Phoenix area had attained the 1-hour O_3 standard. A maintenance plan and a redesignation request were submitted on April 21, 2004, and the area was redesignated to attainment on June 14, 2005.

However, the 1-hour standard was revoked on June 15, 2005, and replaced with the 8-hour standard (called the 1997 standard because it was proposed in 1997, but implementation was delayed by litigation). Many of the control measures included in the 1-hour ozone maintenance plan are required to remain in place to ensure progress toward the 8-hour standard. In 2015, based on EPA’s review of the air quality criteria for O_3 and related photochemical oxidants and for O_3, EPA revised the levels of both standards. EPA revised the primary and secondary O_3 standard levels to 0.070 parts per million (ppm), and retained their indicator (O_3), forms (fourth-highest daily maximum, average across three consecutive years) and averaging times (eight hours). MAG submitted a 2017 Eight-Hour Ozone Moderate Area Plan for the 2008 ozone standards on January 1, 2017, which is pending approval.

Figure 6. Nonattainment and Maintenance Areas in Maricopa and Pinal Counties

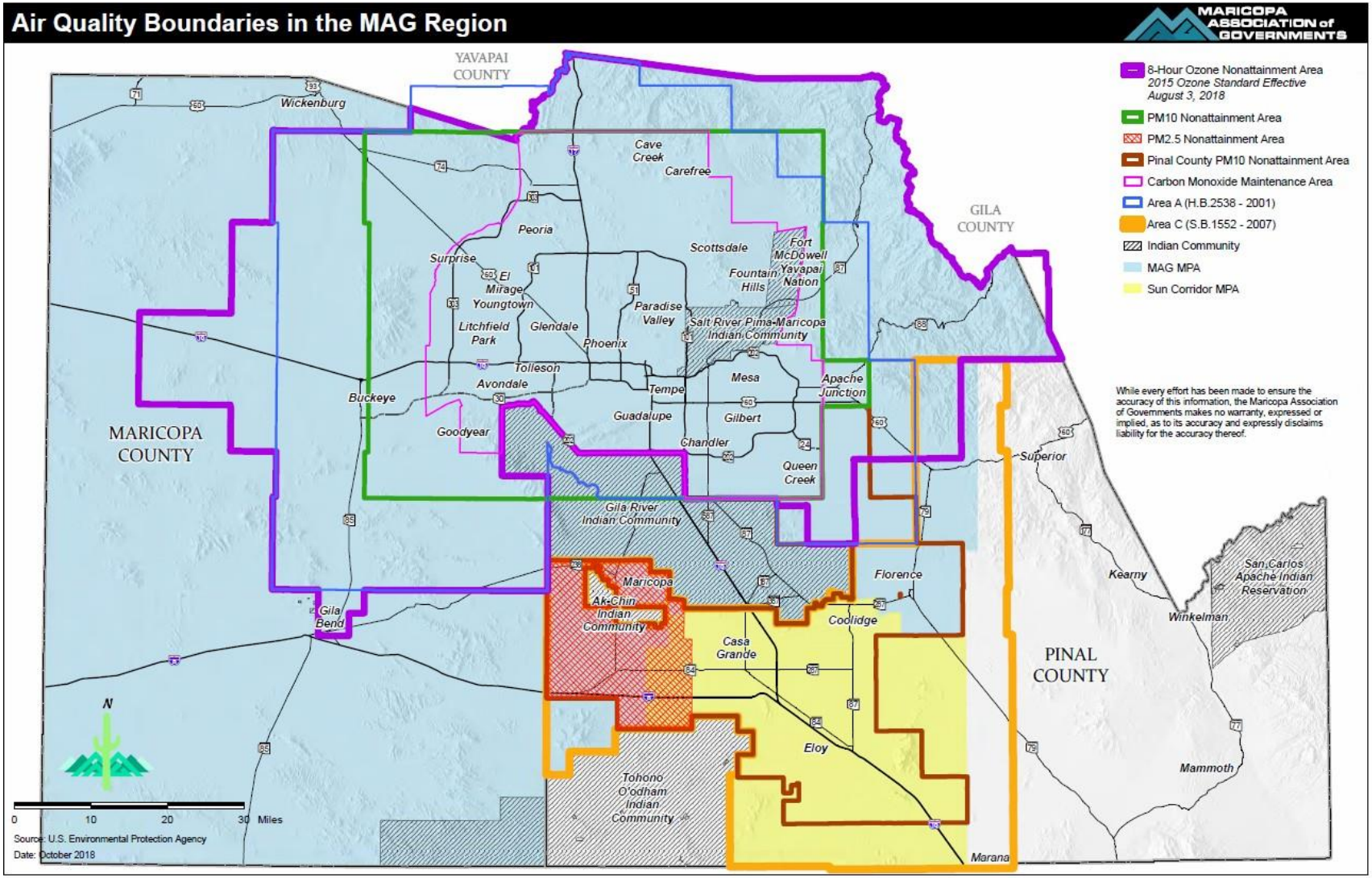

The Phoenix CO maintenance area was originally classified as a “moderate” nonattainment area in November 1990 and attainment was required by December 1995. The Phoenix area did not attain the CO standard by that date, and the area was reclassified as a “serious” nonattainment area on June 10, 1996. The required SIP was submitted on July 8, 1999, with a revised submittal on April 18, 2001. On October 9, 2001, EPA determined that the plan was complete. On September 22, 2003, EPA found that the Phoenix area had attained the CO standard. In October 2004, EPA redesignated the Phoenix area to attainment with a maintenance plan. The maintenance plan requires many of the same restrictions as the SIP for the nonattainment designation and will remain in effect for a period of approximately 10 years to ensure that the NAAQS continue to be met.

The Phoenix PM_{10} nonattainment area was originally classified in November 1990 as “moderate.” The area was reclassified in June 1996 to “serious,” requiring attainment by 2001. The State of Arizona submitted a revised plan to achieve attainment and requested a 5-year extension of the attainment deadline for the 24-hour and annual PM_{10} standards for the Phoenix area. On January 10, 2002, EPA announced approval of the plan and granted the extension to December 2006. Despite the Most Stringent Measures and Best Available Control Measures adopted and implemented earlier, the Phoenix area failed to attain the PM_{10} standard by the December 2006 deadline. The failure triggered a special requirement under Section 189(d) of the CAA that SIP revisions provide for annual reductions of PM_{10} and PM_{10} precursors of not less than 5 percent of the most recent emissions inventory until the NAAQS is attained. The SIP revision was submitted to EPA in December 2007, demonstrating the necessary 5 percent annual reductions through revisions to county dust control regulations, new agriculture best management practices, and paving unpaved roads and shoulders, among other control measures. On September 9, 2010, EPA proposed to approve in part and disapprove in part the SIP revisions. However, on January 25, 2011, prior to EPA’s final action on the SIP revisions, the State of Arizona withdrew the submitted plan from EPA’s consideration to be able to make improvements on the plan. This withdrawal triggered EPA to find, on February 14, 2011, that Arizona failed to make the required submittal under Section 189(d) of the CAA. The failure triggers an 18-month clock for mandatory application of sanctions (including loss of federal highway funds in 24 months) and a 2-year clock for a federal implementation plan. These sanctions clocks will stop when a new plan is submitted and EPA determines that the new plan is complete. The State of Arizona adopted and submitted the 2012 5% Plans on May 25, 2012, and submitted supplemental information June 22 and July 2, 2012. The EPA found the plans complete on July 20, 2012, stopping sanctions clocks. EPA concurred with Exceptional Events flags in letters dated September 6, 2012 and July 1, 2013. The EPA approved fugitive dust statutes for the plans on December 3, 2013. EPA published a Notice of Adequacy of the Motor Vehicle Emissions Budget on December 5, 2013.On June 10, 2014, EPA published the final rule approving the MAG 2012 5% Plan for PM_{10}.

2.5 Ambient Pollutant Levels

The Arizona Department of Environmental Quality (ADEQ) and the Maricopa County Air Quality Department (MCAQD) maintain a network of air monitoring sites throughout the county. Monitoring sites vary in terms of the number of pollutants monitored, with some sites monitoring one pollutant and others monitoring up to five pollutants. Some monitoring sites operate for the

entire year, while others operate for the peak pollutant season only. Most of the monitoring sites are located in the Phoenix metropolitan area. There are no monitoring sites within the SR 101 study area. The nearest monitoring site is the Glendale site (located at 59th Avenue and Olive Avenue). This monitoring site collects data on concentrations O_3, $PM_{2.5}$, and PM_{10}. The Glendale site recorded exceedances of the O_3 and $PM_{2.5}$ standards in 2020. Table 3 summarizes concentrations monitored in 2020 at this location.

Table 3
Glendale Site Air Quality Data

Monitoring Site	Pollutant	Averaging Time	Concentration	No. of Exceedance
Glendale (GL)	O_3	8-hour	0.086 ppm	5
	$PM_{2.5}$	24-hour	6 . g m^3	1
		Annual	.63 g m^3	---
	PM_{10}	24-hour	6 g m^3	0
		Annual	20.1 g m^3	---

g m^3 – micrograms per cubic meter
ppm – parts per million
Source: MCAQD, 2020 Air Monitoring Network Review and 2021 Plan

3.0 ENVIRONMENTAL CONSEQUENCES

Project-level air quality analyses for proposed roadways typically focus on vehicle emissions of CO, PM_{10}, and MSATs. Although vehicle emissions include other pollutants, the concentrations of CO, PM_{10}, and MSATs are the most easily assessed and provide a convenient measure of the local air quality impacts from a proposed roadway. Other pollutants, such as O_3, nitrogen oxides, and hydrocarbons, are regional in nature, making a project-level evaluation meaningless. Project-level analyses can be completed using qualitative or quantitative methods, depending on the scale of the project, the level of design information available for the analysis, and the overall purpose of the analysis.

This section describes the methods, impact criteria, and results of air quality analyses of the proposed project. The analyses use guidelines and procedures provided in applicable air quality analysis protocols from EPA and FHWA. The *Project Level CO Hot-Spot Analysis Questionnaire* determined that conformity analysis was warranted for CO analysis. The *Project Level PM Quantitative Hot-Spot Analysis – Project of Air Quality Concern Questionnaire* determined that this project is not a project of air quality concern and does not require a PM_{10} quantitative analysis. In addition, it is anticipated that this project does not have meaningful potential MSAT effects, and as a result, no MSAT analysis was warranted.

3.1 CO Hotspot Analysis

Microscale CO air quality modeling was performed using EPA guidance and interagency consultation, as described below.

3.1.1 Methodology

To determine the project's impact on local CO levels, a detailed hotspot analysis was conducted at three locations within the study area: 75th Avenue and SR 101 Traffic Interchange (TI), 67th Avenue and SR 101 TI, and 27th Avenue and SR 101 TI. These locations were chosen from a screening evaluation based upon overall level of service and volumes. The locations chosen underwent detailed microscale modeling using emission factors developed through the use of EPA's MOVES2014b emission factor program and dispersion modeling using EPA's CAL3QHC program.

MOVES 2014b Emissions Model

EPA's Motor Vehicle Emissions Simulator (MOVES) model version MOVES2014b was used to estimate CO emissions from the roadway segments included in the CO modeling analysis. MOVES2014b is the EPA's state-of-the-art tool for estimating emissions from highway vehicles. The model is based on analyses of millions of emission test results and considerable advances in the Agency's understanding of vehicle emissions. Compared to previous tools, MOVES2014b incorporates the latest emissions data, more sophisticated calculation algorithms, increased user flexibility, new software design, and substantial new capabilities.

MOVES2014b was used to estimate CO emissions from the roadway segments included in the CO modeling analysis. MOVES input files were provided by MAG consistent with their regional

emissions analysis. MAG data was used to represent regional fuel specifications, fleet age distribution, and meteorology. Link-by-link traffic data was used to develop project-specific input files for each modeled link with that link's average speed and vehicle mix for each scenario analyzed: 2020, 2040 No-Build, and 2040 Build.

CAL3QHC Dispersion Model

Mobile source models are the basic analytical tools used to estimate CO concentrations expected under given traffic, roadway geometry, and meteorological conditions. The mathematical expressions and formulations that comprise the various models attempt to describe an extremely complex physical phenomenon as closely as possible. The dispersion modeling program used in this project for estimating pollutant concentrations near roadway intersections is the CAL3QHC (Version 2.0) dispersion model developed by EPA and first released in 1992.

CAL3QHC is a Gaussian model recommended in the EPA's Guidelines for Modeling Carbon Monoxide from Roadway Intersections (EPA 1992). Gaussian models assume that the dispersion of pollutants downwind of a pollution source follow a normal distribution from the center of the pollution source.

Different emission rates occur when vehicles are stopped (i.e., idling), accelerating, decelerating, and moving at different average speeds. CAL3QHC simplifies these different emission rates into two components:

- Emissions when vehicles are stopped (i.e., idling) during the red phase of a signalized intersection
- Emissions when vehicles are in motion during the green phase of a signalized intersection

The CAL3QHC (Version 2.0) air quality dispersion model has undergone extensive testing by EPA and has been found to provide reliable estimates of inert (i.e., nonreactive) pollutant concentrations resulting from motor vehicle emissions. A complete description of the model is provided in the User's Guide to CAL3QHC (Version 2.0): *A Modeling Methodology for Predicting Pollutant Concentrations near Roadway Intersections (Revised)* (EPA 1992a).

The transport and concentration of pollutants emitted from motor vehicles are influenced by three principal meteorological factors: wind direction, wind speed, and the atmosphere's profile. The values for these parameters were chosen to maximize pollutant concentrations at each prediction site to establish a conservative, reasonable worst-case scenario. The values used for these parameters are:

- Wind Direction. Maximum CO concentrations normally are found when the wind is assumed to blow parallel to a roadway adjacent to the receptor location. At complex intersections, it is difficult to predict which wind angle will result in maximum concentrations. Therefore, the approximate wind angle that would result in maximum pollutant concentrations at each receptor location was used in the analysis. All wind angles from 0 to 360 degrees (in 5-degree increments) were considered.

- Wind Speed. The CO concentrations are greatest at low wind speeds. A conservative wind speed of one meter per second (2.2 miles per hour) was used to predict CO concentrations during peak traffic periods.
- Profile of the Atmosphere. A "mixing" height (the height in the atmosphere to which pollutants rise) of 1,000 meters, and neutral atmospheric stability (stability class D) conditions were used in estimating microscale CO concentrations.

One-hour average ambient CO concentrations were calculated to estimate the effect during peak-hour traffic conditions, and CO concentrations were estimated at a receptor height of 5.9 feet. The CO levels estimated by the model are the maximum concentrations which could be expected to occur at each air quality receptor site analyzed, given the assumed simultaneous occurrence of a number of worst-case conditions: peak-hour traffic conditions, conservative vehicular operating conditions, low wind speed, low atmospheric temperature, neutral atmospheric conditions, and maximizing wind direction.

Predicted Levels

Carbon monoxide concentrations for Existing Conditions, the future No-Build Alternative, and the future Build Alternative were predicted. Future carbon monoxide concentrations were predicted for the project's design year, which is 2040. At each receptor site, maximum one-hour carbon monoxide concentrations were calculated. The one-hour CO levels were predicted for the AM and PM peak periods. The 8-hour CO levels were predicted by applying a persistence factor of 0.7 to the 1-hour concentrations, as recommended in the EPA guidance (EPA 1992b).

Background Levels

Background levels for the study area were obtained from EPA-monitored data. The background level is the component of the total concentration that is not accounted for through the microscale modeling analysis. Background concentrations must be added to modeling results to obtain total pollutant concentrations at receptor locations. The data from the CO monitor located at Frye Road and Ellis Street in Chandler was approved during the interagency consultation process. Based on the last three years of monitoring data (2018-2020), the one-hour background of 2.4 ppm and the eight-hour background of 1.7 ppm were used for the existing and future year analyses.

Comparison to NAAQS

The results from the analysis for the existing, future No-Build, and Build Alternative were compared to the NAAQS, and to one another, to determine the impacts of the proposed project and if the project is in conformance with the guidelines set forth in the New Clean Air Act Amendments of 1990.

3.1.2 Screening Evaluation

An intersection screening analysis based on changes in level of service (LOS) and overall intersection volumes between the No-Build and Build alternatives was performed, as described in EPA guidance (EPA 1992). The intersections evaluated are summarized in the *Project Level CO Hot-Spot Analysis Questionnaire*.

LOS describes the quality of traffic operating conditions, ranging from A to F, and it is measured as the duration of delay that a driver experiences at a given intersection. LOS A represents free-flow movement of traffic and minimal delays to motorists. LOS F generally indicates severely congested conditions with excessive delays to motorists. Intermediate grades of B, C, D, and E reflect incremental increases in congestion. As part of the procedure for determining critical intersections outlined in the EPA guidance, those intersections at LOS D, E, or F or those that have changed to LOS D, E, or F should be considered for modeling.

The intersections to be modeled were determined using the EPA guidance. The intersections with the highest volumes and longest delays were identified for the 2040 Build Alternative. The top three intersections ranked by volume are as follows:

- 67th Avenue & WB SR 101
- 75th Avenue & WB SR 101
- 67th Avenue & EB SR 101

The top three intersections ranked by LOS and delay are as follows:

- 67th Avenue & EB SR 101
- 67th Avenue & WB SR 101
- 27th Avenue & EB SR 101

Two of the intersections are found on both groups, thus the intersection modeling analysis will be performed for the following four intersections:

- 67th Avenue & WB SR 101
- 67th Avenue & EB SR 101
- 75th Avenue & WB SR 101
- 27th Avenue & EB SR 101

It is assumed that if the selected worst-case intersections do not show an exceedance of the NAAQS, none of the intersections will.

The *CO Hot-Spot Analysis Questionnaire* and *Consultation form* included in Appendix A has additional details about the model setup and options that were used in this analysis.

3.1.3 Analysis

Maximum one-hour CO levels were predicted for the existing year (2020) and design year (2040) at the locations selected for analysis. Maximum one-hour CO concentrations are shown in Table 4 and maximum eight-hour CO concentrations are shown in Table 5. The CO levels estimated by the model are the maximum concentrations that could be expected to occur at each air quality receptor site analyzed. This assumes simultaneous occurrence of a number of worst-case conditions: peak hour traffic conditions, conservative vehicular operating conditions, low wind speed, low atmospheric temperature, neutral atmospheric conditions, and maximizing wind direction. Detailed receptor locations and analysis results are included in Appendix B.

Table 4 Predicted Worst-Case One-Hour CO Concentrations (ppm)						
Intersection	2020		2040			
	Existing		No Build		Build	
	AM	PM	AM	PM	AM	PM
75th Avenue & SR 101	2.9	2.8	2.5	2.5	2.6	2.5
67th Avenue & SR 101	3.2	3.2	2.6	2.5	2.6	2.5
27th Avenue & SR 101	2.8	3.0	2.5	2.5	2.5	2.5
1-hour CO standard	35	35	35	35	35	35
Concentrations = modeled results + 1-hour CO background 1-hour CO background = 2.4 ppm Abbreviations: AM = morning; PM = evening; CO = carbon monoxide; ppm = parts per million						

Table 5 Predicted Worst-Case Eight-Hour CO Concentrations (ppm)						
Intersection	2020		2040			
	Existing		No Build		Build	
	AM	PM	AM	PM	AM	PM
75th Avenue & SR 101	2.1	2.0	1.8	1.8	1.9	1.8
67th Avenue & SR 101	2.3	2.3	1.9	1.8	1.9	1.8
27th Avenue & SR 101	2.0	2.1	1.8	1.8	1.8	1.8
8-hour CO standard	9	9	9	9	9	9
Concentrations = (modeled results x persistence factor [0.7]) + 8-hour CO background 8-hour CO background = 1.7 ppm Abbreviations: AM = morning; PM = evening; CO = carbon monoxide; ppm = parts per million						

4.0 CONFORMITY

Section 176c of the CAA requires that transportation projects conform to the approved air quality State Implementation Plan for meeting the federal air quality standards. Conformity requirements were made substantially more rigorous in the CAA Amendments. The conformity determinations for federal actions related to transportation projects must meet the requirements of 40 CFR Parts 51 and 93. This project is not likely to cause or contribute to the severity or number of violations of the NAAQS. This project is included in the Maricopa Association of Governments (MAG) 2040 Regional Transportation Plan (RTP) Update. In addition, the project is included in the FY 2020-2024 MAG Transportation Improvement Program, which conforms to the SIP.

4.1 Project Level Conformity

The CO hot spot analysis demonstrates that the project is not expected to cause or contribute to an exceedance of the NAAQS. Documentation of the interagency consultation process in included in Appendix A, including specific modeling details and assumptions. ADOT has determined that all the conformity requirements have been met for this project and can be adopted and approved by ADOT pursuant to 23 U.S.C. 326 and a Memorandum of Understanding dated January 4, 2021, and executed by FHWA and ADOT.

REFERENCES

1. Arizona Department of Transportation, 2000. *Standard Specifications for Road and Bridge Construction*. Phoenix.

2. Arizona Department of Transportation, April 2021. *SR 101L, 75th Avenue to I-17 Add General Purpose Lanes And 75th Avenue TI Improvements, Preliminary Traffic Report*

3. Federal Highway Administration, Accessed in 2021. *Guidance for Preparing and Processing Environmental and Section 4(F) Documents.* Environmental Review Toolkit (dot.gov)

4. Federal Highway Administration, Accessed in 2021. *Interim Guidance Update on Mobile Source Air Toxic Analysis in NEPA.* https://www.fhwa.dot.gov/environment/air_quality/air_toxics/policy_and_guidance/aqintguidmem.cfm

5. Maricopa Association of Governments, February 2020. *2040 Regional Transportation Plan (RTP) Update.*

6. Maricopa Association of Governments, February 2020. *FY 2020-2024 MAG Transportation Improvement Program (TIP).*

7. Maricopa County Air Quality Department, May 2021. *2020 Air Monitoring Network Review and 2021 Plan.*

8. United States Department of Transportation (Federal Highway Administration [FHWA]), 1993. *Air Quality Analysis for NEPA Documents – A Discussion Paper*. Washington, D.C.

9. United States Environmental Protection Agency, Accessed in 2021. National Ambient Air Quality Standards (NAAQS). https://www.epa.gov/criteria-air-pollutants/naaqs-table

10. United States Environmental Protection Agency, July 1993. *Guideline for Modeling Carbon Monoxide from Roadway Intersections.*

Appendix A

INTERAGENCY CONSULTATION DOCUMENTATION

Project Level CO Hot-Spot Analysis Questionnaire

Project Setting and Description

The Arizona Department of Transportation (ADOT), in association with the Maricopa Association of Governments (MAG) and in coordination with the cities of Phoenix and Glendale, has initiated a design concept study and related environmental studies to evaluate the addition of a new general purpose (GP) lane in both directions along SR 101L between 75th Avenue and Interstate 17(I-17) in Glendale and Phoenix, Arizona. SR 101L is a regional "loop" freeway, extending from Interstate 10 (I-10) in the southwest Phoenix metropolitan area, north to the Beardsley Road alignment, east to approximately the Pima Road alignment in Scottsdale, then south to State Route 202 (SR 202L) (Santan Freeway) in Chandler. In the project area, SR 101L runs east-west with three or four GP lanes in each direction and an HOV lane. Figure 1 on next page shows the project vicinity map.

The selected Alternative 3 interchange design will improve the flow of southbound 75th Ave to eastbound Loop 101, reduce congestion and improve safety. Features include: Adding a third left turn lane from southbound 75th Ave to eastbound Loop 101. Adding a third lane to the eastbound Loop 101 on-ramp at 75th Avenue. Adding a second lane to the existing eastbound 67th Ave off-ramp. Adding a lane to eastbound Loop 101 between the eastbound 75th Avenue on-ramp and the eastbound 67th Avenue on-ramp to provide additional distance for traffic merging onto Loop 101. Modifying the existing 75th Avenue median islands, traffic signals, signing and pavement markings. Adding signalized ramp meters for traffic entering eastbound Loop 101. Adding freeway and ramp signing and pavement markings. No new right of way is required.

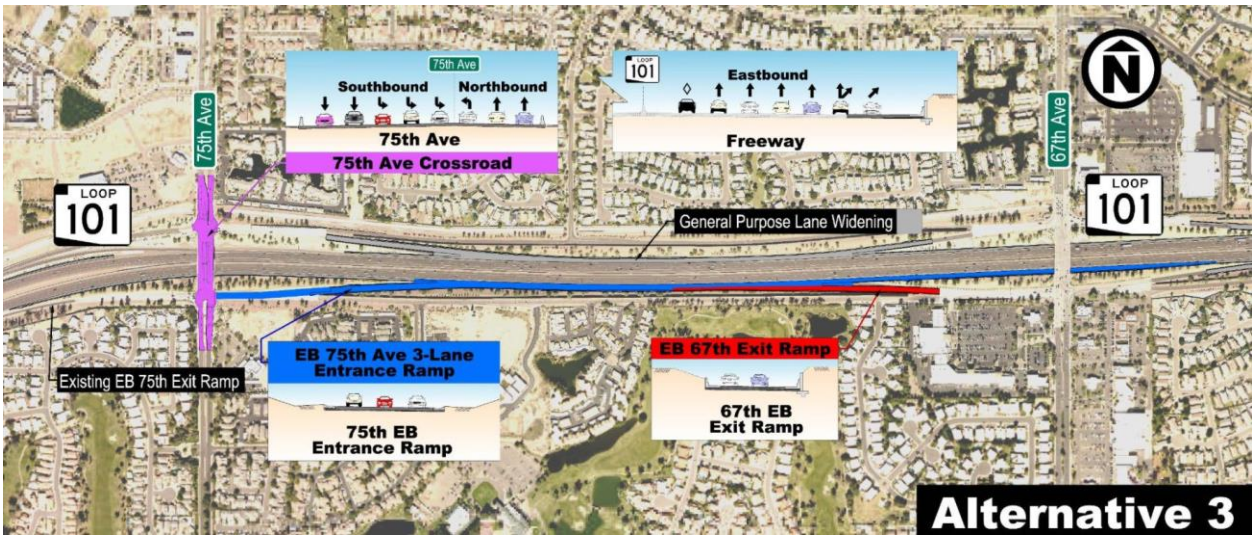

The project is within the Phoenix PM10 nonattainment area. The proposed project is included in the *Maricopa Association of Governments (MAG) 2040 Regional Transportation Plan (RTP) Update*. In addition, the project is included in the *FY 2020-2024 MAG Transportation Improvement Program*. The Conformity Analysis for the FY 2020-2024 MAG Transportation Improvement Program and the 2040 Regional Transportation Plan Update as amended, were most recently found to conform to the State Implementation Plan (SIP) by FHWA and FTA most recently on March 22, 2021.

Figure 1. Project Vincinity Map

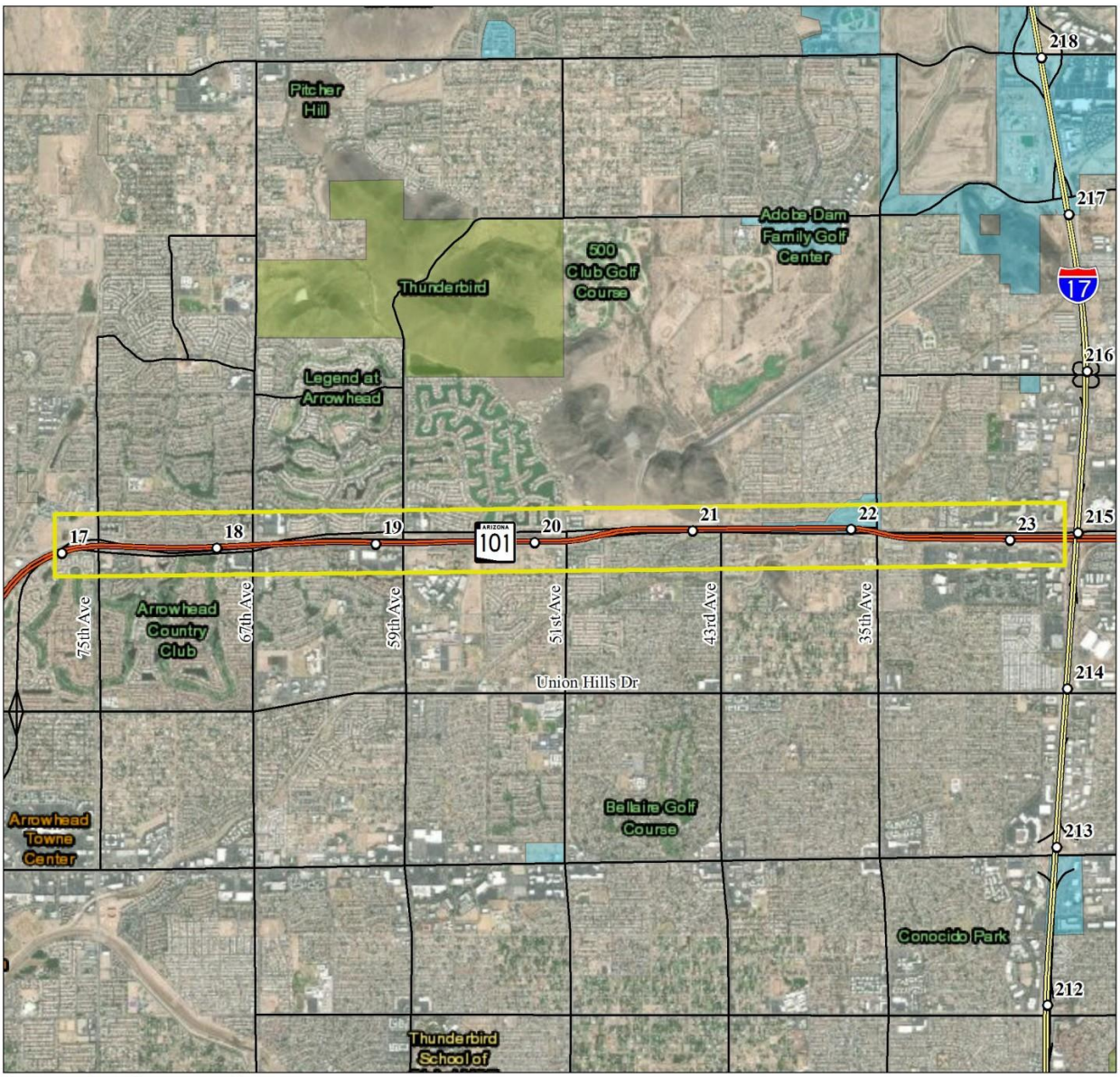

Project Assessment – Part A

The following questionnaire is used to compare the proposed project to a list of project types in 40 CFR 93.123(a) requiring a quantitative analysis of local CO emissions (Hot-spots) in nonattainment or maintenance areas, which include:

i) Projects in or affecting locations, areas, or categories of sites which are identified in the applicable implementation plan as sites of violation or possible violation;
ii) Projects affecting intersections that are at Level-of-Service D, E, or F, or those that will change to Level-of-Service D, E, or F because of increased traffic volumes related to the project;
iii) Any project affecting one or more of the top three intersections in the nonattainment or maintenance area with highest traffic volumes, as identified in the applicable implementation plan; and
iv) Any project affecting one or more of the top three intersections in the nonattainment or maintenance area with the worst level of service, as identified in the applicable implementation plan.

If the project matches one of the listed project types in 40 CFR 93.123(a)(1) above, it is considered a project of local air quality concern and the hot-spot demonstration must be based on quantitative analysis methods in accordance to 40 CFR 93.116(a) and the consultation requirements of 40 CFR 93.105(c)(1)(i).

Project type ii) is relevant to this project because this project affects a congested intersection (LOS D or greater) that will change LOS to D or greater because of increased traffic volumes.

Projects Affecting CO Sites of Violation or Possible Violation

Does the project affect locations, areas or categories of sites that are identified in the CO applicable plan or implementation plan submissions, as appropriate, as sites of violation or potential violation?

NO – This project does not affect locations, areas or categories of sites that are identified in the MAG 2013 Carbon Monoxide Maintenance Plan for Maricopa Countyas sites of violation or potential violation.

Projects with Congested Intersections

Is this a project that affects a congested intersection (LOS D or greater) will change LOS to D or greater because of increased traffic volumes related to the project?

YES – Among the 14 intersections, there are 12 intersections in AM peak hour and 12 intersections in PM peak hour would result in LOS D or worse in the 2040 no build scenario. In the 2040 build scenario, there are 11 intersections in AM peak hour and 12 intersections in PM peak hour that would result in LOS D or worse. LOS at five intersections would become worse from 2040 no build scenario to 2040 build scenario. AADT volume increase at intersections range from -750 vehicles to 3,432 vehicles.

Table 1 – I-10 Mainline AADT and Truck AADT in Existing, No Build and Build Conditions

AADT and Truck Volumes		2020 Existing		2040 No-Build		2040 Build		Difference (Build - No- Build)	
		AADT	Truck (%)	AADT	Truck (%)	AADT	Truck (%)	AADT	Truck (%)
Mainline	75th Ave	108,674	7.2%	143,733	11.25%	146,056	11.27%	2,323	0.02%
	67th Ave	120,878	8.1%	161,430	11.04%	169,118	10.80%	7,688	-0.24%
	59th Ave	124,944	6.3%	176,516	10.63%	184,325	10.31%	7,809	-0.32%
	51st Ave	148,724	6.6%	185,293	10.41%	192,586	10.12%	7,293	-0.29%
	35th Ave	147,384	5.9%	190,396	10.34%	195,810	10.04%	5,414	-0.30%
	27th Ave	75,818	10.3%	109,232	11.92%	111,447	11.53%	2,215	-0.39%
Intersection	75th Ave & EB SR 101	39,184	N/A	38,571	5.21%	37,821	4.79%	-750	-0.42%
	75th Ave & WB SR 101	44,758	N/A	52,312	5.30%	55,744	5.31%	3,432	0.01%
	67th Ave & EB SR 101	53,303	N/A	50,617	3.89%	52,872	3.94%	2,255	0.05%
	67th Ave & WB SR 101	51,021	N/A	60,533	3.92%	61,295	3.83%	762	-0.09%
	59th Ave & EB SR 101	47,909	N/A	48,481	3.57%	49,290	3.68%	809	0.11%
	59th Ave & WB SR 101	45,417	N/A	46,350	3.82%	46,995	3.96%	645	0.14%
	51st Ave & EB SR 101	30,741	N/A	38,743	4.13%	39,872	3.98%	1,129	-0.15%
	51st Ave & WB SR 101	22,483	N/A	28,463	4.35%	29,024	4.20%	561	-0.15%
	35th Ave & EB SR 101	34,448	N/A	38,105	3.73%	38,589	3.75%	484	0.02%
	35th Ave & WB SR 101	32,956	N/A	38,217	3.72%	39,322	3.64%	1,105	-0.08%
	31st Ave & EB SR 101	20,095	N/A	12,731	3.85%	12,126	3.73%	-605	-0.12%
	31st Ave & WB SR 101	18,684	N/A	13,478	4.01%	12,746	3.29%	-732	-0.72%
	27th Ave & EB SR 101	35,609	N/A	38,453	5.71%	39,274	5.50%	821	-0.21%
	27th Ave & WB SR 101	35,366	N/A	34,299	5.89%	33,643	5.39%	-657	-0.50%

Note: Truck% include heavy truck and medium truck. AADT at intersections include volumes on approach lanes.
Source: MAG traffic demand model received from Stanley Consultants on August 26, 2020

Table 2 – Intersections LOS in the project area

Level of Service (LOS)		2020 Existing		2040 No-Build		2040 Build[1]	
		AM Peak	PM Peak	AM Peak	PM Peak	AM Peak	PM Peak
		LOS (delay)	LOS (delay)	LOS (delay)	LOS (delay)	LOS (delay)	LOS (delay)
Intersection LOS (overall, not for each link)	75th Ave & EB SR 101	D (47.0)	D (41.9)	E (66.5)	E (79.4)	D (45.7)	E (77.4)
	75th Ave & WB SR 101	C (28.6)	C (28.9)	D (52.9)	D (48.4)	C (33.7)	E (58.2)
	67th Ave & EB SR 101	F (192.6)	F (82.2)	E (68.6)	F (137.4)	F (414.7)	F (149.7)
	67th Ave & WB SR 101	D (37.5)	D (40.9)	D (35.7)	F (203.5)	D (42.9)	F (235.1)
	59th Ave & EB SR 101	D (51.3)	E (67.5)	D (45.7)	F (199.5)	F (120.8)	F (187.9)
	59th Ave & WB SR 101	D (45.4)	D (49.5)	D (46.1)	F (144.9)	D (41.0)	F (157.3)
	51st Ave & EB SR 101	D (51.8)	F (80.5)	E (60.4)	F (197.0)	F (88.8)	F (223.8)
	51st Ave & WB SR 101	B (18.4)	B (16.9)	B (17.5)	B (12.7)	C (24.1)	C (27.9)
	35th Ave & EB SR 101	D (43.0)	D (44.0)	D (40.9)	F (100.1)	D (36.3)	F (190.7)
	35th Ave & WB SR 101	D (37.7)	D (41.3)	D (41.9)	F (80.9)	D (41.0)	F (89.8)
	31st Ave & EB SR 101	E (57.7)	D (51.9)	D (39.9)	D (44.1)	D (36.5)	D (35.9)
	31st Ave & WB SR 101	D (54.8)	D (48.3)	C (31.4)	C (32.4)	C (33.7)	C (31.7)
	27th Ave & EB SR 101	C (31.7)	D (40.5)	E (65.3)	F (112.8)	F (530.9)	F (679.4)
	27th Ave & WB SR 101	D (42.6)	D (53.1)	E (73.9)	F (179.8)	D (42.8)	F (192.6)

Notes:
1. This set of results do not account for any intersection improvements.

Source: LOS data provided by Stanley Consultants. MAG traffic demand model received from Stanley Consultants on August 26, 2020

Projects Affecting Intersections with Highest Traffic Volumes

Does the project affect one or more of the top three intersections in the CO maintenance area with highest traffic volumes identified in the CO applicable implementation plan?

*Three Highest Intersections in Current Plans

MAG[1]
16th St & Camelback Rd
107th Ave & Grand Ave
Priest Dr & Southern Ave

[1]MAG 2013 Carbon Monoxide Maintenance Plan for the Maricopa County Area

NO. This project does not affect one or more of the top three intersection in the carbon monoxide maintenance area with the highest traffic volumes identified in the MAG 2013 Carbon Monoxide Maintenance Plan for Maricopa County.

Projects Affecting Intersections with the Worst Level of Services

Does the project affect one or more of the top three intersections in the CO maintenance area with the worst level of services identified in the CO applicable implementation plan?

NO – This project does not affect one or more of the top three intersections with the worst LOS in the MAG 2013 Carbon Monoxide Maintenance Plan for Maricopa County.

*Three Worst LOS Intersections in Current Plans

MAG[1]
7th Ave & Van Buren St
German Rd & Gilbert Rd
Thomas Rd & 27th Ave

[1]Same as above

Project Assessment – Part B

Hot-Spot Determination

Decide which type of hot-spot analysis is required for the project by choosing a category below.

☒ **If answered "Yes" to any of the questions in the Project Assessment – Part A**

- A quantitative CO hot-spot analysis is required under 40 CFR 93.123(a)(1).

☒ Check **If** a formal air quality report for conformity is required for this project.

- The applicable air quality models, data bases, and other requirements specified in 40 CFR part 51, Appendix W (Guideline on Air Quality Models) should be completed using **"Project Level CO Quantitative Hot-Spot Analysis – Consultation Document"** circulated through interagency consultation for review and comments for 30 days prior to commencing any modeling activities.

- **Or**

☐ Check **If** the project fits the condition of the "**CO Categorical Hot-Spot Finding"**. In the January 24, 2008, Transportation Conformity Rule Amendments, EPA included a provision at 40 CFR 93.123(a)(3) to allow the U.S. DOT, in consultation with EPA, to make categorical hot-spot findings in CO nonattainment and maintenance areas if appropriate modeling showed that a type of highway or transit project would not cause or contribute to a new or worsened air quality violation of the CO NAAQS or delay timely attainment of the NAAQS or required interim milestone(s), as required under 40 CFR 93.116(a). (Note: Any new CO hot-spot analyses for conformity purposes begun on or after January 9, 2023 may no longer rely on the July 2017 CO categorical hotspot finding.)

Projects Fitting the Condition of the CO Categorical Hot-Spot Finding
Do the project's parameters fall within the acceptable range of modeled parameters (Use "Table 1: Project Parameters and Acceptable Ranges for CO Categorical Hot-Spot Finding" or enter the project information into FHWA's web based tool: https://www.fhwa.dot.gov/environment/air_quality/conformity/policy_and_guidance/cmcf_2017/tool.cfm)?

NO – This project's parameters do not fall within the acceptable range of modeling parameters for a CO Categorical Hot-spot Finding in Appendix Table 1 on next page.

Table 1: Project Parameters and Acceptable Ranges for CO Categorical Hot-Spot Finding for Urban Intersection

Parameter	Acceptable Range
Analysis year	Greater than or equal to 2017
Angle of cross streets for intersection (degrees)	90
Maximum grade for the intersection (%)	Less than or equal to 2
Maximum grade on cross street for the intersection (%)	0
Number of through lanes	Less than or equal to 4
Number of left turn lanes	Less than or equal to 2
Lane width (ft)	12
Median width (ft)	0
Peak hour average approach speed (mph)	Greater than or equal to 25
Peak hour approach volume (vph)	Less than or equal to 2640
Peak hour Level of Service	A through E
Ambient temperature (ºF)	Greater than or equal to -10
Heavy-duty trucks (%)	Greater than or equal to 5
1-hour background CO concentrations (ppm)	Less than or equal to 32.6
8-hour background CO concentrations (ppm)	Less than or equal to 7.3
Persistence factor	Less than or equal to 0.7

☐ **If answered "No" to all of the questions in the Project Assessment – Part A**

- A qualitative CO analysis is required under 40 CFR 93.123(a)(2). The demonstrations required by 40 CFR 93.116 Localized CO, PM10, and PM2.5 violations (hot-spots) may be based on either:
- **(i) Quantitative methods that represent reasonable and common professional practice;**

  ☐ Check **If** an Air Quality Report includes CO modeling for NEPA EA/EIS use this report to satisfy option (i)

- **Or**

- **(ii) A qualitative consideration of local factors, if this can provide a clear demonstration that the requirements of 40 CFR 93.116 are met.**

  ☐ Check **If** there is an Air Quality Report that does not include CO modeling for NEPA EA/EIS use this report to satisfy (ii)

  ☐ Check **If** the project is a CE under NEPA that does not require Air Quality Report for NEPA EA/EIS use this Questionnaire to add additional justification to satisfy (ii)

This project requires a quantitative hot-spot analysis for carbon monoxide. The intersections to be modeled were determined using EPA's Guideline for Modeling Carbon Monoxide from Roadway Intersections (EPA, 1992). The intersections with the highest volumes and longest delays were identified for the 2040 build alternative. The top three intersections ranked by volume are as follows:

- 67th Ave & WB SR 101
- 75th Ave & WB SR 101
- 67th Ave & EB SR 101

The top three intersections ranked by LOS and delay are as follows:

- 67th Ave & EB SR 101
- 67th Ave & WB SR 101
- 27th Ave & EB SR 101

Two of the intersections are found on both groups, thus the intersection modeling analysis will be performed for the following four intersections:

- 67th Ave & WB SR 101
- 67th Ave & EB SR 101
- 75th Ave & WB SR 101
- 27th Ave & EB SR 101

Modeling will be performed for the AM and PM peak hour of existing, no build 2040, and build 2040. It is assumed that if the selected worst-case intersections do not show an exceedance of the NAAQS, none of the intersections will.

Project Level CO Quantitative Hot-Spot Analysis – Consultation Document

Completing a Carbon Monoxide (CO) Hot-Spot Analysis

The general steps required to complete a quantitative CO hot-spot analysis are outlined below and described in detail in the EPA Office of Transportation and Air Quality guidance document "Using MOVES2014 in Project-Level Carbon Monoxide Analyses" EPA-420-B-15-028, March 2015, and "Guideline for Modeling Carbon Monoxide from Roadway Intersections" EPA-454/R-92-005, November 1992.

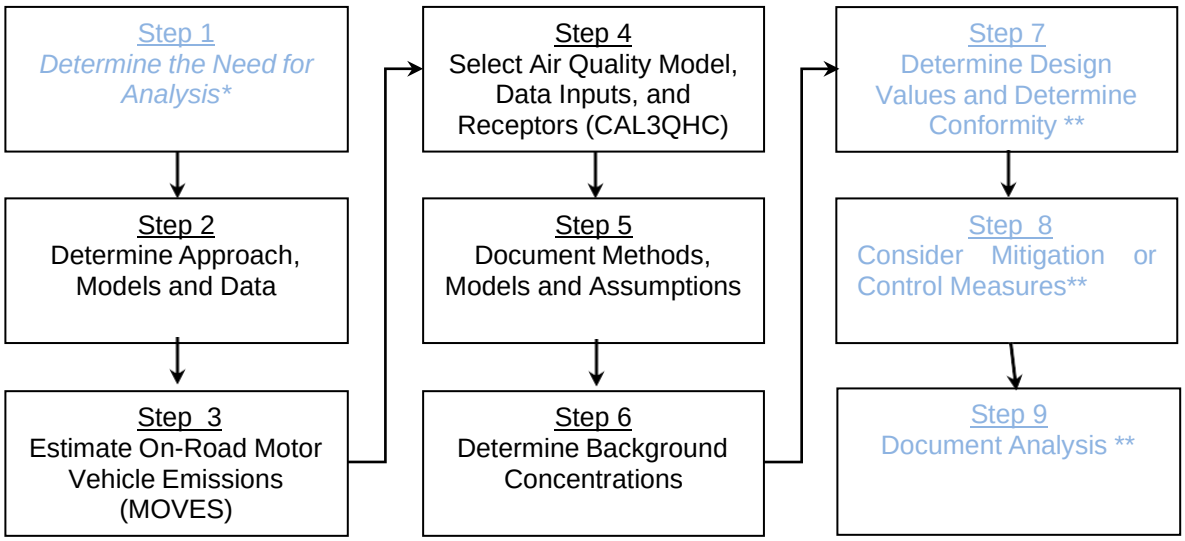

* Described in the previous section (Air Quality Concern Questionnaire).
** These Steps will be described and documented in a final air quality analysis report.

Step 2: Determine the Approach, Models, and Data

a. Describe the project area (area substantially affected by the project, 58 FR 62212) and emission sources.
b. Determine general approach and analysis year(s) – year(s) of peak emissions during the time frame of the transportation plan (69 FR 40056).
c. Determine CO National Ambient Air Quality Standards (NAAQS) to be evaluated.
d. Select emissions and dispersion models and methods to be used.
e. Obtain project-specific data (e.g., fleet mix, peak-hour volumes and average speed).

Step 3: Estimate On-Road Motor Vehicle Emissions with MOVES

a. Generate RunSpec and enter project-specific data into Project Data Manager
b. Estimate on-road motor vehicle emissions.

Step 4: Select Air Quality Model, Data Inputs, and Receptors for CAL3QHC

a. Obtain and input required site data (e.g., meteorological).
b. Input MOVES outputs (emission factors).
c. Determine number and location of receptors, roadway links, and signal timing.

d. Run air quality dispersion model and obtain concentration results.

Step 5: Document Methods, Models and Assumptions

a. Summarize the methods, models and assumptions based on Step 3 & 4 (see the example in Table 1).
b. Submit the summary document to ADOT for review.

Step 6: Determine Background Concentrations

a. Determine background concentrations from nearby and other emission sources excluding the emissions from the project itself.

Step 7: Calculate Design Values and Determine Conformity

a. Add step 5 results to background concentrations to obtain values for the Build scenario.
b. Determine if the design values allow the project to conform.

Step 8: Consider Mitigation or Control Measures

a. Consider measures to reduce emissions and redo the analysis. If mitigation measures are required for project conformity, they must be included in the applicable SIP and be enforceable.
b. Determine if the design values from allow the project to conform after implementing mitigation or control measures.

Step 9: Document Analysis

a. Determine if the project conforms or not based on the results of step 7 or step 8.
To support the conclusion that a project meets conformity under 40 CFR 93.116 and 93.123, at a minimum the documentation will include:

- *Description of proposed project, when it is expected to open, and projected travel activity data.*
- *Analysis year(s) examined and factors considering in determining year(s) of peak emissions.*
- *Emissions modeling data, model used with inputs and results, and how characterization of project links.*
- *Model inputs and results for road dust, construction emissions, and emissions from other source if needed.*
- *Air Quality modeling data, included model used, inputs and results and receptors.*
- *How background concentrations were determined.*
- *Any mitigation and control measures implemented, including public involvement or consultation if needed.*
- *How interagency and public participation requirements were met.*
- *Conclusion that the proposed project meets conformity requirements.*
- *Sources of data for modeling.*

Methods, Models and Assumptions for CO

Table 1. Methods, Models and Assumptions		
Estimate On-Road Motor Vehicle Emissions (Step 3)		
MOVES	**Description**	**Data Source**
Scale	*On road, Project, Inventory*	EPA Using MOVES2014 in Project-Level Carbon Monoxide Analyses, Section 2.3.2
Time Span	*Four unique model runs: For existing conditions, ~~2018~~2020, January, weekday, AM peak hour, and PM peak hour. For future conditions, 2040, January, weekday, AM peak hour, and PM peak hour.*	EPA Using MOVES2014 in Project-Level Carbon Monoxide Analyses, Section 2.3.3
Geographic Bounds	*Maricopa County*	EPA Using MOVES2014 in Project-Level Carbon Monoxide Analyses, Section 2.3.4
Vehicles Equipment	*All Fuels and Source Use Types will be selected*	EPA Using MOVES2014 in Project-Level Carbon Monoxide Analyses, Section 2.3.5
Road Type	*Urban Restricted and Urban Unrestricted access*	EPA Using MOVES2014 in Project-Level Carbon Monoxide Analyses, Section 2.3.6
Pollutants and Processes	*CO Running Exhaust, CO Crankcase Running Exhaust*	EPA Using MOVES2014 in Project-Level Carbon Monoxide Analyses, Section 2.3.7
Output	*Database will be created, Grams, Miles, Distance Traveled, Population will be selected. Emissions process will be selected in the Output Emissions Detail. Emission rates for each process can be appropriately summed to calculate aggregate CO emission rates for each link.*	EPA Using MOVES2014 in Project-Level Carbon Monoxide Analyses, Section 2.3.10
Project Data Manager	*Database will be created and MOVES2014b templates will be created to include local project data and information provided by MAG MOVES2014b input files and MAG TransCAD transportation network files used in the fall 2020 conformity analysis, which were approved by FHWA on 3/22/2020 (provided on ShareFile) MAG's I/M programs, Fuel and Age Distribution data which are consistent with the regional models. The average temperature and humidity in January will be used. Links and Link Source Type will be specific to project as provided by the traffic study, any missing information will use default MOVES2014b data. After running MOVES, the MOVES CO_CAL3QHC_EF post-processing script is run.*	See Table 2 below for details

Select Air Quality Model, Data Inputs, and Receptors (Step 4)		
CAL3QHC	**Description**	**Data Source**
Emissions Sources	*Emissions Rates in grams/mile, as described in MOVES2014b section. The free flow and queue links defined for modeling with MOVES2014b will be used as input into CAL3QHC.*	1992 Guideline for Modeling Carbon Monoxide from Roadway Intersections, EPA-454/R-92-005, November 1992. Section 5.2.3 of Appendix W to 40 CFR Part 51, CO screening analyses of intersection projects should use the CAL3QHC dispersion model.
Receptor Locations	*At least 3m from the roadways at a height of 1.8m, nearby occupied lot, vacant lot, sidewalks, and any locations near breathing height (1.8m) to which the general public has continuous access.*	1992 Guideline for Modeling Carbon Monoxide from Roadway Intersections, Section 2.2
Traffic and Geometric Design	*Lane Configuration, Lane Width, Signalization, Turning Movements, Median Width, Traffic Volume, Level of Service, Grade, % of Heavy-Duty Trucks, and Peak Hour Average Approach Speed.*	1992 Guideline for Modeling Carbon Monoxide from Roadway Intersections, Section 4.7.4
Meteorology	*The following meteorology options will be used as recommended in the CO Guidelines: a worst-case wind speed of 1 m/s, 5-degree wind direction intervals from 0 to 355 degrees, and a mixing height of 1000 m. Atmospheric stability class D will be used to represent an urban area.* *A surface roughness of 108 cm will be used, representing a suburban area.*	1992 Guideline for Modeling Carbon Monoxide from Roadway Intersections, Section 4.7.1
Persistence Factor	*Default persistence factor of 0.7.*	1992 Guideline for Modeling Carbon Monoxide from Roadway Intersections, Section 4.7.2
Determine Background Concentrations (Step 6)		
Background Monitor	*The CO monitor located at Frye Rd & Ellis St in Chandler has similar environment settings as the project corridor. Three years of monitoring data (2018--2020) show a maximum 8-hour value of 1.7 ppm. 2.4 ppm (which is the 8-hour concentration divided by a persistence factor of 0.7) will be added to the maximum modeled hourly concentration for comparison to the NAAQS. 1.7 ppm will be added to the maximum 8-hour modeled concentration. The same background values will be used for all analysis years.*	1992 Guideline for Modeling Carbon Monoxide from Roadway Intersections, Section 4.7.3 Recommended comparable background site, June 21 2021 email from Maricopa County Air Quality Department Monitoring staff.

Table 2. Project Data Manager Inputs		
Input	**Level of Detail/notes**	**Possible Data Source**
Meteorology	*Same for build and no-build scenarios. A minimum of four hours (AM, PM, MD & ON), for one day (weekday) and for a winter month (January) is required. The average temperature and humidity in January will be used, according to the EPA guidance. Three years of hourly meteorological data were obtained for Phoenix International Airport. The average temperature and humidity were determined by averaging all*	ADEQ, NOAA EPA Using MOVES2014 in Project-Level Carbon Monoxide Analyses, Section 2.4.1, 1992 Guideline for Modeling Carbon Monoxide from Roadway Intersections, Screening Analyses of Roadway Intersections

		hourly temperature values for January 2018, 2019 and 2020. The average temperature of 57.55 degrees F and the average relative humidity of 45.64% were uses in all MOVES runs, regardless of analysis year or time of day.	
Age Distribution		*Same for build and no-build scenarios. Data from latest regional CO conformity analysis provided by MAG.*	ADOT, MPO EPA Using MOVES2014 in Project-Level Carbon Monoxide Analyses, Section 2.4.2
Fuel		*Same for build and no-build scenarios. Data from latest regional CO conformity analysis provided by MAG.*	MPO, MOVES defaults EPA Using MOVES2014 in Project-Level Carbon Monoxide Analyses, Section 2.4.3
I/M Programs		*Same for build and no-build scenarios. Data from latest regional CO conformity analysis provided by MAG.*	MPO, MOVES defaults EPA Using MOVES2014 in Project-Level Carbon Monoxide Analyses, Section 2.4.4
Retrofit Data		*Not applicable for this project.*	Project specific modeling EPA Using MOVES2014 in Project-Level Carbon Monoxide Analyses, Section 2.4.7
Links		*Four selected intersections (67th Ave & SR101 WB, 67th Ave & SR101 EB, 75th Ave & SR101 WB, 27th Ave & SR101 EB) will be divided into links and each link's length (in miles), traffic volume (vehicle per hour), average speed (miles per hour) and road grade (percent) will be specified. Other roadway segments within 1000 feet of the intersection will be included. (See attachment for graphical representation of model setup)*	Project specific modeling, ADOT, MPO EPA Using MOVES2014 in Project-Level Carbon Monoxide Analyses, Section 2.4.6
Link Source Types		*Source type distribution will be determined using a combination of project data and regional fleet information from the latest regional CO conformity analysis provided by MAG.*	Project specific modeling, ADOT, MPO EPA Using MOVES2014 in Project-Level Carbon Monoxide Analyses, Section 2.4.5
Link Drive Schedules, Operating Mode Distribution		*Average speed and road type will be used in the Links Importer based on project-specific modeling.*	Project specific modeling, ADOT, MPO EPA Using MOVES2014 in Project-Level Carbon Monoxide Analyses, Section 2.4.8, 2.4.9
Off-Network, Hotelling		*Not applicable for this project.*	EPA Using MOVES2014 in Project-Level Carbon Monoxide Analyses, Section 2.4.9

Table 3. Construction Emissions *(Only if Applicable)*		
Construction Emissions	*Construction Emissions will be addressed qualitatively because construction is not expected to last longer than 5 years at any individual site. In the context of CO, this is usually excess CO emissions due to traffic delay and/or detours.*	40CFR93.123(c)(5)"Each site which is affected by construction-related activities shall be considered separately, using established "Guideline" methods." If applicable, include analysis as an Appendix to the Air Quality Report.

Preliminary Link Configurations and Receptor Placements for CO Hot-Spot Analysis

The following graphics present the preliminary link configurations and receptor placements for the four intersections that will be modeled as part of the CO hot-spot analysis in CAL3QHC. The following applies to all figures:

- Free flow links extend 1000 feet away from center of signalized intersection
- Graphic representation of free flow links includes 10 foot mixing zone
- Traffic activity within 1000 feet from intersections are included
- Yellow circles are receptors located on the existing R/W (more than 10 feet from the edge of roadway).
- Receptors are spaced at 25-meter intervals outside of the mixing zone.
- Receptor location coordinates will be provided by a separate file

75th Ave at SR101 EB & WB Build and No Build Scenarios
Free Flow Links:

75th Ave at SR101 EB & WB Build and No Build Scenarios
Queue Links:

67th Ave at SR101 EB & WB Build and No Build Scenarios
Free Flow Links:

67th Ave at SR101 EB & WB Build and No Build Scenarios
Queue Links:

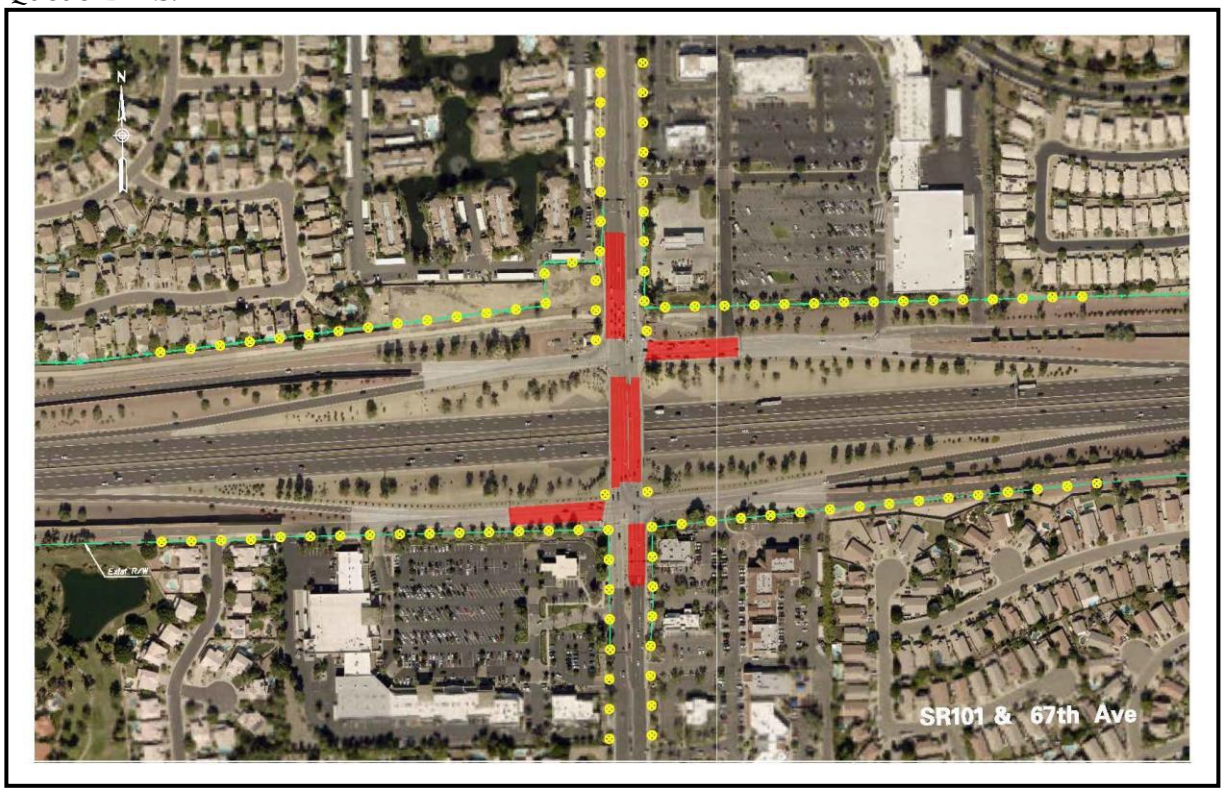

27th Ave at SR101 EB & WB Build and No Build Scenarios
Free Flow Links:

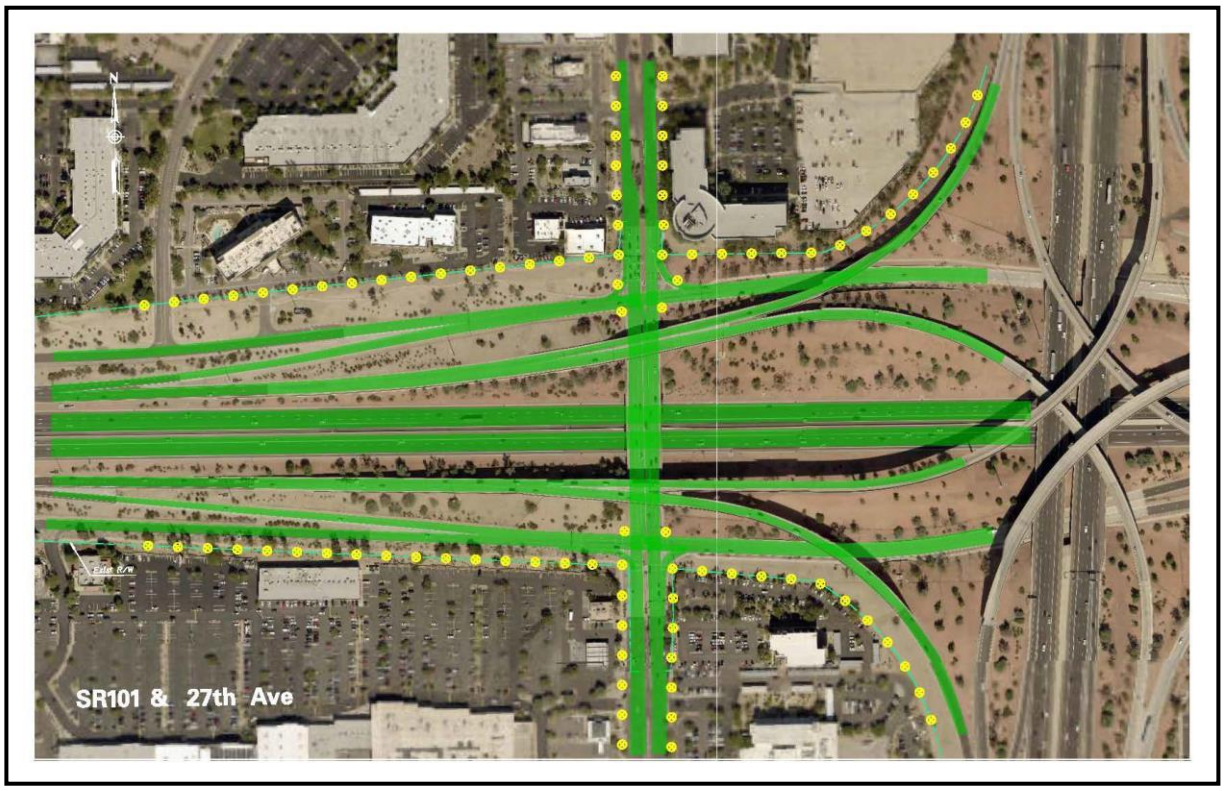

27th Ave at SR101 EB & WB Build and No Build Scenarios
Queue Links:

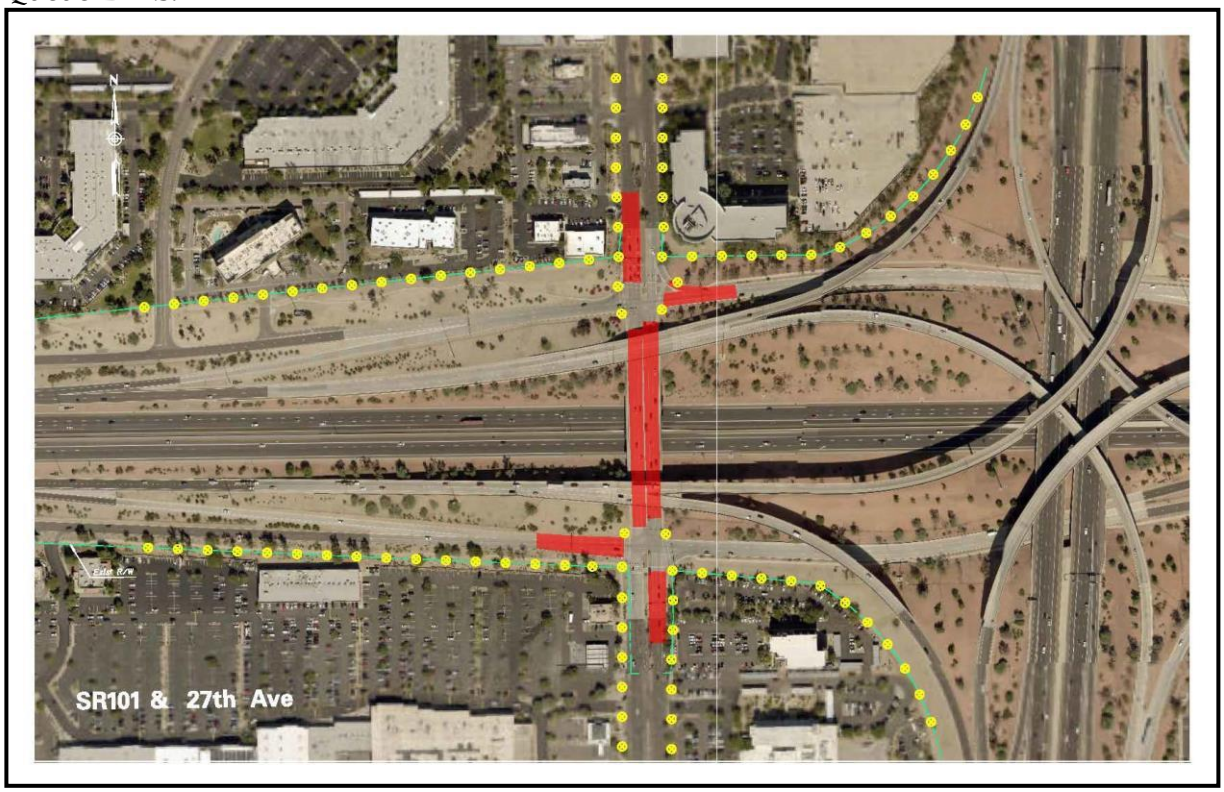

Project Level PM Quantitative Hot-Spot Analysis - Project of Air Quality Concern Questionnaire

Project Setting and Description

The Arizona Department of Transportation (ADOT), in association with the Maricopa Association of Governments (MAG) and in coordination with the cities of Phoenix and Glendale, has initiated a design concept study and related environmental studies to evaluate the addition of a new general purpose (GP) lane in both directions along SR 101L between 75th Avenue and Interstate 17 (I-17) in Glendale and Phoenix, Arizona. SR 101L is a regional "loop" freeway, extending from Interstate 10 (I-10) in the southwest Phoenix metropolitan area, north to the Beardsley Road alignment, east to approximately the Pima Road alignment in Scottsdale, then south to State Route 202 (SR 202L) (Santan Freeway) in Chandler. In the project area, SR 101L runs east-west with three or four GP lanes in each direction and an HOV lane. Figure 1 on next page shows the project vicinity map.

The selected Alternative 3 interchange design will improve the flow of southbound 75th Ave to eastbound Loop 101, reduce congestion and improve safety. Features include: Adding a third left turn lane from southbound 75th Ave to eastbound Loop 101. Adding a third lane to the eastbound Loop 101 on-ramp at 75th Avenue. Adding a second lane to the existing eastbound 67th Ave off-ramp. Adding a lane to eastbound Loop 101 between the eastbound 75th Avenue on-ramp and the eastbound 67th Avenue on-ramp to provide additional distance for traffic merging onto Loop 101. Modifying the existing 75th Avenue median islands, traffic signals, signing and pavement markings. Adding signalized ramp meters for traffic entering eastbound Loop 101. Adding freeway and ramp signing and pavement markings. No new right of way is required.

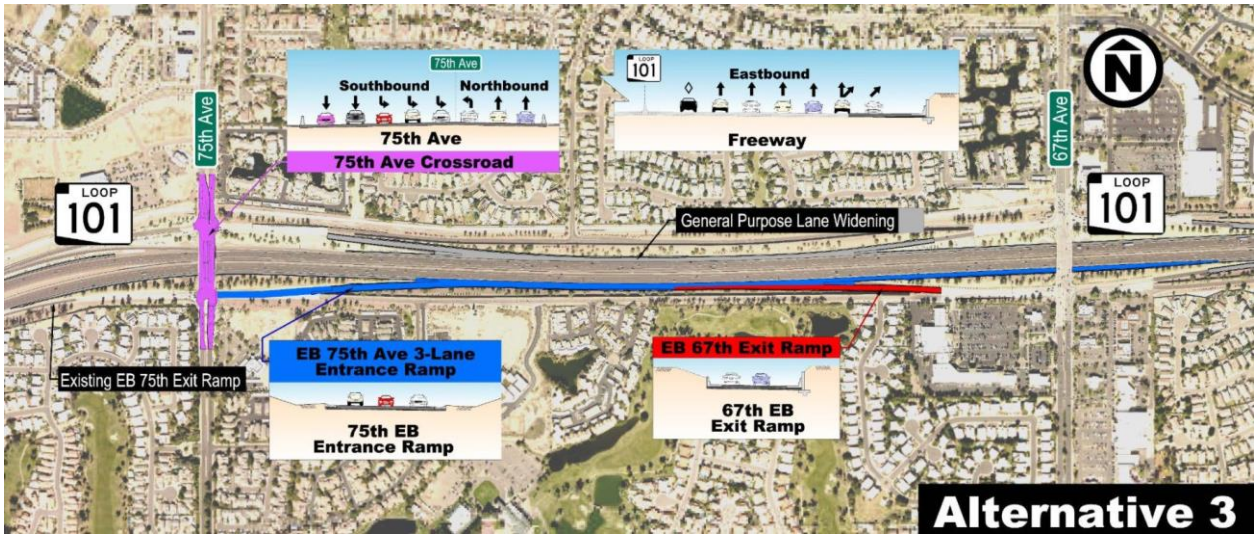

The project is within the Phoenix PM10 nonattainment area. The proposed project is included in the Maricopa Association of Governments (MAG) 2040 Regional Transportation Plan (RTP) Update. In addition, the project is included in the FY 2020-2024 MAG Transportation Improvement Program. The Conformity Analysis for the FY 2020-2024 MAG Transportation Improvement Program and the 2040 Regional Transportation Plan Update as amended, were most recently found to conform to the State Implementation Plan (SIP) by FHWA and FTA most recently on March 22, 2021.

Figure 1. Project Vincinity Map

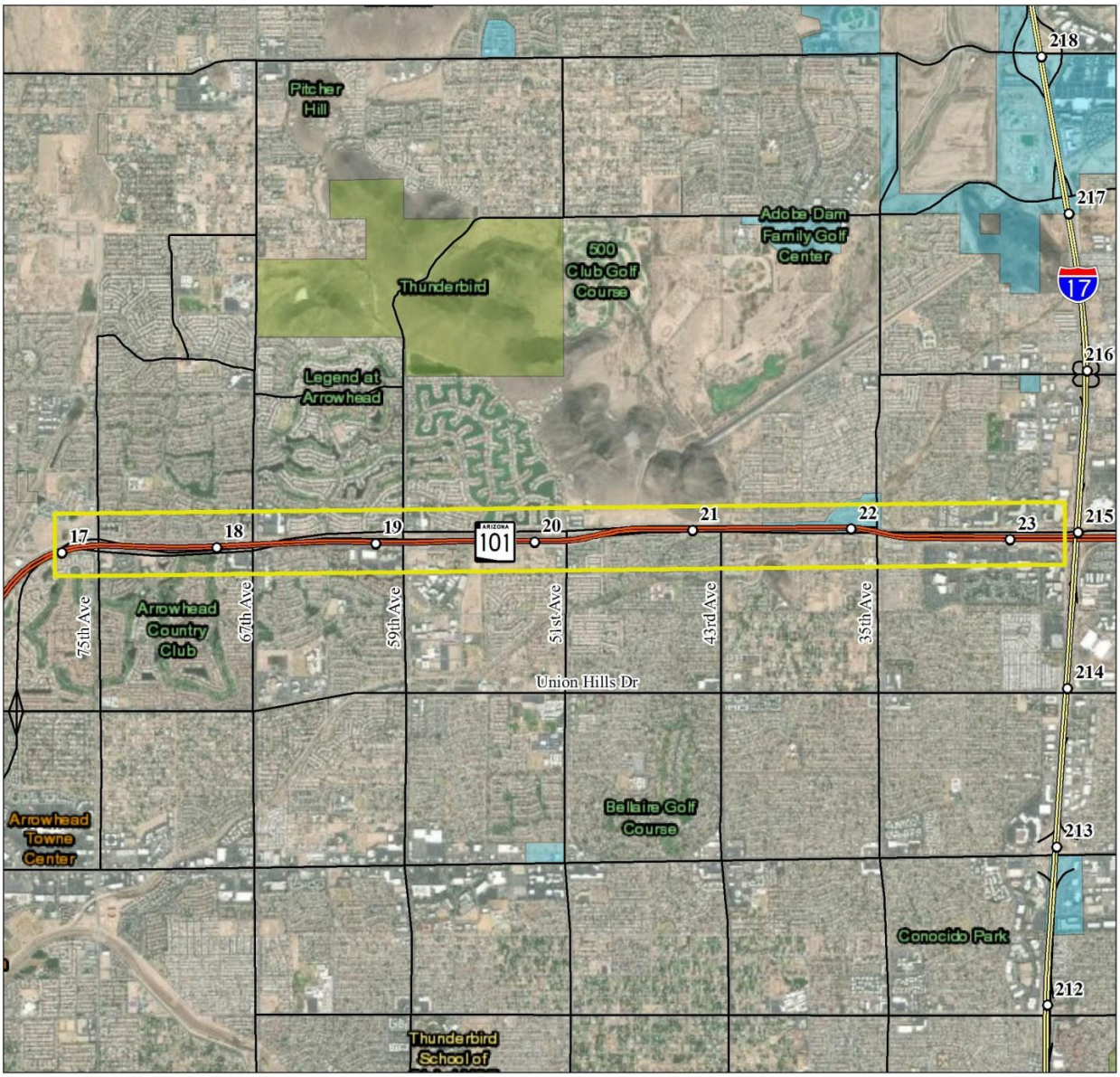

Project Assessment

The following questionnaire is used to compare the proposed project to a list of project types in 40 CFR 93.123(b) requiring a quantitative analysis of local particulate emissions (Hot- spots) in nonattainment or maintenance areas, which include:

i) New highway projects that have a significant number of diesel vehicles, and expanded highway projects that have a significant increase in the number of diesel vehicles;
ii) Projects affecting intersections that are at Level-of-Service D, E, or F with a significant number of diesel vehicles, or those that will change to Level-of-Service D, E, or F because of an increase in traffic volumes from a significant number of diesel vehicles related to the project;
iii) New bus and rail terminals and transfer points that have a significant number of diesel vehicles congregating at a single location;
iv) Expanded bus and rail terminals and transfer points that significantly increase the number of diesel vehicles congregating at a single location; and
v) Projects in or affecting locations, areas, or categories of sites which are identified in the PM_{10} or $PM_{2.5}$ applicable implementation plan or implementation plan submission, as appropriate, as sites of violation or possible violation.

If the project matches one of the listed project types in 40 CFR 123(b)(1) above, it is considered a project of local air quality concern and the hot-spot demonstration must be based on quantitative analysis methods in accordance to 40 CFR 93.116(a) and the consultation requirements of 40 CFR 93.105(c)(1)(i). If the project does not require a PM hot- spot analysis, a qualitative assessment will be developed that demonstrates that the projectwill not contribute to any new localized violations, increase the frequency of severity of any existing violations, or delay the timely attainment of any NAAQS or any required emission reductions or milestones in any nonattainment or maintenance area.

On March 10, 2006, EPA published *PM2.5 and PM10 Hot-Spot Analyses in Project-Level Transportation Conformity Determinations for the New PM2.5 and Existing PM10 National Ambient Air Quality Standards; Final Rule* describing the types of projects that would be considered a project of air quality concern and that require a hot-spot analysis (71 FR 12468- 12511). Specifically on page 12491, EPA provides the following clarification: "Some examples of *projects of air quality concern* that would be covered by § 93.123(b)(1)(i) and (ii) are: A project on a new highway or expressway that serves a significant volume of diesel truck traffic, such as facilities with greater than 125,000 annual average daily traffic (AADT) and 8% or more of such AADT is diesel truck traffic;" .." Expansion of an existing highway or other facility that affects a congested intersection (operated at Level-of-Service D, E, or F) that has a significant increase in the number of diesel trucks;" These examples will be used as the baseline for determining if the project is a project of air quality concern.

Project type i) is relevant to this project as this is a new highway project that have a significant number of diesel vehicles.

New Highway Capacity

Is this a new highway project that has a significant number of diesel vehicles?

Example: total traffic volumes ≥125,000 annual average daily traffic (AADT) and truck volumes ≥10,000 diesel trucks per day (8% of total traffic).

NO – This project is not a new highway project.

Expanded Highway Capacity

Is this an expanded highway projects that have a significant increase in the number of diesel vehicles?

Example: the build scenario of the expanded highway or expressway causes a significant increase in the number of diesel trucks compared with the no-build scenario, truck volumes > 8% of the total traffic.

NO – This is an expanded highway project, but there is not a significant increase in the number of diesel vehicles. The Maricopa Association of Governments (MAG) travel demand model estimates that the percentage of truck traffic along the corridor will not increase significantly as a result of the project. The AADT and truck percentage for the Build alternative were compared to the No Build alternative on six mainline sections and intersections along the project corridor, as summarized in Table 1. The total increase of trucks due to this project in 2040 range from -171 to 443 on the mainline with an average increase overall of 163 total trucks. At the intersections the total increase of trucks due to this project in 2040 range from -207 to 187, overall this project does not significantly increase trucks.

Table 1 – I-10 Mainline AADT and Truck AADT in Existing, No Build and Build Conditions

AADT and Truck Volumes		2020 Existing		2040 No-Build		2040 Build		Difference (Build - No- Build)	
		AADT	Truck (%)	AADT	Truck (%)	AADT	Truck (%)	AADT	Truck AADT
Mainline	75th Ave	108,674	7.2%	143,733	11.25%	146,056	11.27%	2,323	291
	67th Ave	120,878	8.1%	161,430	11.04%	169,118	10.80%	7,688	443
	59th Ave	124,944	6.3%	176,516	10.63%	184,325	10.31%	7,809	240
	51st Ave	148,724	6.6%	185,293	10.41%	192,586	10.12%	7,293	201
	35th Ave	147,384	5.9%	190,396	10.34%	195,810	10.04%	5,414	-28
	27th Ave	75,818	10.3%	109,232	11.92%	111,447	11.53%	2,215	-171
Intersection	75th Ave & EB SR 101	39,184	N/A	38,571	5.21%	37,821	4.79%	-750	-198
	75th Ave & WB SR 101	44,758	N/A	52,312	5.30%	55,744	5.31%	3,432	187
	67th Ave & EB SR 101	53,303	N/A	50,617	3.89%	52,872	3.94%	2,255	114
	67th Ave & WB SR 101	51,021	N/A	60,533	3.92%	61,295	3.83%	762	-25
	59th Ave & EB SR 101	47,909	N/A	48,481	3.57%	49,290	3.68%	809	83
	59th Ave & WB SR 101	45,417	N/A	46,350	3.82%	46,995	3.96%	645	90
	51st Ave & EB SR 101	30,741	N/A	38,743	4.13%	39,872	3.98%	1,129	-13
	51st Ave & WB SR 101	22,483	N/A	28,463	4.35%	29,024	4.20%	561	-19
	35th Ave & EB SR 101	34,448	N/A	38,105	3.73%	38,589	3.75%	484	26
	35th Ave & WB SR 101	32,956	N/A	38,217	3.72%	39,322	3.64%	1,105	10
	31st Ave & EB SR 101	20,095	N/A	12,731	3.85%	12,126	3.73%	-605	-38
	31st Ave & WB SR 101	18,684	N/A	13,478	4.01%	12,746	3.29%	-732	-121
	27th Ave & EB SR 101	35,609	N/A	38,453	5.71%	39,274	5.50%	821	-36
	27th Ave & WB SR 101	35,366	N/A	34,299	5.89%	33,643	5.39%	-657	-207

Note: Truck% include heavy truck and medium truck. AADT at intersections include volumes on approach lanes.
Source: MAG traffic demand model received from Stanley Consultants on August 26, 2020

Projects with Congested Intersections

Is this a project that affects a congested intersection (LOS D or greater) that has a significant number of diesel trucks, OR will change LOS to D or greater because of an increase in traffic volumes from a significant number of diesel trucks related to the project?

NO. This is not a project that affects a congested intersection of LOS D or will change LOS to D or greater which has a significant number of diesel trucks, see Table 2. The intersection operation analysis shows 12 intersections have a LOS of D, E, or F, and none of these intersections has a significant increase of diesel truck percentage, as shown in previous Table 1. Overall the LOS isn't impacted by this project.

Table 2 – Intersections LOS in the project area

Level of Service (LOS)		2020 Existing		2040 No-Build		2040 Build[1]	
		AM Peak	PM Peak	AM Peak	PM Peak	AM Peak	PM Peak
		LOS (delay)	LOS (delay)	LOS (delay)	LOS (delay)	LOS (delay)	LOS (delay)
Intersection LOS (overall, not for each link)	75th Ave & EB SR 101	D (47.0)	D (41.9)	E (66.5)	E (79.4)	D (45.7)	E (77.4)
	75th Ave & WB SR 101	C (28.6)	C (28.9)	D (52.9)	D (48.4)	C (33.7)	E (58.2)
	67th Ave & EB SR 101	F (192.6)	F (82.2)	E (68.6)	F (137.4)	F (414.7)	F (149.7)
	67th Ave & WB SR 101	D (37.5)	D (40.9)	D (35.7)	F (203.5)	D (42.9)	F (235.1)
	59th Ave & EB SR 101	D (51.3)	E (67.5)	D (45.7)	F (199.5)	F (120.8)	F (187.9)
	59th Ave & WB SR 101	D (45.4)	D (49.5)	D (46.1)	F (144.9)	D (41.0)	F (157.3)
	51st Ave & EB SR 101	D (51.8)	F (80.5)	E (60.4)	F (197.0)	F (88.8)	F (223.8)
	51st Ave & WB SR 101	B (18.4)	B (16.9)	B (17.5)	B (12.7)	C (24.1)	C (27.9)
	35th Ave & EB SR 101	D (43.0)	D (44.0)	D (40.9)	F (100.1)	D (36.3)	F (190.7)
	35th Ave & WB SR 101	D (37.7)	D (41.3)	D (41.9)	F (80.9)	D (41.0)	F (89.8)
	31st Ave & EB SR 101	E (57.7)	D (51.9)	D (39.9)	D (44.1)	D (36.5)	D (35.9)
	31st Ave & WB SR 101	D (54.8)	D (48.3)	C (31.4)	C (32.4)	C (33.7)	C (31.7)
	27th Ave & EB SR 101	C (31.7)	D (40.5)	E (65.3)	F (112.8)	F (530.9)	F (679.4)
	27th Ave & WB SR 101	D (42.6)	D (53.1)	E (73.9)	F (179.8)	D (42.8)	F (192.6)

Notes:
1. This set of results do not account for any intersection improvements.
Source: LOS data provided by Stanley Consultants. MAG traffic demand model received from Stanley Consultants on August 26, 2020

New Bus and Rail Terminals

Does the project involve construction of a new bus or intermodal terminal that accommodates a significant number of diesel vehicles?

NO – This project does not construct any new bus or rail terminals.

Expanded Bus and Rail Terminals

Does the project involve an existing bus or intermodal terminal that has a large vehicle fleet where the number of diesel buses (or trains) increases by 50% or more, as measured by arrivals?

NO – This project does not expand any bus or rail terminals.

Projects Affecting PM Sites of Violation or Possible Violation
Does the project affect locations, areas or categories of sites that are identified in the PM_{10} or $PM_{2.5}$ applicable plan or implementation plan submissions, as appropriate, as sites of violation or potential violation?

> NO – The project location is not listed in MAG's 2012 SIP as a site of violation or potential violation.

POAQC Determination

The Traffic Operations Analysis does not show a significant increase in diesel truck traffic volume due to the Project. Therefore, ADOT is recommending that this project is not a project of air quality concern and does not require a PM10 quantitative analysis.

Interagency Consultation Results
On June 28th, 2021 ADOT provided a copy of this questionnaire, to the following consultation parties, EPA, MAG, Arizona Department of Environmental Quality (ADEQ), and Maricopa County Air Quality Department as the local air agencies in Maricopa County. There were no objections to the project determination and on August 3rd, 2021 ADOT concluded Interagency Consultation by notifying interested parties that this project will proceed as a project that does not require a quantitative PM10 hot-spot analysis under 40CFR 93.123(b).

Interagency Consultation Email

Gmail

ADOTAirNoise - ADOT <adotairnoise@azdot.gov>

Re: Interagency Consultation F0316: SR 101, 75th 75th Ave to I-17
1 message

Beverly Chenausky <bchenausky@azdot.gov> Tue, Aug 3, 2021 at 11:46 AM
To: Lindy Bauer <lbauer@azmag.gov>, Transportationconformity <transportationconformity@azdeq.gov>, "Wamsley.Jerry" <wamsley.jerry@epa.gov>, "Johanna Kuspert (AQD)" <Johanna.Kuspert@maricopa.gov>
Cc: Morgan Ghods <mghods@azdot.gov>, Rashidul Haque <rhaque@azdot.gov>, Paul O'brien <POBrien@azdot.gov>, ADOTAirNoise - ADOT <adotairnoise@azdot.gov>, Clifton Meek <meek.clifton@epa.gov>, Karina O'Conner <oconnor.karina@epa.gov>, Dean Giles <dgiles@azmag.gov>

As there are no objections or requests for changes to the CO modeling assumptions provided June 28th, 2021, the project will commence with the CO hot-spot modeling for project level conformity August 3, 2021 utilizing the planning assumptions provided. The results of the CO hot-spot analysis will be included in a formal air quality report, additional notification will be provided when the draft analysis is available for review, any requested modeling files will be provided at that time. Additionally, as there are no objections to the project determination presented for PM10, interagency consultation is complete with the project identified as a project that does not require a quantitative hot-spot analysis as listed under 40 CFR 93.123(b), thank you.

Beverly T. Chenausky
Air & Noise Program Manager
MD EM02
205 South 17th Avenue
Phoenix, AZ 85007
C: 480.390.3417
azdot.gov

ADOT Environmental Planning

On Mon, Jun 28, 2021 at 12:03 PM Beverly Chenausky <bchenausky@azdot.gov> wrote:

ADOT is presenting the following project, **SR 101, 75th 75th Ave to I-17**, for interagency consultation, per 40 CFR 93.105 as a potential project that is **not** a project of Air Quality Concern and thereby **will not** require a PM10 hot-spot analysis. ADOT is requesting responses to the attached *F0316_PM10_Consultation_062821.pdf*. within **10 business days**; a non-response will be interpreted as concurrence that the project is not a project of air quality concern and does not require a hot-spot analysis. If any consulted party believes this project should be treated as a project of air quality concern that requires a Quantitative PM10 hot-spot analysis, please document the appropriate section under 40 CFR 93.123 (b) that applies to the project and describe why the project should be treated as a project of air quality concern.

Additionally, ADOT has determined that the project may require a quantitative hot-spot analysis only for CO, the modeling assumptions are attached in document *F0316_CO Hotspot Analysis_Consultation_062821.pdf*. The Purpose of this document is to describe the methods, models and assumptions used for a quantitative hot-spot analysis as required in 40 CFR 93.105(c)(1)(i), 93.123, 93.116, additional information on the receptor locations is also included (as zip file). It is requested that the consulted parties provide comments or questions on the methods, models and assumptions within **30 days**, a non-response will be interpreted as concurrence with the planning assumptions as described in the attached CO document.

If you have any additional questions or need additional information let me know, please note that my contact information has changed.

Beverly T. Chenausky
Air & Noise Program Manager
MD EM02
205 South 17th Avenue
Phoenix, AZ 85007
C: 480.390.3417
azdot.gov

ADOT Environmental Planning

The environmental review, consultation, and other actions required by applicable Federal environmental laws for this project are being, or have been, carried out by ADOT pursuant to 23 U.S.C. 326 and a Memorandum of Understanding dated January 4, 2021, and executed by FHWA and ADOT.

Gmail

Beverly Chenausky <bchenausky@azdot.gov>

Re: Interagency Consultation F0316: SR 101, 75th 75th Ave to I-17

1 message

Beverly Chenausky <bchenausky@azdot.gov> Thu, Dec 2, 2021 at 8:15 AM
To: Lindy Bauer <lbauer@azmag.gov>, Transportationconformity <transportationconformity@azdeq.gov>, "Wamsley.Jerry" <wamsley.jerry@epa.gov>, "Johanna Kuspert (AQD)" <Johanna.Kuspert@maricopa.gov>
Cc: Morgan Ghods <mghods@azdot.gov>, Rashidul Haque <rhaque@azdot.gov>, Paul O'brien <POBrien@azdot.gov>, ADOTAirNoise - ADOT <adotairnoise@azdot.gov>, Clifton Meek <meek.clifton@epa.gov>, Karina O'Conner <oconnor.karina@epa.gov>, Dean Giles <dgiles@azmag.gov>

No requests for changes to the report or modeling were received, the final report will be developed and posted online. Thank you for your time in reviewing this project level hot-spot analysis. Beverly

On Wed, Oct 27, 2021 at 12:44 PM Beverly Chenausky <bchenausky@azdot.gov> wrote:

The draft air quality report has been posted online as linked and highlighted, please provide any comments on the report by November 23, 2021. A ShareFile notification will follow containing the modeling files referenced in the report.

CO Conformity Determinations

CO Hot-Spot Consultation - SR 101, 75th Ave to I-17
(link is external)

- SR101, 75th Ave to I-17 Draft Air Quality Report October 2021

https://azdot.gov/business/environmental-planning/air-quality/transportation-conformity

Thanks,
Beverly

On Tue, Aug 3, 2021 at 11:46 AM Beverly Chenausky <bchenausky@azdot.gov> wrote:

As there are no objections or requests for changes to the CO modeling assumptions provided June 28th, 2021, the project will commence with the CO hot-spot modeling for project level conformity August 3, 2021 utilizing the planning assumptions provided. The results of the CO hot-spot analysis will be included in a formal air quality report, additional notification will be provided when the draft analysis is available for review, any requested modeling files will be provided at that time. Additionally, as there are no objections to the project determination presented for PM10, interagency consultation is complete with the project identified as a project that does not require a quantitative hot-spot analysis as listed under 40 CFR 93.123(b), thank you.

Beverly T. Chenausky
Air & Noise Program Manager
MD EM02
205 South 17th Avenue
Phoenix, AZ 85007
C: 480.390.3417
azdot.gov

ADOT Environmental Planning

On Mon, Jun 28, 2021 at 12:03 PM Beverly Chenausky <bchenausky@azdot.gov> wrote:

ADOT is presenting the following project, **SR 101, 75th 75th Ave to I-17,** for interagency consultation, per 40 CFR 93.105 as a potential project that is **not** a project of Air Quality Concern and thereby **will not** require a PM10 hot-spot analysis. ADOT is requesting responses to the attached *F0316_PM10_Consultation_062821.pdf.* within **10 business days**; a non-response will be interpreted as concurrence that the project is not a project of air quality concern and does not require a hot-spot analysis. If any consulted party believes this project should be treated as a project of air quality concern that requires a Quantitative PM10 hot-spot analysis, please document the appropriate section under 40 CFR 93.123 (b) that applies to the project and describe why the project should be treated as a project of air quality concern.

Additionally, ADOT has determined that the project may require a quantitative hot-spot analysis only for CO, the modeling assumptions are attached in document *F0316_CO Hotspot Analysis_Consultation_062821.pdf.* The Purpose of this document is to describe the methods, models and assumptions used for a quantitative hot-spot analysis as required in 40 CFR 93.105(c)(1)(i), 93.123, 93.116, additional information on the receptor locations is also included (as zip file). It is requested that the consulted parties provide comments or questions on the methods, models and assumptions within **30 days,** a non-response will be interpreted as concurrence with the planning assumptions as described in the attached CO document.

If you have any additional questions or need additional information let me know, please note that my contact information has changed.

Beverly T. Chenausky
Air & Noise Program Manager
MD EM02
205 South 17th Avenue
Phoenix, AZ 85007
C: 480.390.3417
azdot.gov

The environmental review, consultation, and other actions required by applicable Federal environmental laws for this project are being, or have been, carried out by ADOT pursuant to 23 U.S.C. 326 and a Memorandum of Understanding dated January 4, 2021, and executed by FHWA and ADOT.

Transportation Conformity

Transportation Conformity ensures that transportation plans, programs and projects do not produce new air-quality violations, worsen existing violations or delay timely attainment of the National Ambient Air Quality Standards (NAAQS).

The ADOT Air Quality Team is responsible for implementing and developing the statutory and regulatory requirements for conformity state implementation plans (conformity SIPs). A conformity SIP includes a state's specific criteria and procedures for certain aspects of the transportation conformity process. Clean Air Act section 176(c) is the statutory authority for transportation conformity (42 U.S.C. 7506(c)). The regulations that explain the requirements for a conformity SIP are found at 40 CFR 51.390, which was updated Jan. 24, 2008 (73 FR 4420).

Project Level Conformity

PM Conformity Determinations

Completed PM Project Level Project of Air Quality Concern (POAQC) consultation and/or hot-spot modeling documents will be posted here as applicable.

- POAQC Consultation - SR 303L, 51st Ave and 43rd Ave Traffic Interchanges
- POAQC Consultation - US 95 from Rifle Range Road to the Wellton ; FHWA 327 Conformity Determination
- POAQC Consultation - I-10, SR 202L to SR 387
- POAQC Consultation - Avenue E, State Route 195 to County 18th Street ; FHWA 327 Conformity Determination
- POAQC Consultation - State Route 101, 75th Avenue to I-17
- POAQC Consultation - I-10, I-17 (Split) to SR202L (Santan)
- POAQC Consultation - I-17, Anthem Way to Jct. SR 69 (Cordes Junction) ; FHWA 327 Conformity Determination
- POAQC Consultation - Signal Butte Road Improvements: Williams Field to Germann Road ; FHWA 327 Conformity Determination
- POAQC Consultation - I-10, Avondale Blvd to I-17
- POAQC Consultation - I-10, Kortsen Road Traffic Interchange ; FHWA 327 Conformity Determination
- POAQC Consultation - I-17, Indian School Traffic Interchange ; FHWA 327 Conformity Determination
- POAQC Consultation - I-10, SR85 to Verrado Way ; FHWA 327 Conformity Determination
- POAQC Consultation - Chandler Heights Road: Gilbert Road to Val Vista Drive
- POAQC Consultation - Ocotillo Road: Gilbert Road to 148th Street
- POAQC Consultation - I-17: Pinnacle Peak Road TI and Happy Valley Road TI
- POAQC Consultation - Cooper Road: Riggs Road to Alamosa

CO Conformity Determinations

Completed Project Level CO Hot-Spot consultation documents required for hot-spot modeling will be posted here as applicable.

- CO Hot-Spot Consultation - I-10, I-17 (Split) to SR202L (Santan), FHWA 327 Conformity Determination
- CO Hot-Spot Consultation - SR 101, 75th Ave to I-17
  - SR101, 75th Ave to I-17 Draft Air Quality Report October 2021

Isolated Rural Area Conformity Documents

MPOs' Conformity Documents

Appendix B

CO HOTSPOT ANALYSIS RESULTS

N
R1
R2
R3
R4
R5
R6
R7
RS
R9
R10
R11
R12
R13
R14
R15
R16
R17
R18
R19
R20
R21
R22
R23
R24
R25
R26
R27
R28
R29
R30
R31
R32
R33
R34
R35
R36
R37
R38
R39
R40
R41
R42
R43
R44
R45
R48
R49
R50
R51
R52
R53
R54
R55
R56
R57
R58
R59
R60
R61
R62
R64
R65
R66
R67
R68
R69
R70
R71
R72
R73
R74
R75
R76
R77
R78
R79
RS0
R81
R82
R83
R84
R85
R86
R87
R88
R89
R90
R91
R92
R93
R94
Exist RIW

B1

Predicted Maximum 1-Hour Carbon Monoxide Concentrations
75th Avenue & SR 101

	2020 Existing Condition		2040 No Build		2040 Build	
Receptor	AM	PM	AM	PM	AM	PM
R1	0.4	0.3	0	0.1	0	0.1
R2	0.4	0.3	0	0.1	0	0.1
R3	0.4	0.3	0	0.1	0	0.1
R4	0.4	0.3	0	0.1	0	0.1
R5	0.4	0.4	0	0.1	0	0.1
R6	0.4	0.4	0	0.1	0	0.1
R7	0.4	0.3	0	0.1	0	0.1
R8	0.4	0.1	0	0.1	0	0.1
R9	0.2	0	0	0	0	0
R10	0.2	0	0	0	0	0
R11	0.2	0	0	0	0	0
R12	0.2	0	0	0	0	0
R13	0.2	0	0	0	0	0
R14	0.2	0	0	0	0	0
R15	0.2	0	0	0	0	0
R16	0.2	0	0	0	0	0
R17	0.2	0	0	0	0	0
R18	0.2	0	0	0	0	0
R19	0.2	0	0	0	0	0
R20	0.2	0	0	0	0	0
R21	0.2	0	0	0	0	0
R22	0.2	0	0	0	0	0
R23	0.2	0.1	0	0	0	0
R24	0.3	0.1	0	0	0	0
R25	0.3	0.1	0	0	0	0
R26	0.3	0.1	0	0	0	0
R27	0.3	0.1	0	0	0	0
R28	0.3	0.2	0	0	0	0
R29	0.3	0.2	0	0	0	0
R30	0.3	0.2	0	0	0	0
R31	0.3	0.2	0	0	0	0
R32	0.3	0.2	0	0	0	0
R33	0.3	0.2	0	0	0	0
R34	0.3	0.2	0	0	0	0
R35	0.3	0.2	0	0	0	0
R36	0.3	0.1	0	0	0	0
R37	0.3	0.1	0	0	0	0
R38	0.3	0.3	0.1	0	0.1	0.1
R39	0.3	0.2	0	0	0	0
R40	0.3	0.2	0	0	0	0
R41	0.2	0.1	0	0	0	0
R42	0.1	0	0	0	0	0
R43	0.1	0	0	0	0	0

Predicted Maximum 1-Hour Carbon Monoxide Concentrations
75th Avenue & SR 101

	2020 Existing Condition		2040 No Build		2040 Build	
Receptor	AM	PM	AM	PM	AM	PM
R44	0.1	0	0	0	0	0
R45	0.1	0	0	0	0	0
R46	0.1	0	0	0	0	0
R47	0.1	0	0	0	0	0
R48	0.1	0	0	0	0	0
R49	0.1	0	0	0	0	0
R50	0.1	0	0	0	0	0
R51	0.2	0	0	0	0	0
R52	0.2	0.1	0	0	0	0
R53	0.3	0.1	0.1	0	0	0
R54	0.4	0.3	0.1	0.1	0.1	0.1
R55	0.5	0.3	0.1	0.1	0.2	0.1
R56	0.3	0.1	0	0	0	0
R57	0.3	0	0	0	0	0
R58	0.3	0	0	0	0	0
R59	0.1	0	0	0	0	0
R60	0.1	0	0	0	0	0
R61	0.1	0	0	0	0	0
R62	0.1	0.1	0	0	0	0
R63	0.1	0.1	0	0	0	0
R64	0.1	0.1	0	0	0	0
R65	0.1	0.1	0	0	0	0
R66	0.1	0.1	0	0	0	0
R67	0.1	0.1	0	0	0	0
R68	0.1	0.1	0	0	0	0
R69	0.1	0.1	0	0	0	0
R70	0.1	0.1	0	0	0	0
R71	0.5	0.3	0	0.1	0.1	0.1
R72	0.5	0.2	0.1	0.1	0.1	0.1
R73	0.5	0.2	0.1	0.1	0.1	0.1
R74	0.5	0.3	0.1	0.1	0.1	0.1
R75	0.5	0.3	0.1	0.1	0.1	0
R76	0.5	0.4	0.1	0.1	0.1	0
R77	0.4	0.3	0.1	0	0.1	0
R78	0.4	0.3	0.1	0	0.1	0
R79	0.3	0.1	0	0	0	0
R80	0.2	0	0	0	0	0
R81	0.2	0	0	0	0	0
R82	0.1	0	0	0	0	0
R83	0	0	0	0	0	0
R84	0	0	0	0	0	0
R85	0	0	0	0	0	0
R86	0	0	0	0	0	0

Predicted Maximum 1-Hour Carbon Monoxide Concentrations
75th Avenue & SR 101

	2020 Existing Condition		2040 No Build		2040 Build	
Receptor	AM	PM	AM	PM	AM	PM
R87	0	0	0	0	0	0
R88	0	0	0	0	0	0
R89	0	0	0	0	0	0
R90	0	0	0	0	0	0
R91	0	0	0	0	0	0
R92	0	0	0	0	0	0
R93	0	0	0	0	0	0
R94	0	0	0	0	0	0
min:	0	0	0	0	0	0
max:	0.5	0.4	0.1	0.1	0.2	0.1

Note:
in parts per million (ppm) and do not include a background concentration.


N
R1
R2
R3
R4
R5
R6
R7
R8
R9
R10
R11
R12
R13
R14
R15
R16
R17
R18
R19
R20
R21
R22
R23
R24
R25
R26
R27
R28
R29
R30
R31
R32
R33
R34
R35
R36
R37
R38
R39
R40
R41
R42
R43
R44
R45
R46
R47
R48
R49
R50
R51
R52
R53
R54
R55
R56
R57
R58
R59
R60
R61
R62
R63
R64
R65
R66
R67
R68
R69
R70
R71
R72
R73
R74
R75
R76
R77
R78
R79
R80
R81
R82
R83
R84
R85
R86
R87
R88
R89
R90
R91
R92
R93
R94
R95
R96
R97
R98
R99
Exist R/W
SR101 & 67th Ave

Predicted Maximum 1-Hour Carbon Monoxide Concentrations
67th Avenue & SR 101

	2020 Existing Condition		2040 No Build		2040 Build	
Receptor	AM	PM	AM	PM	AM	PM
R1	0.4	0.6	0.1	0.1	0.1	0.1
R2	0.4	0.6	0.1	0.1	0.1	0.1
R3	0.5	0.6	0.1	0.1	0.1	0.1
R4	0.5	0.6	0.1	0.1	0.1	0.1
R5	0.6	0.7	0.2	0.1	0.2	0.1
R6	0.5	0.7	0.2	0.1	0.1	0.1
R7	0.6	0.7	0.2	0.1	0.2	0.1
R8	0.5	0.7	0.2	0.1	0.2	0.1
R9	0.6	0.8	0.2	0.1	0.2	0.1
R10	0.5	0.7	0.1	0.1	0.1	0.1
R11	0.3	0.3	0	0	0	0
R12	0.2	0.3	0	0	0	0
R13	0.1	0.2	0	0	0	0
R14	0.1	0.2	0	0	0	0
R15	0.1	0.2	0	0	0	0
R16	0.1	0.2	0	0	0	0
R17	0.1	0.2	0	0	0	0
R18	0.1	0.2	0	0	0	0
R19	0.1	0.2	0	0	0	0
R20	0	0.1	0	0	0	0
R21	0	0.1	0	0	0	0
R22	0	0.1	0	0	0	0
R23	0.1	0.1	0	0	0	0
R24	0.1	0.1	0	0	0	0
R25	0.1	0.1	0	0	0	0
R26	0.2	0.2	0	0	0	0
R27	0.1	0.2	0	0	0	0
R28	0.1	0.2	0	0	0	0
R29	0.1	0.2	0	0	0	0
R30	0.1	0.2	0	0	0	0
R31	0.1	0.2	0	0	0	0
R32	0.2	0.2	0	0	0	0
R33	0.2	0.2	0	0	0	0
R34	0.2	0.2	0	0	0	0
R35	0.2	0.2	0	0	0	0
R36	0.3	0.3	0	0	0	0
R37	0.4	0.3	0	0	0	0
R38	0.4	0.3	0	0	0	0
R39	0.4	0.4	0	0	0	0
R40	0.4	0.4	0	0	0	0
R41	0.6	0.8	0.1	0.1	0.1	0.1
R42	0.6	0.5	0	0	0.1	0
R43	0.5	0.4	0	0	0	0

Predicted Maximum 1-Hour Carbon Monoxide Concentrations
67th Avenue & SR 101

	2020 Existing Condition		2040 No Build		2040 Build	
Receptor	AM	PM	AM	PM	AM	PM
R44	0.3	0.4	0	0	0	0
R45	0.3	0.3	0	0	0	0
R46	0.2	0.3	0	0	0	0
R47	0.2	0.2	0	0	0	0
R48	0.1	0.1	0	0	0	0
R49	0.1	0.3	0	0	0	0
R50	0.1	0.2	0	0	0	0
R51	0.1	0.2	0	0	0	0
R52	0.2	0.2	0.1	0	0	0
R53	0.2	0.3	0.1	0	0.1	0
R54	0.2	0.3	0.1	0	0.1	0
R55	0.3	0.3	0.1	0	0.1	0
R56	0.5	0.3	0.1	0	0.1	0
R57	0.6	0.7	0.1	0.1	0.1	0.1
R58	0.8	0.8	0.2	0.1	0.1	0.1
R59	0.4	0.5	0	0	0	0
R60	0.3	0.4	0	0	0	0
R61	0.2	0.4	0	0	0	0
R62	0.3	0.3	0	0	0	0
R63	0.3	0.3	0	0	0	0
R64	0.2	0.3	0	0	0	0
R65	0.1	0.2	0	0	0	0
R66	0.1	0.2	0	0	0	0
R67	0.1	0.2	0	0	0	0
R68	0.1	0.2	0	0	0	0
R69	0.1	0.2	0	0	0	0
R70	0.1	0.2	0	0	0	0
R71	0.1	0.2	0	0	0	0
R72	0.1	0.2	0	0	0	0
R73	0.1	0.2	0	0	0	0
R74	0.6	0.6	0.1	0.1	0.1	0.1
R75	0.6	0.6	0.1	0.1	0.1	0.1
R76	0.7	0.6	0.1	0.1	0.1	0.1
R77	0.7	0.6	0.1	0.1	0.1	0.1
R78	0.7	0.7	0.1	0.1	0.1	0.1
R79	0.8	0.7	0.1	0.1	0.1	0.1
R80	0.7	0.7	0.1	0.1	0.1	0.1
R81	0.6	0.6	0.1	0.1	0.1	0.1
R82	0.7	0.6	0.1	0.1	0.1	0.1
R83	0.7	0.6	0.1	0.1	0.1	0.1
R84	0.3	0.3	0	0	0	0
R85	0.2	0.3	0	0	0	0
R86	0.2	0.3	0	0	0	0

Predicted Maximum 1-Hour Carbon Monoxide Concentrations
67th Avenue & SR 101

	2020 Existing Condition		2040 No Build		2040 Build	
Receptor	AM	PM	AM	PM	AM	PM
R87	0.2	0.2	0	0	0	0
R88	0.1	0.1	0	0	0	0
R89	0.1	0.1	0	0	0	0
R90	0	0.1	0	0	0	0
R91	0	0.1	0	0	0	0
R92	0	0.1	0	0	0	0
R93	0	0.1	0	0	0	0
R94	0	0.1	0	0	0	0
R95	0	0.1	0	0	0	0
R96	0	0.1	0	0	0	0
R97	0	0.1	0	0	0	0
R98	0	0.1	0	0	0	0
R99	0.1	0.1	0	0	0	0
min:	0	0.1	0	0	0	0
max:	0.8	0.8	0.2	0.1	0.2	0.1

Note:
in parts per million (ppm) and do not include a background concentration.

®

®

®

0--

/

-®- -

--&-

- ---("

- -®---

- -

R50

0-

-

-®-

-

7

®

"

L


R43
R42
R40
R41
R23
R22
R21
B9

Predicted Maximum 1-Hour Carbon Monoxide Concentrations
27th Avenue & SR 101

	2020 Existing Condition		2040 No Build		2040 Build	
Receptor	AM	PM	AM	PM	AM	PM
R1	0.1	0.2	0	0	0	0
R2	0.1	0.2	0	0	0	0
R3	0.1	0.3	0	0	0	0
R4	0.1	0.3	0	0	0	0
R5	0.2	0.3	0	0	0	0
R6	0.1	0.3	0	0	0	0
R7	0.1	0.4	0	0	0	0
R8	0.2	0.4	0	0	0	0
R9	0.3	0.4	0	0.1	0	0.1
R10	0.1	0.1	0	0	0	0
R11	0.1	0.2	0	0	0	0
R12	0.1	0.2	0	0	0	0
R13	0.1	0.2	0	0	0	0
R14	0.1	0.1	0	0	0	0
R15	0.1	0.1	0	0	0	0
R16	0	0.1	0	0	0	0
R17	0	0	0	0	0	0
R18	0	0	0	0	0	0
R19	0.1	0.1	0	0	0	0
R20	0.1	0.1	0	0	0	0
R21	0.1	0.1	0	0	0	0
R22	0.1	0.1	0	0	0	0
R23	0.1	0	0	0	0	0
R24	0.1	0	0	0	0	0
R25	0	0	0	0	0	0
R26	0.1	0	0	0	0	0
R27	0	0	0	0	0	0
R28	0	0.1	0	0	0	0
R29	0.1	0.1	0	0	0	0
R30	0.1	0.1	0	0	0	0
R31	0.2	0.1	0	0	0	0
R32	0.2	0.1	0	0	0	0
R33	0.2	0.1	0	0	0	0
R34	0.2	0.6	0.1	0	0.1	0
R35	0.2	0.3	0	0	0	0
R36	0.3	0.3	0	0	0	0
R37	0.1	0.3	0	0	0	0
R38	0.2	0.2	0	0	0	0
R39	0.1	0.2	0	0	0	0
R40	0.1	0.1	0	0	0	0
R41	0.1	0.1	0	0	0	0
R42	0.1	0.1	0	0	0	0
R43	0.1	0.1	0	0	0	0

Predicted Maximum 1-Hour Carbon Monoxide Concentrations
27th Avenue & SR 101

	2020 Existing Condition		2040 No Build		2040 Build	
Receptor	AM	PM	AM	PM	AM	PM
R44	0.1	0.2	0	0	0	0
R45	0.2	0.2	0	0	0	0
R46	0.2	0.2	0	0	0	0
R47	0.1	0.3	0	0	0	0
R48	0.3	0.4	0	0	0	0
R49	0.3	0.5	0	0	0	0
R50	0.2	0.3	0	0	0	0
R51	0.2	0.2	0	0	0	0
R52	0.2	0.2	0	0	0	0
R53	0.2	0.2	0	0	0	0
R54	0.2	0.2	0	0	0	0
R55	0.2	0.2	0	0	0	0
R56	0.2	0.2	0	0	0	0
R57	0.2	0.2	0	0	0	0
R58	0.2	0.2	0	0	0	0
R59	0.2	0.2	0	0	0	0
R60	0.2	0.2	0	0	0	0
R61	0.2	0.2	0	0	0	0
R62	0.2	0.2	0	0	0	0
R63	0.2	0.2	0	0	0	0
R64	0.2	0.2	0	0	0	0
R65	0.2	0.2	0	0	0	0
R66	0.1	0.2	0	0	0	0
R67	0.1	0.3	0	0	0	0
R68	0.1	0.3	0	0	0	0
R69	0.1	0.2	0	0	0	0
R70	0.2	0.3	0	0	0	0
R71	0.2	0.4	0	0	0	0
R72	0.3	0.3	0	0	0	0
R73	0.3	0.3	0	0	0	0
R74	0.4	0.5	0	0	0	0.1
R75	0.1	0.1	0	0	0	0
R76	0	0.1	0	0	0	0
R77	0.1	0.1	0	0	0	0
R78	0.1	0.1	0	0	0	0
R79	0.1	0.1	0	0	0	0
R80	0.1	0.1	0	0	0	0
R81	0.1	0.1	0	0	0	0
R82	0.1	0.1	0	0	0	0
R83	0.1	0.1	0	0	0	0
R84	0.1	0.1	0	0	0	0
R85	0.1	0.1	0	0	0	0
R86	0.1	0.1	0	0	0	0

Predicted Maximum 1-Hour Carbon Monoxide Concentrations
27th Avenue & SR 101

	2020 Existing Condition		2040 No Build		2040 Build	
Receptor	AM	PM	AM	PM	AM	PM
R87	0.1	0.1	0	0	0	0
R88	0.1	0.1	0	0	0	0
R89	0.1	0.1	0	0	0	0
R90	0.1	0.1	0	0	0	0
min:	0	0	0	0	0	0
max:	0.4	0.6	0.1	0.1	0.1	0.1

Note:
in parts per million (ppm) and do not include a background concentration.

Appendix C

CO CAL3QHC AND MOVES MODELING FILES

```
<runspec version="MOVES2014b-20210112">
        <description><![CDATA[F0316 CO 2020 AM Emission Rates]]></description>
        <models>
                <model value="ONROAD"/>
        </models>
        <modelscale value="Inv"/>
        <modeldomain value="PROJECT"/>
        <geographicselections>
                <geographicselection type="COUNTY" key="4013" description="ARIZONA - Maricopa County"/>
        </geographicselections>
        <timespan>
                <year key="2020"/>
                <month id="1"/>
                <day id="5"/>
                <beginhour id="8"/>
                <endhour id="8"/>
                <aggregateBy key="Hour"/>
        </timespan>
        <onroadvehicleselections>
                <onroadvehicleselection fueltypeid="3" fueltypedesc="Compressed Natural Gas (CNG)" sourcetypeid="42"
sourcetypename="Transit Bus"/>
                <onroadvehicleselection fueltypeid="2" fueltypedesc="Diesel Fuel" sourcetypeid="62" sourcetypename="Combination
Long-haul Truck"/>
                <onroadvehicleselection fueltypeid="2" fueltypedesc="Diesel Fuel" sourcetypeid="61" sourcetypename="Combination
Short-haul Truck"/>
                <onroadvehicleselection fueltypeid="2" fueltypedesc="Diesel Fuel" sourcetypeid="41" sourcetypename="Intercity Bus"/>
                <onroadvehicleselection fueltypeid="2" fueltypedesc="Diesel Fuel" sourcetypeid="32" sourcetypename="Light Commercial
Truck"/>
                <onroadvehicleselection fueltypeid="2" fueltypedesc="Diesel Fuel" sourcetypeid="54" sourcetypename="Motor Home"/>
                <onroadvehicleselection fueltypeid="2" fueltypedesc="Diesel Fuel" sourcetypeid="21" sourcetypename="Passenger Car"/>
                <onroadvehicleselection fueltypeid="2" fueltypedesc="Diesel Fuel" sourcetypeid="31" sourcetypename="Passenger
Truck"/>
                <onroadvehicleselection fueltypeid="2" fueltypedesc="Diesel Fuel" sourcetypeid="51" sourcetypename="Refuse Truck"/>
                <onroadvehicleselection fueltypeid="2" fueltypedesc="Diesel Fuel" sourcetypeid="43" sourcetypename="School Bus"/>
                <onroadvehicleselection fueltypeid="2" fueltypedesc="Diesel Fuel" sourcetypeid="53" sourcetypename="Single Unit
Long-haul Truck"/>
                <onroadvehicleselection fueltypeid="2" fueltypedesc="Diesel Fuel" sourcetypeid="52" sourcetypename="Single Unit
Short-haul Truck"/>
                <onroadvehicleselection fueltypeid="2" fueltypedesc="Diesel Fuel" sourcetypeid="42" sourcetypename="Transit Bus"/>
                <onroadvehicleselection fueltypeid="9" fueltypedesc="Electricity" sourcetypeid="32" sourcetypename="Light Commercial
Truck"/>
                <onroadvehicleselection fueltypeid="9" fueltypedesc="Electricity" sourcetypeid="21" sourcetypename="Passenger Car"/>
                <onroadvehicleselection fueltypeid="9" fueltypedesc="Electricity" sourcetypeid="31" sourcetypename="Passenger
Truck"/>
                <onroadvehicleselection fueltypeid="5" fueltypedesc="Ethanol (E-85)" sourcetypeid="32" sourcetypename="Light
Commercial Truck"/>
                <onroadvehicleselection fueltypeid="5" fueltypedesc="Ethanol (E-85)" sourcetypeid="21" sourcetypename="Passenger
```

```
Car"/>
                <onroadvehicleselection fueltypeid="5" fueltypedesc="Ethanol (E-85)" sourcetypeid="31" sourcetypename="Passenger
Truck"/>
                <onroadvehicleselection fueltypeid="1" fueltypedesc="Gasoline" sourcetypeid="61" sourcetypename="Combination
Short-haul Truck"/>
                <onroadvehicleselection fueltypeid="1" fueltypedesc="Gasoline" sourcetypeid="32" sourcetypename="Light Commercial
Truck"/>
                <onroadvehicleselection fueltypeid="1" fueltypedesc="Gasoline" sourcetypeid="54" sourcetypename="Motor Home"/>
                <onroadvehicleselection fueltypeid="1" fueltypedesc="Gasoline" sourcetypeid="11" sourcetypename="Motorcycle"/>
                <onroadvehicleselection fueltypeid="1" fueltypedesc="Gasoline" sourcetypeid="21" sourcetypename="Passenger Car"/>
                <onroadvehicleselection fueltypeid="1" fueltypedesc="Gasoline" sourcetypeid="31" sourcetypename="Passenger Truck"/>
                <onroadvehicleselection fueltypeid="1" fueltypedesc="Gasoline" sourcetypeid="51" sourcetypename="Refuse Truck"/>
                <onroadvehicleselection fueltypeid="1" fueltypedesc="Gasoline" sourcetypeid="43" sourcetypename="School Bus"/>
                <onroadvehicleselection fueltypeid="1" fueltypedesc="Gasoline" sourcetypeid="53" sourcetypename="Single Unit
Long-haul Truck"/>
                <onroadvehicleselection fueltypeid="1" fueltypedesc="Gasoline" sourcetypeid="52" sourcetypename="Single Unit
Short-haul Truck"/>
                <onroadvehicleselection fueltypeid="1" fueltypedesc="Gasoline" sourcetypeid="42" sourcetypename="Transit Bus"/>
        </onroadvehicleselections>
        <offroadvehicleselections>
        </offroadvehicleselections>
        <offroadvehiclesccs>
        </offroadvehiclesccs>
        <roadtypes separateramps="false">
                <roadtype roadtypeid="4" roadtypename="Urban Restricted Access" modelCombination="M1"/>
                <roadtype roadtypeid="5" roadtypename="Urban Unrestricted Access" modelCombination="M1"/>
        </roadtypes>
        <pollutantprocessassociations>
                <pollutantprocessassociation pollutantkey="2" pollutantname="Carbon Monoxide (CO)" processkey="1"
processname="Running Exhaust"/>
                <pollutantprocessassociation pollutantkey="2" pollutantname="Carbon Monoxide (CO)" processkey="15"
processname="Crankcase Running Exhaust"/>
        </pollutantprocessassociations>
        <databaseselections>
        </databaseselections>
        <internalcontrolstrategies>
<internalcontrolstrategy
classname="gov.epa.otaq.moves.master.implementation.ghg.internalcontrolstrategies.rateofprogress.RateOfProgressStrategy"><![CDATA[
useParameters   No

]]></internalcontrolstrategy>
        </internalcontrolstrategies>
        <inputdatabase servername="" databasename="" description=""/>
        <uncertaintyparameters uncertaintymodeenabled="false" numberofrunspersimulation="0" numberofsimulations="0"/>
        <geographicoutputdetail description="LINK"/>
        <outputemissionsbreakdownselection>
                <modelyear selected="false"/>
```

```
                <fueltype selected="false"/>
                <fuelsubtype selected="false"/>
                <emissionprocess selected="true"/>
                <onroadoffroad selected="true"/>
                <roadtype selected="false"/>
                <sourceusetype selected="false"/>
                <movesvehicletype selected="false"/>
                <onroadscc selected="false"/>
                <estimateuncertainty selected="false" numberOfIterations="2" keepSampledData="false" keepIterations="false"/>
                <sector selected="false"/>
                <engtechid selected="false"/>
                <hpclass selected="false"/>
                <regclassid selected="false"/>
        </outputemissionsbreakdownselection>
        <outputdatabase servername="" databasename="f0316_27thAve_co_2020_am_out" description=""/>
        <outputtimestep value="Hour"/>
        <outputvmtdata value="true"/>
        <outputsho value="false"/>
        <outputsh value="false"/>
        <outputshp value="false"/>
        <outputshidling value="false"/>
        <outputstarts value="false"/>
        <outputpopulation value="true"/>
        <scaleinputdatabase servername="localhost" databasename="f0316_27thAve_co_2020_am_in" description=""/>
        <pmsize value="0"/>
        <outputfactors>
                <timefactors selected="true" units="Hours"/>
                <distancefactors selected="true" units="Miles"/>
                <massfactors selected="true" units="Grams" energyunits="Joules"/>
        </outputfactors>
        <savedata>

        </savedata>

        <donotexecute>

        </donotexecute>

        <generatordatabase shouldsave="false" servername="" databasename="" description=""/>
                <donotperformfinalaggregation selected="false"/>
        <lookuptableflags scenarioid="" truncateoutput="true" truncateactivity="true" truncatebaserates="true"/>
</runspec>
```

```
<runspec version="MOVES2014b-20210112">
        <description><![CDATA[F0316 CO 2020 PM Emission Rates]]></description>
        <models>
                <model value="ONROAD"/>
        </models>
        <modelscale value="Inv"/>
        <modeldomain value="PROJECT"/>
        <geographicselections>
                <geographicselection type="COUNTY" key="4013" description="ARIZONA - Maricopa County"/>
        </geographicselections>
        <timespan>
                <year key="2020"/>
                <month id="1"/>
                <day id="5"/>
                <beginhour id="18"/>
                <endhour id="18"/>
                <aggregateBy key="Hour"/>
        </timespan>
        <onroadvehicleselections>
                <onroadvehicleselection fueltypeid="3" fueltypedesc="Compressed Natural Gas (CNG)" sourcetypeid="42"
sourcetypename="Transit Bus"/>
                <onroadvehicleselection fueltypeid="2" fueltypedesc="Diesel Fuel" sourcetypeid="62" sourcetypename="Combination
Long-haul Truck"/>
                <onroadvehicleselection fueltypeid="2" fueltypedesc="Diesel Fuel" sourcetypeid="61" sourcetypename="Combination
Short-haul Truck"/>
                <onroadvehicleselection fueltypeid="2" fueltypedesc="Diesel Fuel" sourcetypeid="41" sourcetypename="Intercity Bus"/>
                <onroadvehicleselection fueltypeid="2" fueltypedesc="Diesel Fuel" sourcetypeid="32" sourcetypename="Light Commercial
Truck"/>
                <onroadvehicleselection fueltypeid="2" fueltypedesc="Diesel Fuel" sourcetypeid="54" sourcetypename="Motor Home"/>
                <onroadvehicleselection fueltypeid="2" fueltypedesc="Diesel Fuel" sourcetypeid="21" sourcetypename="Passenger Car"/>
                <onroadvehicleselection fueltypeid="2" fueltypedesc="Diesel Fuel" sourcetypeid="31" sourcetypename="Passenger
Truck"/>
                <onroadvehicleselection fueltypeid="2" fueltypedesc="Diesel Fuel" sourcetypeid="51" sourcetypename="Refuse Truck"/>
                <onroadvehicleselection fueltypeid="2" fueltypedesc="Diesel Fuel" sourcetypeid="43" sourcetypename="School Bus"/>
                <onroadvehicleselection fueltypeid="2" fueltypedesc="Diesel Fuel" sourcetypeid="53" sourcetypename="Single Unit
Long-haul Truck"/>
                <onroadvehicleselection fueltypeid="2" fueltypedesc="Diesel Fuel" sourcetypeid="52" sourcetypename="Single Unit
Short-haul Truck"/>
                <onroadvehicleselection fueltypeid="2" fueltypedesc="Diesel Fuel" sourcetypeid="42" sourcetypename="Transit Bus"/>
                <onroadvehicleselection fueltypeid="9" fueltypedesc="Electricity" sourcetypeid="32" sourcetypename="Light Commercial
Truck"/>
                <onroadvehicleselection fueltypeid="9" fueltypedesc="Electricity" sourcetypeid="21" sourcetypename="Passenger Car"/>
                <onroadvehicleselection fueltypeid="9" fueltypedesc="Electricity" sourcetypeid="31" sourcetypename="Passenger
Truck"/>
                <onroadvehicleselection fueltypeid="5" fueltypedesc="Ethanol (E-85)" sourcetypeid="32" sourcetypename="Light
Commercial Truck"/>
                <onroadvehicleselection fueltypeid="5" fueltypedesc="Ethanol (E-85)" sourcetypeid="21" sourcetypename="Passenger
```

```
Car"/>
                <onroadvehicleselection fueltypeid="5" fueltypedesc="Ethanol (E-85)" sourcetypeid="31" sourcetypename="Passenger
Truck"/>
                <onroadvehicleselection fueltypeid="1" fueltypedesc="Gasoline" sourcetypeid="61" sourcetypename="Combination
Short-haul Truck"/>
                <onroadvehicleselection fueltypeid="1" fueltypedesc="Gasoline" sourcetypeid="32" sourcetypename="Light Commercial
Truck"/>
                <onroadvehicleselection fueltypeid="1" fueltypedesc="Gasoline" sourcetypeid="54" sourcetypename="Motor Home"/>
                <onroadvehicleselection fueltypeid="1" fueltypedesc="Gasoline" sourcetypeid="11" sourcetypename="Motorcycle"/>
                <onroadvehicleselection fueltypeid="1" fueltypedesc="Gasoline" sourcetypeid="21" sourcetypename="Passenger Car"/>
                <onroadvehicleselection fueltypeid="1" fueltypedesc="Gasoline" sourcetypeid="31" sourcetypename="Passenger Truck"/>
                <onroadvehicleselection fueltypeid="1" fueltypedesc="Gasoline" sourcetypeid="51" sourcetypename="Refuse Truck"/>
                <onroadvehicleselection fueltypeid="1" fueltypedesc="Gasoline" sourcetypeid="43" sourcetypename="School Bus"/>
                <onroadvehicleselection fueltypeid="1" fueltypedesc="Gasoline" sourcetypeid="53" sourcetypename="Single Unit
Long-haul Truck"/>
                <onroadvehicleselection fueltypeid="1" fueltypedesc="Gasoline" sourcetypeid="52" sourcetypename="Single Unit
Short-haul Truck"/>
                <onroadvehicleselection fueltypeid="1" fueltypedesc="Gasoline" sourcetypeid="42" sourcetypename="Transit Bus"/>
        </onroadvehicleselections>
        <offroadvehicleselections>
        </offroadvehicleselections>
        <offroadvehiclesccs>
        </offroadvehiclesccs>
        <roadtypes separateramps="false">
                <roadtype roadtypeid="4" roadtypename="Urban Restricted Access" modelCombination="M1"/>
                <roadtype roadtypeid="5" roadtypename="Urban Unrestricted Access" modelCombination="M1"/>
        </roadtypes>
        <pollutantprocessassociations>
                <pollutantprocessassociation pollutantkey="2" pollutantname="Carbon Monoxide (CO)" processkey="1"
processname="Running Exhaust"/>
                <pollutantprocessassociation pollutantkey="2" pollutantname="Carbon Monoxide (CO)" processkey="15"
processname="Crankcase Running Exhaust"/>
        </pollutantprocessassociations>
        <databaseselections>
        </databaseselections>
        <internalcontrolstrategies>
<internalcontrolstrategy
classname="gov.epa.otaq.moves.master.implementation.ghg.internalcontrolstrategies.rateofprogress.RateOfProgressStrategy"><![CDATA[
useParameters   No

]]></internalcontrolstrategy>
        </internalcontrolstrategies>
        <inputdatabase servername="" databasename="" description=""/>
        <uncertaintyparameters uncertaintymodeenabled="false" numberofrunspersimulation="0" numberofsimulations="0"/>
        <geographicoutputdetail description="LINK"/>
        <outputemissionsbreakdownselection>
                <modelyear selected="false"/>
```

```
                <fueltype selected="false"/>
                <fuelsubtype selected="false"/>
                <emissionprocess selected="true"/>
                <onroadoffroad selected="true"/>
                <roadtype selected="false"/>
                <sourceusetype selected="false"/>
                <movesvehicletype selected="false"/>
                <onroadscc selected="false"/>
                <estimateuncertainty selected="false" numberOfIterations="2" keepSampledData="false" keepIterations="false"/>
                <sector selected="false"/>
                <engtechid selected="false"/>
                <hpclass selected="false"/>
                <regclassid selected="false"/>
        </outputemissionsbreakdownselection>
        <outputdatabase servername="" databasename="f0316_27thAve_co_2020_pm_out" description=""/>
        <outputtimestep value="Hour"/>
        <outputvmtdata value="true"/>
        <outputsho value="false"/>
        <outputsh value="false"/>
        <outputshp value="false"/>
        <outputshidling value="false"/>
        <outputstarts value="false"/>
        <outputpopulation value="true"/>
        <scaleinputdatabase servername="localhost" databasename="f0316_27thAve_co_2020_pm_in" description=""/>
        <pmsize value="0"/>
        <outputfactors>
                <timefactors selected="true" units="Hours"/>
                <distancefactors selected="true" units="Miles"/>
                <massfactors selected="true" units="Grams" energyunits="Joules"/>
        </outputfactors>
        <savedata>

        </savedata>

        <donotexecute>

        </donotexecute>

        <generatordatabase shouldsave="false" servername="" databasename="" description=""/>
                <donotperformfinalaggregation selected="false"/>
        <lookuptableflags scenarioid="" truncateoutput="true" truncateactivity="true" truncatebaserates="true"/>
</runspec>
```

```
<runspec version="MOVES2014b-20210112">
        <description><![CDATA[F0316 CO 2040 Build AM Emission Rates_ 27th Ave TI]]></description>
        <models>
                <model value="ONROAD"/>
        </models>
        <modelscale value="Inv"/>
        <modeldomain value="PROJECT"/>
        <geographicselections>
                <geographicselection type="COUNTY" key="4013" description="ARIZONA - Maricopa County"/>
        </geographicselections>
        <timespan>
                <year key="2040"/>
                <month id="1"/>
                <day id="5"/>
                <beginhour id="8"/>
                <endhour id="8"/>
                <aggregateBy key="Hour"/>
        </timespan>
        <onroadvehicleselections>
                <onroadvehicleselection fueltypeid="3" fueltypedesc="Compressed Natural Gas (CNG)" sourcetypeid="42"
sourcetypename="Transit Bus"/>
                <onroadvehicleselection fueltypeid="2" fueltypedesc="Diesel Fuel" sourcetypeid="62" sourcetypename="Combination
Long-haul Truck"/>
                <onroadvehicleselection fueltypeid="2" fueltypedesc="Diesel Fuel" sourcetypeid="61" sourcetypename="Combination
Short-haul Truck"/>
                <onroadvehicleselection fueltypeid="2" fueltypedesc="Diesel Fuel" sourcetypeid="41" sourcetypename="Intercity Bus"/>
                <onroadvehicleselection fueltypeid="2" fueltypedesc="Diesel Fuel" sourcetypeid="32" sourcetypename="Light Commercial
Truck"/>
                <onroadvehicleselection fueltypeid="2" fueltypedesc="Diesel Fuel" sourcetypeid="54" sourcetypename="Motor Home"/>
                <onroadvehicleselection fueltypeid="2" fueltypedesc="Diesel Fuel" sourcetypeid="21" sourcetypename="Passenger Car"/>
                <onroadvehicleselection fueltypeid="2" fueltypedesc="Diesel Fuel" sourcetypeid="31" sourcetypename="Passenger
Truck"/>
                <onroadvehicleselection fueltypeid="2" fueltypedesc="Diesel Fuel" sourcetypeid="51" sourcetypename="Refuse Truck"/>
                <onroadvehicleselection fueltypeid="2" fueltypedesc="Diesel Fuel" sourcetypeid="43" sourcetypename="School Bus"/>
                <onroadvehicleselection fueltypeid="2" fueltypedesc="Diesel Fuel" sourcetypeid="53" sourcetypename="Single Unit
Long-haul Truck"/>
                <onroadvehicleselection fueltypeid="2" fueltypedesc="Diesel Fuel" sourcetypeid="52" sourcetypename="Single Unit
Short-haul Truck"/>
                <onroadvehicleselection fueltypeid="2" fueltypedesc="Diesel Fuel" sourcetypeid="42" sourcetypename="Transit Bus"/>
                <onroadvehicleselection fueltypeid="9" fueltypedesc="Electricity" sourcetypeid="32" sourcetypename="Light Commercial
Truck"/>
                <onroadvehicleselection fueltypeid="9" fueltypedesc="Electricity" sourcetypeid="21" sourcetypename="Passenger Car"/>
                <onroadvehicleselection fueltypeid="9" fueltypedesc="Electricity" sourcetypeid="31" sourcetypename="Passenger
Truck"/>
                <onroadvehicleselection fueltypeid="5" fueltypedesc="Ethanol (E-85)" sourcetypeid="32" sourcetypename="Light
Commercial Truck"/>
                <onroadvehicleselection fueltypeid="5" fueltypedesc="Ethanol (E-85)" sourcetypeid="21" sourcetypename="Passenger
```

```
Car"/>
                <onroadvehicleselection fueltypeid="5" fueltypedesc="Ethanol (E-85)" sourcetypeid="31" sourcetypename="Passenger
Truck"/>
                <onroadvehicleselection fueltypeid="1" fueltypedesc="Gasoline" sourcetypeid="61" sourcetypename="Combination
Short-haul Truck"/>
                <onroadvehicleselection fueltypeid="1" fueltypedesc="Gasoline" sourcetypeid="32" sourcetypename="Light Commercial
Truck"/>
                <onroadvehicleselection fueltypeid="1" fueltypedesc="Gasoline" sourcetypeid="54" sourcetypename="Motor Home"/>
                <onroadvehicleselection fueltypeid="1" fueltypedesc="Gasoline" sourcetypeid="11" sourcetypename="Motorcycle"/>
                <onroadvehicleselection fueltypeid="1" fueltypedesc="Gasoline" sourcetypeid="21" sourcetypename="Passenger Car"/>
                <onroadvehicleselection fueltypeid="1" fueltypedesc="Gasoline" sourcetypeid="31" sourcetypename="Passenger Truck"/>
                <onroadvehicleselection fueltypeid="1" fueltypedesc="Gasoline" sourcetypeid="51" sourcetypename="Refuse Truck"/>
                <onroadvehicleselection fueltypeid="1" fueltypedesc="Gasoline" sourcetypeid="43" sourcetypename="School Bus"/>
                <onroadvehicleselection fueltypeid="1" fueltypedesc="Gasoline" sourcetypeid="53" sourcetypename="Single Unit
Long-haul Truck"/>
                <onroadvehicleselection fueltypeid="1" fueltypedesc="Gasoline" sourcetypeid="52" sourcetypename="Single Unit
Short-haul Truck"/>
                <onroadvehicleselection fueltypeid="1" fueltypedesc="Gasoline" sourcetypeid="42" sourcetypename="Transit Bus"/>
        </onroadvehicleselections>
        <offroadvehicleselections>
        </offroadvehicleselections>
        <offroadvehiclesccs>
        </offroadvehiclesccs>
        <roadtypes separateramps="false">
                <roadtype roadtypeid="4" roadtypename="Urban Restricted Access" modelCombination="M1"/>
                <roadtype roadtypeid="5" roadtypename="Urban Unrestricted Access" modelCombination="M1"/>
        </roadtypes>
        <pollutantprocessassociations>
                <pollutantprocessassociation pollutantkey="2" pollutantname="Carbon Monoxide (CO)" processkey="1"
processname="Running Exhaust"/>
                <pollutantprocessassociation pollutantkey="2" pollutantname="Carbon Monoxide (CO)" processkey="15"
processname="Crankcase Running Exhaust"/>
        </pollutantprocessassociations>
        <databaseselections>
        </databaseselections>
        <internalcontrolstrategies>
<internalcontrolstrategy
classname="gov.epa.otaq.moves.master.implementation.ghg.internalcontrolstrategies.rateofprogress.RateOfProgressStrategy"><![CDATA[
useParameters   No

]]></internalcontrolstrategy>
        </internalcontrolstrategies>
        <inputdatabase servername="" databasename="" description=""/>
        <uncertaintyparameters uncertaintymodeenabled="false" numberofrunspersimulation="0" numberofsimulations="0"/>
        <geographicoutputdetail description="LINK"/>
        <outputemissionsbreakdownselection>
                <modelyear selected="false"/>
```

```
                <fueltype selected="false"/>
                <fuelsubtype selected="false"/>
                <emissionprocess selected="true"/>
                <onroadoffroad selected="true"/>
                <roadtype selected="false"/>
                <sourceusetype selected="false"/>
                <movesvehicletype selected="false"/>
                <onroadscc selected="false"/>
                <estimateuncertainty selected="false" numberOfIterations="2" keepSampledData="false" keepIterations="false"/>
                <sector selected="false"/>
                <engtechid selected="false"/>
                <hpclass selected="false"/>
                <regclassid selected="false"/>
        </outputemissionsbreakdownselection>
        <outputdatabase servername="" databasename="f0316_27thAve_co_2040_B_am_out" description=""/>
        <outputtimestep value="Hour"/>
        <outputvmtdata value="true"/>
        <outputsho value="false"/>
        <outputsh value="false"/>
        <outputshp value="false"/>
        <outputshidling value="false"/>
        <outputstarts value="false"/>
        <outputpopulation value="true"/>
        <scaleinputdatabase servername="localhost" databasename="f0316_27thAve_co_2040_B_am_in" description=""/>
        <pmsize value="0"/>
        <outputfactors>
                <timefactors selected="true" units="Hours"/>
                <distancefactors selected="true" units="Miles"/>
                <massfactors selected="true" units="Grams" energyunits="Joules"/>
        </outputfactors>
        <savedata>

        </savedata>

        <donotexecute>

        </donotexecute>

        <generatordatabase shouldsave="false" servername="" databasename="" description=""/>
                <donotperformfinalaggregation selected="false"/>
        <lookuptableflags scenarioid="" truncateoutput="true" truncateactivity="true" truncatebaserates="true"/>
</runspec>
```

```
<runspec version="MOVES2014b-20210112">
        <description><![CDATA[F0316 CO 2040 Build PM Emission Rates_ 27th Ave TI]]></description>
        <models>
                <model value="ONROAD"/>
        </models>
        <modelscale value="Inv"/>
        <modeldomain value="PROJECT"/>
        <geographicselections>
                <geographicselection type="COUNTY" key="4013" description="ARIZONA - Maricopa County"/>
        </geographicselections>
        <timespan>
                <year key="2040"/>
                <month id="1"/>
                <day id="5"/>
                <beginhour id="18"/>
                <endhour id="18"/>
                <aggregateBy key="Hour"/>
        </timespan>
        <onroadvehicleselections>
                <onroadvehicleselection fueltypeid="3" fueltypedesc="Compressed Natural Gas (CNG)" sourcetypeid="42"
sourcetypename="Transit Bus"/>
                <onroadvehicleselection fueltypeid="2" fueltypedesc="Diesel Fuel" sourcetypeid="62" sourcetypename="Combination
Long-haul Truck"/>
                <onroadvehicleselection fueltypeid="2" fueltypedesc="Diesel Fuel" sourcetypeid="61" sourcetypename="Combination
Short-haul Truck"/>
                <onroadvehicleselection fueltypeid="2" fueltypedesc="Diesel Fuel" sourcetypeid="41" sourcetypename="Intercity Bus"/>
                <onroadvehicleselection fueltypeid="2" fueltypedesc="Diesel Fuel" sourcetypeid="32" sourcetypename="Light Commercial
Truck"/>
                <onroadvehicleselection fueltypeid="2" fueltypedesc="Diesel Fuel" sourcetypeid="54" sourcetypename="Motor Home"/>
                <onroadvehicleselection fueltypeid="2" fueltypedesc="Diesel Fuel" sourcetypeid="21" sourcetypename="Passenger Car"/>
                <onroadvehicleselection fueltypeid="2" fueltypedesc="Diesel Fuel" sourcetypeid="31" sourcetypename="Passenger
Truck"/>
                <onroadvehicleselection fueltypeid="2" fueltypedesc="Diesel Fuel" sourcetypeid="51" sourcetypename="Refuse Truck"/>
                <onroadvehicleselection fueltypeid="2" fueltypedesc="Diesel Fuel" sourcetypeid="43" sourcetypename="School Bus"/>
                <onroadvehicleselection fueltypeid="2" fueltypedesc="Diesel Fuel" sourcetypeid="53" sourcetypename="Single Unit
Long-haul Truck"/>
                <onroadvehicleselection fueltypeid="2" fueltypedesc="Diesel Fuel" sourcetypeid="52" sourcetypename="Single Unit
Short-haul Truck"/>
                <onroadvehicleselection fueltypeid="2" fueltypedesc="Diesel Fuel" sourcetypeid="42" sourcetypename="Transit Bus"/>
                <onroadvehicleselection fueltypeid="9" fueltypedesc="Electricity" sourcetypeid="32" sourcetypename="Light Commercial
Truck"/>
                <onroadvehicleselection fueltypeid="9" fueltypedesc="Electricity" sourcetypeid="21" sourcetypename="Passenger Car"/>
                <onroadvehicleselection fueltypeid="9" fueltypedesc="Electricity" sourcetypeid="31" sourcetypename="Passenger
Truck"/>
                <onroadvehicleselection fueltypeid="5" fueltypedesc="Ethanol (E-85)" sourcetypeid="32" sourcetypename="Light
Commercial Truck"/>
                <onroadvehicleselection fueltypeid="5" fueltypedesc="Ethanol (E-85)" sourcetypeid="21" sourcetypename="Passenger
```

```
Car"/>
                <onroadvehicleselection fueltypeid="5" fueltypedesc="Ethanol (E-85)" sourcetypeid="31" sourcetypename="Passenger
Truck"/>
                <onroadvehicleselection fueltypeid="1" fueltypedesc="Gasoline" sourcetypeid="61" sourcetypename="Combination
Short-haul Truck"/>
                <onroadvehicleselection fueltypeid="1" fueltypedesc="Gasoline" sourcetypeid="32" sourcetypename="Light Commercial
Truck"/>
                <onroadvehicleselection fueltypeid="1" fueltypedesc="Gasoline" sourcetypeid="54" sourcetypename="Motor Home"/>
                <onroadvehicleselection fueltypeid="1" fueltypedesc="Gasoline" sourcetypeid="11" sourcetypename="Motorcycle"/>
                <onroadvehicleselection fueltypeid="1" fueltypedesc="Gasoline" sourcetypeid="21" sourcetypename="Passenger Car"/>
                <onroadvehicleselection fueltypeid="1" fueltypedesc="Gasoline" sourcetypeid="31" sourcetypename="Passenger Truck"/>
                <onroadvehicleselection fueltypeid="1" fueltypedesc="Gasoline" sourcetypeid="51" sourcetypename="Refuse Truck"/>
                <onroadvehicleselection fueltypeid="1" fueltypedesc="Gasoline" sourcetypeid="43" sourcetypename="School Bus"/>
                <onroadvehicleselection fueltypeid="1" fueltypedesc="Gasoline" sourcetypeid="53" sourcetypename="Single Unit
Long-haul Truck"/>
                <onroadvehicleselection fueltypeid="1" fueltypedesc="Gasoline" sourcetypeid="52" sourcetypename="Single Unit
Short-haul Truck"/>
                <onroadvehicleselection fueltypeid="1" fueltypedesc="Gasoline" sourcetypeid="42" sourcetypename="Transit Bus"/>
        </onroadvehicleselections>
        <offroadvehicleselections>
        </offroadvehicleselections>
        <offroadvehiclesccs>
        </offroadvehiclesccs>
        <roadtypes separateramps="false">
                <roadtype roadtypeid="4" roadtypename="Urban Restricted Access" modelCombination="M1"/>
                <roadtype roadtypeid="5" roadtypename="Urban Unrestricted Access" modelCombination="M1"/>
        </roadtypes>
        <pollutantprocessassociations>
                <pollutantprocessassociation pollutantkey="2" pollutantname="Carbon Monoxide (CO)" processkey="1"
processname="Running Exhaust"/>
                <pollutantprocessassociation pollutantkey="2" pollutantname="Carbon Monoxide (CO)" processkey="15"
processname="Crankcase Running Exhaust"/>
        </pollutantprocessassociations>
        <databaseselections>
        </databaseselections>
        <internalcontrolstrategies>
<internalcontrolstrategy
classname="gov.epa.otaq.moves.master.implementation.ghg.internalcontrolstrategies.rateofprogress.RateOfProgressStrategy"><![CDATA[
useParameters   No

]]></internalcontrolstrategy>
        </internalcontrolstrategies>
        <inputdatabase servername="" databasename="" description=""/>
        <uncertaintyparameters uncertaintymodeenabled="false" numberofrunspersimulation="0" numberofsimulations="0"/>
        <geographicoutputdetail description="LINK"/>
        <outputemissionsbreakdownselection>
                <modelyear selected="false"/>
```

```
                <fueltype selected="false"/>
                <fuelsubtype selected="false"/>
                <emissionprocess selected="true"/>
                <onroadoffroad selected="true"/>
                <roadtype selected="false"/>
                <sourceusetype selected="false"/>
                <movesvehicletype selected="false"/>
                <onroadscc selected="false"/>
                <estimateuncertainty selected="false" numberOfIterations="2" keepSampledData="false" keepIterations="false"/>
                <sector selected="false"/>
                <engtechid selected="false"/>
                <hpclass selected="false"/>
                <regclassid selected="false"/>
        </outputemissionsbreakdownselection>
        <outputdatabase servername="" databasename="f0316_27thAve_co_2040_B_pm_out" description=""/>
        <outputtimestep value="Hour"/>
        <outputvmtdata value="true"/>
        <outputsho value="false"/>
        <outputsh value="false"/>
        <outputshp value="false"/>
        <outputshidling value="false"/>
        <outputstarts value="false"/>
        <outputpopulation value="true"/>
        <scaleinputdatabase servername="localhost" databasename="f0316_27thAve_co_2040_B_pm_in" description=""/>
        <pmsize value="0"/>
        <outputfactors>
                <timefactors selected="true" units="Hours"/>
                <distancefactors selected="true" units="Miles"/>
                <massfactors selected="true" units="Grams" energyunits="Joules"/>
        </outputfactors>
        <savedata>

        </savedata>

        <donotexecute>

        </donotexecute>

        <generatordatabase shouldsave="false" servername="" databasename="" description=""/>
                <donotperformfinalaggregation selected="false"/>
        <lookuptableflags scenarioid="" truncateoutput="true" truncateactivity="true" truncatebaserates="true"/>
</runspec>
```

```
<runspec version="MOVES2014b-20210112">
        <description><![CDATA[F0316 CO 2040 No Build AM Emission Rates_ 27th Ave TI]]></description>
        <models>
                <model value="ONROAD"/>
        </models>
        <modelscale value="Inv"/>
        <modeldomain value="PROJECT"/>
        <geographicselections>
                <geographicselection type="COUNTY" key="4013" description="ARIZONA - Maricopa County"/>
        </geographicselections>
        <timespan>
                <year key="2040"/>
                <month id="1"/>
                <day id="5"/>
                <beginhour id="8"/>
                <endhour id="8"/>
                <aggregateBy key="Hour"/>
        </timespan>
        <onroadvehicleselections>
                <onroadvehicleselection fueltypeid="3" fueltypedesc="Compressed Natural Gas (CNG)" sourcetypeid="42"
sourcetypename="Transit Bus"/>
                <onroadvehicleselection fueltypeid="2" fueltypedesc="Diesel Fuel" sourcetypeid="62" sourcetypename="Combination
Long-haul Truck"/>
                <onroadvehicleselection fueltypeid="2" fueltypedesc="Diesel Fuel" sourcetypeid="61" sourcetypename="Combination
Short-haul Truck"/>
                <onroadvehicleselection fueltypeid="2" fueltypedesc="Diesel Fuel" sourcetypeid="41" sourcetypename="Intercity Bus"/>
                <onroadvehicleselection fueltypeid="2" fueltypedesc="Diesel Fuel" sourcetypeid="32" sourcetypename="Light Commercial
Truck"/>
                <onroadvehicleselection fueltypeid="2" fueltypedesc="Diesel Fuel" sourcetypeid="54" sourcetypename="Motor Home"/>
                <onroadvehicleselection fueltypeid="2" fueltypedesc="Diesel Fuel" sourcetypeid="21" sourcetypename="Passenger Car"/>
                <onroadvehicleselection fueltypeid="2" fueltypedesc="Diesel Fuel" sourcetypeid="31" sourcetypename="Passenger
Truck"/>
                <onroadvehicleselection fueltypeid="2" fueltypedesc="Diesel Fuel" sourcetypeid="51" sourcetypename="Refuse Truck"/>
                <onroadvehicleselection fueltypeid="2" fueltypedesc="Diesel Fuel" sourcetypeid="43" sourcetypename="School Bus"/>
                <onroadvehicleselection fueltypeid="2" fueltypedesc="Diesel Fuel" sourcetypeid="53" sourcetypename="Single Unit
Long-haul Truck"/>
                <onroadvehicleselection fueltypeid="2" fueltypedesc="Diesel Fuel" sourcetypeid="52" sourcetypename="Single Unit
Short-haul Truck"/>
                <onroadvehicleselection fueltypeid="2" fueltypedesc="Diesel Fuel" sourcetypeid="42" sourcetypename="Transit Bus"/>
                <onroadvehicleselection fueltypeid="9" fueltypedesc="Electricity" sourcetypeid="32" sourcetypename="Light Commercial
Truck"/>
                <onroadvehicleselection fueltypeid="9" fueltypedesc="Electricity" sourcetypeid="21" sourcetypename="Passenger Car"/>
                <onroadvehicleselection fueltypeid="9" fueltypedesc="Electricity" sourcetypeid="31" sourcetypename="Passenger
Truck"/>
                <onroadvehicleselection fueltypeid="5" fueltypedesc="Ethanol (E-85)" sourcetypeid="32" sourcetypename="Light
Commercial Truck"/>
                <onroadvehicleselection fueltypeid="5" fueltypedesc="Ethanol (E-85)" sourcetypeid="21" sourcetypename="Passenger
```

```
Car"/>
                <onroadvehicleselection fueltypeid="5" fueltypedesc="Ethanol (E-85)" sourcetypeid="31" sourcetypename="Passenger
Truck"/>
                <onroadvehicleselection fueltypeid="1" fueltypedesc="Gasoline" sourcetypeid="61" sourcetypename="Combination
Short-haul Truck"/>
                <onroadvehicleselection fueltypeid="1" fueltypedesc="Gasoline" sourcetypeid="32" sourcetypename="Light Commercial
Truck"/>
                <onroadvehicleselection fueltypeid="1" fueltypedesc="Gasoline" sourcetypeid="54" sourcetypename="Motor Home"/>
                <onroadvehicleselection fueltypeid="1" fueltypedesc="Gasoline" sourcetypeid="11" sourcetypename="Motorcycle"/>
                <onroadvehicleselection fueltypeid="1" fueltypedesc="Gasoline" sourcetypeid="21" sourcetypename="Passenger Car"/>
                <onroadvehicleselection fueltypeid="1" fueltypedesc="Gasoline" sourcetypeid="31" sourcetypename="Passenger Truck"/>
                <onroadvehicleselection fueltypeid="1" fueltypedesc="Gasoline" sourcetypeid="51" sourcetypename="Refuse Truck"/>
                <onroadvehicleselection fueltypeid="1" fueltypedesc="Gasoline" sourcetypeid="43" sourcetypename="School Bus"/>
                <onroadvehicleselection fueltypeid="1" fueltypedesc="Gasoline" sourcetypeid="53" sourcetypename="Single Unit
Long-haul Truck"/>
                <onroadvehicleselection fueltypeid="1" fueltypedesc="Gasoline" sourcetypeid="52" sourcetypename="Single Unit
Short-haul Truck"/>
                <onroadvehicleselection fueltypeid="1" fueltypedesc="Gasoline" sourcetypeid="42" sourcetypename="Transit Bus"/>
        </onroadvehicleselections>
        <offroadvehicleselections>
        </offroadvehicleselections>
        <offroadvehiclesccs>
        </offroadvehiclesccs>
        <roadtypes separateramps="false">
                <roadtype roadtypeid="4" roadtypename="Urban Restricted Access" modelCombination="M1"/>
                <roadtype roadtypeid="5" roadtypename="Urban Unrestricted Access" modelCombination="M1"/>
        </roadtypes>
        <pollutantprocessassociations>
                <pollutantprocessassociation pollutantkey="2" pollutantname="Carbon Monoxide (CO)" processkey="1"
processname="Running Exhaust"/>
                <pollutantprocessassociation pollutantkey="2" pollutantname="Carbon Monoxide (CO)" processkey="15"
processname="Crankcase Running Exhaust"/>
        </pollutantprocessassociations>
        <databaseselections>
        </databaseselections>
        <internalcontrolstrategies>
<internalcontrolstrategy
classname="gov.epa.otaq.moves.master.implementation.ghg.internalcontrolstrategies.rateofprogress.RateOfProgressStrategy"><![CDATA[
useParameters   No

]]></internalcontrolstrategy>
        </internalcontrolstrategies>
        <inputdatabase servername="" databasename="" description=""/>
        <uncertaintyparameters uncertaintymodeenabled="false" numberofrunspersimulation="0" numberofsimulations="0"/>
        <geographicoutputdetail description="LINK"/>
        <outputemissionsbreakdownselection>
                <modelyear selected="false"/>
```

```
                <fueltype selected="false"/>
                <fuelsubtype selected="false"/>
                <emissionprocess selected="true"/>
                <onroadoffroad selected="true"/>
                <roadtype selected="false"/>
                <sourceusetype selected="false"/>
                <movesvehicletype selected="false"/>
                <onroadscc selected="false"/>
                <estimateuncertainty selected="false" numberOfIterations="2" keepSampledData="false" keepIterations="false"/>
                <sector selected="false"/>
                <engtechid selected="false"/>
                <hpclass selected="false"/>
                <regclassid selected="false"/>
        </outputemissionsbreakdownselection>
        <outputdatabase servername="" databasename="f0316_27thAve_co_2040_NB_am_out" description=""/>
        <outputtimestep value="Hour"/>
        <outputvmtdata value="true"/>
        <outputsho value="false"/>
        <outputsh value="false"/>
        <outputshp value="false"/>
        <outputshidling value="false"/>
        <outputstarts value="false"/>
        <outputpopulation value="true"/>
        <scaleinputdatabase servername="localhost" databasename="f0316_27thAve_co_2040_NB_am_in" description=""/>
        <pmsize value="0"/>
        <outputfactors>
                <timefactors selected="true" units="Hours"/>
                <distancefactors selected="true" units="Miles"/>
                <massfactors selected="true" units="Grams" energyunits="Joules"/>
        </outputfactors>
        <savedata>

        </savedata>

        <donotexecute>

        </donotexecute>

        <generatordatabase shouldsave="false" servername="" databasename="" description=""/>
                <donotperformfinalaggregation selected="false"/>
        <lookuptableflags scenarioid="" truncateoutput="true" truncateactivity="true" truncatebaserates="true"/>
</runspec>
```

```
<runspec version="MOVES2014b-20210112">
        <description><![CDATA[F0316 CO 2040 No Build PM Emission Rates_ 27th Ave TI]]></description>
        <models>
                <model value="ONROAD"/>
        </models>
        <modelscale value="Inv"/>
        <modeldomain value="PROJECT"/>
        <geographicselections>
                <geographicselection type="COUNTY" key="4013" description="ARIZONA - Maricopa County"/>
        </geographicselections>
        <timespan>
                <year key="2040"/>
                <month id="1"/>
                <day id="5"/>
                <beginhour id="18"/>
                <endhour id="18"/>
                <aggregateBy key="Hour"/>
        </timespan>
        <onroadvehicleselections>
                <onroadvehicleselection fueltypeid="3" fueltypedesc="Compressed Natural Gas (CNG)" sourcetypeid="42"
sourcetypename="Transit Bus"/>
                <onroadvehicleselection fueltypeid="2" fueltypedesc="Diesel Fuel" sourcetypeid="62" sourcetypename="Combination
Long-haul Truck"/>
                <onroadvehicleselection fueltypeid="2" fueltypedesc="Diesel Fuel" sourcetypeid="61" sourcetypename="Combination
Short-haul Truck"/>
                <onroadvehicleselection fueltypeid="2" fueltypedesc="Diesel Fuel" sourcetypeid="41" sourcetypename="Intercity Bus"/>
                <onroadvehicleselection fueltypeid="2" fueltypedesc="Diesel Fuel" sourcetypeid="32" sourcetypename="Light Commercial
Truck"/>
                <onroadvehicleselection fueltypeid="2" fueltypedesc="Diesel Fuel" sourcetypeid="54" sourcetypename="Motor Home"/>
                <onroadvehicleselection fueltypeid="2" fueltypedesc="Diesel Fuel" sourcetypeid="21" sourcetypename="Passenger Car"/>
                <onroadvehicleselection fueltypeid="2" fueltypedesc="Diesel Fuel" sourcetypeid="31" sourcetypename="Passenger
Truck"/>
                <onroadvehicleselection fueltypeid="2" fueltypedesc="Diesel Fuel" sourcetypeid="51" sourcetypename="Refuse Truck"/>
                <onroadvehicleselection fueltypeid="2" fueltypedesc="Diesel Fuel" sourcetypeid="43" sourcetypename="School Bus"/>
                <onroadvehicleselection fueltypeid="2" fueltypedesc="Diesel Fuel" sourcetypeid="53" sourcetypename="Single Unit
Long-haul Truck"/>
                <onroadvehicleselection fueltypeid="2" fueltypedesc="Diesel Fuel" sourcetypeid="52" sourcetypename="Single Unit
Short-haul Truck"/>
                <onroadvehicleselection fueltypeid="2" fueltypedesc="Diesel Fuel" sourcetypeid="42" sourcetypename="Transit Bus"/>
                <onroadvehicleselection fueltypeid="9" fueltypedesc="Electricity" sourcetypeid="32" sourcetypename="Light Commercial
Truck"/>
                <onroadvehicleselection fueltypeid="9" fueltypedesc="Electricity" sourcetypeid="21" sourcetypename="Passenger Car"/>
                <onroadvehicleselection fueltypeid="9" fueltypedesc="Electricity" sourcetypeid="31" sourcetypename="Passenger
Truck"/>
                <onroadvehicleselection fueltypeid="5" fueltypedesc="Ethanol (E-85)" sourcetypeid="32" sourcetypename="Light
Commercial Truck"/>
                <onroadvehicleselection fueltypeid="5" fueltypedesc="Ethanol (E-85)" sourcetypeid="21" sourcetypename="Passenger
```

```
Car"/>
                <onroadvehicleselection fueltypeid="5" fueltypedesc="Ethanol (E-85)" sourcetypeid="31" sourcetypename="Passenger
Truck"/>
                <onroadvehicleselection fueltypeid="1" fueltypedesc="Gasoline" sourcetypeid="61" sourcetypename="Combination
Short-haul Truck"/>
                <onroadvehicleselection fueltypeid="1" fueltypedesc="Gasoline" sourcetypeid="32" sourcetypename="Light Commercial
Truck"/>
                <onroadvehicleselection fueltypeid="1" fueltypedesc="Gasoline" sourcetypeid="54" sourcetypename="Motor Home"/>
                <onroadvehicleselection fueltypeid="1" fueltypedesc="Gasoline" sourcetypeid="11" sourcetypename="Motorcycle"/>
                <onroadvehicleselection fueltypeid="1" fueltypedesc="Gasoline" sourcetypeid="21" sourcetypename="Passenger Car"/>
                <onroadvehicleselection fueltypeid="1" fueltypedesc="Gasoline" sourcetypeid="31" sourcetypename="Passenger Truck"/>
                <onroadvehicleselection fueltypeid="1" fueltypedesc="Gasoline" sourcetypeid="51" sourcetypename="Refuse Truck"/>
                <onroadvehicleselection fueltypeid="1" fueltypedesc="Gasoline" sourcetypeid="43" sourcetypename="School Bus"/>
                <onroadvehicleselection fueltypeid="1" fueltypedesc="Gasoline" sourcetypeid="53" sourcetypename="Single Unit
Long-haul Truck"/>
                <onroadvehicleselection fueltypeid="1" fueltypedesc="Gasoline" sourcetypeid="52" sourcetypename="Single Unit
Short-haul Truck"/>
                <onroadvehicleselection fueltypeid="1" fueltypedesc="Gasoline" sourcetypeid="42" sourcetypename="Transit Bus"/>
        </onroadvehicleselections>
        <offroadvehicleselections>
        </offroadvehicleselections>
        <offroadvehiclesccs>
        </offroadvehiclesccs>
        <roadtypes separateramps="false">
                <roadtype roadtypeid="4" roadtypename="Urban Restricted Access" modelCombination="M1"/>
                <roadtype roadtypeid="5" roadtypename="Urban Unrestricted Access" modelCombination="M1"/>
        </roadtypes>
        <pollutantprocessassociations>
                <pollutantprocessassociation pollutantkey="2" pollutantname="Carbon Monoxide (CO)" processkey="1"
processname="Running Exhaust"/>
                <pollutantprocessassociation pollutantkey="2" pollutantname="Carbon Monoxide (CO)" processkey="15"
processname="Crankcase Running Exhaust"/>
        </pollutantprocessassociations>
        <databaseselections>
        </databaseselections>
        <internalcontrolstrategies>
<internalcontrolstrategy
classname="gov.epa.otaq.moves.master.implementation.ghg.internalcontrolstrategies.rateofprogress.RateOfProgressStrategy"><![CDATA[
useParameters   No

]]></internalcontrolstrategy>
        </internalcontrolstrategies>
        <inputdatabase servername="" databasename="" description=""/>
        <uncertaintyparameters uncertaintymodeenabled="false" numberofrunspersimulation="0" numberofsimulations="0"/>
        <geographicoutputdetail description="LINK"/>
        <outputemissionsbreakdownselection>
                <modelyear selected="false"/>
```

```
                <fueltype selected="false"/>
                <fuelsubtype selected="false"/>
                <emissionprocess selected="true"/>
                <onroadoffroad selected="true"/>
                <roadtype selected="false"/>
                <sourceusetype selected="false"/>
                <movesvehicletype selected="false"/>
                <onroadscc selected="false"/>
                <estimateuncertainty selected="false" numberOfIterations="2" keepSampledData="false" keepIterations="false"/>
                <sector selected="false"/>
                <engtechid selected="false"/>
                <hpclass selected="false"/>
                <regclassid selected="false"/>
        </outputemissionsbreakdownselection>
        <outputdatabase servername="" databasename="f0316_27thAve_co_2040_NB_pm_out" description=""/>
        <outputtimestep value="Hour"/>
        <outputvmtdata value="true"/>
        <outputsho value="false"/>
        <outputsh value="false"/>
        <outputshp value="false"/>
        <outputshidling value="false"/>
        <outputstarts value="false"/>
        <outputpopulation value="true"/>
        <scaleinputdatabase servername="localhost" databasename="f0316_27thAve_co_2040_NB_pm_in" description=""/>
        <pmsize value="0"/>
        <outputfactors>
                <timefactors selected="true" units="Hours"/>
                <distancefactors selected="true" units="Miles"/>
                <massfactors selected="true" units="Grams" energyunits="Joules"/>
        </outputfactors>
        <savedata>

        </savedata>

        <donotexecute>

        </donotexecute>

        <generatordatabase shouldsave="false" servername="" databasename="" description=""/>
                <donotperformfinalaggregation selected="false"/>
        <lookuptableflags scenarioid="" truncateoutput="true" truncateactivity="true" truncatebaserates="true"/>
</runspec>
```

```
<runspec version="MOVES2014b-20210112">
        <description><![CDATA[F0316 CO 2020 AM Emission Rates]]></description>
        <models>
                <model value="ONROAD"/>
        </models>
        <modelscale value="Inv"/>
        <modeldomain value="PROJECT"/>
        <geographicselections>
                <geographicselection type="COUNTY" key="4013" description="ARIZONA - Maricopa County"/>
        </geographicselections>
        <timespan>
                <year key="2020"/>
                <month id="1"/>
                <day id="5"/>
                <beginhour id="8"/>
                <endhour id="8"/>
                <aggregateBy key="Hour"/>
        </timespan>
        <onroadvehicleselections>
                <onroadvehicleselection fueltypeid="3" fueltypedesc="Compressed Natural Gas (CNG)" sourcetypeid="42"
sourcetypename="Transit Bus"/>
                <onroadvehicleselection fueltypeid="2" fueltypedesc="Diesel Fuel" sourcetypeid="62" sourcetypename="Combination
Long-haul Truck"/>
                <onroadvehicleselection fueltypeid="2" fueltypedesc="Diesel Fuel" sourcetypeid="61" sourcetypename="Combination
Short-haul Truck"/>
                <onroadvehicleselection fueltypeid="2" fueltypedesc="Diesel Fuel" sourcetypeid="41" sourcetypename="Intercity Bus"/>
                <onroadvehicleselection fueltypeid="2" fueltypedesc="Diesel Fuel" sourcetypeid="32" sourcetypename="Light Commercial
Truck"/>
                <onroadvehicleselection fueltypeid="2" fueltypedesc="Diesel Fuel" sourcetypeid="54" sourcetypename="Motor Home"/>
                <onroadvehicleselection fueltypeid="2" fueltypedesc="Diesel Fuel" sourcetypeid="21" sourcetypename="Passenger Car"/>
                <onroadvehicleselection fueltypeid="2" fueltypedesc="Diesel Fuel" sourcetypeid="31" sourcetypename="Passenger
Truck"/>
                <onroadvehicleselection fueltypeid="2" fueltypedesc="Diesel Fuel" sourcetypeid="51" sourcetypename="Refuse Truck"/>
                <onroadvehicleselection fueltypeid="2" fueltypedesc="Diesel Fuel" sourcetypeid="43" sourcetypename="School Bus"/>
                <onroadvehicleselection fueltypeid="2" fueltypedesc="Diesel Fuel" sourcetypeid="53" sourcetypename="Single Unit
Long-haul Truck"/>
                <onroadvehicleselection fueltypeid="2" fueltypedesc="Diesel Fuel" sourcetypeid="52" sourcetypename="Single Unit
Short-haul Truck"/>
                <onroadvehicleselection fueltypeid="2" fueltypedesc="Diesel Fuel" sourcetypeid="42" sourcetypename="Transit Bus"/>
                <onroadvehicleselection fueltypeid="9" fueltypedesc="Electricity" sourcetypeid="32" sourcetypename="Light Commercial
Truck"/>
                <onroadvehicleselection fueltypeid="9" fueltypedesc="Electricity" sourcetypeid="21" sourcetypename="Passenger Car"/>
                <onroadvehicleselection fueltypeid="9" fueltypedesc="Electricity" sourcetypeid="31" sourcetypename="Passenger
Truck"/>
                <onroadvehicleselection fueltypeid="5" fueltypedesc="Ethanol (E-85)" sourcetypeid="32" sourcetypename="Light
Commercial Truck"/>
                <onroadvehicleselection fueltypeid="5" fueltypedesc="Ethanol (E-85)" sourcetypeid="21" sourcetypename="Passenger
```

```
Car"/>
                <onroadvehicleselection fueltypeid="5" fueltypedesc="Ethanol (E-85)" sourcetypeid="31" sourcetypename="Passenger
Truck"/>
                <onroadvehicleselection fueltypeid="1" fueltypedesc="Gasoline" sourcetypeid="61" sourcetypename="Combination
Short-haul Truck"/>
                <onroadvehicleselection fueltypeid="1" fueltypedesc="Gasoline" sourcetypeid="32" sourcetypename="Light Commercial
Truck"/>
                <onroadvehicleselection fueltypeid="1" fueltypedesc="Gasoline" sourcetypeid="54" sourcetypename="Motor Home"/>
                <onroadvehicleselection fueltypeid="1" fueltypedesc="Gasoline" sourcetypeid="11" sourcetypename="Motorcycle"/>
                <onroadvehicleselection fueltypeid="1" fueltypedesc="Gasoline" sourcetypeid="21" sourcetypename="Passenger Car"/>
                <onroadvehicleselection fueltypeid="1" fueltypedesc="Gasoline" sourcetypeid="31" sourcetypename="Passenger Truck"/>
                <onroadvehicleselection fueltypeid="1" fueltypedesc="Gasoline" sourcetypeid="51" sourcetypename="Refuse Truck"/>
                <onroadvehicleselection fueltypeid="1" fueltypedesc="Gasoline" sourcetypeid="43" sourcetypename="School Bus"/>
                <onroadvehicleselection fueltypeid="1" fueltypedesc="Gasoline" sourcetypeid="53" sourcetypename="Single Unit
Long-haul Truck"/>
                <onroadvehicleselection fueltypeid="1" fueltypedesc="Gasoline" sourcetypeid="52" sourcetypename="Single Unit
Short-haul Truck"/>
                <onroadvehicleselection fueltypeid="1" fueltypedesc="Gasoline" sourcetypeid="42" sourcetypename="Transit Bus"/>
        </onroadvehicleselections>
        <offroadvehicleselections>
        </offroadvehicleselections>
        <offroadvehiclesccs>
        </offroadvehiclesccs>
        <roadtypes separateramps="false">
                <roadtype roadtypeid="4" roadtypename="Urban Restricted Access" modelCombination="M1"/>
                <roadtype roadtypeid="5" roadtypename="Urban Unrestricted Access" modelCombination="M1"/>
        </roadtypes>
        <pollutantprocessassociations>
                <pollutantprocessassociation pollutantkey="2" pollutantname="Carbon Monoxide (CO)" processkey="1"
processname="Running Exhaust"/>
                <pollutantprocessassociation pollutantkey="2" pollutantname="Carbon Monoxide (CO)" processkey="15"
processname="Crankcase Running Exhaust"/>
        </pollutantprocessassociations>
        <databaseselections>
        </databaseselections>
        <internalcontrolstrategies>
<internalcontrolstrategy
classname="gov.epa.otaq.moves.master.implementation.ghg.internalcontrolstrategies.rateofprogress.RateOfProgressStrategy"><![CDATA[
useParameters   No

]]></internalcontrolstrategy>
        </internalcontrolstrategies>
        <inputdatabase servername="" databasename="" description=""/>
        <uncertaintyparameters uncertaintymodeenabled="false" numberofrunspersimulation="0" numberofsimulations="0"/>
        <geographicoutputdetail description="LINK"/>
        <outputemissionsbreakdownselection>
                <modelyear selected="false"/>
```

```
                <fueltype selected="false"/>
                <fuelsubtype selected="false"/>
                <emissionprocess selected="true"/>
                <onroadoffroad selected="true"/>
                <roadtype selected="false"/>
                <sourceusetype selected="false"/>
                <movesvehicletype selected="false"/>
                <onroadscc selected="false"/>
                <estimateuncertainty selected="false" numberOfIterations="2" keepSampledData="false" keepIterations="false"/>
                <sector selected="false"/>
                <engtechid selected="false"/>
                <hpclass selected="false"/>
                <regclassid selected="false"/>
        </outputemissionsbreakdownselection>
        <outputdatabase servername="" databasename="f0316_67thAve_co_2020_am_out" description=""/>
        <outputtimestep value="Hour"/>
        <outputvmtdata value="true"/>
        <outputsho value="false"/>
        <outputsh value="false"/>
        <outputshp value="false"/>
        <outputshidling value="false"/>
        <outputstarts value="false"/>
        <outputpopulation value="true"/>
        <scaleinputdatabase servername="localhost" databasename="f0316_67thAve_co_2020_am_in" description=""/>
        <pmsize value="0"/>
        <outputfactors>
                <timefactors selected="true" units="Hours"/>
                <distancefactors selected="true" units="Miles"/>
                <massfactors selected="true" units="Grams" energyunits="Joules"/>
        </outputfactors>
        <savedata>

        </savedata>

        <donotexecute>

        </donotexecute>

        <generatordatabase shouldsave="false" servername="" databasename="" description=""/>
                <donotperformfinalaggregation selected="false"/>
        <lookuptableflags scenarioid="" truncateoutput="true" truncateactivity="true" truncatebaserates="true"/>
</runspec>
```

```
<runspec version="MOVES2014b-20210112">
        <description><![CDATA[F0316 CO 2020 PM Emission Rates]]></description>
        <models>
                <model value="ONROAD"/>
        </models>
        <modelscale value="Inv"/>
        <modeldomain value="PROJECT"/>
        <geographicselections>
                <geographicselection type="COUNTY" key="4013" description="ARIZONA - Maricopa County"/>
        </geographicselections>
        <timespan>
                <year key="2020"/>
                <month id="1"/>
                <day id="5"/>
                <beginhour id="18"/>
                <endhour id="18"/>
                <aggregateBy key="Hour"/>
        </timespan>
        <onroadvehicleselections>
                <onroadvehicleselection fueltypeid="3" fueltypedesc="Compressed Natural Gas (CNG)" sourcetypeid="42"
sourcetypename="Transit Bus"/>
                <onroadvehicleselection fueltypeid="2" fueltypedesc="Diesel Fuel" sourcetypeid="62" sourcetypename="Combination
Long-haul Truck"/>
                <onroadvehicleselection fueltypeid="2" fueltypedesc="Diesel Fuel" sourcetypeid="61" sourcetypename="Combination
Short-haul Truck"/>
                <onroadvehicleselection fueltypeid="2" fueltypedesc="Diesel Fuel" sourcetypeid="41" sourcetypename="Intercity Bus"/>
                <onroadvehicleselection fueltypeid="2" fueltypedesc="Diesel Fuel" sourcetypeid="32" sourcetypename="Light Commercial
Truck"/>
                <onroadvehicleselection fueltypeid="2" fueltypedesc="Diesel Fuel" sourcetypeid="54" sourcetypename="Motor Home"/>
                <onroadvehicleselection fueltypeid="2" fueltypedesc="Diesel Fuel" sourcetypeid="21" sourcetypename="Passenger Car"/>
                <onroadvehicleselection fueltypeid="2" fueltypedesc="Diesel Fuel" sourcetypeid="31" sourcetypename="Passenger
Truck"/>
                <onroadvehicleselection fueltypeid="2" fueltypedesc="Diesel Fuel" sourcetypeid="51" sourcetypename="Refuse Truck"/>
                <onroadvehicleselection fueltypeid="2" fueltypedesc="Diesel Fuel" sourcetypeid="43" sourcetypename="School Bus"/>
                <onroadvehicleselection fueltypeid="2" fueltypedesc="Diesel Fuel" sourcetypeid="53" sourcetypename="Single Unit
Long-haul Truck"/>
                <onroadvehicleselection fueltypeid="2" fueltypedesc="Diesel Fuel" sourcetypeid="52" sourcetypename="Single Unit
Short-haul Truck"/>
                <onroadvehicleselection fueltypeid="2" fueltypedesc="Diesel Fuel" sourcetypeid="42" sourcetypename="Transit Bus"/>
                <onroadvehicleselection fueltypeid="9" fueltypedesc="Electricity" sourcetypeid="32" sourcetypename="Light Commercial
Truck"/>
                <onroadvehicleselection fueltypeid="9" fueltypedesc="Electricity" sourcetypeid="21" sourcetypename="Passenger Car"/>
                <onroadvehicleselection fueltypeid="9" fueltypedesc="Electricity" sourcetypeid="31" sourcetypename="Passenger
Truck"/>
                <onroadvehicleselection fueltypeid="5" fueltypedesc="Ethanol (E-85)" sourcetypeid="32" sourcetypename="Light
Commercial Truck"/>
                <onroadvehicleselection fueltypeid="5" fueltypedesc="Ethanol (E-85)" sourcetypeid="21" sourcetypename="Passenger
```

```
Car"/>
                <onroadvehicleselection fueltypeid="5" fueltypedesc="Ethanol (E-85)" sourcetypeid="31" sourcetypename="Passenger
Truck"/>
                <onroadvehicleselection fueltypeid="1" fueltypedesc="Gasoline" sourcetypeid="61" sourcetypename="Combination
Short-haul Truck"/>
                <onroadvehicleselection fueltypeid="1" fueltypedesc="Gasoline" sourcetypeid="32" sourcetypename="Light Commercial
Truck"/>
                <onroadvehicleselection fueltypeid="1" fueltypedesc="Gasoline" sourcetypeid="54" sourcetypename="Motor Home"/>
                <onroadvehicleselection fueltypeid="1" fueltypedesc="Gasoline" sourcetypeid="11" sourcetypename="Motorcycle"/>
                <onroadvehicleselection fueltypeid="1" fueltypedesc="Gasoline" sourcetypeid="21" sourcetypename="Passenger Car"/>
                <onroadvehicleselection fueltypeid="1" fueltypedesc="Gasoline" sourcetypeid="31" sourcetypename="Passenger Truck"/>
                <onroadvehicleselection fueltypeid="1" fueltypedesc="Gasoline" sourcetypeid="51" sourcetypename="Refuse Truck"/>
                <onroadvehicleselection fueltypeid="1" fueltypedesc="Gasoline" sourcetypeid="43" sourcetypename="School Bus"/>
                <onroadvehicleselection fueltypeid="1" fueltypedesc="Gasoline" sourcetypeid="53" sourcetypename="Single Unit
Long-haul Truck"/>
                <onroadvehicleselection fueltypeid="1" fueltypedesc="Gasoline" sourcetypeid="52" sourcetypename="Single Unit
Short-haul Truck"/>
                <onroadvehicleselection fueltypeid="1" fueltypedesc="Gasoline" sourcetypeid="42" sourcetypename="Transit Bus"/>
        </onroadvehicleselections>
        <offroadvehicleselections>
        </offroadvehicleselections>
        <offroadvehiclesccs>
        </offroadvehiclesccs>
        <roadtypes separateramps="false">
                <roadtype roadtypeid="4" roadtypename="Urban Restricted Access" modelCombination="M1"/>
                <roadtype roadtypeid="5" roadtypename="Urban Unrestricted Access" modelCombination="M1"/>
        </roadtypes>
        <pollutantprocessassociations>
                <pollutantprocessassociation pollutantkey="2" pollutantname="Carbon Monoxide (CO)" processkey="1"
processname="Running Exhaust"/>
                <pollutantprocessassociation pollutantkey="2" pollutantname="Carbon Monoxide (CO)" processkey="15"
processname="Crankcase Running Exhaust"/>
        </pollutantprocessassociations>
        <databaseselections>
        </databaseselections>
        <internalcontrolstrategies>
<internalcontrolstrategy
classname="gov.epa.otaq.moves.master.implementation.ghg.internalcontrolstrategies.rateofprogress.RateOfProgressStrategy"><![CDATA[
useParameters   No

]]></internalcontrolstrategy>
        </internalcontrolstrategies>
        <inputdatabase servername="" databasename="" description=""/>
        <uncertaintyparameters uncertaintymodeenabled="false" numberofrunspersimulation="0" numberofsimulations="0"/>
        <geographicoutputdetail description="LINK"/>
        <outputemissionsbreakdownselection>
                <modelyear selected="false"/>
```

```
                <fueltype selected="false"/>
                <fuelsubtype selected="false"/>
                <emissionprocess selected="true"/>
                <onroadoffroad selected="true"/>
                <roadtype selected="false"/>
                <sourceusetype selected="false"/>
                <movesvehicletype selected="false"/>
                <onroadscc selected="false"/>
                <estimateuncertainty selected="false" numberOfIterations="2" keepSampledData="false" keepIterations="false"/>
                <sector selected="false"/>
                <engtechid selected="false"/>
                <hpclass selected="false"/>
                <regclassid selected="false"/>
        </outputemissionsbreakdownselection>
        <outputdatabase servername="" databasename="f0316_67thAve_co_2020_pm_out" description=""/>
        <outputtimestep value="Hour"/>
        <outputvmtdata value="true"/>
        <outputsho value="false"/>
        <outputsh value="false"/>
        <outputshp value="false"/>
        <outputshidling value="false"/>
        <outputstarts value="false"/>
        <outputpopulation value="true"/>
        <scaleinputdatabase servername="localhost" databasename="f0316_67thAve_co_2020_pm_in" description=""/>
        <pmsize value="0"/>
        <outputfactors>
                <timefactors selected="true" units="Hours"/>
                <distancefactors selected="true" units="Miles"/>
                <massfactors selected="true" units="Grams" energyunits="Joules"/>
        </outputfactors>
        <savedata>

        </savedata>

        <donotexecute>

        </donotexecute>

        <generatordatabase shouldsave="false" servername="" databasename="" description=""/>
                <donotperformfinalaggregation selected="false"/>
        <lookuptableflags scenarioid="" truncateoutput="true" truncateactivity="true" truncatebaserates="true"/>
</runspec>
```

```
<runspec version="MOVES2014b-20210112">
        <description><![CDATA[F0316 CO 2040 Build AM Emission Rates_ 67th Ave TI]]></description>
        <models>
                <model value="ONROAD"/>
        </models>
        <modelscale value="Inv"/>
        <modeldomain value="PROJECT"/>
        <geographicselections>
                <geographicselection type="COUNTY" key="4013" description="ARIZONA - Maricopa County"/>
        </geographicselections>
        <timespan>
                <year key="2040"/>
                <month id="1"/>
                <day id="5"/>
                <beginhour id="8"/>
                <endhour id="8"/>
                <aggregateBy key="Hour"/>
        </timespan>
        <onroadvehicleselections>
                <onroadvehicleselection fueltypeid="3" fueltypedesc="Compressed Natural Gas (CNG)" sourcetypeid="42"
sourcetypename="Transit Bus"/>
                <onroadvehicleselection fueltypeid="2" fueltypedesc="Diesel Fuel" sourcetypeid="62" sourcetypename="Combination
Long-haul Truck"/>
                <onroadvehicleselection fueltypeid="2" fueltypedesc="Diesel Fuel" sourcetypeid="61" sourcetypename="Combination
Short-haul Truck"/>
                <onroadvehicleselection fueltypeid="2" fueltypedesc="Diesel Fuel" sourcetypeid="41" sourcetypename="Intercity Bus"/>
                <onroadvehicleselection fueltypeid="2" fueltypedesc="Diesel Fuel" sourcetypeid="32" sourcetypename="Light Commercial
Truck"/>
                <onroadvehicleselection fueltypeid="2" fueltypedesc="Diesel Fuel" sourcetypeid="54" sourcetypename="Motor Home"/>
                <onroadvehicleselection fueltypeid="2" fueltypedesc="Diesel Fuel" sourcetypeid="21" sourcetypename="Passenger Car"/>
                <onroadvehicleselection fueltypeid="2" fueltypedesc="Diesel Fuel" sourcetypeid="31" sourcetypename="Passenger
Truck"/>
                <onroadvehicleselection fueltypeid="2" fueltypedesc="Diesel Fuel" sourcetypeid="51" sourcetypename="Refuse Truck"/>
                <onroadvehicleselection fueltypeid="2" fueltypedesc="Diesel Fuel" sourcetypeid="43" sourcetypename="School Bus"/>
                <onroadvehicleselection fueltypeid="2" fueltypedesc="Diesel Fuel" sourcetypeid="53" sourcetypename="Single Unit
Long-haul Truck"/>
                <onroadvehicleselection fueltypeid="2" fueltypedesc="Diesel Fuel" sourcetypeid="52" sourcetypename="Single Unit
Short-haul Truck"/>
                <onroadvehicleselection fueltypeid="2" fueltypedesc="Diesel Fuel" sourcetypeid="42" sourcetypename="Transit Bus"/>
                <onroadvehicleselection fueltypeid="9" fueltypedesc="Electricity" sourcetypeid="32" sourcetypename="Light Commercial
Truck"/>
                <onroadvehicleselection fueltypeid="9" fueltypedesc="Electricity" sourcetypeid="21" sourcetypename="Passenger Car"/>
                <onroadvehicleselection fueltypeid="9" fueltypedesc="Electricity" sourcetypeid="31" sourcetypename="Passenger
Truck"/>
                <onroadvehicleselection fueltypeid="5" fueltypedesc="Ethanol (E-85)" sourcetypeid="32" sourcetypename="Light
Commercial Truck"/>
                <onroadvehicleselection fueltypeid="5" fueltypedesc="Ethanol (E-85)" sourcetypeid="21" sourcetypename="Passenger
```

```
Car"/>
                <onroadvehicleselection fueltypeid="5" fueltypedesc="Ethanol (E-85)" sourcetypeid="31" sourcetypename="Passenger
Truck"/>
                <onroadvehicleselection fueltypeid="1" fueltypedesc="Gasoline" sourcetypeid="61" sourcetypename="Combination
Short-haul Truck"/>
                <onroadvehicleselection fueltypeid="1" fueltypedesc="Gasoline" sourcetypeid="32" sourcetypename="Light Commercial
Truck"/>
                <onroadvehicleselection fueltypeid="1" fueltypedesc="Gasoline" sourcetypeid="54" sourcetypename="Motor Home"/>
                <onroadvehicleselection fueltypeid="1" fueltypedesc="Gasoline" sourcetypeid="11" sourcetypename="Motorcycle"/>
                <onroadvehicleselection fueltypeid="1" fueltypedesc="Gasoline" sourcetypeid="21" sourcetypename="Passenger Car"/>
                <onroadvehicleselection fueltypeid="1" fueltypedesc="Gasoline" sourcetypeid="31" sourcetypename="Passenger Truck"/>
                <onroadvehicleselection fueltypeid="1" fueltypedesc="Gasoline" sourcetypeid="51" sourcetypename="Refuse Truck"/>
                <onroadvehicleselection fueltypeid="1" fueltypedesc="Gasoline" sourcetypeid="43" sourcetypename="School Bus"/>
                <onroadvehicleselection fueltypeid="1" fueltypedesc="Gasoline" sourcetypeid="53" sourcetypename="Single Unit
Long-haul Truck"/>
                <onroadvehicleselection fueltypeid="1" fueltypedesc="Gasoline" sourcetypeid="52" sourcetypename="Single Unit
Short-haul Truck"/>
                <onroadvehicleselection fueltypeid="1" fueltypedesc="Gasoline" sourcetypeid="42" sourcetypename="Transit Bus"/>
        </onroadvehicleselections>
        <offroadvehicleselections>
        </offroadvehicleselections>
        <offroadvehiclesccs>
        </offroadvehiclesccs>
        <roadtypes separateramps="false">
                <roadtype roadtypeid="4" roadtypename="Urban Restricted Access" modelCombination="M1"/>
                <roadtype roadtypeid="5" roadtypename="Urban Unrestricted Access" modelCombination="M1"/>
        </roadtypes>
        <pollutantprocessassociations>
                <pollutantprocessassociation pollutantkey="2" pollutantname="Carbon Monoxide (CO)" processkey="1"
processname="Running Exhaust"/>
                <pollutantprocessassociation pollutantkey="2" pollutantname="Carbon Monoxide (CO)" processkey="15"
processname="Crankcase Running Exhaust"/>
        </pollutantprocessassociations>
        <databaseselections>
        </databaseselections>
        <internalcontrolstrategies>
<internalcontrolstrategy
classname="gov.epa.otaq.moves.master.implementation.ghg.internalcontrolstrategies.rateofprogress.RateOfProgressStrategy"><![CDATA[
useParameters   No

]]></internalcontrolstrategy>
        </internalcontrolstrategies>
        <inputdatabase servername="" databasename="" description=""/>
        <uncertaintyparameters uncertaintymodeenabled="false" numberofrunspersimulation="0" numberofsimulations="0"/>
        <geographicoutputdetail description="LINK"/>
        <outputemissionsbreakdownselection>
                <modelyear selected="false"/>
```

```
                <fueltype selected="false"/>
                <fuelsubtype selected="false"/>
                <emissionprocess selected="true"/>
                <onroadoffroad selected="true"/>
                <roadtype selected="false"/>
                <sourceusetype selected="false"/>
                <movesvehicletype selected="false"/>
                <onroadscc selected="false"/>
                <estimateuncertainty selected="false" numberOfIterations="2" keepSampledData="false" keepIterations="false"/>
                <sector selected="false"/>
                <engtechid selected="false"/>
                <hpclass selected="false"/>
                <regclassid selected="false"/>
        </outputemissionsbreakdownselection>
        <outputdatabase servername="" databasename="f0316_67thAve_co_2040_B_am_out" description=""/>
        <outputtimestep value="Hour"/>
        <outputvmtdata value="true"/>
        <outputsho value="false"/>
        <outputsh value="false"/>
        <outputshp value="false"/>
        <outputshidling value="false"/>
        <outputstarts value="false"/>
        <outputpopulation value="true"/>
        <scaleinputdatabase servername="localhost" databasename="f0316_67thAve_co_2040_B_am_in" description=""/>
        <pmsize value="0"/>
        <outputfactors>
                <timefactors selected="true" units="Hours"/>
                <distancefactors selected="true" units="Miles"/>
                <massfactors selected="true" units="Grams" energyunits="Joules"/>
        </outputfactors>
        <savedata>

        </savedata>

        <donotexecute>

        </donotexecute>

        <generatordatabase shouldsave="false" servername="" databasename="" description=""/>
                <donotperformfinalaggregation selected="false"/>
        <lookuptableflags scenarioid="" truncateoutput="true" truncateactivity="true" truncatebaserates="true"/>
</runspec>
```

```
<runspec version="MOVES2014b-20210112">
        <description><![CDATA[F0316 CO 2040 Build PM Emission Rates_ 67th Ave TI]]></description>
        <models>
                <model value="ONROAD"/>
        </models>
        <modelscale value="Inv"/>
        <modeldomain value="PROJECT"/>
        <geographicselections>
                <geographicselection type="COUNTY" key="4013" description="ARIZONA - Maricopa County"/>
        </geographicselections>
        <timespan>
                <year key="2040"/>
                <month id="1"/>
                <day id="5"/>
                <beginhour id="18"/>
                <endhour id="18"/>
                <aggregateBy key="Hour"/>
        </timespan>
        <onroadvehicleselections>
                <onroadvehicleselection fueltypeid="3" fueltypedesc="Compressed Natural Gas (CNG)" sourcetypeid="42"
sourcetypename="Transit Bus"/>
                <onroadvehicleselection fueltypeid="2" fueltypedesc="Diesel Fuel" sourcetypeid="62" sourcetypename="Combination
Long-haul Truck"/>
                <onroadvehicleselection fueltypeid="2" fueltypedesc="Diesel Fuel" sourcetypeid="61" sourcetypename="Combination
Short-haul Truck"/>
                <onroadvehicleselection fueltypeid="2" fueltypedesc="Diesel Fuel" sourcetypeid="41" sourcetypename="Intercity Bus"/>
                <onroadvehicleselection fueltypeid="2" fueltypedesc="Diesel Fuel" sourcetypeid="32" sourcetypename="Light Commercial
Truck"/>
                <onroadvehicleselection fueltypeid="2" fueltypedesc="Diesel Fuel" sourcetypeid="54" sourcetypename="Motor Home"/>
                <onroadvehicleselection fueltypeid="2" fueltypedesc="Diesel Fuel" sourcetypeid="21" sourcetypename="Passenger Car"/>
                <onroadvehicleselection fueltypeid="2" fueltypedesc="Diesel Fuel" sourcetypeid="31" sourcetypename="Passenger
Truck"/>
                <onroadvehicleselection fueltypeid="2" fueltypedesc="Diesel Fuel" sourcetypeid="51" sourcetypename="Refuse Truck"/>
                <onroadvehicleselection fueltypeid="2" fueltypedesc="Diesel Fuel" sourcetypeid="43" sourcetypename="School Bus"/>
                <onroadvehicleselection fueltypeid="2" fueltypedesc="Diesel Fuel" sourcetypeid="53" sourcetypename="Single Unit
Long-haul Truck"/>
                <onroadvehicleselection fueltypeid="2" fueltypedesc="Diesel Fuel" sourcetypeid="52" sourcetypename="Single Unit
Short-haul Truck"/>
                <onroadvehicleselection fueltypeid="2" fueltypedesc="Diesel Fuel" sourcetypeid="42" sourcetypename="Transit Bus"/>
                <onroadvehicleselection fueltypeid="9" fueltypedesc="Electricity" sourcetypeid="32" sourcetypename="Light Commercial
Truck"/>
                <onroadvehicleselection fueltypeid="9" fueltypedesc="Electricity" sourcetypeid="21" sourcetypename="Passenger Car"/>
                <onroadvehicleselection fueltypeid="9" fueltypedesc="Electricity" sourcetypeid="31" sourcetypename="Passenger
Truck"/>
                <onroadvehicleselection fueltypeid="5" fueltypedesc="Ethanol (E-85)" sourcetypeid="32" sourcetypename="Light
Commercial Truck"/>
                <onroadvehicleselection fueltypeid="5" fueltypedesc="Ethanol (E-85)" sourcetypeid="21" sourcetypename="Passenger
```

```
Car"/>
                <onroadvehicleselection fueltypeid="5" fueltypedesc="Ethanol (E-85)" sourcetypeid="31" sourcetypename="Passenger
Truck"/>
                <onroadvehicleselection fueltypeid="1" fueltypedesc="Gasoline" sourcetypeid="61" sourcetypename="Combination
Short-haul Truck"/>
                <onroadvehicleselection fueltypeid="1" fueltypedesc="Gasoline" sourcetypeid="32" sourcetypename="Light Commercial
Truck"/>
                <onroadvehicleselection fueltypeid="1" fueltypedesc="Gasoline" sourcetypeid="54" sourcetypename="Motor Home"/>
                <onroadvehicleselection fueltypeid="1" fueltypedesc="Gasoline" sourcetypeid="11" sourcetypename="Motorcycle"/>
                <onroadvehicleselection fueltypeid="1" fueltypedesc="Gasoline" sourcetypeid="21" sourcetypename="Passenger Car"/>
                <onroadvehicleselection fueltypeid="1" fueltypedesc="Gasoline" sourcetypeid="31" sourcetypename="Passenger Truck"/>
                <onroadvehicleselection fueltypeid="1" fueltypedesc="Gasoline" sourcetypeid="51" sourcetypename="Refuse Truck"/>
                <onroadvehicleselection fueltypeid="1" fueltypedesc="Gasoline" sourcetypeid="43" sourcetypename="School Bus"/>
                <onroadvehicleselection fueltypeid="1" fueltypedesc="Gasoline" sourcetypeid="53" sourcetypename="Single Unit
Long-haul Truck"/>
                <onroadvehicleselection fueltypeid="1" fueltypedesc="Gasoline" sourcetypeid="52" sourcetypename="Single Unit
Short-haul Truck"/>
                <onroadvehicleselection fueltypeid="1" fueltypedesc="Gasoline" sourcetypeid="42" sourcetypename="Transit Bus"/>
        </onroadvehicleselections>
        <offroadvehicleselections>
        </offroadvehicleselections>
        <offroadvehiclesccs>
        </offroadvehiclesccs>
        <roadtypes separateramps="false">
                <roadtype roadtypeid="4" roadtypename="Urban Restricted Access" modelCombination="M1"/>
                <roadtype roadtypeid="5" roadtypename="Urban Unrestricted Access" modelCombination="M1"/>
        </roadtypes>
        <pollutantprocessassociations>
                <pollutantprocessassociation pollutantkey="2" pollutantname="Carbon Monoxide (CO)" processkey="1"
processname="Running Exhaust"/>
                <pollutantprocessassociation pollutantkey="2" pollutantname="Carbon Monoxide (CO)" processkey="15"
processname="Crankcase Running Exhaust"/>
        </pollutantprocessassociations>
        <databaseselections>
        </databaseselections>
        <internalcontrolstrategies>
<internalcontrolstrategy
classname="gov.epa.otaq.moves.master.implementation.ghg.internalcontrolstrategies.rateofprogress.RateOfProgressStrategy"><![CDATA[
useParameters   No

]]></internalcontrolstrategy>
        </internalcontrolstrategies>
        <inputdatabase servername="" databasename="" description=""/>
        <uncertaintyparameters uncertaintymodeenabled="false" numberofrunspersimulation="0" numberofsimulations="0"/>
        <geographicoutputdetail description="LINK"/>
        <outputemissionsbreakdownselection>
                <modelyear selected="false"/>
```

```
                <fueltype selected="false"/>
                <fuelsubtype selected="false"/>
                <emissionprocess selected="true"/>
                <onroadoffroad selected="true"/>
                <roadtype selected="false"/>
                <sourceusetype selected="false"/>
                <movesvehicletype selected="false"/>
                <onroadscc selected="false"/>
                <estimateuncertainty selected="false" numberOfIterations="2" keepSampledData="false" keepIterations="false"/>
                <sector selected="false"/>
                <engtechid selected="false"/>
                <hpclass selected="false"/>
                <regclassid selected="false"/>
        </outputemissionsbreakdownselection>
        <outputdatabase servername="" databasename="f0316_67thAve_co_2040_B_pm_out" description=""/>
        <outputtimestep value="Hour"/>
        <outputvmtdata value="true"/>
        <outputsho value="false"/>
        <outputsh value="false"/>
        <outputshp value="false"/>
        <outputshidling value="false"/>
        <outputstarts value="false"/>
        <outputpopulation value="true"/>
        <scaleinputdatabase servername="localhost" databasename="f0316_67thAve_co_2040_B_pm_in" description=""/>
        <pmsize value="0"/>
        <outputfactors>
                <timefactors selected="true" units="Hours"/>
                <distancefactors selected="true" units="Miles"/>
                <massfactors selected="true" units="Grams" energyunits="Joules"/>
        </outputfactors>
        <savedata>

        </savedata>

        <donotexecute>

        </donotexecute>

        <generatordatabase shouldsave="false" servername="" databasename="" description=""/>
                <donotperformfinalaggregation selected="false"/>
        <lookuptableflags scenarioid="" truncateoutput="true" truncateactivity="true" truncatebaserates="true"/>
</runspec>
```

```
<runspec version="MOVES2014b-20210112">
        <description><![CDATA[F0316 CO 2040 No Build AM Emission Rates_ 67th Ave TI]]></description>
        <models>
                <model value="ONROAD"/>
        </models>
        <modelscale value="Inv"/>
        <modeldomain value="PROJECT"/>
        <geographicselections>
                <geographicselection type="COUNTY" key="4013" description="ARIZONA - Maricopa County"/>
        </geographicselections>
        <timespan>
                <year key="2040"/>
                <month id="1"/>
                <day id="5"/>
                <beginhour id="8"/>
                <endhour id="8"/>
                <aggregateBy key="Hour"/>
        </timespan>
        <onroadvehicleselections>
                <onroadvehicleselection fueltypeid="3" fueltypedesc="Compressed Natural Gas (CNG)" sourcetypeid="42"
sourcetypename="Transit Bus"/>
                <onroadvehicleselection fueltypeid="2" fueltypedesc="Diesel Fuel" sourcetypeid="62" sourcetypename="Combination
Long-haul Truck"/>
                <onroadvehicleselection fueltypeid="2" fueltypedesc="Diesel Fuel" sourcetypeid="61" sourcetypename="Combination
Short-haul Truck"/>
                <onroadvehicleselection fueltypeid="2" fueltypedesc="Diesel Fuel" sourcetypeid="41" sourcetypename="Intercity Bus"/>
                <onroadvehicleselection fueltypeid="2" fueltypedesc="Diesel Fuel" sourcetypeid="32" sourcetypename="Light Commercial
Truck"/>
                <onroadvehicleselection fueltypeid="2" fueltypedesc="Diesel Fuel" sourcetypeid="54" sourcetypename="Motor Home"/>
                <onroadvehicleselection fueltypeid="2" fueltypedesc="Diesel Fuel" sourcetypeid="21" sourcetypename="Passenger Car"/>
                <onroadvehicleselection fueltypeid="2" fueltypedesc="Diesel Fuel" sourcetypeid="31" sourcetypename="Passenger
Truck"/>
                <onroadvehicleselection fueltypeid="2" fueltypedesc="Diesel Fuel" sourcetypeid="51" sourcetypename="Refuse Truck"/>
                <onroadvehicleselection fueltypeid="2" fueltypedesc="Diesel Fuel" sourcetypeid="43" sourcetypename="School Bus"/>
                <onroadvehicleselection fueltypeid="2" fueltypedesc="Diesel Fuel" sourcetypeid="53" sourcetypename="Single Unit
Long-haul Truck"/>
                <onroadvehicleselection fueltypeid="2" fueltypedesc="Diesel Fuel" sourcetypeid="52" sourcetypename="Single Unit
Short-haul Truck"/>
                <onroadvehicleselection fueltypeid="2" fueltypedesc="Diesel Fuel" sourcetypeid="42" sourcetypename="Transit Bus"/>
                <onroadvehicleselection fueltypeid="9" fueltypedesc="Electricity" sourcetypeid="32" sourcetypename="Light Commercial
Truck"/>
                <onroadvehicleselection fueltypeid="9" fueltypedesc="Electricity" sourcetypeid="21" sourcetypename="Passenger Car"/>
                <onroadvehicleselection fueltypeid="9" fueltypedesc="Electricity" sourcetypeid="31" sourcetypename="Passenger
Truck"/>
                <onroadvehicleselection fueltypeid="5" fueltypedesc="Ethanol (E-85)" sourcetypeid="32" sourcetypename="Light
Commercial Truck"/>
                <onroadvehicleselection fueltypeid="5" fueltypedesc="Ethanol (E-85)" sourcetypeid="21" sourcetypename="Passenger
```

```
Car"/>
                <onroadvehicleselection fueltypeid="5" fueltypedesc="Ethanol (E-85)" sourcetypeid="31" sourcetypename="Passenger
Truck"/>
                <onroadvehicleselection fueltypeid="1" fueltypedesc="Gasoline" sourcetypeid="61" sourcetypename="Combination
Short-haul Truck"/>
                <onroadvehicleselection fueltypeid="1" fueltypedesc="Gasoline" sourcetypeid="32" sourcetypename="Light Commercial
Truck"/>
                <onroadvehicleselection fueltypeid="1" fueltypedesc="Gasoline" sourcetypeid="54" sourcetypename="Motor Home"/>
                <onroadvehicleselection fueltypeid="1" fueltypedesc="Gasoline" sourcetypeid="11" sourcetypename="Motorcycle"/>
                <onroadvehicleselection fueltypeid="1" fueltypedesc="Gasoline" sourcetypeid="21" sourcetypename="Passenger Car"/>
                <onroadvehicleselection fueltypeid="1" fueltypedesc="Gasoline" sourcetypeid="31" sourcetypename="Passenger Truck"/>
                <onroadvehicleselection fueltypeid="1" fueltypedesc="Gasoline" sourcetypeid="51" sourcetypename="Refuse Truck"/>
                <onroadvehicleselection fueltypeid="1" fueltypedesc="Gasoline" sourcetypeid="43" sourcetypename="School Bus"/>
                <onroadvehicleselection fueltypeid="1" fueltypedesc="Gasoline" sourcetypeid="53" sourcetypename="Single Unit
Long-haul Truck"/>
                <onroadvehicleselection fueltypeid="1" fueltypedesc="Gasoline" sourcetypeid="52" sourcetypename="Single Unit
Short-haul Truck"/>
                <onroadvehicleselection fueltypeid="1" fueltypedesc="Gasoline" sourcetypeid="42" sourcetypename="Transit Bus"/>
        </onroadvehicleselections>
        <offroadvehicleselections>
        </offroadvehicleselections>
        <offroadvehiclesccs>
        </offroadvehiclesccs>
        <roadtypes separateramps="false">
                <roadtype roadtypeid="4" roadtypename="Urban Restricted Access" modelCombination="M1"/>
                <roadtype roadtypeid="5" roadtypename="Urban Unrestricted Access" modelCombination="M1"/>
        </roadtypes>
        <pollutantprocessassociations>
                <pollutantprocessassociation pollutantkey="2" pollutantname="Carbon Monoxide (CO)" processkey="1"
processname="Running Exhaust"/>
                <pollutantprocessassociation pollutantkey="2" pollutantname="Carbon Monoxide (CO)" processkey="15"
processname="Crankcase Running Exhaust"/>
        </pollutantprocessassociations>
        <databaseselections>
        </databaseselections>
        <internalcontrolstrategies>
<internalcontrolstrategy
classname="gov.epa.otaq.moves.master.implementation.ghg.internalcontrolstrategies.rateofprogress.RateOfProgressStrategy"><![CDATA[
useParameters   No

]]></internalcontrolstrategy>
        </internalcontrolstrategies>
        <inputdatabase servername="" databasename="" description=""/>
        <uncertaintyparameters uncertaintymodeenabled="false" numberofrunspersimulation="0" numberofsimulations="0"/>
        <geographicoutputdetail description="LINK"/>
        <outputemissionsbreakdownselection>
                <modelyear selected="false"/>
```

```
                <fueltype selected="false"/>
                <fuelsubtype selected="false"/>
                <emissionprocess selected="true"/>
                <onroadoffroad selected="true"/>
                <roadtype selected="false"/>
                <sourceusetype selected="false"/>
                <movesvehicletype selected="false"/>
                <onroadscc selected="false"/>
                <estimateuncertainty selected="false" numberOfIterations="2" keepSampledData="false" keepIterations="false"/>
                <sector selected="false"/>
                <engtechid selected="false"/>
                <hpclass selected="false"/>
                <regclassid selected="false"/>
        </outputemissionsbreakdownselection>
        <outputdatabase servername="" databasename="f0316_67thAve_co_2040_NB_am_out" description=""/>
        <outputtimestep value="Hour"/>
        <outputvmtdata value="true"/>
        <outputsho value="false"/>
        <outputsh value="false"/>
        <outputshp value="false"/>
        <outputshidling value="false"/>
        <outputstarts value="false"/>
        <outputpopulation value="true"/>
        <scaleinputdatabase servername="localhost" databasename="f0316_67thAve_co_2040_NB_am_in" description=""/>
        <pmsize value="0"/>
        <outputfactors>
                <timefactors selected="true" units="Hours"/>
                <distancefactors selected="true" units="Miles"/>
                <massfactors selected="true" units="Grams" energyunits="Joules"/>
        </outputfactors>
        <savedata>

        </savedata>

        <donotexecute>

        </donotexecute>

        <generatordatabase shouldsave="false" servername="" databasename="" description=""/>
                <donotperformfinalaggregation selected="false"/>
        <lookuptableflags scenarioid="" truncateoutput="true" truncateactivity="true" truncatebaserates="true"/>
</runspec>
```

```
<runspec version="MOVES2014b-20210112">
        <description><![CDATA[F0316 CO 2040 No Build PM Emission Rates_ 67th Ave TI]]></description>
        <models>
                <model value="ONROAD"/>
        </models>
        <modelscale value="Inv"/>
        <modeldomain value="PROJECT"/>
        <geographicselections>
                <geographicselection type="COUNTY" key="4013" description="ARIZONA - Maricopa County"/>
        </geographicselections>
        <timespan>
                <year key="2040"/>
                <month id="1"/>
                <day id="5"/>
                <beginhour id="18"/>
                <endhour id="18"/>
                <aggregateBy key="Hour"/>
        </timespan>
        <onroadvehicleselections>
                <onroadvehicleselection fueltypeid="3" fueltypedesc="Compressed Natural Gas (CNG)" sourcetypeid="42"
sourcetypename="Transit Bus"/>
                <onroadvehicleselection fueltypeid="2" fueltypedesc="Diesel Fuel" sourcetypeid="62" sourcetypename="Combination
Long-haul Truck"/>
                <onroadvehicleselection fueltypeid="2" fueltypedesc="Diesel Fuel" sourcetypeid="61" sourcetypename="Combination
Short-haul Truck"/>
                <onroadvehicleselection fueltypeid="2" fueltypedesc="Diesel Fuel" sourcetypeid="41" sourcetypename="Intercity Bus"/>
                <onroadvehicleselection fueltypeid="2" fueltypedesc="Diesel Fuel" sourcetypeid="32" sourcetypename="Light Commercial
Truck"/>
                <onroadvehicleselection fueltypeid="2" fueltypedesc="Diesel Fuel" sourcetypeid="54" sourcetypename="Motor Home"/>
                <onroadvehicleselection fueltypeid="2" fueltypedesc="Diesel Fuel" sourcetypeid="21" sourcetypename="Passenger Car"/>
                <onroadvehicleselection fueltypeid="2" fueltypedesc="Diesel Fuel" sourcetypeid="31" sourcetypename="Passenger
Truck"/>
                <onroadvehicleselection fueltypeid="2" fueltypedesc="Diesel Fuel" sourcetypeid="51" sourcetypename="Refuse Truck"/>
                <onroadvehicleselection fueltypeid="2" fueltypedesc="Diesel Fuel" sourcetypeid="43" sourcetypename="School Bus"/>
                <onroadvehicleselection fueltypeid="2" fueltypedesc="Diesel Fuel" sourcetypeid="53" sourcetypename="Single Unit
Long-haul Truck"/>
                <onroadvehicleselection fueltypeid="2" fueltypedesc="Diesel Fuel" sourcetypeid="52" sourcetypename="Single Unit
Short-haul Truck"/>
                <onroadvehicleselection fueltypeid="2" fueltypedesc="Diesel Fuel" sourcetypeid="42" sourcetypename="Transit Bus"/>
                <onroadvehicleselection fueltypeid="9" fueltypedesc="Electricity" sourcetypeid="32" sourcetypename="Light Commercial
Truck"/>
                <onroadvehicleselection fueltypeid="9" fueltypedesc="Electricity" sourcetypeid="21" sourcetypename="Passenger Car"/>
                <onroadvehicleselection fueltypeid="9" fueltypedesc="Electricity" sourcetypeid="31" sourcetypename="Passenger
Truck"/>
                <onroadvehicleselection fueltypeid="5" fueltypedesc="Ethanol (E-85)" sourcetypeid="32" sourcetypename="Light
Commercial Truck"/>
                <onroadvehicleselection fueltypeid="5" fueltypedesc="Ethanol (E-85)" sourcetypeid="21" sourcetypename="Passenger
```

```
Car"/>
                <onroadvehicleselection fueltypeid="5" fueltypedesc="Ethanol (E-85)" sourcetypeid="31" sourcetypename="Passenger
Truck"/>
                <onroadvehicleselection fueltypeid="1" fueltypedesc="Gasoline" sourcetypeid="61" sourcetypename="Combination
Short-haul Truck"/>
                <onroadvehicleselection fueltypeid="1" fueltypedesc="Gasoline" sourcetypeid="32" sourcetypename="Light Commercial
Truck"/>
                <onroadvehicleselection fueltypeid="1" fueltypedesc="Gasoline" sourcetypeid="54" sourcetypename="Motor Home"/>
                <onroadvehicleselection fueltypeid="1" fueltypedesc="Gasoline" sourcetypeid="11" sourcetypename="Motorcycle"/>
                <onroadvehicleselection fueltypeid="1" fueltypedesc="Gasoline" sourcetypeid="21" sourcetypename="Passenger Car"/>
                <onroadvehicleselection fueltypeid="1" fueltypedesc="Gasoline" sourcetypeid="31" sourcetypename="Passenger Truck"/>
                <onroadvehicleselection fueltypeid="1" fueltypedesc="Gasoline" sourcetypeid="51" sourcetypename="Refuse Truck"/>
                <onroadvehicleselection fueltypeid="1" fueltypedesc="Gasoline" sourcetypeid="43" sourcetypename="School Bus"/>
                <onroadvehicleselection fueltypeid="1" fueltypedesc="Gasoline" sourcetypeid="53" sourcetypename="Single Unit
Long-haul Truck"/>
                <onroadvehicleselection fueltypeid="1" fueltypedesc="Gasoline" sourcetypeid="52" sourcetypename="Single Unit
Short-haul Truck"/>
                <onroadvehicleselection fueltypeid="1" fueltypedesc="Gasoline" sourcetypeid="42" sourcetypename="Transit Bus"/>
        </onroadvehicleselections>
        <offroadvehicleselections>
        </offroadvehicleselections>
        <offroadvehiclesccs>
        </offroadvehiclesccs>
        <roadtypes separateramps="false">
                <roadtype roadtypeid="4" roadtypename="Urban Restricted Access" modelCombination="M1"/>
                <roadtype roadtypeid="5" roadtypename="Urban Unrestricted Access" modelCombination="M1"/>
        </roadtypes>
        <pollutantprocessassociations>
                <pollutantprocessassociation pollutantkey="2" pollutantname="Carbon Monoxide (CO)" processkey="1"
processname="Running Exhaust"/>
                <pollutantprocessassociation pollutantkey="2" pollutantname="Carbon Monoxide (CO)" processkey="15"
processname="Crankcase Running Exhaust"/>
        </pollutantprocessassociations>
        <databaseselections>
        </databaseselections>
        <internalcontrolstrategies>
<internalcontrolstrategy
classname="gov.epa.otaq.moves.master.implementation.ghg.internalcontrolstrategies.rateofprogress.RateOfProgressStrategy"><![CDATA[
useParameters   No

]]></internalcontrolstrategy>
        </internalcontrolstrategies>
        <inputdatabase servername="" databasename="" description=""/>
        <uncertaintyparameters uncertaintymodeenabled="false" numberofrunspersimulation="0" numberofsimulations="0"/>
        <geographicoutputdetail description="LINK"/>
        <outputemissionsbreakdownselection>
                <modelyear selected="false"/>
```

```
                <fueltype selected="false"/>
                <fuelsubtype selected="false"/>
                <emissionprocess selected="true"/>
                <onroadoffroad selected="true"/>
                <roadtype selected="false"/>
                <sourceusetype selected="false"/>
                <movesvehicletype selected="false"/>
                <onroadscc selected="false"/>
                <estimateuncertainty selected="false" numberOfIterations="2" keepSampledData="false" keepIterations="false"/>
                <sector selected="false"/>
                <engtechid selected="false"/>
                <hpclass selected="false"/>
                <regclassid selected="false"/>
        </outputemissionsbreakdownselection>
        <outputdatabase servername="" databasename="f0316_67thAve_co_2040_NB_pm_out" description=""/>
        <outputtimestep value="Hour"/>
        <outputvmtdata value="true"/>
        <outputsho value="false"/>
        <outputsh value="false"/>
        <outputshp value="false"/>
        <outputshidling value="false"/>
        <outputstarts value="false"/>
        <outputpopulation value="true"/>
        <scaleinputdatabase servername="localhost" databasename="f0316_67thAve_co_2040_NB_pm_in" description=""/>
        <pmsize value="0"/>
        <outputfactors>
                <timefactors selected="true" units="Hours"/>
                <distancefactors selected="true" units="Miles"/>
                <massfactors selected="true" units="Grams" energyunits="Joules"/>
        </outputfactors>
        <savedata>

        </savedata>

        <donotexecute>

        </donotexecute>

        <generatordatabase shouldsave="false" servername="" databasename="" description=""/>
                <donotperformfinalaggregation selected="false"/>
        <lookuptableflags scenarioid="" truncateoutput="true" truncateactivity="true" truncatebaserates="true"/>
</runspec>
```

```
<runspec version="MOVES2014b-20210112">
        <description><![CDATA[F0316 CO 2020 AM Emission Rates]]></description>
        <models>
                <model value="ONROAD"/>
        </models>
        <modelscale value="Inv"/>
        <modeldomain value="PROJECT"/>
        <geographicselections>
                <geographicselection type="COUNTY" key="4013" description="ARIZONA - Maricopa County"/>
        </geographicselections>
        <timespan>
                <year key="2020"/>
                <month id="1"/>
                <day id="5"/>
                <beginhour id="8"/>
                <endhour id="8"/>
                <aggregateBy key="Hour"/>
        </timespan>
        <onroadvehicleselections>
                <onroadvehicleselection fueltypeid="3" fueltypedesc="Compressed Natural Gas (CNG)" sourcetypeid="42"
sourcetypename="Transit Bus"/>
                <onroadvehicleselection fueltypeid="2" fueltypedesc="Diesel Fuel" sourcetypeid="62" sourcetypename="Combination
Long-haul Truck"/>
                <onroadvehicleselection fueltypeid="2" fueltypedesc="Diesel Fuel" sourcetypeid="61" sourcetypename="Combination
Short-haul Truck"/>
                <onroadvehicleselection fueltypeid="2" fueltypedesc="Diesel Fuel" sourcetypeid="41" sourcetypename="Intercity Bus"/>
                <onroadvehicleselection fueltypeid="2" fueltypedesc="Diesel Fuel" sourcetypeid="32" sourcetypename="Light Commercial
Truck"/>
                <onroadvehicleselection fueltypeid="2" fueltypedesc="Diesel Fuel" sourcetypeid="54" sourcetypename="Motor Home"/>
                <onroadvehicleselection fueltypeid="2" fueltypedesc="Diesel Fuel" sourcetypeid="21" sourcetypename="Passenger Car"/>
                <onroadvehicleselection fueltypeid="2" fueltypedesc="Diesel Fuel" sourcetypeid="31" sourcetypename="Passenger
Truck"/>
                <onroadvehicleselection fueltypeid="2" fueltypedesc="Diesel Fuel" sourcetypeid="51" sourcetypename="Refuse Truck"/>
                <onroadvehicleselection fueltypeid="2" fueltypedesc="Diesel Fuel" sourcetypeid="43" sourcetypename="School Bus"/>
                <onroadvehicleselection fueltypeid="2" fueltypedesc="Diesel Fuel" sourcetypeid="53" sourcetypename="Single Unit
Long-haul Truck"/>
                <onroadvehicleselection fueltypeid="2" fueltypedesc="Diesel Fuel" sourcetypeid="52" sourcetypename="Single Unit
Short-haul Truck"/>
                <onroadvehicleselection fueltypeid="2" fueltypedesc="Diesel Fuel" sourcetypeid="42" sourcetypename="Transit Bus"/>
                <onroadvehicleselection fueltypeid="9" fueltypedesc="Electricity" sourcetypeid="32" sourcetypename="Light Commercial
Truck"/>
                <onroadvehicleselection fueltypeid="9" fueltypedesc="Electricity" sourcetypeid="21" sourcetypename="Passenger Car"/>
                <onroadvehicleselection fueltypeid="9" fueltypedesc="Electricity" sourcetypeid="31" sourcetypename="Passenger
Truck"/>
                <onroadvehicleselection fueltypeid="5" fueltypedesc="Ethanol (E-85)" sourcetypeid="32" sourcetypename="Light
Commercial Truck"/>
                <onroadvehicleselection fueltypeid="5" fueltypedesc="Ethanol (E-85)" sourcetypeid="21" sourcetypename="Passenger
```

```
Car"/>
                <onroadvehicleselection fueltypeid="5" fueltypedesc="Ethanol (E-85)" sourcetypeid="31" sourcetypename="Passenger
Truck"/>
                <onroadvehicleselection fueltypeid="1" fueltypedesc="Gasoline" sourcetypeid="61" sourcetypename="Combination
Short-haul Truck"/>
                <onroadvehicleselection fueltypeid="1" fueltypedesc="Gasoline" sourcetypeid="32" sourcetypename="Light Commercial
Truck"/>
                <onroadvehicleselection fueltypeid="1" fueltypedesc="Gasoline" sourcetypeid="54" sourcetypename="Motor Home"/>
                <onroadvehicleselection fueltypeid="1" fueltypedesc="Gasoline" sourcetypeid="11" sourcetypename="Motorcycle"/>
                <onroadvehicleselection fueltypeid="1" fueltypedesc="Gasoline" sourcetypeid="21" sourcetypename="Passenger Car"/>
                <onroadvehicleselection fueltypeid="1" fueltypedesc="Gasoline" sourcetypeid="31" sourcetypename="Passenger Truck"/>
                <onroadvehicleselection fueltypeid="1" fueltypedesc="Gasoline" sourcetypeid="51" sourcetypename="Refuse Truck"/>
                <onroadvehicleselection fueltypeid="1" fueltypedesc="Gasoline" sourcetypeid="43" sourcetypename="School Bus"/>
                <onroadvehicleselection fueltypeid="1" fueltypedesc="Gasoline" sourcetypeid="53" sourcetypename="Single Unit
Long-haul Truck"/>
                <onroadvehicleselection fueltypeid="1" fueltypedesc="Gasoline" sourcetypeid="52" sourcetypename="Single Unit
Short-haul Truck"/>
                <onroadvehicleselection fueltypeid="1" fueltypedesc="Gasoline" sourcetypeid="42" sourcetypename="Transit Bus"/>
        </onroadvehicleselections>
        <offroadvehicleselections>
        </offroadvehicleselections>
        <offroadvehiclesccs>
        </offroadvehiclesccs>
        <roadtypes separateramps="false">
                <roadtype roadtypeid="4" roadtypename="Urban Restricted Access" modelCombination="M1"/>
                <roadtype roadtypeid="5" roadtypename="Urban Unrestricted Access" modelCombination="M1"/>
        </roadtypes>
        <pollutantprocessassociations>
                <pollutantprocessassociation pollutantkey="2" pollutantname="Carbon Monoxide (CO)" processkey="1"
processname="Running Exhaust"/>
                <pollutantprocessassociation pollutantkey="2" pollutantname="Carbon Monoxide (CO)" processkey="15"
processname="Crankcase Running Exhaust"/>
        </pollutantprocessassociations>
        <databaseselections>
        </databaseselections>
        <internalcontrolstrategies>
<internalcontrolstrategy
classname="gov.epa.otaq.moves.master.implementation.ghg.internalcontrolstrategies.rateofprogress.RateOfProgressStrategy"><![CDATA[
useParameters   No

]]></internalcontrolstrategy>
        </internalcontrolstrategies>
        <inputdatabase servername="" databasename="" description=""/>
        <uncertaintyparameters uncertaintymodeenabled="false" numberofrunspersimulation="0" numberofsimulations="0"/>
        <geographicoutputdetail description="LINK"/>
        <outputemissionsbreakdownselection>
                <modelyear selected="false"/>
```

```
                <fueltype selected="false"/>
                <fuelsubtype selected="false"/>
                <emissionprocess selected="true"/>
                <onroadoffroad selected="true"/>
                <roadtype selected="false"/>
                <sourceusetype selected="false"/>
                <movesvehicletype selected="false"/>
                <onroadscc selected="false"/>
                <estimateuncertainty selected="false" numberOfIterations="2" keepSampledData="false" keepIterations="false"/>
                <sector selected="false"/>
                <engtechid selected="false"/>
                <hpclass selected="false"/>
                <regclassid selected="false"/>
        </outputemissionsbreakdownselection>
        <outputdatabase servername="" databasename="f0316_75thAve_co_2020_am_out" description=""/>
        <outputtimestep value="Hour"/>
        <outputvmtdata value="true"/>
        <outputsho value="false"/>
        <outputsh value="false"/>
        <outputshp value="false"/>
        <outputshidling value="false"/>
        <outputstarts value="false"/>
        <outputpopulation value="true"/>
        <scaleinputdatabase servername="localhost" databasename="f0316_75thAve_co_2020_am_in" description=""/>
        <pmsize value="0"/>
        <outputfactors>
                <timefactors selected="true" units="Hours"/>
                <distancefactors selected="true" units="Miles"/>
                <massfactors selected="true" units="Grams" energyunits="Joules"/>
        </outputfactors>
        <savedata>

        </savedata>

        <donotexecute>

        </donotexecute>

        <generatordatabase shouldsave="false" servername="" databasename="" description=""/>
                <donotperformfinalaggregation selected="false"/>
        <lookuptableflags scenarioid="" truncateoutput="true" truncateactivity="true" truncatebaserates="true"/>
</runspec>
```

```
<runspec version="MOVES2014b-20210112">
        <description><![CDATA[F0316 CO 2020 PM Emission Rates]]></description>
        <models>
                <model value="ONROAD"/>
        </models>
        <modelscale value="Inv"/>
        <modeldomain value="PROJECT"/>
        <geographicselections>
                <geographicselection type="COUNTY" key="4013" description="ARIZONA - Maricopa County"/>
        </geographicselections>
        <timespan>
                <year key="2020"/>
                <month id="1"/>
                <day id="5"/>
                <beginhour id="18"/>
                <endhour id="18"/>
                <aggregateBy key="Hour"/>
        </timespan>
        <onroadvehicleselections>
                <onroadvehicleselection fueltypeid="3" fueltypedesc="Compressed Natural Gas (CNG)" sourcetypeid="42"
sourcetypename="Transit Bus"/>
                <onroadvehicleselection fueltypeid="2" fueltypedesc="Diesel Fuel" sourcetypeid="62" sourcetypename="Combination
Long-haul Truck"/>
                <onroadvehicleselection fueltypeid="2" fueltypedesc="Diesel Fuel" sourcetypeid="61" sourcetypename="Combination
Short-haul Truck"/>
                <onroadvehicleselection fueltypeid="2" fueltypedesc="Diesel Fuel" sourcetypeid="41" sourcetypename="Intercity Bus"/>
                <onroadvehicleselection fueltypeid="2" fueltypedesc="Diesel Fuel" sourcetypeid="32" sourcetypename="Light Commercial
Truck"/>
                <onroadvehicleselection fueltypeid="2" fueltypedesc="Diesel Fuel" sourcetypeid="54" sourcetypename="Motor Home"/>
                <onroadvehicleselection fueltypeid="2" fueltypedesc="Diesel Fuel" sourcetypeid="21" sourcetypename="Passenger Car"/>
                <onroadvehicleselection fueltypeid="2" fueltypedesc="Diesel Fuel" sourcetypeid="31" sourcetypename="Passenger
Truck"/>
                <onroadvehicleselection fueltypeid="2" fueltypedesc="Diesel Fuel" sourcetypeid="51" sourcetypename="Refuse Truck"/>
                <onroadvehicleselection fueltypeid="2" fueltypedesc="Diesel Fuel" sourcetypeid="43" sourcetypename="School Bus"/>
                <onroadvehicleselection fueltypeid="2" fueltypedesc="Diesel Fuel" sourcetypeid="53" sourcetypename="Single Unit
Long-haul Truck"/>
                <onroadvehicleselection fueltypeid="2" fueltypedesc="Diesel Fuel" sourcetypeid="52" sourcetypename="Single Unit
Short-haul Truck"/>
                <onroadvehicleselection fueltypeid="2" fueltypedesc="Diesel Fuel" sourcetypeid="42" sourcetypename="Transit Bus"/>
                <onroadvehicleselection fueltypeid="9" fueltypedesc="Electricity" sourcetypeid="32" sourcetypename="Light Commercial
Truck"/>
                <onroadvehicleselection fueltypeid="9" fueltypedesc="Electricity" sourcetypeid="21" sourcetypename="Passenger Car"/>
                <onroadvehicleselection fueltypeid="9" fueltypedesc="Electricity" sourcetypeid="31" sourcetypename="Passenger
Truck"/>
                <onroadvehicleselection fueltypeid="5" fueltypedesc="Ethanol (E-85)" sourcetypeid="32" sourcetypename="Light
Commercial Truck"/>
                <onroadvehicleselection fueltypeid="5" fueltypedesc="Ethanol (E-85)" sourcetypeid="21" sourcetypename="Passenger
```

```
Car"/>
                <onroadvehicleselection fueltypeid="5" fueltypedesc="Ethanol (E-85)" sourcetypeid="31" sourcetypename="Passenger
Truck"/>
                <onroadvehicleselection fueltypeid="1" fueltypedesc="Gasoline" sourcetypeid="61" sourcetypename="Combination
Short-haul Truck"/>
                <onroadvehicleselection fueltypeid="1" fueltypedesc="Gasoline" sourcetypeid="32" sourcetypename="Light Commercial
Truck"/>
                <onroadvehicleselection fueltypeid="1" fueltypedesc="Gasoline" sourcetypeid="54" sourcetypename="Motor Home"/>
                <onroadvehicleselection fueltypeid="1" fueltypedesc="Gasoline" sourcetypeid="11" sourcetypename="Motorcycle"/>
                <onroadvehicleselection fueltypeid="1" fueltypedesc="Gasoline" sourcetypeid="21" sourcetypename="Passenger Car"/>
                <onroadvehicleselection fueltypeid="1" fueltypedesc="Gasoline" sourcetypeid="31" sourcetypename="Passenger Truck"/>
                <onroadvehicleselection fueltypeid="1" fueltypedesc="Gasoline" sourcetypeid="51" sourcetypename="Refuse Truck"/>
                <onroadvehicleselection fueltypeid="1" fueltypedesc="Gasoline" sourcetypeid="43" sourcetypename="School Bus"/>
                <onroadvehicleselection fueltypeid="1" fueltypedesc="Gasoline" sourcetypeid="53" sourcetypename="Single Unit
Long-haul Truck"/>
                <onroadvehicleselection fueltypeid="1" fueltypedesc="Gasoline" sourcetypeid="52" sourcetypename="Single Unit
Short-haul Truck"/>
                <onroadvehicleselection fueltypeid="1" fueltypedesc="Gasoline" sourcetypeid="42" sourcetypename="Transit Bus"/>
        </onroadvehicleselections>
        <offroadvehicleselections>
        </offroadvehicleselections>
        <offroadvehiclesccs>
        </offroadvehiclesccs>
        <roadtypes separateramps="false">
                <roadtype roadtypeid="4" roadtypename="Urban Restricted Access" modelCombination="M1"/>
                <roadtype roadtypeid="5" roadtypename="Urban Unrestricted Access" modelCombination="M1"/>
        </roadtypes>
        <pollutantprocessassociations>
                <pollutantprocessassociation pollutantkey="2" pollutantname="Carbon Monoxide (CO)" processkey="1"
processname="Running Exhaust"/>
                <pollutantprocessassociation pollutantkey="2" pollutantname="Carbon Monoxide (CO)" processkey="15"
processname="Crankcase Running Exhaust"/>
        </pollutantprocessassociations>
        <databaseselections>
        </databaseselections>
        <internalcontrolstrategies>
<internalcontrolstrategy
classname="gov.epa.otaq.moves.master.implementation.ghg.internalcontrolstrategies.rateofprogress.RateOfProgressStrategy"><![CDATA[
useParameters   No

]]></internalcontrolstrategy>
        </internalcontrolstrategies>
        <inputdatabase servername="" databasename="" description=""/>
        <uncertaintyparameters uncertaintymodeenabled="false" numberofrunspersimulation="0" numberofsimulations="0"/>
        <geographicoutputdetail description="LINK"/>
        <outputemissionsbreakdownselection>
                <modelyear selected="false"/>
```

```
                <fueltype selected="false"/>
                <fuelsubtype selected="false"/>
                <emissionprocess selected="true"/>
                <onroadoffroad selected="true"/>
                <roadtype selected="false"/>
                <sourceusetype selected="false"/>
                <movesvehicletype selected="false"/>
                <onroadscc selected="false"/>
                <estimateuncertainty selected="false" numberOfIterations="2" keepSampledData="false" keepIterations="false"/>
                <sector selected="false"/>
                <engtechid selected="false"/>
                <hpclass selected="false"/>
                <regclassid selected="false"/>
        </outputemissionsbreakdownselection>
        <outputdatabase servername="" databasename="f0316_75thAve_co_2020_pm_out" description=""/>
        <outputtimestep value="Hour"/>
        <outputvmtdata value="true"/>
        <outputsho value="false"/>
        <outputsh value="false"/>
        <outputshp value="false"/>
        <outputshidling value="false"/>
        <outputstarts value="false"/>
        <outputpopulation value="true"/>
        <scaleinputdatabase servername="localhost" databasename="f0316_75thAve_co_2020_pm_in" description=""/>
        <pmsize value="0"/>
        <outputfactors>
                <timefactors selected="true" units="Hours"/>
                <distancefactors selected="true" units="Miles"/>
                <massfactors selected="true" units="Grams" energyunits="Joules"/>
        </outputfactors>
        <savedata>

        </savedata>

        <donotexecute>

        </donotexecute>

        <generatordatabase shouldsave="false" servername="" databasename="" description=""/>
                <donotperformfinalaggregation selected="false"/>
        <lookuptableflags scenarioid="" truncateoutput="true" truncateactivity="true" truncatebaserates="true"/>
</runspec>
```

```
<runspec version="MOVES2014b-20210112">
        <description><![CDATA[F0316 CO 2040 Build AM Emission Rates_ 75thg Ave TI]]></description>
        <models>
                <model value="ONROAD"/>
        </models>
        <modelscale value="Inv"/>
        <modeldomain value="PROJECT"/>
        <geographicselections>
                <geographicselection type="COUNTY" key="4013" description="ARIZONA - Maricopa County"/>
        </geographicselections>
        <timespan>
                <year key="2040"/>
                <month id="1"/>
                <day id="5"/>
                <beginhour id="8"/>
                <endhour id="8"/>
                <aggregateBy key="Hour"/>
        </timespan>
        <onroadvehicleselections>
                <onroadvehicleselection fueltypeid="3" fueltypedesc="Compressed Natural Gas (CNG)" sourcetypeid="42"
sourcetypename="Transit Bus"/>
                <onroadvehicleselection fueltypeid="2" fueltypedesc="Diesel Fuel" sourcetypeid="62" sourcetypename="Combination
Long-haul Truck"/>
                <onroadvehicleselection fueltypeid="2" fueltypedesc="Diesel Fuel" sourcetypeid="61" sourcetypename="Combination
Short-haul Truck"/>
                <onroadvehicleselection fueltypeid="2" fueltypedesc="Diesel Fuel" sourcetypeid="41" sourcetypename="Intercity Bus"/>
                <onroadvehicleselection fueltypeid="2" fueltypedesc="Diesel Fuel" sourcetypeid="32" sourcetypename="Light Commercial
Truck"/>
                <onroadvehicleselection fueltypeid="2" fueltypedesc="Diesel Fuel" sourcetypeid="54" sourcetypename="Motor Home"/>
                <onroadvehicleselection fueltypeid="2" fueltypedesc="Diesel Fuel" sourcetypeid="21" sourcetypename="Passenger Car"/>
                <onroadvehicleselection fueltypeid="2" fueltypedesc="Diesel Fuel" sourcetypeid="31" sourcetypename="Passenger
Truck"/>
                <onroadvehicleselection fueltypeid="2" fueltypedesc="Diesel Fuel" sourcetypeid="51" sourcetypename="Refuse Truck"/>
                <onroadvehicleselection fueltypeid="2" fueltypedesc="Diesel Fuel" sourcetypeid="43" sourcetypename="School Bus"/>
                <onroadvehicleselection fueltypeid="2" fueltypedesc="Diesel Fuel" sourcetypeid="53" sourcetypename="Single Unit
Long-haul Truck"/>
                <onroadvehicleselection fueltypeid="2" fueltypedesc="Diesel Fuel" sourcetypeid="52" sourcetypename="Single Unit
Short-haul Truck"/>
                <onroadvehicleselection fueltypeid="2" fueltypedesc="Diesel Fuel" sourcetypeid="42" sourcetypename="Transit Bus"/>
                <onroadvehicleselection fueltypeid="9" fueltypedesc="Electricity" sourcetypeid="32" sourcetypename="Light Commercial
Truck"/>
                <onroadvehicleselection fueltypeid="9" fueltypedesc="Electricity" sourcetypeid="21" sourcetypename="Passenger Car"/>
                <onroadvehicleselection fueltypeid="9" fueltypedesc="Electricity" sourcetypeid="31" sourcetypename="Passenger
Truck"/>
                <onroadvehicleselection fueltypeid="5" fueltypedesc="Ethanol (E-85)" sourcetypeid="32" sourcetypename="Light
Commercial Truck"/>
                <onroadvehicleselection fueltypeid="5" fueltypedesc="Ethanol (E-85)" sourcetypeid="21" sourcetypename="Passenger
```

```
Car"/>
                <onroadvehicleselection fueltypeid="5" fueltypedesc="Ethanol (E-85)" sourcetypeid="31" sourcetypename="Passenger
Truck"/>
                <onroadvehicleselection fueltypeid="1" fueltypedesc="Gasoline" sourcetypeid="61" sourcetypename="Combination
Short-haul Truck"/>
                <onroadvehicleselection fueltypeid="1" fueltypedesc="Gasoline" sourcetypeid="32" sourcetypename="Light Commercial
Truck"/>
                <onroadvehicleselection fueltypeid="1" fueltypedesc="Gasoline" sourcetypeid="54" sourcetypename="Motor Home"/>
                <onroadvehicleselection fueltypeid="1" fueltypedesc="Gasoline" sourcetypeid="11" sourcetypename="Motorcycle"/>
                <onroadvehicleselection fueltypeid="1" fueltypedesc="Gasoline" sourcetypeid="21" sourcetypename="Passenger Car"/>
                <onroadvehicleselection fueltypeid="1" fueltypedesc="Gasoline" sourcetypeid="31" sourcetypename="Passenger Truck"/>
                <onroadvehicleselection fueltypeid="1" fueltypedesc="Gasoline" sourcetypeid="51" sourcetypename="Refuse Truck"/>
                <onroadvehicleselection fueltypeid="1" fueltypedesc="Gasoline" sourcetypeid="43" sourcetypename="School Bus"/>
                <onroadvehicleselection fueltypeid="1" fueltypedesc="Gasoline" sourcetypeid="53" sourcetypename="Single Unit
Long-haul Truck"/>
                <onroadvehicleselection fueltypeid="1" fueltypedesc="Gasoline" sourcetypeid="52" sourcetypename="Single Unit
Short-haul Truck"/>
                <onroadvehicleselection fueltypeid="1" fueltypedesc="Gasoline" sourcetypeid="42" sourcetypename="Transit Bus"/>
        </onroadvehicleselections>
        <offroadvehicleselections>
        </offroadvehicleselections>
        <offroadvehiclesccs>
        </offroadvehiclesccs>
        <roadtypes separateramps="false">
                <roadtype roadtypeid="4" roadtypename="Urban Restricted Access" modelCombination="M1"/>
                <roadtype roadtypeid="5" roadtypename="Urban Unrestricted Access" modelCombination="M1"/>
        </roadtypes>
        <pollutantprocessassociations>
                <pollutantprocessassociation pollutantkey="2" pollutantname="Carbon Monoxide (CO)" processkey="1"
processname="Running Exhaust"/>
                <pollutantprocessassociation pollutantkey="2" pollutantname="Carbon Monoxide (CO)" processkey="15"
processname="Crankcase Running Exhaust"/>
        </pollutantprocessassociations>
        <databaseselections>
        </databaseselections>
        <internalcontrolstrategies>
<internalcontrolstrategy
classname="gov.epa.otaq.moves.master.implementation.ghg.internalcontrolstrategies.rateofprogress.RateOfProgressStrategy"><![CDATA[
useParameters   No

]]></internalcontrolstrategy>
        </internalcontrolstrategies>
        <inputdatabase servername="" databasename="" description=""/>
        <uncertaintyparameters uncertaintymodeenabled="false" numberofrunspersimulation="0" numberofsimulations="0"/>
        <geographicoutputdetail description="LINK"/>
        <outputemissionsbreakdownselection>
                <modelyear selected="false"/>
```

```
                <fueltype selected="false"/>
                <fuelsubtype selected="false"/>
                <emissionprocess selected="true"/>
                <onroadoffroad selected="true"/>
                <roadtype selected="false"/>
                <sourceusetype selected="false"/>
                <movesvehicletype selected="false"/>
                <onroadscc selected="false"/>
                <estimateuncertainty selected="false" numberOfIterations="2" keepSampledData="false" keepIterations="false"/>
                <sector selected="false"/>
                <engtechid selected="false"/>
                <hpclass selected="false"/>
                <regclassid selected="false"/>
        </outputemissionsbreakdownselection>
        <outputdatabase servername="" databasename="f0316_75thAve_co_2040_B_am_out" description=""/>
        <outputtimestep value="Hour"/>
        <outputvmtdata value="true"/>
        <outputsho value="false"/>
        <outputsh value="false"/>
        <outputshp value="false"/>
        <outputshidling value="false"/>
        <outputstarts value="false"/>
        <outputpopulation value="true"/>
        <scaleinputdatabase servername="localhost" databasename="f0316_75thAve_co_2040_B_am_in" description=""/>
        <pmsize value="0"/>
        <outputfactors>
                <timefactors selected="true" units="Hours"/>
                <distancefactors selected="true" units="Miles"/>
                <massfactors selected="true" units="Grams" energyunits="Joules"/>
        </outputfactors>
        <savedata>

        </savedata>

        <donotexecute>

        </donotexecute>

        <generatordatabase shouldsave="false" servername="" databasename="" description=""/>
                <donotperformfinalaggregation selected="false"/>
        <lookuptableflags scenarioid="" truncateoutput="true" truncateactivity="true" truncatebaserates="true"/>
</runspec>
```

```
<runspec version="MOVES2014b-20210112">
        <description><![CDATA[F0316 CO 2040 Build PM Emission Rates_ 75th Ave TI]]></description>
        <models>
                <model value="ONROAD"/>
        </models>
        <modelscale value="Inv"/>
        <modeldomain value="PROJECT"/>
        <geographicselections>
                <geographicselection type="COUNTY" key="4013" description="ARIZONA - Maricopa County"/>
        </geographicselections>
        <timespan>
                <year key="2040"/>
                <month id="1"/>
                <day id="5"/>
                <beginhour id="18"/>
                <endhour id="18"/>
                <aggregateBy key="Hour"/>
        </timespan>
        <onroadvehicleselections>
                <onroadvehicleselection fueltypeid="3" fueltypedesc="Compressed Natural Gas (CNG)" sourcetypeid="42"
sourcetypename="Transit Bus"/>
                <onroadvehicleselection fueltypeid="2" fueltypedesc="Diesel Fuel" sourcetypeid="62" sourcetypename="Combination
Long-haul Truck"/>
                <onroadvehicleselection fueltypeid="2" fueltypedesc="Diesel Fuel" sourcetypeid="61" sourcetypename="Combination
Short-haul Truck"/>
                <onroadvehicleselection fueltypeid="2" fueltypedesc="Diesel Fuel" sourcetypeid="41" sourcetypename="Intercity Bus"/>
                <onroadvehicleselection fueltypeid="2" fueltypedesc="Diesel Fuel" sourcetypeid="32" sourcetypename="Light Commercial
Truck"/>
                <onroadvehicleselection fueltypeid="2" fueltypedesc="Diesel Fuel" sourcetypeid="54" sourcetypename="Motor Home"/>
                <onroadvehicleselection fueltypeid="2" fueltypedesc="Diesel Fuel" sourcetypeid="21" sourcetypename="Passenger Car"/>
                <onroadvehicleselection fueltypeid="2" fueltypedesc="Diesel Fuel" sourcetypeid="31" sourcetypename="Passenger
Truck"/>
                <onroadvehicleselection fueltypeid="2" fueltypedesc="Diesel Fuel" sourcetypeid="51" sourcetypename="Refuse Truck"/>
                <onroadvehicleselection fueltypeid="2" fueltypedesc="Diesel Fuel" sourcetypeid="43" sourcetypename="School Bus"/>
                <onroadvehicleselection fueltypeid="2" fueltypedesc="Diesel Fuel" sourcetypeid="53" sourcetypename="Single Unit
Long-haul Truck"/>
                <onroadvehicleselection fueltypeid="2" fueltypedesc="Diesel Fuel" sourcetypeid="52" sourcetypename="Single Unit
Short-haul Truck"/>
                <onroadvehicleselection fueltypeid="2" fueltypedesc="Diesel Fuel" sourcetypeid="42" sourcetypename="Transit Bus"/>
                <onroadvehicleselection fueltypeid="9" fueltypedesc="Electricity" sourcetypeid="32" sourcetypename="Light Commercial
Truck"/>
                <onroadvehicleselection fueltypeid="9" fueltypedesc="Electricity" sourcetypeid="21" sourcetypename="Passenger Car"/>
                <onroadvehicleselection fueltypeid="9" fueltypedesc="Electricity" sourcetypeid="31" sourcetypename="Passenger
Truck"/>
                <onroadvehicleselection fueltypeid="5" fueltypedesc="Ethanol (E-85)" sourcetypeid="32" sourcetypename="Light
Commercial Truck"/>
                <onroadvehicleselection fueltypeid="5" fueltypedesc="Ethanol (E-85)" sourcetypeid="21" sourcetypename="Passenger
```

```
Car"/>
                <onroadvehicleselection fueltypeid="5" fueltypedesc="Ethanol (E-85)" sourcetypeid="31" sourcetypename="Passenger
Truck"/>
                <onroadvehicleselection fueltypeid="1" fueltypedesc="Gasoline" sourcetypeid="61" sourcetypename="Combination
Short-haul Truck"/>
                <onroadvehicleselection fueltypeid="1" fueltypedesc="Gasoline" sourcetypeid="32" sourcetypename="Light Commercial
Truck"/>
                <onroadvehicleselection fueltypeid="1" fueltypedesc="Gasoline" sourcetypeid="54" sourcetypename="Motor Home"/>
                <onroadvehicleselection fueltypeid="1" fueltypedesc="Gasoline" sourcetypeid="11" sourcetypename="Motorcycle"/>
                <onroadvehicleselection fueltypeid="1" fueltypedesc="Gasoline" sourcetypeid="21" sourcetypename="Passenger Car"/>
                <onroadvehicleselection fueltypeid="1" fueltypedesc="Gasoline" sourcetypeid="31" sourcetypename="Passenger Truck"/>
                <onroadvehicleselection fueltypeid="1" fueltypedesc="Gasoline" sourcetypeid="51" sourcetypename="Refuse Truck"/>
                <onroadvehicleselection fueltypeid="1" fueltypedesc="Gasoline" sourcetypeid="43" sourcetypename="School Bus"/>
                <onroadvehicleselection fueltypeid="1" fueltypedesc="Gasoline" sourcetypeid="53" sourcetypename="Single Unit
Long-haul Truck"/>
                <onroadvehicleselection fueltypeid="1" fueltypedesc="Gasoline" sourcetypeid="52" sourcetypename="Single Unit
Short-haul Truck"/>
                <onroadvehicleselection fueltypeid="1" fueltypedesc="Gasoline" sourcetypeid="42" sourcetypename="Transit Bus"/>
        </onroadvehicleselections>
        <offroadvehicleselections>
        </offroadvehicleselections>
        <offroadvehiclesccs>
        </offroadvehiclesccs>
        <roadtypes separateramps="false">
                <roadtype roadtypeid="4" roadtypename="Urban Restricted Access" modelCombination="M1"/>
                <roadtype roadtypeid="5" roadtypename="Urban Unrestricted Access" modelCombination="M1"/>
        </roadtypes>
        <pollutantprocessassociations>
                <pollutantprocessassociation pollutantkey="2" pollutantname="Carbon Monoxide (CO)" processkey="1"
processname="Running Exhaust"/>
                <pollutantprocessassociation pollutantkey="2" pollutantname="Carbon Monoxide (CO)" processkey="15"
processname="Crankcase Running Exhaust"/>
        </pollutantprocessassociations>
        <databaseselections>
        </databaseselections>
        <internalcontrolstrategies>
<internalcontrolstrategy
classname="gov.epa.otaq.moves.master.implementation.ghg.internalcontrolstrategies.rateofprogress.RateOfProgressStrategy"><![CDATA[
useParameters   No

]]></internalcontrolstrategy>
        </internalcontrolstrategies>
        <inputdatabase servername="" databasename="" description=""/>
        <uncertaintyparameters uncertaintymodeenabled="false" numberofrunspersimulation="0" numberofsimulations="0"/>
        <geographicoutputdetail description="LINK"/>
        <outputemissionsbreakdownselection>
                <modelyear selected="false"/>
```

```
                <fueltype selected="false"/>
                <fuelsubtype selected="false"/>
                <emissionprocess selected="true"/>
                <onroadoffroad selected="true"/>
                <roadtype selected="false"/>
                <sourceusetype selected="false"/>
                <movesvehicletype selected="false"/>
                <onroadscc selected="false"/>
                <estimateuncertainty selected="false" numberOfIterations="2" keepSampledData="false" keepIterations="false"/>
                <sector selected="false"/>
                <engtechid selected="false"/>
                <hpclass selected="false"/>
                <regclassid selected="false"/>
        </outputemissionsbreakdownselection>
        <outputdatabase servername="" databasename="f0316_75thAve_co_2040_B_pm_out" description=""/>
        <outputtimestep value="Hour"/>
        <outputvmtdata value="true"/>
        <outputsho value="false"/>
        <outputsh value="false"/>
        <outputshp value="false"/>
        <outputshidling value="false"/>
        <outputstarts value="false"/>
        <outputpopulation value="true"/>
        <scaleinputdatabase servername="localhost" databasename="f0316_75thAve_co_2040_B_pm_in" description=""/>
        <pmsize value="0"/>
        <outputfactors>
                <timefactors selected="true" units="Hours"/>
                <distancefactors selected="true" units="Miles"/>
                <massfactors selected="true" units="Grams" energyunits="Joules"/>
        </outputfactors>
        <savedata>

        </savedata>

        <donotexecute>

        </donotexecute>

        <generatordatabase shouldsave="false" servername="" databasename="" description=""/>
                <donotperformfinalaggregation selected="false"/>
        <lookuptableflags scenarioid="" truncateoutput="true" truncateactivity="true" truncatebaserates="true"/>
</runspec>
```

```
<runspec version="MOVES2014b-20210112">
        <description><![CDATA[F0316 CO 2040 No Build AM Emission Rates_ 75thg Ave TI]]></description>
        <models>
                <model value="ONROAD"/>
        </models>
        <modelscale value="Inv"/>
        <modeldomain value="PROJECT"/>
        <geographicselections>
                <geographicselection type="COUNTY" key="4013" description="ARIZONA - Maricopa County"/>
        </geographicselections>
        <timespan>
                <year key="2040"/>
                <month id="1"/>
                <day id="5"/>
                <beginhour id="8"/>
                <endhour id="8"/>
                <aggregateBy key="Hour"/>
        </timespan>
        <onroadvehicleselections>
                <onroadvehicleselection fueltypeid="3" fueltypedesc="Compressed Natural Gas (CNG)" sourcetypeid="42"
sourcetypename="Transit Bus"/>
                <onroadvehicleselection fueltypeid="2" fueltypedesc="Diesel Fuel" sourcetypeid="62" sourcetypename="Combination
Long-haul Truck"/>
                <onroadvehicleselection fueltypeid="2" fueltypedesc="Diesel Fuel" sourcetypeid="61" sourcetypename="Combination
Short-haul Truck"/>
                <onroadvehicleselection fueltypeid="2" fueltypedesc="Diesel Fuel" sourcetypeid="41" sourcetypename="Intercity Bus"/>
                <onroadvehicleselection fueltypeid="2" fueltypedesc="Diesel Fuel" sourcetypeid="32" sourcetypename="Light Commercial
Truck"/>
                <onroadvehicleselection fueltypeid="2" fueltypedesc="Diesel Fuel" sourcetypeid="54" sourcetypename="Motor Home"/>
                <onroadvehicleselection fueltypeid="2" fueltypedesc="Diesel Fuel" sourcetypeid="21" sourcetypename="Passenger Car"/>
                <onroadvehicleselection fueltypeid="2" fueltypedesc="Diesel Fuel" sourcetypeid="31" sourcetypename="Passenger
Truck"/>
                <onroadvehicleselection fueltypeid="2" fueltypedesc="Diesel Fuel" sourcetypeid="51" sourcetypename="Refuse Truck"/>
                <onroadvehicleselection fueltypeid="2" fueltypedesc="Diesel Fuel" sourcetypeid="43" sourcetypename="School Bus"/>
                <onroadvehicleselection fueltypeid="2" fueltypedesc="Diesel Fuel" sourcetypeid="53" sourcetypename="Single Unit
Long-haul Truck"/>
                <onroadvehicleselection fueltypeid="2" fueltypedesc="Diesel Fuel" sourcetypeid="52" sourcetypename="Single Unit
Short-haul Truck"/>
                <onroadvehicleselection fueltypeid="2" fueltypedesc="Diesel Fuel" sourcetypeid="42" sourcetypename="Transit Bus"/>
                <onroadvehicleselection fueltypeid="9" fueltypedesc="Electricity" sourcetypeid="32" sourcetypename="Light Commercial
Truck"/>
                <onroadvehicleselection fueltypeid="9" fueltypedesc="Electricity" sourcetypeid="21" sourcetypename="Passenger Car"/>
                <onroadvehicleselection fueltypeid="9" fueltypedesc="Electricity" sourcetypeid="31" sourcetypename="Passenger
Truck"/>
                <onroadvehicleselection fueltypeid="5" fueltypedesc="Ethanol (E-85)" sourcetypeid="32" sourcetypename="Light
Commercial Truck"/>
                <onroadvehicleselection fueltypeid="5" fueltypedesc="Ethanol (E-85)" sourcetypeid="21" sourcetypename="Passenger
```

```
Car"/>
                <onroadvehicleselection fueltypeid="5" fueltypedesc="Ethanol (E-85)" sourcetypeid="31" sourcetypename="Passenger
Truck"/>
                <onroadvehicleselection fueltypeid="1" fueltypedesc="Gasoline" sourcetypeid="61" sourcetypename="Combination
Short-haul Truck"/>
                <onroadvehicleselection fueltypeid="1" fueltypedesc="Gasoline" sourcetypeid="32" sourcetypename="Light Commercial
Truck"/>
                <onroadvehicleselection fueltypeid="1" fueltypedesc="Gasoline" sourcetypeid="54" sourcetypename="Motor Home"/>
                <onroadvehicleselection fueltypeid="1" fueltypedesc="Gasoline" sourcetypeid="11" sourcetypename="Motorcycle"/>
                <onroadvehicleselection fueltypeid="1" fueltypedesc="Gasoline" sourcetypeid="21" sourcetypename="Passenger Car"/>
                <onroadvehicleselection fueltypeid="1" fueltypedesc="Gasoline" sourcetypeid="31" sourcetypename="Passenger Truck"/>
                <onroadvehicleselection fueltypeid="1" fueltypedesc="Gasoline" sourcetypeid="51" sourcetypename="Refuse Truck"/>
                <onroadvehicleselection fueltypeid="1" fueltypedesc="Gasoline" sourcetypeid="43" sourcetypename="School Bus"/>
                <onroadvehicleselection fueltypeid="1" fueltypedesc="Gasoline" sourcetypeid="53" sourcetypename="Single Unit
Long-haul Truck"/>
                <onroadvehicleselection fueltypeid="1" fueltypedesc="Gasoline" sourcetypeid="52" sourcetypename="Single Unit
Short-haul Truck"/>
                <onroadvehicleselection fueltypeid="1" fueltypedesc="Gasoline" sourcetypeid="42" sourcetypename="Transit Bus"/>
        </onroadvehicleselections>
        <offroadvehicleselections>
        </offroadvehicleselections>
        <offroadvehiclesccs>
        </offroadvehiclesccs>
        <roadtypes separateramps="false">
                <roadtype roadtypeid="4" roadtypename="Urban Restricted Access" modelCombination="M1"/>
                <roadtype roadtypeid="5" roadtypename="Urban Unrestricted Access" modelCombination="M1"/>
        </roadtypes>
        <pollutantprocessassociations>
                <pollutantprocessassociation pollutantkey="2" pollutantname="Carbon Monoxide (CO)" processkey="1"
processname="Running Exhaust"/>
                <pollutantprocessassociation pollutantkey="2" pollutantname="Carbon Monoxide (CO)" processkey="15"
processname="Crankcase Running Exhaust"/>
        </pollutantprocessassociations>
        <databaseselections>
        </databaseselections>
        <internalcontrolstrategies>
<internalcontrolstrategy
classname="gov.epa.otaq.moves.master.implementation.ghg.internalcontrolstrategies.rateofprogress.RateOfProgressStrategy"><![CDATA[
useParameters   No

]]></internalcontrolstrategy>
        </internalcontrolstrategies>
        <inputdatabase servername="" databasename="" description=""/>
        <uncertaintyparameters uncertaintymodeenabled="false" numberofrunspersimulation="0" numberofsimulations="0"/>
        <geographicoutputdetail description="LINK"/>
        <outputemissionsbreakdownselection>
                <modelyear selected="false"/>
```

```
                <fueltype selected="false"/>
                <fuelsubtype selected="false"/>
                <emissionprocess selected="true"/>
                <onroadoffroad selected="true"/>
                <roadtype selected="false"/>
                <sourceusetype selected="false"/>
                <movesvehicletype selected="false"/>
                <onroadscc selected="false"/>
                <estimateuncertainty selected="false" numberOfIterations="2" keepSampledData="false" keepIterations="false"/>
                <sector selected="false"/>
                <engtechid selected="false"/>
                <hpclass selected="false"/>
                <regclassid selected="false"/>
        </outputemissionsbreakdownselection>
        <outputdatabase servername="" databasename="f0316_75thAve_co_2040_NB_am_out" description=""/>
        <outputtimestep value="Hour"/>
        <outputvmtdata value="true"/>
        <outputsho value="false"/>
        <outputsh value="false"/>
        <outputshp value="false"/>
        <outputshidling value="false"/>
        <outputstarts value="false"/>
        <outputpopulation value="true"/>
        <scaleinputdatabase servername="localhost" databasename="f0316_75thAve_co_2040_NB_am_in" description=""/>
        <pmsize value="0"/>
        <outputfactors>
                <timefactors selected="true" units="Hours"/>
                <distancefactors selected="true" units="Miles"/>
                <massfactors selected="true" units="Grams" energyunits="Joules"/>
        </outputfactors>
        <savedata>

        </savedata>

        <donotexecute>

        </donotexecute>

        <generatordatabase shouldsave="false" servername="" databasename="" description=""/>
                <donotperformfinalaggregation selected="false"/>
        <lookuptableflags scenarioid="" truncateoutput="true" truncateactivity="true" truncatebaserates="true"/>
</runspec>
```

```
<runspec version="MOVES2014b-20210112">
        <description><![CDATA[F0316 CO 2040 No Build PM Emission Rates_ 75th Ave TI]]></description>
        <models>
                <model value="ONROAD"/>
        </models>
        <modelscale value="Inv"/>
        <modeldomain value="PROJECT"/>
        <geographicselections>
                <geographicselection type="COUNTY" key="4013" description="ARIZONA - Maricopa County"/>
        </geographicselections>
        <timespan>
                <year key="2040"/>
                <month id="1"/>
                <day id="5"/>
                <beginhour id="18"/>
                <endhour id="18"/>
                <aggregateBy key="Hour"/>
        </timespan>
        <onroadvehicleselections>
                <onroadvehicleselection fueltypeid="3" fueltypedesc="Compressed Natural Gas (CNG)" sourcetypeid="42"
sourcetypename="Transit Bus"/>
                <onroadvehicleselection fueltypeid="2" fueltypedesc="Diesel Fuel" sourcetypeid="62" sourcetypename="Combination
Long-haul Truck"/>
                <onroadvehicleselection fueltypeid="2" fueltypedesc="Diesel Fuel" sourcetypeid="61" sourcetypename="Combination
Short-haul Truck"/>
                <onroadvehicleselection fueltypeid="2" fueltypedesc="Diesel Fuel" sourcetypeid="41" sourcetypename="Intercity Bus"/>
                <onroadvehicleselection fueltypeid="2" fueltypedesc="Diesel Fuel" sourcetypeid="32" sourcetypename="Light Commercial
Truck"/>
                <onroadvehicleselection fueltypeid="2" fueltypedesc="Diesel Fuel" sourcetypeid="54" sourcetypename="Motor Home"/>
                <onroadvehicleselection fueltypeid="2" fueltypedesc="Diesel Fuel" sourcetypeid="21" sourcetypename="Passenger Car"/>
                <onroadvehicleselection fueltypeid="2" fueltypedesc="Diesel Fuel" sourcetypeid="31" sourcetypename="Passenger
Truck"/>
                <onroadvehicleselection fueltypeid="2" fueltypedesc="Diesel Fuel" sourcetypeid="51" sourcetypename="Refuse Truck"/>
                <onroadvehicleselection fueltypeid="2" fueltypedesc="Diesel Fuel" sourcetypeid="43" sourcetypename="School Bus"/>
                <onroadvehicleselection fueltypeid="2" fueltypedesc="Diesel Fuel" sourcetypeid="53" sourcetypename="Single Unit
Long-haul Truck"/>
                <onroadvehicleselection fueltypeid="2" fueltypedesc="Diesel Fuel" sourcetypeid="52" sourcetypename="Single Unit
Short-haul Truck"/>
                <onroadvehicleselection fueltypeid="2" fueltypedesc="Diesel Fuel" sourcetypeid="42" sourcetypename="Transit Bus"/>
                <onroadvehicleselection fueltypeid="9" fueltypedesc="Electricity" sourcetypeid="32" sourcetypename="Light Commercial
Truck"/>
                <onroadvehicleselection fueltypeid="9" fueltypedesc="Electricity" sourcetypeid="21" sourcetypename="Passenger Car"/>
                <onroadvehicleselection fueltypeid="9" fueltypedesc="Electricity" sourcetypeid="31" sourcetypename="Passenger
Truck"/>
                <onroadvehicleselection fueltypeid="5" fueltypedesc="Ethanol (E-85)" sourcetypeid="32" sourcetypename="Light
Commercial Truck"/>
                <onroadvehicleselection fueltypeid="5" fueltypedesc="Ethanol (E-85)" sourcetypeid="21" sourcetypename="Passenger
```

```
Car"/>
                <onroadvehicleselection fueltypeid="5" fueltypedesc="Ethanol (E-85)" sourcetypeid="31" sourcetypename="Passenger
Truck"/>
                <onroadvehicleselection fueltypeid="1" fueltypedesc="Gasoline" sourcetypeid="61" sourcetypename="Combination
Short-haul Truck"/>
                <onroadvehicleselection fueltypeid="1" fueltypedesc="Gasoline" sourcetypeid="32" sourcetypename="Light Commercial
Truck"/>
                <onroadvehicleselection fueltypeid="1" fueltypedesc="Gasoline" sourcetypeid="54" sourcetypename="Motor Home"/>
                <onroadvehicleselection fueltypeid="1" fueltypedesc="Gasoline" sourcetypeid="11" sourcetypename="Motorcycle"/>
                <onroadvehicleselection fueltypeid="1" fueltypedesc="Gasoline" sourcetypeid="21" sourcetypename="Passenger Car"/>
                <onroadvehicleselection fueltypeid="1" fueltypedesc="Gasoline" sourcetypeid="31" sourcetypename="Passenger Truck"/>
                <onroadvehicleselection fueltypeid="1" fueltypedesc="Gasoline" sourcetypeid="51" sourcetypename="Refuse Truck"/>
                <onroadvehicleselection fueltypeid="1" fueltypedesc="Gasoline" sourcetypeid="43" sourcetypename="School Bus"/>
                <onroadvehicleselection fueltypeid="1" fueltypedesc="Gasoline" sourcetypeid="53" sourcetypename="Single Unit
Long-haul Truck"/>
                <onroadvehicleselection fueltypeid="1" fueltypedesc="Gasoline" sourcetypeid="52" sourcetypename="Single Unit
Short-haul Truck"/>
                <onroadvehicleselection fueltypeid="1" fueltypedesc="Gasoline" sourcetypeid="42" sourcetypename="Transit Bus"/>
        </onroadvehicleselections>
        <offroadvehicleselections>
        </offroadvehicleselections>
        <offroadvehiclesccs>
        </offroadvehiclesccs>
        <roadtypes separateramps="false">
                <roadtype roadtypeid="4" roadtypename="Urban Restricted Access" modelCombination="M1"/>
                <roadtype roadtypeid="5" roadtypename="Urban Unrestricted Access" modelCombination="M1"/>
        </roadtypes>
        <pollutantprocessassociations>
                <pollutantprocessassociation pollutantkey="2" pollutantname="Carbon Monoxide (CO)" processkey="1"
processname="Running Exhaust"/>
                <pollutantprocessassociation pollutantkey="2" pollutantname="Carbon Monoxide (CO)" processkey="15"
processname="Crankcase Running Exhaust"/>
        </pollutantprocessassociations>
        <databaseselections>
        </databaseselections>
        <internalcontrolstrategies>
<internalcontrolstrategy
classname="gov.epa.otaq.moves.master.implementation.ghg.internalcontrolstrategies.rateofprogress.RateOfProgressStrategy"><![CDATA[
useParameters   No

]]></internalcontrolstrategy>
        </internalcontrolstrategies>
        <inputdatabase servername="" databasename="" description=""/>
        <uncertaintyparameters uncertaintymodeenabled="false" numberofrunspersimulation="0" numberofsimulations="0"/>
        <geographicoutputdetail description="LINK"/>
        <outputemissionsbreakdownselection>
                <modelyear selected="false"/>
```

```
                <fueltype selected="false"/>
                <fuelsubtype selected="false"/>
                <emissionprocess selected="true"/>
                <onroadoffroad selected="true"/>
                <roadtype selected="false"/>
                <sourceusetype selected="false"/>
                <movesvehicletype selected="false"/>
                <onroadscc selected="false"/>
                <estimateuncertainty selected="false" numberOfIterations="2" keepSampledData="false" keepIterations="false"/>
                <sector selected="false"/>
                <engtechid selected="false"/>
                <hpclass selected="false"/>
                <regclassid selected="false"/>
        </outputemissionsbreakdownselection>
        <outputdatabase servername="" databasename="f0316_75thAve_co_2040_NB_pm_out" description=""/>
        <outputtimestep value="Hour"/>
        <outputvmtdata value="true"/>
        <outputsho value="false"/>
        <outputsh value="false"/>
        <outputshp value="false"/>
        <outputshidling value="false"/>
        <outputstarts value="false"/>
        <outputpopulation value="true"/>
        <scaleinputdatabase servername="localhost" databasename="f0316_75thAve_co_2040_NB_pm_in" description=""/>
        <pmsize value="0"/>
        <outputfactors>
                <timefactors selected="true" units="Hours"/>
                <distancefactors selected="true" units="Miles"/>
                <massfactors selected="true" units="Grams" energyunits="Joules"/>
        </outputfactors>
        <savedata>

        </savedata>

        <donotexecute>

        </donotexecute>

        <generatordatabase shouldsave="false" servername="" databasename="" description=""/>
                <donotperformfinalaggregation selected="false"/>
        <lookuptableflags scenarioid="" truncateoutput="true" truncateactivity="true" truncatebaserates="true"/>
</runspec>
```

CAL3QHC: LINE SOURCE DISPERSION MODEL - VERSION 2.0 Dated 95221 PAGE 1

JOB: SR101L&27thAveTI(2020Existing) RUN: 2020Exist 27thAve TI AM

DATE : 8/27/21
TIME : 10: 0:39

The MODE flag has been set to C for calculating CO averages.

SITE & METEOROLOGICAL VARIABLES

VS = 0.0 CM/S VD = 0.0 CM/S Z0 = 108. CM
U = 1.0 M/S CLAS = 4 (D) ATIM = 60. MINUTES MIXH = 1000. M AMB = 0.0 PPM

LINK VARIABLES

	LINK DESCRIPTION	LINK COORDINATES (FT) X1	Y1	X2	Y2	LENGTH (FT)	BRG (DEG)	TYPE	VPH	EF (G/MI)	H (FT)	W (FT)	V/C	QUEUE (VEH)
1.	1_SR101_EB_ML_S1	637440.3	971029.7	638442.6	971027.9	1002.	90.	DP	3308.	1.1	-10.0	68.0		
2.	2_SR101_EB_ML_S2	638442.6	971027.9	630131.2	971022.2	8311.	270.	DP	3308.	2.0	-20.0	68.0		
3.	3_SR101_WB_ML_S1	638443.7	971098.7	637440.1	971099.6	1004.	270.	DP	2334.	4.0	-10.0	68.0		
4.	4_SR101_WB_ML_S2	640134.8	971092.9	638443.7	971098.7	1691.	270.	DP	2334.	2.1	-20.0	68.0		
5.	5_EB_frontage_road_S	637423.5	970820.2	638660.7	970758.0	1239.	93.	AG	459.	3.0	0.0	44.0		
6.	6_EB_27th_Ave_offram	637443.3	970904.3	638661.0	970779.7	1224.	96.	AG	841.	2.6	0.0	32.0		
7.	7_EB_frontage_road_S	638660.8	970769.4	639067.9	970743.6	408.	94.	AG	1300.	2.1	0.0	68.0		
8.	8_EB_27th_Ave_offram	638978.2	970722.1	639034.0	970679.3	70.	127.	AG	371.	2.0	0.0	32.0		
9.	9_Ramp_ES/EN	637442.2	970938.9	638795.2	970904.7	1353.	91.	FL	3090.	2.4	10.0	44.0		
10.	10_Ramp_ES_S1	638794.7	970892.5	639304.3	970832.8	513.	97.	BR	1265.	4.2	20.0	44.0		
11.	11_Ramp_ES_S2	639304.3	970832.8	639705.4	970619.2	454.	118.	BR	1265.	2.2	30.0	44.0		
12.	12_Ramp_ES_S3	639705.4	970619.2	639935.2	970203.8	475.	151.	BR	1265.	2.2	25.0	44.0		
13.	13_Ramp_EN_S1	638794.9	970913.6	639565.3	970896.3	771.	91.	BR	1825.	2.9	30.0	32.0		
14.	14_Ramp_EN_S2	639565.3	970896.3	639947.8	970953.8	387.	81.	BR	1825.	2.9	30.0	32.0		
15.	15_27th_Ave_NB_onram	639119.2	970672.2	639178.9	970724.4	79.	49.	AG	249.	1.9	0.0	32.0		
16.	16_EB_frontage_road_	639066.2	970741.8	639597.9	970713.2	532.	93.	AG	1607.	2.2	0.0	56.0		
17.	17_EB_frontage_road_	639597.9	970713.2	640023.7	970750.5	427.	85.	AG	1607.	2.2	0.0	56.0		
18.	18_Ramp_NW_S1	640060.3	971234.1	639717.6	971359.4	365.	290.	BR	537.	2.2	25.0	44.0		
19.	19_Ramp_NW_S2	639717.6	971359.4	639320.2	971327.1	399.	265.	BR	537.	1.6	20.0	44.0		
20.	20_Ramp_NW_S3	639320.2	971327.1	638730.5	971227.6	598.	260.	BR	537.	0.9	20.0	44.0		
21.	21a_Ramp_NW_S4	638729.0	971234.7	638226.7	971189.5	504.	265.	FL	2019.	1.4	10.0	44.0		
22.	21b_Ramp_NW_S4	638226.7	971189.5	637444.4	971170.5	783.	269.	FL	2019.	1.4	10.0	44.0		
23.	22_Ramp_SW_S1	640052.4	971989.1	639817.5	971588.5	464.	210.	BR	1482.	1.4	20.0	32.0		
24.	23_Ramp_SW_S2	639817.5	971588.5	639311.0	971361.4	555.	246.	BR	1482.	1.4	20.0	32.0		
25.	24_Ramp_SW_S3	639311.0	971361.4	638726.1	971248.9	596.	259.	BR	1482.	1.1	20.0	32.0		
26.	25_WB_frontage_road_	640020.0	971464.2	639549.7	971458.1	470.	269.	AG	1253.	2.4	0.0	56.0		
27.	26_WB_frontage_road_	639549.7	971458.1	639075.2	971414.9	476.	265.	AG	1253.	2.1	0.0	56.0		
28.	27_WB_27th_Ave_FR_RT	639198.7	971444.5	639122.4	971513.6	103.	312.	AG	498.	2.1	0.0	32.0		

```
29. 28_WB_27th_Ave_onram* 639025.6  971471.1  638976.4  971416.7 *      73.   222. AG     82.   1.9   0.0 32.0
30. 29_WB_frontage_road_* 639073.9  971414.9  638583.8  971359.1 *     493.   264. AG    979.   2.1   0.0 56.0
31. 30_WB_frontage_road_* 638581.7  971370.2  637449.5  971281.4 *    1136.   266. AG    561.   3.2   0.0 44.0
32. 31_WB_27th_Ave_onram* 638586.6  971344.8  637443.3  971193.3 *    1153.   262. AG    367.   2.0   0.0 44.0
33. 32_SB 27th Ave S1   * 639026.8  972069.6  639046.2  971428.2 *     642.   178. AG    683.   2.2   0.0 68.0
34. 33_SB 27th Ave S2   * 639046.2  971428.2  639044.2  970722.6 *     706.   180. BR    896.   2.3   0.0 56.0
35. 34_SB 27th Ave S3   * 639044.2  970722.6  639040.4  970160.7 *     562.   180. AG    798.   2.3   0.0 56.0
36. 35_SB 27th_Ave_LT_to* 639064.7  970792.0  639145.3  970726.3 *     104.   129. AG    469.   2.1   0.0 32.0
37. 36_NB_27th_Ave_S1   * 639098.4  970162.8  639092.7  970721.9 *     559.   359. AG    623.   2.2   0.0 68.0
38. 37_NB_27th_Ave_S2   * 639092.7  970721.9  639099.2  971427.4 *     706.     1. BR    533.   2.1   0.0 56.0
39. 38_NB_27th_Ave_S3   * 639099.2  971427.4  639099.9  972066.7 *     639.     0. AG    594.   2.2   0.0 44.0
40. 39_NB_27th_Ave_LT_to* 639077.0  971356.5  638998.9  971418.2 *     100.   308. AG    436.   2.1   0.0 32.0
41. 40_SB_27th_Ave_Queue* 639043.8  971467.7  639043.4  971581.1 *     113.   360. AG     64. 100.0   0.0 48.0 0.45   5.8
42. 41T_SB_27th_Ave_Brid* 639054.2  970792.8  639053.6  970885.3 *      92.   360. BR     24. 100.0   0.0 24.0 0.29   4.7
43. 41L_SB_27th_Ave_Brid* 639067.1  970792.8  639062.6  971424.7 *     632.   360. BR     16. 100.0   0.0 12.0 1.07  32.1
44. 42_EB_27th_Ave_offra* 639008.4  970736.9  638889.9  970748.0 *     119.   275. AG     40. 100.0   0.0 48.0 0.38   6.0
                                                                                                      PAGE  2
JOB: SR101L&27thAveTI(2020Existing)                       RUN: 2020Exist 27thAve TI AM

DATE :  8/27/21
TIME : 10: 0:39

 LINK VARIABLES
 --------------
   LINK DESCRIPTION     *         LINK COORDINATES (FT)          *    LENGTH  BRG TYPE   VPH    EF      H   W    V/C QUEUE
                        *   X1        Y1        X2        Y2     *     (FT)  (DEG)            (G/MI)  (FT) (FT)       (VEH)
------------------------*----------------------------------------*-----------------------------------------------------
45. 43_NB_27th_Ave_Queue* 639100.3  970668.7  639100.1  970562.3 *     106.   180. AG     74. 100.0   0.0 48.0 0.80   5.4
46. 44T_NB_27th_Ave_Brid* 639099.4  971357.1  639099.4  971345.4 *      12.   180. BR     12. 100.0   0.0 24.0 0.04   0.6
47. 44L_NB_27th_Ave_Brid* 639079.3  971357.1  639080.7  971144.9 *     212.   180. BR     12. 100.0   0.0 12.0 0.58  10.8
48. 45_WB_27th_Ave_FR_Qu* 639130.7  971417.8  639337.3  971438.0 *     208.    84. AG     47. 100.0   0.0 36.0 0.76  10.5
                                                                                                      PAGE  3
JOB: SR101L&27thAveTI(2020Existing)                       RUN: 2020Exist 27thAve TI AM

DATE :  8/27/21
TIME : 10: 0:39

 ADDITIONAL QUEUE LINK PARAMETERS
 --------------------------------
   LINK DESCRIPTION     *    CYCLE    RED     CLEARANCE  APPROACH  SATURATION   IDLE   SIGNAL   ARRIVAL
                        *    LENGTH   TIME    LOST TIME    VOL     FLOW RATE   EM FAC   TYPE     RATE
                        *     (SEC)   (SEC)    (SEC)      (VPH)      (VPH)    (gm/hr)
------------------------*------------------------------ --------- -------------------- ----------------
41. 40_SB_27th_Ave_Queue*     167      122       5.0       683       1670       8.21      2        3
42. 41T_SB_27th_Ave_Brid*     146       79       5.0       428       1780       8.21      2        3
43. 41L_SB_27th_Ave_Brid*     146      103       5.0       469       1781       8.21      2        3
44. 42_EB_27th_Ave_offra*     146       67       5.0      1300       1727       8.21      2        3
```

```
 45. 43_NB_27th_Ave_Queue*     146      122       5.0       623       1670       8.21      2         3
 46. 44T_NB_27th_Ave_Brid*     167       45       5.0        97       1780       8.21      2         3
 47. 44L_NB_27th_Ave_Brid*     167       89       5.0       436       1781       8.21      2         3
 48. 45_WB_27th_Ave_FR_Qu*     167      119       5.0       959       1711       8.21      2         3

  RECEPTOR LOCATIONS
  ------------------
                          *           COORDINATES (FT)          *
    RECEPTOR              *      X          Y          Z        *
-------------------------*-------------------------------------*
 1. R1                    *    639136.5   972027.7        5.9   *
 2. R2                    *    639135.2   971945.6        5.9   *
 3. R3                    *    639134.0   971863.6        5.9   *
 4. R4                    *    639132.6   971781.7        5.9   *
 5. R5                    *    639131.4   971699.7        5.9   *
 6. R6                    *    639133.2   971617.9        5.9   *
 7. R7                    *    639127.5   971536.2        5.9   *
 8. R8                    *    639169.1   971464.8        5.9   *
 9. R9                    *    639125.1   971390.4        5.9   *
10. R10                   *    639210.0   971535.5        5.9   *
11. R11                   *    639292.0   971535.4        5.9   *
12. R12                   *    639374.0   971535.2        5.9   *
13. R13                   *    639456.0   971535.0        5.9   *
14. R14                   *    639538.0   971534.9        5.9   *
15. R15                   *    639617.6   971554.4        5.9   *
16. R16                   *    639690.3   971592.4        5.9   *
17. R17                   *    639758.4   971638.2        5.9   *
18. R18                   *    639820.9   971691.3        5.9   *
19. R19                   *    639877.1   971750.8        5.9   *
20. R20                   *    639926.5   971816.4        5.9   *
21. R21                   *    639968.3   971886.9        5.9   *
22. R22                   *    640002.0   971961.6        5.9   *
23. R23                   *    639847.8   970243.4        5.9   *
24. R24                   *    639817.3   970319.5        5.9   *
25. R25                   *    639778.4   970391.7        5.9   *
26. R26                   *    639731.5   970458.9        5.9   *
27. R27                   *    639677.3   970520.4        5.9   *
28. R28                   *    639616.3   970575.3        5.9   *
29. R29                   *    639549.7   970623.1        5.9   *
30. R30                   *    639468.9   970637.5        5.9   *
31. R31                   *    639387.3   970646.0        5.9   *
32. R32                   *    639305.7   970654.5        5.9   *
33. R33                   *    639224.2   970663.1        5.9   *
34. R34                   *    639126.1   970772.1        5.9   *
35. R35                   *    639142.7   970671.7        5.9   *
36. R36                   *    639143.1   970589.6        5.9   *
37. R37                   *    639141.5   970507.7        5.9   *
```

JOB: SR101L&27thAveTI(2020Existing) RUN: 2020Exist 27thAve TI AM

DATE : 8/27/21
TIME : 10: 0:39

RECEPTOR LOCATIONS

RECEPTOR	COORDINATES (FT) X	Y	Z
38. R38	639136.5	970425.8	5.9
39. R39	639135.2	970343.9	5.9
40. R40	639134.0	970261.9	5.9
41. R41	639132.6	970179.8	5.9

JOB: SR101L&27thAveTI(2020Existing) RUN: 2020Exist 27thAve TI AM

MODEL RESULTS

REMARKS : In search of the angle corresponding to the maximum concentration, only the first angle, of the angles with same maximum concentrations, is indicated as maximum.

WIND ANGLE RANGE: 0.-360.

WIND ANGLE (DEGR)	CONCENTRATION (PPM) REC1	REC2	REC3	REC4	REC5	REC6	REC7	REC8	REC9	REC10	REC11	REC12	REC13	REC14	REC15	REC16	REC17	REC18	REC19	REC20
0.	0.0	0.0	0.0	0.0	0.0	0.0	0.0	0.0	0.1	0.0	0.0	0.0	0.0	0.0	0.0	0.0	0.0	0.0	0.0	0.0
10.	0.0	0.0	0.0	0.0	0.0	0.0	0.0	0.0	0.2	0.0	0.0	0.0	0.0	0.0	0.0	0.0	0.0	0.0	0.0	0.0
20.	0.0	0.0	0.0	0.0	0.0	0.0	0.0	0.0	0.2	0.0	0.0	0.0	0.0	0.0	0.0	0.0	0.0	0.0	0.0	0.0
30.	0.0	0.0	0.0	0.0	0.0	0.0	0.0	0.0	0.2	0.0	0.0	0.0	0.0	0.0	0.0	0.0	0.0	0.0	0.0	0.0
40.	0.0	0.0	0.0	0.0	0.0	0.0	0.0	0.0	0.2	0.0	0.0	0.0	0.0	0.0	0.0	0.0	0.0	0.0	0.0	0.1
50.	0.0	0.0	0.0	0.0	0.0	0.0	0.0	0.0	0.3	0.0	0.0	0.0	0.0	0.0	0.0	0.0	0.0	0.0	0.1	0.1
60.	0.0	0.0	0.0	0.0	0.0	0.0	0.0	0.0	0.3	0.0	0.0	0.0	0.0	0.0	0.0	0.0	0.0	0.0	0.0	0.0
70.	0.0	0.0	0.0	0.0	0.0	0.0	0.0	0.0	0.3	0.0	0.0	0.0	0.0	0.0	0.0	0.0	0.0	0.0	0.0	0.0
80.	0.0	0.0	0.0	0.0	0.0	0.0	0.0	0.0	0.2	0.0	0.0	0.0	0.0	0.0	0.0	0.0	0.0	0.0	0.0	0.0
90.	0.0	0.0	0.0	0.0	0.0	0.0	0.0	0.1	0.2	0.0	0.0	0.0	0.0	0.0	0.0	0.0	0.0	0.0	0.0	0.0
100.	0.0	0.0	0.0	0.0	0.0	0.0	0.0	0.2	0.0	0.0	0.0	0.0	0.1	0.0	0.0	0.0	0.0	0.0	0.0	0.0
110.	0.0	0.0	0.0	0.0	0.0	0.0	0.0	0.2	0.0	0.0	0.0	0.0	0.1	0.1	0.0	0.0	0.0	0.0	0.0	0.0
120.	0.0	0.0	0.0	0.0	0.0	0.0	0.0	0.2	0.0	0.0	0.0	0.0	0.0	0.1	0.1	0.0	0.0	0.0	0.0	0.0
130.	0.0	0.0	0.0	0.0	0.0	0.0	0.1	0.2	0.0	0.0	0.0	0.0	0.0	0.1	0.1	0.0	0.0	0.0	0.0	0.0

140.	*	0.0	0.0	0.0	0.0	0.0	0.0	0.1	0.2	0.0	0.1	0.0	0.0	0.0	0.1	0.0	0.0	0.0	0.0	0.0	0.0
150.	*	0.0	0.0	0.0	0.0	0.0	0.0	0.1	0.2	0.0	0.1	0.0	0.0	0.0	0.1	0.0	0.0	0.0	0.0	0.0	0.0
160.	*	0.0	0.0	0.0	0.0	0.0	0.0	0.0	0.2	0.0	0.1	0.0	0.0	0.0	0.0	0.0	0.0	0.0	0.0	0.0	0.0
170.	*	0.0	0.0	0.0	0.0	0.0	0.0	0.0	0.2	0.0	0.1	0.1	0.0	0.0	0.0	0.0	0.0	0.0	0.0	0.0	0.0
180.	*	0.0	0.0	0.0	0.0	0.0	0.0	0.0	0.2	0.1	0.1	0.1	0.0	0.0	0.0	0.0	0.0	0.0	0.0	0.0	0.0
190.	*	0.0	0.0	0.0	0.0	0.0	0.0	0.0	0.2	0.1	0.1	0.1	0.0	0.0	0.0	0.0	0.0	0.0	0.0	0.0	0.1
200.	*	0.1	0.1	0.1	0.1	0.2	0.0	0.0	0.2	0.1	0.1	0.1	0.0	0.0	0.0	0.0	0.0	0.0	0.0	0.0	0.1
210.	*	0.0	0.0	0.0	0.0	0.1	0.1	0.0	0.2	0.1	0.0	0.1	0.1	0.0	0.0	0.0	0.0	0.0	0.0	0.0	0.0
220.	*	0.0	0.0	0.0	0.0	0.0	0.1	0.0	0.2	0.0	0.0	0.1	0.1	0.0	0.1	0.0	0.0	0.0	0.0	0.0	0.0
230.	*	0.0	0.0	0.0	0.0	0.0	0.1	0.1	0.1	0.0	0.0	0.0	0.1	0.1	0.1	0.0	0.0	0.0	0.0	0.0	0.0
240.	*	0.0	0.0	0.0	0.0	0.0	0.1	0.1	0.1	0.0	0.0	0.0	0.1	0.1	0.1	0.0	0.0	0.0	0.0	0.0	0.0
250.	*	0.0	0.0	0.0	0.0	0.0	0.0	0.1	0.0	0.0	0.0	0.0	0.0	0.0	0.0	0.0	0.0	0.0	0.0	0.0	0.0
260.	*	0.0	0.0	0.0	0.0	0.0	0.0	0.1	0.0	0.0	0.1	0.0	0.0	0.0	0.0	0.0	0.0	0.0	0.0	0.0	0.0
270.	*	0.0	0.0	0.0	0.0	0.0	0.0	0.1	0.0	0.1	0.1	0.0	0.0	0.0	0.0	0.0	0.0	0.0	0.0	0.0	0.0
280.	*	0.0	0.0	0.0	0.0	0.0	0.0	0.1	0.1	0.2	0.0	0.0	0.0	0.0	0.0	0.0	0.0	0.0	0.0	0.0	0.0
290.	*	0.0	0.0	0.0	0.0	0.0	0.0	0.1	0.1	0.1	0.0	0.0	0.0	0.0	0.0	0.0	0.0	0.0	0.0	0.0	0.0
300.	*	0.0	0.0	0.0	0.0	0.0	0.0	0.1	0.1	0.1	0.0	0.0	0.0	0.0	0.0	0.0	0.0	0.0	0.0	0.0	0.0
310.	*	0.0	0.0	0.0	0.0	0.0	0.0	0.0	0.2	0.1	0.0	0.0	0.0	0.0	0.0	0.0	0.0	0.0	0.0	0.0	0.0
320.	*	0.0	0.0	0.0	0.0	0.0	0.0	0.0	0.1	0.2	0.0	0.0	0.0	0.0	0.0	0.0	0.0	0.0	0.0	0.0	0.0
330.	*	0.0	0.0	0.0	0.0	0.0	0.0	0.1	0.1	0.2	0.0	0.0	0.0	0.0	0.0	0.0	0.0	0.0	0.0	0.0	0.0
340.	*	0.0	0.0	0.0	0.0	0.1	0.1	0.1	0.0	0.2	0.0	0.0	0.0	0.0	0.0	0.0	0.0	0.0	0.0	0.0	0.0
350.	*	0.0	0.0	0.0	0.0	0.0	0.0	0.1	0.0	0.2	0.0	0.0	0.0	0.0	0.0	0.0	0.0	0.0	0.0	0.0	0.0
360.	*	0.0	0.0	0.0	0.0	0.0	0.0	0.0	0.0	0.1	0.0	0.0	0.0	0.0	0.0	0.0	0.0	0.0	0.0	0.0	0.0
MAX	*	0.1	0.1	0.1	0.1	0.2	0.1	0.1	0.2	0.3	0.1	0.1	0.1	0.1	0.1	0.1	0.0	0.0	0.0	0.1	0.1
DEGR.	*	200	200	200	200	200	210	130	100	50	140	170	210	100	110	120	0	0	0	50	40

JOB: SR101L&27thAveTI(2020Existing) RUN: 2020Exist 27thAve TI AM

MODEL RESULTS

REMARKS : In search of the angle corresponding to the maximum concentration, only the first angle, of the angles with same maximum concentrations, is indicated as maximum.

WIND ANGLE RANGE: 0.-360.

WIND ANGLE (DEGR)	*	CONCENTRATION (PPM) REC21	REC22	REC23	REC24	REC25	REC26	REC27	REC28	REC29	REC30	REC31	REC32	REC33	REC34	REC35	REC36	REC37	REC38	REC39	REC40
0.	*	0.0	0.0	0.0	0.1	0.0	0.0	0.0	0.0	0.1	0.1	0.1	0.1	0.1	0.1	0.1	0.0	0.1	0.0	0.0	0.0
10.	*	0.0	0.0	0.0	0.0	0.0	0.0	0.0	0.0	0.1	0.1	0.1	0.1	0.1	0.1	0.1	0.0	0.0	0.0	0.0	0.0
20.	*	0.0	0.0	0.0	0.0	0.0	0.0	0.0	0.0	0.0	0.1	0.1	0.1	0.1	0.1	0.1	0.0	0.0	0.0	0.0	0.0

30.	*	0.0	0.0	0.0	0.0	0.0	0.0	0.0	0.0	0.0	0.1	0.1	0.1	0.1	0.1	0.1	0.0	0.0	0.0	0.0	0.0
40.	*	0.0	0.0	0.0	0.0	0.0	0.0	0.0	0.0	0.0	0.1	0.1	0.1	0.1	0.1	0.1	0.0	0.0	0.0	0.0	0.0
50.	*	0.0	0.0	0.0	0.0	0.0	0.0	0.0	0.0	0.1	0.1	0.1	0.1	0.1	0.2	0.1	0.0	0.0	0.0	0.0	0.0
60.	*	0.0	0.0	0.0	0.0	0.0	0.0	0.0	0.0	0.1	0.0	0.1	0.1	0.1	0.2	0.1	0.0	0.0	0.0	0.0	0.0
70.	*	0.0	0.0	0.0	0.0	0.0	0.0	0.0	0.0	0.1	0.1	0.0	0.1	0.1	0.1	0.1	0.0	0.0	0.0	0.0	0.0
80.	*	0.0	0.0	0.0	0.0	0.0	0.0	0.0	0.0	0.0	0.0	0.0	0.0	0.1	0.0	0.1	0.0	0.0	0.0	0.0	0.0
90.	*	0.0	0.0	0.0	0.0	0.0	0.0	0.0	0.0	0.0	0.0	0.0	0.0	0.0	0.1	0.0	0.0	0.0	0.0	0.0	0.0
100.	*	0.0	0.0	0.0	0.0	0.0	0.0	0.0	0.0	0.0	0.0	0.0	0.0	0.0	0.1	0.0	0.0	0.0	0.0	0.0	0.0
110.	*	0.0	0.0	0.0	0.0	0.0	0.0	0.0	0.0	0.0	0.0	0.0	0.0	0.0	0.2	0.0	0.0	0.0	0.0	0.0	0.0
120.	*	0.0	0.0	0.0	0.0	0.0	0.0	0.0	0.0	0.0	0.0	0.0	0.0	0.0	0.1	0.0	0.0	0.0	0.0	0.0	0.0
130.	*	0.0	0.0	0.0	0.0	0.0	0.1	0.0	0.0	0.0	0.0	0.0	0.0	0.0	0.1	0.0	0.0	0.0	0.0	0.0	0.0
140.	*	0.0	0.0	0.0	0.0	0.0	0.0	0.0	0.0	0.0	0.0	0.0	0.0	0.0	0.1	0.0	0.0	0.0	0.0	0.0	0.0
150.	*	0.0	0.0	0.0	0.0	0.0	0.0	0.0	0.0	0.0	0.0	0.0	0.0	0.0	0.1	0.0	0.0	0.0	0.0	0.0	0.0
160.	*	0.0	0.0	0.0	0.0	0.0	0.0	0.0	0.0	0.0	0.0	0.0	0.0	0.0	0.1	0.0	0.0	0.0	0.0	0.0	0.0
170.	*	0.0	0.0	0.0	0.0	0.0	0.0	0.0	0.0	0.0	0.0	0.0	0.0	0.0	0.1	0.0	0.0	0.0	0.0	0.0	0.0
180.	*	0.0	0.0	0.0	0.0	0.0	0.0	0.0	0.0	0.0	0.0	0.0	0.0	0.0	0.2	0.0	0.0	0.0	0.0	0.0	0.0
190.	*	0.1	0.1	0.0	0.0	0.0	0.0	0.0	0.0	0.0	0.0	0.0	0.0	0.0	0.2	0.1	0.0	0.0	0.0	0.0	0.0
200.	*	0.1	0.1	0.0	0.0	0.0	0.0	0.0	0.0	0.0	0.0	0.0	0.0	0.0	0.2	0.1	0.0	0.0	0.1	0.0	0.0
210.	*	0.0	0.0	0.0	0.0	0.0	0.0	0.0	0.0	0.0	0.0	0.0	0.0	0.0	0.1	0.2	0.0	0.0	0.0	0.0	0.0
220.	*	0.0	0.0	0.0	0.0	0.0	0.0	0.0	0.0	0.0	0.0	0.0	0.0	0.0	0.1	0.2	0.0	0.0	0.0	0.0	0.0
230.	*	0.0	0.0	0.0	0.0	0.0	0.0	0.0	0.0	0.0	0.0	0.0	0.0	0.0	0.1	0.2	0.1	0.0	0.0	0.0	0.0
240.	*	0.0	0.0	0.0	0.0	0.0	0.0	0.0	0.0	0.0	0.0	0.0	0.0	0.1	0.1	0.2	0.1	0.0	0.0	0.0	0.0
250.	*	0.0	0.0	0.0	0.0	0.0	0.0	0.0	0.0	0.0	0.0	0.0	0.0	0.1	0.2	0.1	0.1	0.0	0.0	0.0	0.0
260.	*	0.0	0.0	0.0	0.0	0.0	0.0	0.0	0.0	0.0	0.0	0.0	0.0	0.1	0.2	0.1	0.2	0.0	0.0	0.0	0.0
270.	*	0.0	0.0	0.0	0.0	0.0	0.0	0.0	0.0	0.0	0.0	0.0	0.0	0.1	0.1	0.1	0.2	0.0	0.0	0.0	0.0
280.	*	0.0	0.0	0.0	0.0	0.0	0.0	0.0	0.0	0.0	0.0	0.0	0.0	0.0	0.1	0.1	0.2	0.0	0.0	0.0	0.0
290.	*	0.0	0.0	0.0	0.0	0.0	0.0	0.0	0.0	0.1	0.1	0.1	0.1	0.1	0.2	0.2	0.3	0.0	0.0	0.0	0.0
300.	*	0.0	0.0	0.0	0.0	0.0	0.0	0.0	0.0	0.1	0.1	0.1	0.1	0.1	0.1	0.1	0.3	0.0	0.0	0.0	0.0
310.	*	0.0	0.0	0.0	0.0	0.0	0.0	0.0	0.0	0.1	0.1	0.2	0.2	0.1	0.2	0.0	0.2	0.0	0.0	0.0	0.0
320.	*	0.0	0.0	0.0	0.0	0.0	0.0	0.0	0.0	0.1	0.1	0.1	0.2	0.2	0.1	0.1	0.2	0.1	0.0	0.0	0.0
330.	*	0.0	0.0	0.0	0.0	0.0	0.0	0.0	0.0	0.1	0.1	0.1	0.1	0.1	0.1	0.1	0.1	0.1	0.0	0.1	0.1
340.	*	0.0	0.0	0.0	0.0	0.0	0.0	0.0	0.0	0.1	0.1	0.1	0.1	0.1	0.2	0.1	0.1	0.1	0.2	0.1	0.1
350.	*	0.0	0.0	0.1	0.1	0.0	0.0	0.0	0.0	0.1	0.1	0.1	0.1	0.1	0.2	0.1	0.0	0.1	0.1	0.1	0.1
360.	*	0.0	0.0	0.0	0.1	0.0	0.0	0.0	0.0	0.1	0.1	0.1	0.1	0.1	0.1	0.1	0.0	0.1	0.0	0.0	0.0
MAX	*	0.1	0.1	0.1	0.1	0.0	0.1	0.0	0.0	0.1	0.1	0.2	0.2	0.2	0.2	0.2	0.3	0.1	0.2	0.1	0.1
DEGR.	*	190	190	350	0	0	130	0	0	0	0	310	310	320	50	210	290	0	340	330	330

JOB: SR101L&27thAveTI(2020Existing) RUN: 2020Exist 27thAve TI AM

MODEL RESULTS

REMARKS : In search of the angle corresponding to
the maximum concentration, only the first
angle, of the angles with same maximum

```
                concentrations, is indicated as maximum.

WIND ANGLE RANGE:   0.-360.

WIND  * CONCENTRATION
ANGLE *      (PPM)
(DEGR)* REC41
------*------
  0.  *   0.1
 10.  *   0.0
 20.  *   0.0
 30.  *   0.0
 40.  *   0.0
 50.  *   0.0
 60.  *   0.0
 70.  *   0.0
 80.  *   0.0
 90.  *   0.0
100.  *   0.0
110.  *   0.0
120.  *   0.0
130.  *   0.0
140.  *   0.0
150.  *   0.0
160.  *   0.0
170.  *   0.0
180.  *   0.0
190.  *   0.0
200.  *   0.0
210.  *   0.0
220.  *   0.0
230.  *   0.0
240.  *   0.0
250.  *   0.0
260.  *   0.0
270.  *   0.0
280.  *   0.0
290.  *   0.0
300.  *   0.0
310.  *   0.0
320.  *   0.0
330.  *   0.1
340.  *   0.1
350.  *   0.1
360.  *   0.1
------*------
MAX   *   0.1
```

DEGR. * 0

THE HIGHEST CONCENTRATION OF 0.30 PPM OCCURRED AT RECEPTOR REC9 .

JOB: SR101L&27thAveTI(2020Existing) RUN: 2020Exist 27thAve TI AM

DATE : 8/27/21
TIME : 10: 0:39

RECEPTOR - LINK MATRIX FOR THE ANGLE PRODUCING
THE MAXIMUM CONCENTRATION FOR EACH RECEPTOR

* CO/LINK (PPM)
* ANGLE (DEGREES)

LINK #	REC1 200	REC2 200	REC3 200	REC4 200	REC5 200	REC6 210	REC7 130	REC8 100	REC9 50	REC10 140	REC11 170	REC12 210	REC13 100	REC14 110	REC15 120	REC16 0	REC17 0	REC18 0	REC19 50	REC20 40
1	0.0	0.0	0.0	0.0	0.0	0.0	0.0	0.0	0.0	0.0	0.0	0.0	0.0	0.0	0.0	0.0	0.0	0.0	0.0	0.0
2	0.0	0.0	0.0	0.0	0.0	0.0	0.0	0.0	0.0	0.0	0.0	0.0	0.0	0.0	0.0	0.0	0.0	0.0	0.0	0.0
3	0.0	0.0	0.0	0.0	0.0	0.0	0.0	0.0	0.0	0.0	0.0	0.0	0.0	0.0	0.0	0.0	0.0	0.0	0.0	0.0
4	0.0	0.0	0.0	0.0	0.0	0.0	0.0	0.0	0.0	0.0	0.0	0.0	0.0	0.0	0.0	0.0	0.0	0.0	0.0	0.0
5	0.0	0.0	0.0	0.0	0.0	0.0	0.0	0.0	0.0	0.0	0.0	0.0	0.0	0.0	0.0	0.0	0.0	0.0	0.0	0.0
6	0.0	0.0	0.0	0.0	0.0	0.0	0.0	0.0	0.0	0.0	0.0	0.0	0.0	0.0	0.0	0.0	0.0	0.0	0.0	0.0
7	0.0	0.0	0.0	0.0	0.0	0.0	0.0	0.0	0.0	0.0	0.0	0.0	0.0	0.0	0.0	0.0	0.0	0.0	0.0	0.0
8	0.0	0.0	0.0	0.0	0.0	0.0	0.0	0.0	0.0	0.0	0.0	0.0	0.0	0.0	0.0	0.0	0.0	0.0	0.0	0.0
9	0.0	0.0	0.0	0.0	0.0	0.0	0.0	0.0	0.0	0.0	0.0	0.0	0.0	0.0	0.0	0.0	0.0	0.0	0.0	0.0
10	0.0	0.0	0.0	0.0	0.0	0.0	0.0	0.0	0.0	0.0	0.0	0.0	0.0	0.0	0.0	0.0	0.0	0.0	0.0	0.0
11	0.0	0.0	0.0	0.0	0.0	0.0	0.0	0.0	0.0	0.0	0.0	0.0	0.0	0.0	0.0	0.0	0.0	0.0	0.0	0.0
12	0.0	0.0	0.0	0.0	0.0	0.0	0.0	0.0	0.0	0.0	0.0	0.0	0.0	0.0	0.0	0.0	0.0	0.0	0.0	0.0
13	0.0	0.0	0.0	0.0	0.0	0.0	0.0	0.0	0.0	0.0	0.0	0.0	0.0	0.0	0.0	0.0	0.0	0.0	0.0	0.0
14	0.0	0.0	0.0	0.0	0.0	0.0	0.0	0.0	0.0	0.0	0.0	0.0	0.0	0.0	0.0	0.0	0.0	0.0	0.0	0.0
15	0.0	0.0	0.0	0.0	0.0	0.0	0.0	0.0	0.0	0.0	0.0	0.0	0.0	0.0	0.0	0.0	0.0	0.0	0.0	0.0
16	0.0	0.0	0.0	0.0	0.0	0.0	0.0	0.0	0.0	0.0	0.0	0.0	0.0	0.0	0.0	0.0	0.0	0.0	0.0	0.0
17	0.0	0.0	0.0	0.0	0.0	0.0	0.0	0.0	0.0	0.0	0.0	0.0	0.0	0.0	0.0	0.0	0.0	0.0	0.0	0.0
18	0.0	0.0	0.0	0.0	0.0	0.0	0.0	0.0	0.0	0.0	0.0	0.0	0.0	0.0	0.0	0.0	0.0	0.0	0.0	0.0
19	0.0	0.0	0.0	0.0	0.0	0.0	0.0	0.0	0.0	0.0	0.0	0.0	0.0	0.0	0.0	0.0	0.0	0.0	0.0	0.0
20	0.0	0.0	0.0	0.0	0.0	0.0	0.0	0.0	0.0	0.0	0.0	0.0	0.0	0.0	0.0	0.0	0.0	0.0	0.0	0.0
21	0.0	0.0	0.0	0.0	0.0	0.0	0.0	0.0	0.0	0.0	0.0	0.0	0.0	0.0	0.0	0.0	0.0	0.0	0.0	0.0
22	0.0	0.0	0.0	0.0	0.0	0.0	0.0	0.0	0.0	0.0	0.0	0.0	0.0	0.0	0.0	0.0	0.0	0.0	0.0	0.0
23	0.0	0.0	0.0	0.0	0.0	0.0	0.0	0.0	0.0	0.0	0.0	0.0	0.0	0.0	0.0	0.0	0.0	0.0	0.1	0.1
24	0.0	0.0	0.0	0.0	0.0	0.0	0.0	0.0	0.0	0.0	0.0	0.0	0.0	0.0	0.0	0.0	0.0	0.0	0.0	0.0
25	0.0	0.0	0.0	0.0	0.0	0.0	0.0	0.0	0.0	0.0	0.0	0.0	0.0	0.0	0.0	0.0	0.0	0.0	0.0	0.0
26	0.0	0.0	0.0	0.0	0.0	0.0	0.0	0.0	0.0	0.0	0.0	0.0	0.1	0.1	0.1	0.0	0.0	0.0	0.0	0.0
27	0.0	0.0	0.0	0.0	0.0	0.0	0.0	0.1	0.1	0.0	0.0	0.0	0.0	0.0	0.0	0.0	0.0	0.0	0.0	0.0
28	0.0	0.0	0.0	0.0	0.0	0.0	0.0	0.0	0.0	0.0	0.0	0.0	0.0	0.0	0.0	0.0	0.0	0.0	0.0	0.0
29	0.0	0.0	0.0	0.0	0.0	0.0	0.0	0.0	0.0	0.0	0.0	0.0	0.0	0.0	0.0	0.0	0.0	0.0	0.0	0.0

30	*	0.0	0.0	0.0	0.0	0.0	0.0	0.0	0.0	0.0	0.0	0.0	0.0	0.0	0.0	0.0	0.0	0.0	0.0	0.0	0.0
31	*	0.0	0.0	0.0	0.0	0.0	0.0	0.0	0.0	0.0	0.0	0.0	0.0	0.0	0.0	0.0	0.0	0.0	0.0	0.0	0.0
32	*	0.0	0.0	0.0	0.0	0.0	0.0	0.0	0.0	0.0	0.0	0.0	0.0	0.0	0.0	0.0	0.0	0.0	0.0	0.0	0.0
33	*	0.0	0.0	0.0	0.0	0.0	0.0	0.0	0.0	0.0	0.0	0.0	0.0	0.0	0.0	0.0	0.0	0.0	0.0	0.0	0.0
34	*	0.0	0.0	0.0	0.0	0.0	0.0	0.0	0.0	0.0	0.0	0.0	0.0	0.0	0.0	0.0	0.0	0.0	0.0	0.0	0.0
35	*	0.0	0.0	0.0	0.0	0.0	0.0	0.0	0.0	0.0	0.0	0.0	0.0	0.0	0.0	0.0	0.0	0.0	0.0	0.0	0.0
36	*	0.0	0.0	0.0	0.0	0.0	0.0	0.0	0.0	0.0	0.0	0.0	0.0	0.0	0.0	0.0	0.0	0.0	0.0	0.0	0.0
37	*	0.0	0.0	0.0	0.0	0.0	0.0	0.0	0.0	0.0	0.0	0.0	0.0	0.0	0.0	0.0	0.0	0.0	0.0	0.0	0.0
38	*	0.0	0.0	0.0	0.0	0.0	0.0	0.0	0.0	0.0	0.0	0.0	0.0	0.0	0.0	0.0	0.0	0.0	0.0	0.0	0.0
39	*	0.1	0.1	0.1	0.1	0.1	0.0	0.0	0.0	0.0	0.0	0.0	0.0	0.0	0.0	0.0	0.0	0.0	0.0	0.0	0.0
40	*	0.0	0.0	0.0	0.0	0.0	0.0	0.0	0.0	0.0	0.0	0.0	0.0	0.0	0.0	0.0	0.0	0.0	0.0	0.0	0.0
41	*	0.0	0.0	0.0	0.0	0.1	0.1	0.0	0.0	0.0	0.0	0.0	0.0	0.0	0.0	0.0	0.0	0.0	0.0	0.0	0.0
42	*	0.0	0.0	0.0	0.0	0.0	0.0	0.0	0.0	0.0	0.0	0.0	0.0	0.0	0.0	0.0	0.0	0.0	0.0	0.0	0.0
43	*	0.0	0.0	0.0	0.0	0.0	0.0	0.0	0.0	0.0	0.0	0.0	0.0	0.0	0.0	0.0	0.0	0.0	0.0	0.0	0.0
44	*	0.0	0.0	0.0	0.0	0.0	0.0	0.0	0.0	0.0	0.0	0.0	0.0	0.0	0.0	0.0	0.0	0.0	0.0	0.0	0.0
45	*	0.0	0.0	0.0	0.0	0.0	0.0	0.0	0.0	0.0	0.0	0.0	0.0	0.0	0.0	0.0	0.0	0.0	0.0	0.0	0.0

JOB: SR101L&27thAveTI(2020Existing) RUN: 2020Exist 27thAve TI AM

* CO/LINK (PPM)
* ANGLE (DEGREES)

LINK #	*	REC1	REC2	REC3	REC4	REC5	REC6	REC7	REC8	REC9	REC10	REC11	REC12	REC13	REC14	REC15	REC16	REC17	REC18	REC19	REC20
	*	200	200	200	200	200	210	130	100	50	140	170	210	100	110	120	0	0	0	50	40
46	*	0.0	0.0	0.0	0.0	0.0	0.0	0.0	0.0	0.0	0.0	0.0	0.0	0.0	0.0	0.0	0.0	0.0	0.0	0.0	0.0
47	*	0.0	0.0	0.0	0.0	0.0	0.0	0.0	0.0	0.0	0.0	0.0	0.0	0.0	0.0	0.0	0.0	0.0	0.0	0.0	0.0
48	*	0.0	0.0	0.0	0.0	0.0	0.0	0.1	0.1	0.2	0.1	0.1	0.1	0.0	0.0	0.0	0.0	0.0	0.0	0.0	0.0

JOB: SR101L&27thAveTI(2020Existing) RUN: 2020Exist 27thAve TI AM

DATE : 8/27/21
TIME : 10: 0:39

RECEPTOR - LINK MATRIX FOR THE ANGLE PRODUCING
THE MAXIMUM CONCENTRATION FOR EACH RECEPTOR

* CO/LINK (PPM)
* ANGLE (DEGREES)

LINK #	*	REC21	REC22	REC23	REC24	REC25	REC26	REC27	REC28	REC29	REC30	REC31	REC32	REC33	REC34	REC35	REC36	REC37	REC38	REC39	REC40
	*	190	190	350	0	0	130	0	0	0	0	310	310	320	50	210	290	0	340	330	330
1	*	0.0	0.0	0.0	0.0	0.0	0.0	0.0	0.0	0.0	0.0	0.0	0.0	0.0	0.0	0.0	0.0	0.0	0.0	0.0	0.0
2	*	0.0	0.0	0.0	0.0	0.0	0.0	0.0	0.0	0.0	0.0	0.0	0.0	0.0	0.0	0.0	0.0	0.0	0.0	0.0	0.0
3	*	0.0	0.0	0.0	0.0	0.0	0.0	0.0	0.0	0.0	0.0	0.0	0.0	0.0	0.0	0.0	0.0	0.0	0.0	0.0	0.0
4	*	0.0	0.0	0.0	0.0	0.0	0.0	0.0	0.0	0.0	0.0	0.0	0.0	0.0	0.0	0.0	0.0	0.0	0.0	0.0	0.0
5	*	0.0	0.0	0.0	0.0	0.0	0.0	0.0	0.0	0.0	0.0	0.0	0.0	0.0	0.0	0.0	0.0	0.0	0.0	0.0	0.0

6	*	0.0	0.0	0.0	0.0	0.0	0.0	0.0	0.0	0.0	0.0	0.0	0.0	0.0	0.0	0.0	0.0	0.0	0.0	0.0	0.0
7	*	0.0	0.0	0.0	0.0	0.0	0.0	0.0	0.0	0.0	0.0	0.0	0.0	0.0	0.0	0.0	0.0	0.0	0.0	0.0	0.0
8	*	0.0	0.0	0.0	0.0	0.0	0.0	0.0	0.0	0.0	0.0	0.0	0.0	0.0	0.0	0.0	0.0	0.0	0.0	0.0	0.0
9	*	0.0	0.0	0.0	0.0	0.0	0.0	0.0	0.0	0.0	0.0	0.0	0.0	0.0	0.0	0.0	0.1	0.0	0.0	0.0	0.0
10	*	0.0	0.0	0.0	0.0	0.0	0.0	0.0	0.0	0.0	0.0	0.1	0.1	0.1	0.1	0.0	0.0	0.0	0.0	0.0	0.0
11	*	0.0	0.0	0.0	0.0	0.0	0.0	0.0	0.0	0.0	0.0	0.0	0.0	0.0	0.0	0.0	0.0	0.0	0.0	0.0	0.0
12	*	0.0	0.0	0.1	0.1	0.0	0.1	0.0	0.0	0.0	0.0	0.0	0.0	0.0	0.0	0.0	0.0	0.0	0.0	0.0	0.0
13	*	0.0	0.0	0.0	0.0	0.0	0.0	0.0	0.0	0.0	0.0	0.0	0.0	0.0	0.1	0.0	0.0	0.0	0.0	0.0	0.0
14	*	0.0	0.0	0.0	0.0	0.0	0.0	0.0	0.0	0.0	0.0	0.0	0.0	0.0	0.0	0.0	0.0	0.0	0.0	0.0	0.0
15	*	0.0	0.0	0.0	0.0	0.0	0.0	0.0	0.0	0.0	0.0	0.0	0.0	0.0	0.0	0.0	0.0	0.0	0.0	0.0	0.0
16	*	0.0	0.0	0.0	0.0	0.0	0.0	0.0	0.0	0.1	0.1	0.1	0.1	0.1	0.0	0.0	0.0	0.0	0.0	0.0	0.0
17	*	0.0	0.0	0.0	0.0	0.0	0.0	0.0	0.0	0.0	0.0	0.0	0.0	0.0	0.0	0.0	0.0	0.0	0.0	0.0	0.0
18	*	0.0	0.0	0.0	0.0	0.0	0.0	0.0	0.0	0.0	0.0	0.0	0.0	0.0	0.0	0.0	0.0	0.0	0.0	0.0	0.0
19	*	0.0	0.0	0.0	0.0	0.0	0.0	0.0	0.0	0.0	0.0	0.0	0.0	0.0	0.0	0.0	0.0	0.0	0.0	0.0	0.0
20	*	0.0	0.0	0.0	0.0	0.0	0.0	0.0	0.0	0.0	0.0	0.0	0.0	0.0	0.0	0.0	0.0	0.0	0.0	0.0	0.0
21	*	0.0	0.0	0.0	0.0	0.0	0.0	0.0	0.0	0.0	0.0	0.0	0.0	0.0	0.0	0.0	0.0	0.0	0.0	0.0	0.0
22	*	0.0	0.0	0.0	0.0	0.0	0.0	0.0	0.0	0.0	0.0	0.0	0.0	0.0	0.0	0.0	0.0	0.0	0.0	0.0	0.0
23	*	0.1	0.1	0.0	0.0	0.0	0.0	0.0	0.0	0.0	0.0	0.0	0.0	0.0	0.0	0.0	0.0	0.0	0.0	0.0	0.0
24	*	0.0	0.0	0.0	0.0	0.0	0.0	0.0	0.0	0.0	0.0	0.0	0.0	0.0	0.0	0.0	0.0	0.0	0.0	0.0	0.0
25	*	0.0	0.0	0.0	0.0	0.0	0.0	0.0	0.0	0.0	0.0	0.0	0.0	0.0	0.0	0.0	0.0	0.0	0.0	0.0	0.0
26	*	0.0	0.0	0.0	0.0	0.0	0.0	0.0	0.0	0.0	0.0	0.0	0.0	0.0	0.0	0.0	0.0	0.0	0.0	0.0	0.0
27	*	0.0	0.0	0.0	0.0	0.0	0.0	0.0	0.0	0.0	0.0	0.0	0.0	0.0	0.0	0.0	0.0	0.0	0.0	0.0	0.0
28	*	0.0	0.0	0.0	0.0	0.0	0.0	0.0	0.0	0.0	0.0	0.0	0.0	0.0	0.0	0.0	0.0	0.0	0.0	0.0	0.0
29	*	0.0	0.0	0.0	0.0	0.0	0.0	0.0	0.0	0.0	0.0	0.0	0.0	0.0	0.0	0.0	0.0	0.0	0.0	0.0	0.0
30	*	0.0	0.0	0.0	0.0	0.0	0.0	0.0	0.0	0.0	0.0	0.0	0.0	0.0	0.0	0.0	0.0	0.0	0.0	0.0	0.0
31	*	0.0	0.0	0.0	0.0	0.0	0.0	0.0	0.0	0.0	0.0	0.0	0.0	0.0	0.0	0.0	0.0	0.0	0.0	0.0	0.0
32	*	0.0	0.0	0.0	0.0	0.0	0.0	0.0	0.0	0.0	0.0	0.0	0.0	0.0	0.0	0.0	0.0	0.0	0.0	0.0	0.0
33	*	0.0	0.0	0.0	0.0	0.0	0.0	0.0	0.0	0.0	0.0	0.0	0.0	0.0	0.0	0.0	0.0	0.0	0.0	0.0	0.0
34	*	0.0	0.0	0.0	0.0	0.0	0.0	0.0	0.0	0.0	0.0	0.0	0.0	0.0	0.0	0.0	0.0	0.0	0.0	0.0	0.0
35	*	0.0	0.0	0.0	0.0	0.0	0.0	0.0	0.0	0.0	0.0	0.0	0.0	0.0	0.0	0.0	0.0	0.0	0.0	0.0	0.0
36	*	0.0	0.0	0.0	0.0	0.0	0.0	0.0	0.0	0.0	0.0	0.0	0.0	0.0	0.0	0.0	0.0	0.0	0.0	0.0	0.0
37	*	0.0	0.0	0.0	0.0	0.0	0.0	0.0	0.0	0.0	0.0	0.0	0.0	0.0	0.0	0.0	0.0	0.0	0.1	0.1	0.1
38	*	0.0	0.0	0.0	0.0	0.0	0.0	0.0	0.0	0.0	0.0	0.0	0.0	0.0	0.0	0.0	0.0	0.0	0.0	0.0	0.0
39	*	0.0	0.0	0.0	0.0	0.0	0.0	0.0	0.0	0.0	0.0	0.0	0.0	0.0	0.0	0.0	0.0	0.0	0.0	0.0	0.0
40	*	0.0	0.0	0.0	0.0	0.0	0.0	0.0	0.0	0.0	0.0	0.0	0.0	0.0	0.0	0.0	0.0	0.0	0.0	0.0	0.0
41	*	0.0	0.0	0.0	0.0	0.0	0.0	0.0	0.0	0.0	0.0	0.0	0.0	0.0	0.0	0.0	0.0	0.0	0.0	0.0	0.0
42	*	0.0	0.0	0.0	0.0	0.0	0.0	0.0	0.0	0.0	0.0	0.0	0.0	0.0	0.0	0.0	0.0	0.0	0.0	0.0	0.0
43	*	0.0	0.0	0.0	0.0	0.0	0.0	0.0	0.0	0.0	0.0	0.0	0.0	0.0	0.0	0.0	0.0	0.0	0.0	0.0	0.0
44	*	0.0	0.0	0.0	0.0	0.0	0.0	0.0	0.0	0.0	0.0	0.0	0.0	0.0	0.0	0.0	0.0	0.0	0.0	0.0	0.0
45	*	0.0	0.0	0.0	0.0	0.0	0.0	0.0	0.0	0.0	0.0	0.0	0.0	0.0	0.0	0.2	0.2	0.1	0.1	0.0	0.0

PAGE 11

JOB: SR101L&27thAveTI(2020Existing) RUN: 2020Exist 27thAve TI AM

	*	CO/LINK (PPM)																			
	*	ANGLE (DEGREES)																			
	*	REC21	REC22	REC23	REC24	REC25	REC26	REC27	REC28	REC29	REC30	REC31	REC32	REC33	REC34	REC35	REC36	REC37	REC38	REC39	REC40
LINK #	*	190	190	350	0	0	130	0	0	0	0	310	310	320	50	210	290	0	340	330	330

```
-------*-------------------------------------------------------------------------------------------------------------------------------
   46  *   0.0   0.0   0.0   0.0   0.0   0.0   0.0   0.0   0.0   0.0   0.0   0.0   0.0   0.0   0.0   0.0   0.0   0.0   0.0   0.0
   47  *   0.0   0.0   0.0   0.0   0.0   0.0   0.0   0.0   0.0   0.0   0.0   0.0   0.0   0.0   0.0   0.0   0.0   0.0   0.0   0.0
   48  *   0.0   0.0   0.0   0.0   0.0   0.0   0.0   0.0   0.0   0.0   0.0   0.0   0.0   0.0   0.0   0.0   0.0   0.0   0.0   0.0
                                                                                                                          PAGE 12
   JOB: SR101L&27thAveTI(2020Existing)                      RUN: 2020Exist 27thAve TI AM

   DATE :  8/27/21
   TIME : 10: 0:39


   RECEPTOR - LINK MATRIX FOR THE ANGLE PRODUCING
   THE MAXIMUM CONCENTRATION FOR EACH RECEPTOR

       *    CO/LINK  (PPM)
       *    ANGLE (DEGREES)
       *  REC41
LINK # *     0
-------*------
    1  *   0.0
    2  *   0.0
    3  *   0.0
    4  *   0.0
    5  *   0.0
    6  *   0.0
    7  *   0.0
    8  *   0.0
    9  *   0.0
   10  *   0.0
   11  *   0.0
   12  *   0.0
   13  *   0.0
   14  *   0.0
   15  *   0.0
   16  *   0.0
   17  *   0.0
   18  *   0.0
   19  *   0.0
   20  *   0.0
   21  *   0.0
   22  *   0.0
   23  *   0.0
   24  *   0.0
   25  *   0.0
   26  *   0.0
   27  *   0.0
   28  *   0.0
```

```
   29  *   0.0
   30  *   0.0
   31  *   0.0
   32  *   0.0
   33  *   0.0
   34  *   0.0
   35  *   0.0
   36  *   0.0
   37  *   0.1
   38  *   0.0
   39  *   0.0
   40  *   0.0
   41  *   0.0
   42  *   0.0
   43  *   0.0
   44  *   0.0
   45  *   0.0
                                                                                                PAGE 13
   JOB: SR101L&27thAveTI(2020Existing)                        RUN: 2020Exist 27thAve TI AM

       *    CO/LINK  (PPM)
       *    ANGLE (DEGREES)
       *  REC41
LINK # *     0
-------*------
   46  *   0.0
   47  *   0.0
   48  *   0.0
```

CAL3QHC: LINE SOURCE DISPERSION MODEL - VERSION 2.0 Dated 95221 PAGE 1

JOB: SR101L&27thAveTI(2020Existing) RUN: 2020Exist 27thAve TI AM

DATE : 8/27/21
TIME : 10: 0:47

The MODE flag has been set to C for calculating CO averages.

SITE & METEOROLOGICAL VARIABLES

VS = 0.0 CM/S VD = 0.0 CM/S Z0 = 108. CM
U = 1.0 M/S CLAS = 4 (D) ATIM = 60. MINUTES MIXH = 1000. M AMB = 0.0 PPM

LINK VARIABLES

	LINK DESCRIPTION	LINK COORDINATES (FT) X1	Y1	X2	Y2	LENGTH (FT)	BRG (DEG)	TYPE	VPH	EF (G/MI)	H (FT)	W (FT)	V/C	QUEUE (VEH)
1.	1_SR101_EB_ML_S1	637440.3	971029.7	638442.6	971027.9	1002.	90.	DP	3308.	1.1	-10.0	68.0		
2.	2_SR101_EB_ML_S2	638442.6	971027.9	630131.2	971022.2	8311.	270.	DP	3308.	2.0	-20.0	68.0		
3.	3_SR101_WB_ML_S1	638443.7	971098.7	637440.1	971099.6	1004.	270.	DP	2334.	4.0	-10.0	68.0		
4.	4_SR101_WB_ML_S2	640134.8	971092.9	638443.7	971098.7	1691.	270.	DP	2334.	2.1	-20.0	68.0		
5.	5_EB_frontage_road_S	637423.5	970820.2	638660.7	970758.0	1239.	93.	AG	459.	3.0	0.0	44.0		
6.	6_EB_27th_Ave_offram	637443.3	970904.3	638661.0	970779.7	1224.	96.	AG	841.	2.6	0.0	32.0		
7.	7_EB_frontage_road_S	638660.8	970769.4	639067.9	970743.6	408.	94.	AG	1300.	2.1	0.0	68.0		
8.	8_EB_27th_Ave_offram	638978.2	970722.1	639034.0	970679.3	70.	127.	AG	371.	2.0	0.0	32.0		
9.	9_Ramp_ES/EN	637442.2	970938.9	638795.2	970904.7	1353.	91.	FL	3090.	2.4	10.0	44.0		
10.	10_Ramp_ES_S1	638794.7	970892.5	639304.3	970832.8	513.	97.	BR	1265.	4.2	20.0	44.0		
11.	11_Ramp_ES_S2	639304.3	970832.8	639705.4	970619.2	454.	118.	BR	1265.	2.2	30.0	44.0		
12.	12_Ramp_ES_S3	639705.4	970619.2	639935.2	970203.8	475.	151.	BR	1265.	2.2	25.0	44.0		
13.	13_Ramp_EN_S1	638794.9	970913.6	639565.3	970896.3	771.	91.	BR	1825.	2.9	30.0	32.0		
14.	14_Ramp_EN_S2	639565.3	970896.3	639947.8	970953.8	387.	81.	BR	1825.	2.9	30.0	32.0		
15.	15_27th_Ave_NB_onram	639119.2	970672.2	639178.9	970724.4	79.	49.	AG	249.	1.9	0.0	32.0		
16.	16_EB_frontage_road_	639066.2	970741.8	639597.9	970713.2	532.	93.	AG	1607.	2.2	0.0	56.0		
17.	17_EB_frontage_road_	639597.9	970713.2	640023.7	970750.5	427.	85.	AG	1607.	2.2	0.0	56.0		
18.	18_Ramp_NW_S1	640060.3	971234.1	639717.6	971359.4	365.	290.	BR	537.	2.2	25.0	44.0		
19.	19_Ramp_NW_S2	639717.6	971359.4	639320.2	971327.1	399.	265.	BR	537.	1.6	20.0	44.0		
20.	20_Ramp_NW_S3	639320.2	971327.1	638730.5	971227.6	598.	260.	BR	537.	0.9	20.0	44.0		
21.	21a_Ramp_NW_S4	638729.0	971234.7	638226.7	971189.5	504.	265.	FL	2019.	1.4	10.0	44.0		
22.	21b_Ramp_NW_S4	638226.7	971189.5	637444.4	971170.5	783.	269.	FL	2019.	1.4	10.0	44.0		
23.	22_Ramp_SW_S1	640052.4	971989.1	639817.5	971588.5	464.	210.	BR	1482.	1.4	20.0	32.0		
24.	23_Ramp_SW_S2	639817.5	971588.5	639311.0	971361.4	555.	246.	BR	1482.	1.4	20.0	32.0		
25.	24_Ramp_SW_S3	639311.0	971361.4	638726.1	971248.9	596.	259.	BR	1482.	1.1	20.0	32.0		
26.	25_WB_frontage_road_	640020.0	971464.2	639549.7	971458.1	470.	269.	AG	1253.	2.4	0.0	56.0		
27.	26_WB_frontage_road_	639549.7	971458.1	639075.2	971414.9	476.	265.	AG	1253.	2.1	0.0	56.0		
28.	27_WB_27th_Ave_FR_RT	639198.7	971444.5	639122.4	971513.6	103.	312.	AG	498.	2.1	0.0	32.0		

```
29. 28_WB_27th_Ave_onram* 639025.6  971471.1  638976.4  971416.7 *      73.   222. AG     82.   1.9   0.0 32.0
30. 29_WB_frontage_road_* 639073.9  971414.9  638583.8  971359.1 *     493.   264. AG    979.   2.1   0.0 56.0
31. 30_WB_frontage_road_* 638581.7  971370.2  637449.5  971281.4 *    1136.   266. AG    561.   3.2   0.0 44.0
32. 31_WB_27th_Ave_onram* 638586.6  971344.8  637443.3  971193.3 *    1153.   262. AG    367.   2.0   0.0 44.0
33. 32_SB 27th Ave S1   * 639026.8  972069.6  639046.2  971428.2 *     642.   178. AG    683.   2.2   0.0 68.0
34. 33_SB 27th Ave S2   * 639046.2  971428.2  639044.2  970722.6 *     706.   180. BR    896.   2.3   0.0 56.0
35. 34_SB 27th Ave S3   * 639044.2  970722.6  639040.4  970160.7 *     562.   180. AG    798.   2.3   0.0 56.0
36. 35_SB 27th_Ave_LT_to* 639064.7  970792.0  639145.3  970726.3 *     104.   129. AG    469.   2.1   0.0 32.0
37. 36_NB_27th_Ave_S1   * 639098.4  970162.8  639092.7  970721.9 *     559.   359. AG    623.   2.2   0.0 68.0
38. 37_NB_27th_Ave_S2   * 639092.7  970721.9  639099.2  971427.4 *     706.     1. BR    533.   2.1   0.0 56.0
39. 38_NB_27th_Ave_S3   * 639099.2  971427.4  639099.9  972066.7 *     639.     0. AG    594.   2.2   0.0 44.0
40. 39_NB_27th_Ave_LT_to* 639077.0  971356.5  638998.9  971418.2 *     100.   308. AG    436.   2.1   0.0 32.0
41. 40_SB_27th_Ave_Queue* 639043.8  971467.7  639043.4  971581.1 *     113.   360. AG     64. 100.0   0.0 48.0 0.45   5.8
42. 41T_SB_27th_Ave_Brid* 639054.2  970792.8  639053.6  970885.3 *      92.   360. BR     24. 100.0   0.0 24.0 0.29   4.7
43. 41L_SB_27th_Ave_Brid* 639067.1  970792.8  639062.6  971424.7 *     632.   360. BR     16. 100.0   0.0 12.0 1.07  32.1
44. 42_EB_27th_Ave_offra* 639008.4  970736.9  638889.9  970748.0 *     119.   275. AG     40. 100.0   0.0 48.0 0.38   6.0
                                                                                                      PAGE  2
JOB: SR101L&27thAveTI(2020Existing)                       RUN: 2020Exist 27thAve TI AM

DATE :  8/27/21
TIME : 10: 0:47

 LINK VARIABLES
 --------------
   LINK DESCRIPTION     *         LINK COORDINATES (FT)          *    LENGTH  BRG TYPE   VPH    EF      H   W    V/C QUEUE
                        *   X1        Y1        X2        Y2     *     (FT)  (DEG)            (G/MI)  (FT) (FT)       (VEH)
------------------------*----------------------------------------*-----------------------------------------------------
45. 43_NB_27th_Ave_Queue* 639100.3  970668.7  639100.1  970562.3 *     106.   180. AG     74. 100.0   0.0 48.0 0.80   5.4
46. 44T_NB_27th_Ave_Brid* 639099.4  971357.1  639099.4  971345.4 *      12.   180. BR     12. 100.0   0.0 24.0 0.04   0.6
47. 44L_NB_27th_Ave_Brid* 639079.3  971357.1  639080.7  971144.9 *     212.   180. BR     12. 100.0   0.0 12.0 0.58  10.8
48. 45_WB_27th_Ave_FR_Qu* 639130.7  971417.8  639337.3  971438.0 *     208.    84. AG     47. 100.0   0.0 36.0 0.76  10.5
                                                                                                      PAGE  3
JOB: SR101L&27thAveTI(2020Existing)                       RUN: 2020Exist 27thAve TI AM

DATE :  8/27/21
TIME : 10: 0:47

 ADDITIONAL QUEUE LINK PARAMETERS
 --------------------------------
   LINK DESCRIPTION     *    CYCLE    RED     CLEARANCE  APPROACH  SATURATION   IDLE   SIGNAL   ARRIVAL
                        *    LENGTH   TIME    LOST TIME    VOL     FLOW RATE   EM FAC   TYPE     RATE
                        *     (SEC)   (SEC)    (SEC)      (VPH)      (VPH)    (gm/hr)
------------------------*-------------------------------- --------- -------------------- ----------------
41. 40_SB_27th_Ave_Queue*     167      122       5.0       683       1670       8.21      2        3
42. 41T_SB_27th_Ave_Brid*     146       79       5.0       428       1780       8.21      2        3
43. 41L_SB_27th_Ave_Brid*     146      103       5.0       469       1781       8.21      2        3
44. 42_EB_27th_Ave_offra*     146       67       5.0      1300       1727       8.21      2        3
```

```
 45. 43_NB_27th_Ave_Queue*     146      122       5.0       623       1670       8.21      2         3
 46. 44T_NB_27th_Ave_Brid*     167       45       5.0        97       1780       8.21      2         3
 47. 44L_NB_27th_Ave_Brid*     167       89       5.0       436       1781       8.21      2         3
 48. 45_WB_27th_Ave_FR_Qu*     167      119       5.0       959       1711       8.21      2         3

  RECEPTOR LOCATIONS
  ------------------
                          *           COORDINATES (FT)          *
    RECEPTOR              *      X          Y          Z        *
-------------------------*-------------------------------------*
 1. R42                   *    638996.8   970188.8        5.9   *
 2. R43                   *    638998.1   970270.8        5.9   *
 3. R44                   *    638999.3   970352.8        5.9   *
 4. R45                   *    639000.6   970434.7        5.9   *
 5. R46                   *    639001.9   970516.7        5.9   *
 6. R47                   *    639003.1   970598.7        5.9   *
 7. R48                   *    639004.5   970683.7        5.9   *
 8. R49                   *    639012.5   970776.6        5.9   *
 9. R50                   *    638922.6   970685.9        5.9   *
10. R51                   *    638847.3   970690.3        5.9   *
11. R52                   *    638765.4   970694.9        5.9   *
12. R53                   *    638683.6   970699.7        5.9   *
13. R54                   *    638601.7   970704.5        5.9   *
14. R55                   *    638519.9   970709.2        5.9   *
15. R56                   *    638438.0   970713.9        5.9   *
16. R57                   *    638356.2   970718.6        5.9   *
17. R58                   *    638274.3   970723.3        5.9   *
18. R59                   *    638192.4   970728.0        5.9   *
19. R60                   *    638110.5   970732.9        5.9   *
20. R61                   *    638028.7   970737.5        5.9   *
21. R62                   *    637946.8   970742.3        5.9   *
22. R63                   *    637864.9   970747.0        5.9   *
23. R64                   *    637783.1   970751.7        5.9   *
24. R65                   *    637701.2   970756.4        5.9   *
25. R66                   *    639008.5   972029.6        5.9   *
26. R67                   *    639007.2   971947.7        5.9   *
27. R68                   *    639006.0   971865.7        5.9   *
28. R69                   *    639004.7   971783.7        5.9   *
29. R70                   *    639004.9   971701.7        5.9   *
30. R71                   *    639007.8   971619.7        5.9   *
31. R72                   *    639008.0   971537.7        5.9   *
32. R73                   *    639004.6   971455.8        5.9   *
33. R74                   *    639014.0   971380.7        5.9   *
34. R75                   *    638926.4   971530.3        5.9   *
35. R76                   *    638844.6   971522.9        5.9   *
36. R77                   *    638763.0   971515.4        5.9   *
37. R78                   *    638681.3   971508.1        5.9   *
```

JOB: SR101L&27thAveTI(2020Existing) RUN: 2020Exist 27thAve TI AM

DATE : 8/27/21
TIME : 10: 0:47

RECEPTOR LOCATIONS

RECEPTOR	COORDINATES (FT) X	Y	Z
38. R79	638599.7	971500.7	5.9
39. R80	638518.0	971493.2	5.9
40. R81	638436.3	971485.8	5.9
41. R82	638354.6	971478.4	5.9
42. R83	638273.0	971471.0	5.9
43. R84	638191.3	971463.6	5.9
44. R85	638109.6	971456.2	5.9
45. R86	638028.0	971448.7	5.9
46. R87	637946.3	971441.2	5.9
47. R88	637864.7	971433.8	5.9
48. R89	637783.0	971426.5	5.9
49. R90	637701.3	971419.0	5.9

JOB: SR101L&27thAveTI(2020Existing) RUN: 2020Exist 27thAve TI AM

MODEL RESULTS

REMARKS : In search of the angle corresponding to the maximum concentration, only the first angle, of the angles with same maximum concentrations, is indicated as maximum.

WIND ANGLE RANGE: 0.-360.

WIND ANGLE (DEGR)	CONCENTRATION (PPM) REC1	REC2	REC3	REC4	REC5	REC6	REC7	REC8	REC9	REC10	REC11	REC12	REC13	REC14	REC15	REC16	REC17	REC18	REC19	REC20
0.	0.0	0.0	0.0	0.0	0.0	0.0	0.3	0.2	0.2	0.1	0.1	0.1	0.1	0.1	0.1	0.1	0.1	0.1	0.1	0.2
10.	0.1	0.1	0.1	0.1	0.0	0.0	0.2	0.2	0.2	0.1	0.1	0.2	0.1	0.1	0.1	0.1	0.1	0.1	0.1	0.1
20.	0.1	0.1	0.1	0.1	0.1	0.0	0.2	0.2	0.2	0.1	0.1	0.1	0.1	0.1	0.1	0.1	0.1	0.1	0.1	0.1
30.	0.1	0.1	0.1	0.2	0.2	0.1	0.2	0.2	0.2	0.1	0.1	0.1	0.1	0.1	0.1	0.1	0.1	0.1	0.1	0.1
40.	0.1	0.1	0.1	0.1	0.2	0.1	0.0	0.2	0.2	0.1	0.1	0.1	0.0	0.1	0.1	0.1	0.1	0.1	0.1	0.1
50.	0.1	0.1	0.1	0.1	0.2	0.1	0.0	0.3	0.2	0.2	0.1	0.1	0.0	0.0	0.1	0.1	0.1	0.1	0.1	0.1

60.	*	0.0	0.0	0.0	0.0	0.2	0.1	0.1	0.3	0.2	0.2	0.1	0.1	0.1	0.0	0.0	0.1	0.1	0.1	0.1	0.1
70.	*	0.0	0.0	0.0	0.0	0.0	0.1	0.1	0.3	0.0	0.2	0.1	0.1	0.1	0.0	0.0	0.0	0.0	0.1	0.1	0.1
80.	*	0.0	0.0	0.0	0.0	0.0	0.1	0.1	0.1	0.1	0.0	0.0	0.1	0.1	0.0	0.0	0.0	0.0	0.0	0.0	0.0
90.	*	0.0	0.0	0.0	0.0	0.0	0.1	0.1	0.2	0.0	0.0	0.0	0.0	0.0	0.0	0.0	0.0	0.0	0.0	0.0	0.0
100.	*	0.0	0.0	0.0	0.0	0.0	0.1	0.1	0.3	0.0	0.0	0.0	0.0	0.0	0.0	0.0	0.0	0.0	0.0	0.0	0.0
110.	*	0.0	0.0	0.0	0.0	0.0	0.1	0.1	0.3	0.1	0.0	0.0	0.0	0.0	0.0	0.0	0.0	0.0	0.0	0.0	0.0
120.	*	0.0	0.0	0.0	0.0	0.0	0.1	0.2	0.3	0.0	0.0	0.0	0.0	0.0	0.0	0.0	0.0	0.0	0.0	0.0	0.0
130.	*	0.0	0.1	0.1	0.1	0.1	0.1	0.2	0.2	0.0	0.0	0.0	0.0	0.0	0.0	0.0	0.0	0.0	0.0	0.0	0.0
140.	*	0.0	0.1	0.1	0.1	0.1	0.1	0.2	0.3	0.0	0.0	0.0	0.0	0.0	0.0	0.0	0.0	0.0	0.0	0.0	0.0
150.	*	0.0	0.0	0.1	0.1	0.1	0.1	0.1	0.2	0.0	0.0	0.0	0.0	0.0	0.0	0.0	0.0	0.0	0.0	0.0	0.0
160.	*	0.0	0.0	0.1	0.1	0.1	0.1	0.1	0.2	0.0	0.0	0.0	0.0	0.0	0.0	0.0	0.0	0.0	0.0	0.0	0.0
170.	*	0.0	0.0	0.0	0.1	0.1	0.1	0.1	0.2	0.0	0.0	0.0	0.0	0.0	0.0	0.0	0.0	0.0	0.0	0.0	0.0
180.	*	0.0	0.0	0.0	0.0	0.0	0.0	0.0	0.2	0.0	0.0	0.0	0.0	0.0	0.0	0.0	0.0	0.0	0.0	0.0	0.0
190.	*	0.0	0.0	0.0	0.0	0.0	0.0	0.0	0.2	0.0	0.0	0.0	0.0	0.0	0.0	0.0	0.0	0.0	0.0	0.0	0.0
200.	*	0.0	0.0	0.0	0.0	0.0	0.0	0.0	0.2	0.0	0.0	0.0	0.0	0.0	0.0	0.0	0.0	0.0	0.0	0.0	0.0
210.	*	0.0	0.0	0.0	0.0	0.0	0.0	0.0	0.2	0.0	0.0	0.0	0.0	0.0	0.0	0.0	0.0	0.0	0.0	0.0	0.0
220.	*	0.0	0.0	0.0	0.0	0.0	0.0	0.0	0.2	0.0	0.0	0.0	0.0	0.0	0.0	0.0	0.0	0.0	0.0	0.0	0.0
230.	*	0.0	0.0	0.0	0.0	0.0	0.0	0.0	0.2	0.0	0.0	0.0	0.0	0.0	0.0	0.0	0.0	0.0	0.0	0.0	0.0
240.	*	0.0	0.0	0.0	0.0	0.0	0.0	0.0	0.2	0.0	0.0	0.0	0.0	0.0	0.0	0.0	0.0	0.0	0.0	0.0	0.0
250.	*	0.0	0.0	0.0	0.0	0.0	0.0	0.0	0.2	0.0	0.0	0.0	0.0	0.0	0.0	0.0	0.0	0.0	0.0	0.0	0.0
260.	*	0.0	0.0	0.0	0.0	0.0	0.0	0.0	0.2	0.0	0.0	0.0	0.0	0.0	0.0	0.0	0.0	0.0	0.0	0.0	0.0
270.	*	0.0	0.0	0.0	0.0	0.0	0.0	0.0	0.1	0.0	0.0	0.0	0.0	0.0	0.0	0.0	0.0	0.0	0.0	0.0	0.0
280.	*	0.0	0.0	0.0	0.0	0.0	0.0	0.1	0.3	0.1	0.0	0.0	0.0	0.0	0.0	0.1	0.1	0.1	0.1	0.1	0.1
290.	*	0.0	0.0	0.0	0.0	0.0	0.1	0.2	0.1	0.1	0.1	0.1	0.1	0.1	0.1	0.1	0.1	0.1	0.1	0.1	0.0
300.	*	0.0	0.0	0.0	0.0	0.0	0.1	0.3	0.2	0.2	0.2	0.2	0.2	0.2	0.2	0.1	0.1	0.1	0.1	0.1	0.1
310.	*	0.0	0.0	0.0	0.0	0.0	0.1	0.2	0.1	0.2	0.2	0.1	0.2	0.2	0.2	0.2	0.2	0.2	0.2	0.1	0.1
320.	*	0.0	0.0	0.0	0.0	0.0	0.0	0.2	0.1	0.2	0.2	0.2	0.1	0.1	0.2	0.2	0.2	0.2	0.2	0.2	0.2
330.	*	0.0	0.0	0.0	0.0	0.0	0.0	0.2	0.1	0.1	0.2	0.2	0.1	0.1	0.1	0.1	0.1	0.1	0.2	0.2	0.2
340.	*	0.0	0.0	0.0	0.0	0.0	0.0	0.2	0.1	0.2	0.1	0.2	0.1	0.1	0.1	0.1	0.1	0.1	0.2	0.2	0.2
350.	*	0.0	0.0	0.0	0.0	0.0	0.0	0.2	0.1	0.2	0.1	0.2	0.1	0.1	0.1	0.1	0.1	0.1	0.1	0.1	0.1
360.	*	0.0	0.0	0.0	0.0	0.0	0.0	0.3	0.2	0.2	0.1	0.1	0.1	0.1	0.1	0.1	0.1	0.1	0.1	0.1	0.2
MAX	*	0.1	0.1	0.1	0.2	0.2	0.1	0.3	0.3	0.2	0.2	0.2	0.2	0.2	0.2	0.2	0.2	0.2	0.2	0.2	0.2
DEGR.	*	10	10	10	30	30	30	0	50	0	50	300	10	300	300	310	310	310	310	320	0

PAGE 6

JOB: SR101L&27thAveTI(2020Existing) RUN: 2020Exist 27thAve TI AM

MODEL RESULTS

REMARKS : In search of the angle corresponding to the maximum concentration, only the first angle, of the angles with same maximum concentrations, is indicated as maximum.

WIND ANGLE RANGE: 0.-360.

WIND ANGLE (DEGR)	* CONCENTRATION (PPM) REC21	REC22	REC23	REC24	REC25	REC26	REC27	REC28	REC29	REC30	REC31	REC32	REC33	REC34	REC35	REC36	REC37	REC38	REC39	REC40
0.	0.2	0.2	0.2	0.2	0.0	0.1	0.1	0.1	0.1	0.1	0.1	0.1	0.2	0.0	0.0	0.0	0.0	0.0	0.0	0.0
10.	0.1	0.2	0.2	0.2	0.0	0.1	0.1	0.1	0.1	0.1	0.1	0.2	0.3	0.0	0.0	0.0	0.0	0.0	0.0	0.0
20.	0.1	0.1	0.2	0.2	0.0	0.1	0.1	0.1	0.1	0.1	0.2	0.3	0.2	0.0	0.0	0.0	0.0	0.0	0.0	0.0
30.	0.2	0.2	0.2	0.2	0.0	0.1	0.1	0.1	0.1	0.1	0.2	0.3	0.1	0.0	0.0	0.0	0.0	0.0	0.0	0.0
40.	0.1	0.2	0.2	0.2	0.0	0.1	0.1	0.1	0.1	0.1	0.2	0.2	0.2	0.0	0.0	0.0	0.0	0.0	0.0	0.0
50.	0.1	0.1	0.2	0.2	0.0	0.0	0.1	0.1	0.0	0.0	0.1	0.2	0.2	0.0	0.0	0.0	0.0	0.0	0.0	0.0
60.	0.1	0.1	0.1	0.1	0.0	0.0	0.0	0.0	0.0	0.0	0.2	0.1	0.2	0.0	0.0	0.0	0.0	0.0	0.0	0.0
70.	0.1	0.1	0.1	0.1	0.0	0.0	0.0	0.0	0.0	0.0	0.2	0.1	0.4	0.1	0.0	0.0	0.0	0.0	0.0	0.0
80.	0.0	0.1	0.1	0.1	0.0	0.0	0.0	0.0	0.0	0.0	0.2	0.1	0.3	0.1	0.0	0.0	0.0	0.0	0.0	0.0
90.	0.0	0.0	0.0	0.0	0.0	0.0	0.0	0.0	0.0	0.0	0.2	0.2	0.2	0.1	0.0	0.0	0.0	0.0	0.0	0.0
100.	0.0	0.0	0.0	0.0	0.0	0.0	0.0	0.0	0.0	0.0	0.2	0.2	0.1	0.1	0.0	0.0	0.0	0.0	0.0	0.0
110.	0.0	0.0	0.0	0.0	0.0	0.0	0.0	0.0	0.0	0.0	0.2	0.1	0.1	0.1	0.0	0.0	0.0	0.0	0.0	0.0
120.	0.0	0.0	0.0	0.0	0.0	0.0	0.0	0.0	0.0	0.0	0.2	0.0	0.1	0.0	0.0	0.0	0.0	0.0	0.0	0.0
130.	0.0	0.0	0.0	0.0	0.0	0.1	0.1	0.1	0.1	0.2	0.2	0.0	0.1	0.0	0.0	0.0	0.0	0.0	0.0	0.0
140.	0.0	0.0	0.0	0.0	0.1	0.1	0.1	0.1	0.1	0.2	0.3	0.0	0.1	0.0	0.0	0.0	0.0	0.0	0.0	0.0
150.	0.0	0.0	0.0	0.0	0.1	0.1	0.1	0.1	0.1	0.2	0.3	0.1	0.1	0.0	0.0	0.0	0.0	0.0	0.0	0.0
160.	0.0	0.0	0.0	0.0	0.1	0.1	0.1	0.1	0.2	0.2	0.1	0.1	0.1	0.0	0.0	0.0	0.0	0.0	0.0	0.0
170.	0.0	0.0	0.0	0.0	0.1	0.1	0.1	0.1	0.2	0.2	0.2	0.1	0.1	0.0	0.0	0.0	0.0	0.0	0.0	0.0
180.	0.0	0.0	0.0	0.0	0.1	0.1	0.1	0.1	0.0	0.1	0.0	0.1	0.1	0.0	0.0	0.0	0.0	0.0	0.0	0.0
190.	0.0	0.0	0.0	0.0	0.1	0.1	0.0	0.0	0.0	0.0	0.0	0.0	0.0	0.0	0.0	0.0	0.0	0.0	0.0	0.0
200.	0.0	0.0	0.0	0.0	0.0	0.0	0.0	0.0	0.0	0.0	0.0	0.1	0.0	0.0	0.0	0.0	0.0	0.0	0.0	0.0
210.	0.0	0.0	0.0	0.0	0.0	0.0	0.0	0.0	0.0	0.0	0.0	0.1	0.0	0.0	0.0	0.0	0.0	0.0	0.0	0.0
220.	0.0	0.0	0.0	0.0	0.0	0.0	0.0	0.0	0.0	0.0	0.0	0.1	0.0	0.0	0.0	0.0	0.0	0.0	0.1	0.1
230.	0.0	0.0	0.0	0.0	0.0	0.0	0.0	0.0	0.0	0.0	0.0	0.1	0.0	0.0	0.0	0.0	0.1	0.1	0.1	0.1
240.	0.0	0.0	0.0	0.0	0.0	0.0	0.0	0.0	0.0	0.0	0.0	0.1	0.0	0.0	0.0	0.1	0.1	0.1	0.0	0.0
250.	0.0	0.0	0.0	0.0	0.0	0.0	0.0	0.0	0.0	0.0	0.0	0.1	0.0	0.0	0.0	0.0	0.0	0.0	0.0	0.0
260.	0.0	0.0	0.0	0.0	0.0	0.0	0.0	0.0	0.0	0.0	0.0	0.0	0.1	0.0	0.0	0.0	0.0	0.0	0.0	0.0
270.	0.0	0.0	0.0	0.0	0.0	0.0	0.0	0.0	0.0	0.0	0.0	0.0	0.1	0.0	0.0	0.0	0.0	0.0	0.0	0.0
280.	0.1	0.1	0.1	0.1	0.0	0.0	0.0	0.0	0.0	0.0	0.0	0.0	0.1	0.0	0.0	0.0	0.0	0.0	0.0	0.0
290.	0.0	0.0	0.0	0.1	0.0	0.0	0.0	0.0	0.0	0.0	0.0	0.0	0.1	0.0	0.0	0.0	0.0	0.0	0.0	0.0
300.	0.1	0.1	0.0	0.0	0.0	0.0	0.0	0.0	0.0	0.0	0.0	0.0	0.1	0.0	0.0	0.0	0.0	0.0	0.0	0.0
310.	0.1	0.1	0.1	0.1	0.0	0.0	0.0	0.0	0.0	0.0	0.0	0.0	0.1	0.0	0.0	0.0	0.0	0.0	0.0	0.0
320.	0.2	0.1	0.1	0.1	0.0	0.0	0.0	0.0	0.0	0.0	0.0	0.0	0.1	0.0	0.0	0.0	0.0	0.0	0.0	0.0
330.	0.2	0.2	0.1	0.1	0.0	0.0	0.0	0.0	0.0	0.0	0.0	0.0	0.1	0.0	0.0	0.0	0.0	0.0	0.0	0.0
340.	0.2	0.2	0.2	0.1	0.0	0.0	0.0	0.0	0.0	0.0	0.0	0.0	0.1	0.0	0.0	0.0	0.0	0.0	0.0	0.0
350.	0.1	0.2	0.2	0.2	0.0	0.0	0.0	0.0	0.0	0.0	0.0	0.0	0.1	0.0	0.0	0.0	0.0	0.0	0.0	0.0
360.	0.2	0.2	0.2	0.2	0.0	0.1	0.1	0.1	0.1	0.1	0.1	0.1	0.2	0.0	0.0	0.0	0.0	0.0	0.0	0.0
MAX	0.2	0.2	0.2	0.2	0.1	0.1	0.1	0.1	0.2	0.2	0.3	0.3	0.4	0.1	0.0	0.1	0.1	0.1	0.1	0.1
DEGR.	0	0	0	0	140	0	0	0	160	130	140	20	70	70	0	240	230	230	220	220

JOB: SR101L&27thAveTI(2020Existing) RUN: 2020Exist 27thAve TI AM

MODEL RESULTS

REMARKS : In search of the angle corresponding to the maximum concentration, only the first angle, of the angles with same maximum concentrations, is indicated as maximum.

WIND ANGLE RANGE: 0.-360.

WIND ANGLE (DEGR)	* CONCENTRATION (PPM) REC41	REC42	REC43	REC44	REC45	REC46	REC47	REC48	REC49
0.	0.0	0.0	0.0	0.0	0.0	0.0	0.0	0.0	0.0
10.	0.0	0.0	0.0	0.0	0.0	0.0	0.0	0.0	0.0
20.	0.0	0.0	0.0	0.0	0.0	0.0	0.0	0.0	0.0
30.	0.0	0.0	0.0	0.0	0.0	0.0	0.0	0.0	0.0
40.	0.0	0.0	0.0	0.0	0.0	0.0	0.0	0.0	0.0
50.	0.0	0.0	0.0	0.0	0.0	0.0	0.0	0.0	0.0
60.	0.0	0.0	0.0	0.0	0.0	0.0	0.0	0.0	0.0
70.	0.0	0.0	0.0	0.0	0.0	0.0	0.0	0.0	0.0
80.	0.0	0.0	0.0	0.0	0.0	0.0	0.0	0.0	0.0
90.	0.0	0.0	0.0	0.0	0.0	0.0	0.0	0.0	0.0
100.	0.0	0.0	0.0	0.0	0.0	0.0	0.0	0.0	0.0
110.	0.0	0.0	0.0	0.0	0.0	0.0	0.0	0.0	0.0
120.	0.0	0.0	0.0	0.0	0.0	0.0	0.0	0.0	0.1
130.	0.0	0.0	0.0	0.0	0.0	0.0	0.1	0.1	0.1
140.	0.0	0.0	0.0	0.0	0.0	0.1	0.1	0.1	0.1
150.	0.0	0.0	0.0	0.0	0.1	0.1	0.1	0.1	0.1
160.	0.0	0.0	0.0	0.1	0.1	0.1	0.1	0.1	0.1
170.	0.0	0.0	0.0	0.0	0.1	0.1	0.1	0.1	0.1
180.	0.0	0.0	0.1	0.1	0.1	0.1	0.1	0.1	0.1
190.	0.0	0.0	0.0	0.0	0.1	0.1	0.1	0.1	0.1
200.	0.0	0.0	0.0	0.0	0.0	0.1	0.1	0.1	0.1
210.	0.0	0.1	0.1	0.1	0.1	0.1	0.1	0.1	0.0
220.	0.1	0.1	0.1	0.1	0.1	0.1	0.0	0.0	0.0
230.	0.1	0.1	0.1	0.1	0.0	0.0	0.0	0.0	0.0
240.	0.0	0.0	0.0	0.0	0.0	0.0	0.0	0.0	0.0
250.	0.0	0.0	0.0	0.0	0.0	0.0	0.0	0.0	0.0
260.	0.0	0.0	0.0	0.0	0.0	0.0	0.0	0.0	0.0
270.	0.0	0.0	0.0	0.0	0.0	0.0	0.0	0.0	0.0
280.	0.0	0.0	0.0	0.0	0.0	0.0	0.0	0.0	0.0
290.	0.0	0.0	0.0	0.0	0.0	0.0	0.0	0.0	0.0
300.	0.0	0.0	0.0	0.0	0.0	0.0	0.0	0.0	0.0

310.	*	0.0	0.0	0.0	0.0	0.0	0.0	0.0	0.0	0.0
320.	*	0.0	0.0	0.0	0.0	0.0	0.0	0.0	0.0	0.0
330.	*	0.0	0.0	0.0	0.0	0.0	0.0	0.0	0.0	0.0
340.	*	0.0	0.0	0.0	0.0	0.0	0.0	0.0	0.0	0.0
350.	*	0.0	0.0	0.0	0.0	0.0	0.0	0.0	0.0	0.0
360.	*	0.0	0.0	0.0	0.0	0.0	0.0	0.0	0.0	0.0
MAX	*	0.1	0.1	0.1	0.1	0.1	0.1	0.1	0.1	0.1
DEGR.	*	220	210	180	160	150	140	130	130	120

THE HIGHEST CONCENTRATION OF 0.40 PPM OCCURRED AT RECEPTOR REC33.

JOB: SR101L&27thAveTI(2020Existing) RUN: 2020Exist 27thAve TI AM

DATE : 8/27/21
TIME : 10: 0:47

RECEPTOR - LINK MATRIX FOR THE ANGLE PRODUCING
THE MAXIMUM CONCENTRATION FOR EACH RECEPTOR

CO/LINK (PPM)
ANGLE (DEGREES)

LINK #	REC1	REC2	REC3	REC4	REC5	REC6	REC7	REC8	REC9	REC10	REC11	REC12	REC13	REC14	REC15	REC16	REC17	REC18	REC19	REC20
	10	10	10	30	30	30	0	50	0	50	300	10	300	300	310	310	310	310	320	0
1	0.0	0.0	0.0	0.0	0.0	0.0	0.0	0.0	0.0	0.0	0.0	0.0	0.0	0.0	0.0	0.0	0.0	0.0	0.0	0.0
2	0.0	0.0	0.0	0.0	0.0	0.0	0.0	0.0	0.0	0.0	0.0	0.0	0.0	0.0	0.0	0.0	0.0	0.0	0.0	0.0
3	0.0	0.0	0.0	0.0	0.0	0.0	0.0	0.0	0.0	0.0	0.1	0.0	0.1	0.1	0.1	0.1	0.1	0.1	0.1	0.1
4	0.0	0.0	0.0	0.0	0.0	0.0	0.0	0.0	0.0	0.0	0.0	0.0	0.0	0.0	0.0	0.0	0.0	0.0	0.0	0.0
5	0.0	0.0	0.0	0.0	0.0	0.0	0.0	0.0	0.0	0.0	0.0	0.0	0.0	0.0	0.0	0.0	0.0	0.0	0.0	0.0
6	0.0	0.0	0.0	0.0	0.0	0.0	0.0	0.0	0.0	0.0	0.0	0.0	0.0	0.0	0.0	0.0	0.0	0.0	0.0	0.0
7	0.0	0.0	0.0	0.0	0.0	0.0	0.1	0.0	0.1	0.1	0.0	0.1	0.0	0.0	0.0	0.0	0.0	0.0	0.0	0.0
8	0.0	0.0	0.0	0.0	0.0	0.0	0.0	0.0	0.0	0.0	0.0	0.0	0.0	0.0	0.0	0.0	0.0	0.0	0.0	0.0
9	0.0	0.0	0.0	0.0	0.0	0.0	0.0	0.0	0.0	0.0	0.1	0.1	0.1	0.1	0.1	0.1	0.1	0.1	0.1	0.1
10	0.0	0.0	0.0	0.0	0.0	0.0	0.0	0.1	0.0	0.0	0.0	0.0	0.0	0.0	0.0	0.0	0.0	0.0	0.0	0.0
11	0.0	0.0	0.0	0.0	0.0	0.0	0.0	0.0	0.0	0.0	0.0	0.0	0.0	0.0	0.0	0.0	0.0	0.0	0.0	0.0
12	0.0	0.0	0.0	0.0	0.0	0.0	0.0	0.0	0.0	0.0	0.0	0.0	0.0	0.0	0.0	0.0	0.0	0.0	0.0	0.0
13	0.0	0.0	0.0	0.0	0.0	0.0	0.0	0.1	0.0	0.0	0.0	0.0	0.0	0.0	0.0	0.0	0.0	0.0	0.0	0.0
14	0.0	0.0	0.0	0.0	0.0	0.0	0.0	0.0	0.0	0.0	0.0	0.0	0.0	0.0	0.0	0.0	0.0	0.0	0.0	0.0
15	0.0	0.0	0.0	0.0	0.0	0.0	0.0	0.0	0.0	0.0	0.0	0.0	0.0	0.0	0.0	0.0	0.0	0.0	0.0	0.0
16	0.0	0.0	0.0	0.0	0.0	0.0	0.0	0.0	0.0	0.0	0.0	0.0	0.0	0.0	0.0	0.0	0.0	0.0	0.0	0.0
17	0.0	0.0	0.0	0.0	0.0	0.0	0.0	0.0	0.0	0.0	0.0	0.0	0.0	0.0	0.0	0.0	0.0	0.0	0.0	0.0
18	0.0	0.0	0.0	0.0	0.0	0.0	0.0	0.0	0.0	0.0	0.0	0.0	0.0	0.0	0.0	0.0	0.0	0.0	0.0	0.0
19	0.0	0.0	0.0	0.0	0.0	0.0	0.0	0.0	0.0	0.0	0.0	0.0	0.0	0.0	0.0	0.0	0.0	0.0	0.0	0.0
20	0.0	0.0	0.0	0.0	0.0	0.0	0.0	0.0	0.0	0.0	0.0	0.0	0.0	0.0	0.0	0.0	0.0	0.0	0.0	0.0
21	0.0	0.0	0.0	0.0	0.0	0.0	0.0	0.0	0.0	0.0	0.0	0.0	0.0	0.0	0.0	0.0	0.0	0.0	0.0	0.0

22	*	0.0	0.0	0.0	0.0	0.0	0.0	0.0	0.0	0.0	0.0	0.0	0.0	0.0	0.0	0.0	0.0	0.0	0.0	0.0	0.0
23	*	0.0	0.0	0.0	0.0	0.0	0.0	0.0	0.0	0.0	0.0	0.0	0.0	0.0	0.0	0.0	0.0	0.0	0.0	0.0	0.0
24	*	0.0	0.0	0.0	0.0	0.0	0.0	0.0	0.0	0.0	0.0	0.0	0.0	0.0	0.0	0.0	0.0	0.0	0.0	0.0	0.0
25	*	0.0	0.0	0.0	0.0	0.0	0.0	0.0	0.0	0.0	0.0	0.0	0.0	0.0	0.0	0.0	0.0	0.0	0.0	0.0	0.0
26	*	0.0	0.0	0.0	0.0	0.0	0.0	0.0	0.0	0.0	0.0	0.0	0.0	0.0	0.0	0.0	0.0	0.0	0.0	0.0	0.0
27	*	0.0	0.0	0.0	0.0	0.0	0.0	0.0	0.0	0.0	0.0	0.0	0.0	0.0	0.0	0.0	0.0	0.0	0.0	0.0	0.0
28	*	0.0	0.0	0.0	0.0	0.0	0.0	0.0	0.0	0.0	0.0	0.0	0.0	0.0	0.0	0.0	0.0	0.0	0.0	0.0	0.0
29	*	0.0	0.0	0.0	0.0	0.0	0.0	0.0	0.0	0.0	0.0	0.0	0.0	0.0	0.0	0.0	0.0	0.0	0.0	0.0	0.0
30	*	0.0	0.0	0.0	0.0	0.0	0.0	0.0	0.0	0.0	0.0	0.0	0.0	0.0	0.0	0.0	0.0	0.0	0.0	0.0	0.0
31	*	0.0	0.0	0.0	0.0	0.0	0.0	0.0	0.0	0.0	0.0	0.0	0.0	0.0	0.0	0.0	0.0	0.0	0.0	0.0	0.0
32	*	0.0	0.0	0.0	0.0	0.0	0.0	0.0	0.0	0.0	0.0	0.0	0.0	0.0	0.0	0.0	0.0	0.0	0.0	0.0	0.0
33	*	0.0	0.0	0.0	0.0	0.0	0.0	0.0	0.0	0.0	0.0	0.0	0.0	0.0	0.0	0.0	0.0	0.0	0.0	0.0	0.0
34	*	0.0	0.0	0.0	0.0	0.0	0.0	0.1	0.1	0.0	0.0	0.0	0.0	0.0	0.0	0.0	0.0	0.0	0.0	0.0	0.0
35	*	0.1	0.1	0.1	0.1	0.1	0.1	0.0	0.0	0.0	0.0	0.0	0.0	0.0	0.0	0.0	0.0	0.0	0.0	0.0	0.0
36	*	0.0	0.0	0.0	0.0	0.0	0.0	0.0	0.0	0.0	0.0	0.0	0.0	0.0	0.0	0.0	0.0	0.0	0.0	0.0	0.0
37	*	0.0	0.0	0.0	0.0	0.0	0.0	0.0	0.0	0.0	0.0	0.0	0.0	0.0	0.0	0.0	0.0	0.0	0.0	0.0	0.0
38	*	0.0	0.0	0.0	0.0	0.0	0.0	0.0	0.0	0.0	0.0	0.0	0.0	0.0	0.0	0.0	0.0	0.0	0.0	0.0	0.0
39	*	0.0	0.0	0.0	0.0	0.0	0.0	0.0	0.0	0.0	0.0	0.0	0.0	0.0	0.0	0.0	0.0	0.0	0.0	0.0	0.0
40	*	0.0	0.0	0.0	0.0	0.0	0.0	0.0	0.0	0.0	0.0	0.0	0.0	0.0	0.0	0.0	0.0	0.0	0.0	0.0	0.0
41	*	0.0	0.0	0.0	0.0	0.0	0.0	0.0	0.0	0.0	0.0	0.0	0.0	0.0	0.0	0.0	0.0	0.0	0.0	0.0	0.0
42	*	0.0	0.0	0.0	0.0	0.0	0.0	0.0	0.0	0.0	0.0	0.0	0.0	0.0	0.0	0.0	0.0	0.0	0.0	0.0	0.0
43	*	0.0	0.0	0.0	0.0	0.0	0.0	0.0	0.0	0.0	0.0	0.0	0.0	0.0	0.0	0.0	0.0	0.0	0.0	0.0	0.0
44	*	0.0	0.0	0.0	0.0	0.0	0.0	0.1	0.0	0.1	0.1	0.0	0.0	0.0	0.0	0.0	0.0	0.0	0.0	0.0	0.0
45	*	0.0	0.0	0.0	0.1	0.1	0.0	0.0	0.0	0.0	0.0	0.0	0.0	0.0	0.0	0.0	0.0	0.0	0.0	0.0	0.0

JOB: SR101L&27thAveTI(2020Existing) RUN: 2020Exist 27thAve TI AM

* CO/LINK (PPM)
* ANGLE (DEGREES)

LINK #	*	REC1	REC2	REC3	REC4	REC5	REC6	REC7	REC8	REC9	REC10	REC11	REC12	REC13	REC14	REC15	REC16	REC17	REC18	REC19	REC20
	*	10	10	10	30	30	30	0	50	0	50	300	10	300	300	310	310	310	310	320	0
46	*	0.0	0.0	0.0	0.0	0.0	0.0	0.0	0.0	0.0	0.0	0.0	0.0	0.0	0.0	0.0	0.0	0.0	0.0	0.0	0.0
47	*	0.0	0.0	0.0	0.0	0.0	0.0	0.0	0.0	0.0	0.0	0.0	0.0	0.0	0.0	0.0	0.0	0.0	0.0	0.0	0.0
48	*	0.0	0.0	0.0	0.0	0.0	0.0	0.0	0.0	0.0	0.0	0.0	0.0	0.0	0.0	0.0	0.0	0.0	0.0	0.0	0.0

JOB: SR101L&27thAveTI(2020Existing) RUN: 2020Exist 27thAve TI AM

DATE : 8/27/21
TIME : 10: 0:47

RECEPTOR - LINK MATRIX FOR THE ANGLE PRODUCING
THE MAXIMUM CONCENTRATION FOR EACH RECEPTOR

* CO/LINK (PPM)
* ANGLE (DEGREES)

LINK #	REC21 0 0	REC22 0	REC23 0	REC24 140	REC25 0	REC26 0	REC27 0	REC28 160	REC29 130	REC30 140	REC31 20	REC32 70	REC33 70	REC34 0	REC35 240	REC36 230	REC37 230	REC38 220	REC39 220	REC40
1	0.0	0.0	0.0	0.0	0.0	0.0	0.0	0.0	0.0	0.0	0.0	0.0	0.0	0.0	0.0	0.0	0.0	0.0	0.0	0.0
2	0.0	0.0	0.0	0.0	0.0	0.0	0.0	0.0	0.0	0.0	0.0	0.0	0.0	0.0	0.0	0.0	0.0	0.0	0.0	0.0
3	0.1	0.1	0.1	0.1	0.0	0.0	0.0	0.0	0.0	0.0	0.0	0.0	0.0	0.0	0.0	0.1	0.1	0.1	0.1	0.1
4	0.0	0.0	0.0	0.0	0.0	0.0	0.0	0.0	0.0	0.0	0.0	0.0	0.0	0.0	0.0	0.0	0.0	0.0	0.0	0.0
5	0.0	0.0	0.0	0.0	0.0	0.0	0.0	0.0	0.0	0.0	0.0	0.0	0.0	0.0	0.0	0.0	0.0	0.0	0.0	0.0
6	0.0	0.0	0.0	0.0	0.0	0.0	0.0	0.0	0.0	0.0	0.0	0.0	0.0	0.0	0.0	0.0	0.0	0.0	0.0	0.0
7	0.0	0.0	0.0	0.0	0.0	0.0	0.0	0.0	0.0	0.0	0.0	0.0	0.0	0.0	0.0	0.0	0.0	0.0	0.0	0.0
8	0.0	0.0	0.0	0.0	0.0	0.0	0.0	0.0	0.0	0.0	0.0	0.0	0.0	0.0	0.0	0.0	0.0	0.0	0.0	0.0
9	0.1	0.1	0.1	0.1	0.0	0.0	0.0	0.0	0.0	0.0	0.0	0.0	0.0	0.0	0.0	0.0	0.0	0.0	0.0	0.0
10	0.0	0.0	0.0	0.0	0.0	0.0	0.0	0.0	0.0	0.0	0.0	0.0	0.0	0.0	0.0	0.0	0.0	0.0	0.0	0.0
11	0.0	0.0	0.0	0.0	0.0	0.0	0.0	0.0	0.0	0.0	0.0	0.0	0.0	0.0	0.0	0.0	0.0	0.0	0.0	0.0
12	0.0	0.0	0.0	0.0	0.0	0.0	0.0	0.0	0.0	0.0	0.0	0.0	0.0	0.0	0.0	0.0	0.0	0.0	0.0	0.0
13	0.0	0.0	0.0	0.0	0.0	0.0	0.0	0.0	0.0	0.0	0.0	0.0	0.0	0.0	0.0	0.0	0.0	0.0	0.0	0.0
14	0.0	0.0	0.0	0.0	0.0	0.0	0.0	0.0	0.0	0.0	0.0	0.0	0.0	0.0	0.0	0.0	0.0	0.0	0.0	0.0
15	0.0	0.0	0.0	0.0	0.0	0.0	0.0	0.0	0.0	0.0	0.0	0.0	0.0	0.0	0.0	0.0	0.0	0.0	0.0	0.0
16	0.0	0.0	0.0	0.0	0.0	0.0	0.0	0.0	0.0	0.0	0.0	0.0	0.0	0.0	0.0	0.0	0.0	0.0	0.0	0.0
17	0.0	0.0	0.0	0.0	0.0	0.0	0.0	0.0	0.0	0.0	0.0	0.0	0.0	0.0	0.0	0.0	0.0	0.0	0.0	0.0
18	0.0	0.0	0.0	0.0	0.0	0.0	0.0	0.0	0.0	0.0	0.0	0.0	0.0	0.0	0.0	0.0	0.0	0.0	0.0	0.0
19	0.0	0.0	0.0	0.0	0.0	0.0	0.0	0.0	0.0	0.0	0.0	0.0	0.0	0.0	0.0	0.0	0.0	0.0	0.0	0.0
20	0.0	0.0	0.0	0.0	0.0	0.0	0.0	0.0	0.0	0.0	0.0	0.0	0.0	0.0	0.0	0.0	0.0	0.0	0.0	0.0
21	0.0	0.0	0.0	0.0	0.0	0.0	0.0	0.0	0.0	0.0	0.0	0.0	0.0	0.0	0.0	0.0	0.0	0.0	0.0	0.0
22	0.0	0.0	0.0	0.0	0.0	0.0	0.0	0.0	0.0	0.0	0.0	0.0	0.0	0.0	0.0	0.0	0.0	0.0	0.0	0.0
23	0.0	0.0	0.0	0.0	0.0	0.0	0.0	0.0	0.0	0.0	0.0	0.0	0.0	0.0	0.0	0.0	0.0	0.0	0.0	0.0
24	0.0	0.0	0.0	0.0	0.0	0.0	0.0	0.0	0.0	0.0	0.0	0.0	0.0	0.0	0.0	0.0	0.0	0.0	0.0	0.0
25	0.0	0.0	0.0	0.0	0.0	0.0	0.0	0.0	0.0	0.0	0.0	0.0	0.0	0.0	0.0	0.0	0.0	0.0	0.0	0.0
26	0.0	0.0	0.0	0.0	0.0	0.0	0.0	0.0	0.0	0.0	0.0	0.0	0.0	0.0	0.0	0.0	0.0	0.0	0.0	0.0
27	0.0	0.0	0.0	0.0	0.0	0.0	0.0	0.0	0.0	0.0	0.0	0.0	0.1	0.0	0.0	0.0	0.0	0.0	0.0	0.0
28	0.0	0.0	0.0	0.0	0.0	0.0	0.0	0.0	0.0	0.0	0.0	0.0	0.0	0.0	0.0	0.0	0.0	0.0	0.0	0.0
29	0.0	0.0	0.0	0.0	0.0	0.0	0.0	0.0	0.0	0.0	0.0	0.0	0.0	0.0	0.0	0.0	0.0	0.0	0.0	0.0
30	0.0	0.0	0.0	0.0	0.0	0.0	0.0	0.0	0.0	0.0	0.0	0.0	0.1	0.0	0.0	0.0	0.0	0.0	0.0	0.0
31	0.0	0.0	0.0	0.0	0.0	0.0	0.0	0.0	0.0	0.0	0.0	0.0	0.0	0.0	0.0	0.0	0.0	0.0	0.0	0.0
32	0.0	0.0	0.0	0.0	0.0	0.0	0.0	0.0	0.0	0.0	0.0	0.0	0.0	0.0	0.0	0.0	0.0	0.0	0.0	0.0
33	0.0	0.0	0.0	0.0	0.1	0.1	0.1	0.1	0.1	0.1	0.1	0.1	0.0	0.0	0.0	0.0	0.0	0.0	0.0	0.0
34	0.0	0.0	0.0	0.0	0.0	0.0	0.0	0.0	0.0	0.0	0.0	0.0	0.1	0.0	0.0	0.0	0.0	0.0	0.0	0.0
35	0.0	0.0	0.0	0.0	0.0	0.0	0.0	0.0	0.0	0.0	0.0	0.0	0.0	0.0	0.0	0.0	0.0	0.0	0.0	0.0
36	0.0	0.0	0.0	0.0	0.0	0.0	0.0	0.0	0.0	0.0	0.0	0.0	0.0	0.0	0.0	0.0	0.0	0.0	0.0	0.0
37	0.0	0.0	0.0	0.0	0.0	0.0	0.0	0.0	0.0	0.0	0.0	0.0	0.0	0.0	0.0	0.0	0.0	0.0	0.0	0.0
38	0.0	0.0	0.0	0.0	0.0	0.0	0.0	0.0	0.0	0.0	0.0	0.0	0.0	0.0	0.0	0.0	0.0	0.0	0.0	0.0
39	0.0	0.0	0.0	0.0	0.0	0.0	0.0	0.0	0.0	0.0	0.0	0.0	0.0	0.0	0.0	0.0	0.0	0.0	0.0	0.0
40	0.0	0.0	0.0	0.0	0.0	0.0	0.0	0.0	0.0	0.0	0.0	0.0	0.0	0.0	0.0	0.0	0.0	0.0	0.0	0.0
41	0.0	0.0	0.0	0.0	0.0	0.0	0.0	0.0	0.1	0.1	0.2	0.2	0.0	0.1	0.0	0.0	0.0	0.0	0.0	0.0
42	0.0	0.0	0.0	0.0	0.0	0.0	0.0	0.0	0.0	0.0	0.0	0.0	0.0	0.0	0.0	0.0	0.0	0.0	0.0	0.0
43	0.0	0.0	0.0	0.0	0.0	0.0	0.0	0.0	0.0	0.0	0.0	0.0	0.0	0.0	0.0	0.0	0.0	0.0	0.0	0.0
44	0.0	0.0	0.0	0.0	0.0	0.0	0.0	0.0	0.0	0.0	0.0	0.0	0.0	0.0	0.0	0.0	0.0	0.0	0.0	0.0

```
   45  *   0.0   0.0   0.0   0.0   0.0   0.0   0.0   0.0   0.0   0.0   0.0   0.0   0.0   0.0   0.0   0.0   0.0   0.0   0.0   0.0
                                                                                                                   PAGE 11
   JOB: SR101L&27thAveTI(2020Existing)                       RUN: 2020Exist 27thAve TI AM

       *    CO/LINK  (PPM)
       *    ANGLE (DEGREES)
       *  REC21 REC22 REC23 REC24 REC25 REC26 REC27 REC28 REC29 REC30 REC31 REC32 REC33 REC34 REC35 REC36 REC37 REC38 REC39 REC40
LINK # *  0  0     0     0     140 0       0     0     160 130   140   20     70    70    0      240 230   230   220   220
-------*-------------------------------------------------------------------------------------------------------------------------
   46  *   0.0   0.0   0.0   0.0   0.0   0.0   0.0   0.0   0.0   0.0   0.0   0.0   0.0   0.0   0.0   0.0   0.0   0.0   0.0   0.0
   47  *   0.0   0.0   0.0   0.0   0.0   0.0   0.0   0.0   0.0   0.0   0.0   0.0   0.0   0.0   0.0   0.0   0.0   0.0   0.0   0.0
   48  *   0.0   0.0   0.0   0.0   0.0   0.0   0.0   0.0   0.0   0.0   0.0   0.0   0.1   0.0   0.0   0.0   0.0   0.0   0.0   0.0
                                                                                                                   PAGE 12
   JOB: SR101L&27thAveTI(2020Existing)                       RUN: 2020Exist 27thAve TI AM

   DATE :  8/27/21
   TIME : 10: 0:47


   RECEPTOR - LINK MATRIX FOR THE ANGLE PRODUCING
   THE MAXIMUM CONCENTRATION FOR EACH RECEPTOR

       *    CO/LINK  (PPM)
       *    ANGLE (DEGREES)
       *  REC41 REC42 REC43 REC44 REC45 REC46 REC47 REC48 REC49
LINK # *   220   210   180   160   150   140   130   130   120
-------*-----------------------------------------------------
    1  *   0.0   0.0   0.0   0.0   0.0   0.0   0.0   0.0   0.0
    2  *   0.0   0.0   0.0   0.0   0.0   0.0   0.0   0.0   0.0
    3  *   0.1   0.1   0.1   0.1   0.1   0.1   0.1   0.1   0.1
    4  *   0.0   0.0   0.0   0.0   0.0   0.0   0.0   0.0   0.0
    5  *   0.0   0.0   0.0   0.0   0.0   0.0   0.0   0.0   0.0
    6  *   0.0   0.0   0.0   0.0   0.0   0.0   0.0   0.0   0.0
    7  *   0.0   0.0   0.0   0.0   0.0   0.0   0.0   0.0   0.0
    8  *   0.0   0.0   0.0   0.0   0.0   0.0   0.0   0.0   0.0
    9  *   0.0   0.0   0.0   0.0   0.0   0.0   0.0   0.0   0.0
   10  *   0.0   0.0   0.0   0.0   0.0   0.0   0.0   0.0   0.0
   11  *   0.0   0.0   0.0   0.0   0.0   0.0   0.0   0.0   0.0
   12  *   0.0   0.0   0.0   0.0   0.0   0.0   0.0   0.0   0.0
   13  *   0.0   0.0   0.0   0.0   0.0   0.0   0.0   0.0   0.0
   14  *   0.0   0.0   0.0   0.0   0.0   0.0   0.0   0.0   0.0
   15  *   0.0   0.0   0.0   0.0   0.0   0.0   0.0   0.0   0.0
   16  *   0.0   0.0   0.0   0.0   0.0   0.0   0.0   0.0   0.0
   17  *   0.0   0.0   0.0   0.0   0.0   0.0   0.0   0.0   0.0
   18  *   0.0   0.0   0.0   0.0   0.0   0.0   0.0   0.0   0.0
   19  *   0.0   0.0   0.0   0.0   0.0   0.0   0.0   0.0   0.0
   20  *   0.0   0.0   0.0   0.0   0.0   0.0   0.0   0.0   0.0
```

21	*	0.0	0.0	0.0	0.0	0.0	0.0	0.0	0.0	0.0
22	*	0.0	0.0	0.0	0.0	0.0	0.0	0.0	0.0	0.0
23	*	0.0	0.0	0.0	0.0	0.0	0.0	0.0	0.0	0.0
24	*	0.0	0.0	0.0	0.0	0.0	0.0	0.0	0.0	0.0
25	*	0.0	0.0	0.0	0.0	0.0	0.0	0.0	0.0	0.0
26	*	0.0	0.0	0.0	0.0	0.0	0.0	0.0	0.0	0.0
27	*	0.0	0.0	0.0	0.0	0.0	0.0	0.0	0.0	0.0
28	*	0.0	0.0	0.0	0.0	0.0	0.0	0.0	0.0	0.0
29	*	0.0	0.0	0.0	0.0	0.0	0.0	0.0	0.0	0.0
30	*	0.0	0.0	0.0	0.0	0.0	0.0	0.0	0.0	0.0
31	*	0.0	0.0	0.0	0.0	0.0	0.0	0.0	0.0	0.0
32	*	0.0	0.0	0.0	0.0	0.0	0.0	0.0	0.0	0.0
33	*	0.0	0.0	0.0	0.0	0.0	0.0	0.0	0.0	0.0
34	*	0.0	0.0	0.0	0.0	0.0	0.0	0.0	0.0	0.0
35	*	0.0	0.0	0.0	0.0	0.0	0.0	0.0	0.0	0.0
36	*	0.0	0.0	0.0	0.0	0.0	0.0	0.0	0.0	0.0
37	*	0.0	0.0	0.0	0.0	0.0	0.0	0.0	0.0	0.0
38	*	0.0	0.0	0.0	0.0	0.0	0.0	0.0	0.0	0.0
39	*	0.0	0.0	0.0	0.0	0.0	0.0	0.0	0.0	0.0
40	*	0.0	0.0	0.0	0.0	0.0	0.0	0.0	0.0	0.0
41	*	0.0	0.0	0.0	0.0	0.0	0.0	0.0	0.0	0.0
42	*	0.0	0.0	0.0	0.0	0.0	0.0	0.0	0.0	0.0
43	*	0.0	0.0	0.0	0.0	0.0	0.0	0.0	0.0	0.0
44	*	0.0	0.0	0.0	0.0	0.0	0.0	0.0	0.0	0.0
45	*	0.0	0.0	0.0	0.0	0.0	0.0	0.0	0.0	0.0

JOB: SR101L&27thAveTI(2020Existing) RUN: 2020Exist 27thAve TI AM

	*	CO/LINK (PPM)								
	*	ANGLE (DEGREES)								
	*	REC41	REC42	REC43	REC44	REC45	REC46	REC47	REC48	REC49
LINK #	*	220	210	180	160	150	140	130	130	120
46	*	0.0	0.0	0.0	0.0	0.0	0.0	0.0	0.0	0.0
47	*	0.0	0.0	0.0	0.0	0.0	0.0	0.0	0.0	0.0
48	*	0.0	0.0	0.0	0.0	0.0	0.0	0.0	0.0	0.0

CAL3QHC: LINE SOURCE DISPERSION MODEL - VERSION 2.0 Dated 95221 PAGE 1

JOB: SR101L&27thAveTI(2020Existing) RUN: 2020Exist 27thAve TI PM

DATE : 8/27/21
TIME : 10: 0:58

The MODE flag has been set to C for calculating CO averages.

SITE & METEOROLOGICAL VARIABLES

VS = 0.0 CM/S VD = 0.0 CM/S Z0 = 108. CM
U = 1.0 M/S CLAS = 4 (D) ATIM = 60. MINUTES MIXH = 1000. M AMB = 0.0 PPM

LINK VARIABLES

LINK DESCRIPTION	LINK COORDINATES (FT) X1	Y1	X2	Y2	LENGTH (FT)	BRG (DEG)	TYPE	VPH	EF (G/MI)	H (FT)	W (FT)	V/C	QUEUE (VEH)
1. 1_SR101_EB_ML_S1	637440.3	971029.7	638442.6	971027.9	1002.	90.	DP	2504.	1.2	-10.0	68.0		
2. 2_SR101_EB_ML_S2	638442.6	971027.9	630131.2	971022.2	8311.	270.	DP	2504.	2.1	-20.0	68.0		
3. 3_SR101_WB_ML_S1	638443.7	971098.7	637440.1	971099.6	1004.	270.	DP	3573.	3.4	-10.0	68.0		
4. 4_SR101_WB_ML_S2	640134.8	971092.9	638443.7	971098.7	1691.	270.	DP	3573.	1.8	-20.0	68.0		
5. 5_EB_frontage_road_S	637423.5	970820.2	638660.7	970758.0	1239.	93.	AG	383.	2.8	0.0	44.0		
6. 6_EB_27th_Ave_offram	637443.3	970904.3	638661.0	970779.7	1224.	96.	AG	746.	2.4	0.0	32.0		
7. 7_EB_frontage_road_S	638660.8	970769.4	639067.9	970743.6	408.	94.	AG	1129.	2.0	0.0	68.0		
8. 8_EB_27th_Ave_offram	638978.2	970722.1	639034.0	970679.3	70.	127.	AG	242.	1.9	0.0	32.0		
9. 9_Ramp_ES/EN	637442.2	970938.9	638795.2	970904.7	1353.	91.	FL	2337.	2.2	10.0	44.0		
10. 10_Ramp_ES_S1	638794.7	970892.5	639304.3	970832.8	513.	97.	BR	840.	4.2	20.0	44.0		
11. 11_Ramp_ES_S2	639304.3	970832.8	639705.4	970619.2	454.	118.	BR	840.	2.2	30.0	44.0		
12. 12_Ramp_ES_S3	639705.4	970619.2	639935.2	970203.8	475.	151.	BR	840.	2.2	25.0	44.0		
13. 13_Ramp_EN_S1	638794.9	970913.6	639565.3	970896.3	771.	91.	BR	1497.	2.9	30.0	32.0		
14. 14_Ramp_EN_S2	639565.3	970896.3	639947.8	970953.8	387.	81.	BR	1497.	2.9	30.0	32.0		
15. 15_27th_Ave_NB_onram	639119.2	970672.2	639178.9	970724.4	79.	49.	AG	480.	2.1	0.0	32.0		
16. 16_EB_frontage_road_	639066.2	970741.8	639597.9	970713.2	532.	93.	AG	1813.	2.2	0.0	56.0		
17. 17_EB_frontage_road_	639597.9	970713.2	640023.7	970750.5	427.	85.	AG	1813.	2.2	0.0	56.0		
18. 18_Ramp_NW_S1	640060.3	971234.1	639717.6	971359.4	365.	290.	BR	1180.	2.2	25.0	44.0		
19. 19_Ramp_NW_S2	639717.6	971359.4	639320.2	971327.1	399.	265.	BR	1180.	1.6	20.0	44.0		
20. 20_Ramp_NW_S3	639320.2	971327.1	638730.5	971227.6	598.	260.	BR	1180.	0.9	20.0	44.0		
21. 21a_Ramp_NW_S4	638729.0	971234.7	638226.7	971189.5	504.	265.	FL	2730.	1.4	10.0	44.0		
22. 21b_Ramp_NW_S4	638226.7	971189.5	637444.4	971170.5	783.	269.	FL	2730.	1.4	10.0	44.0		
23. 22_Ramp_SW_S1	640052.4	971989.1	639817.5	971588.5	464.	210.	BR	1550.	1.4	20.0	32.0		
24. 23_Ramp_SW_S2	639817.5	971588.5	639311.0	971361.4	555.	246.	BR	1550.	1.4	20.0	32.0		
25. 24_Ramp_SW_S3	639311.0	971361.4	638726.1	971248.9	596.	259.	BR	1550.	1.1	20.0	32.0		
26. 25_WB_frontage_road_	640020.0	971464.2	639549.7	971458.1	470.	269.	AG	1410.	2.8	0.0	56.0		
27. 26_WB_frontage_road_	639549.7	971458.1	639075.2	971414.9	476.	265.	AG	1410.	2.3	0.0	56.0		
28. 27_WB_27th_Ave_FR_RT	639198.7	971444.5	639122.4	971513.6	103.	312.	AG	666.	2.3	0.0	32.0		

```
29. 28_WB_27th_Ave_onram* 639025.6  971471.1  638976.4  971416.7 *      73.   222. AG    169.   1.9   0.0 32.0
30. 29_WB_frontage_road_* 639073.9  971414.9  638583.8  971359.1 *     493.   264. AG   1548.   2.3   0.0 56.0
31. 30_WB_frontage_road_* 638581.7  971370.2  637449.5  971281.4 *    1136.   266. AG    660.   3.3   0.0 44.0
32. 31_WB_27th_Ave_onram* 638586.6  971344.8  637443.3  971193.3 *    1153.   262. AG    827.   2.4   0.0 44.0
33. 32_SB 27th Ave S1   * 639026.8  972069.6  639046.2  971428.2 *     642.   178. AG   1136.   2.6   0.0 68.0
34. 33_SB 27th Ave S2   * 639046.2  971428.2  639044.2  970722.6 *     706.   180. BR   1327.   3.0   0.0 56.0
35. 34_SB 27th Ave S3   * 639044.2  970722.6  639040.4  970160.7 *     562.   180. AG    844.   2.3   0.0 56.0
36. 35_SB 27th_Ave_LT_to* 639064.7  970792.0  639145.3  970726.3 *     104.   129. AG    726.   2.3   0.0 32.0
37. 36_NB_27th_Ave_S1   * 639098.4  970162.8  639092.7  970721.9 *     559.   359. AG   1050.   2.5   0.0 68.0
38. 37_NB_27th_Ave_S2   * 639092.7  970721.9  639099.2  971427.4 *     706.     1. BR    904.   2.3   0.0 56.0
39. 38_NB_27th_Ave_S3   * 639099.2  971427.4  639099.9  972066.7 *     639.     0. AG    934.   2.3   0.0 44.0
40. 39_NB_27th_Ave_LT_to* 639077.0  971356.5  638998.9  971418.2 *     100.   308. AG    636.   2.2   0.0 32.0
41. 40_SB_27th_Ave_Queue* 639043.8  971467.7  639042.9  971703.7 *     236.   360. AG     69. 100.0   0.0 48.0 0.98  12.0
42. 41T_SB_27th_Ave_Brid* 639054.2  970792.8  639053.6  970894.9 *     102.   360. BR     17. 100.0   0.0 24.0 0.30   5.2
43. 41L_SB_27th_Ave_Brid* 639067.1  970792.8  639054.6  972544.6 *    1752.   360. BR     14. 100.0   0.0 12.0 1.22  89.0
44. 42_EB_27th_Ave_offra* 639008.4  970736.9  638861.0  970750.8 *     148.   275. AG     54. 100.0   0.0 48.0 0.47   7.5
                                                                                                          PAGE  2
JOB: SR101L&27thAveTI(2020Existing)                        RUN: 2020Exist 27thAve TI PM

DATE :  8/27/21
TIME : 10: 0:58

 LINK VARIABLES
 --------------
   LINK DESCRIPTION     *         LINK COORDINATES (FT)          *    LENGTH  BRG TYPE   VPH    EF      H   W    V/C QUEUE
                        *   X1        Y1        X2        Y2     *     (FT)  (DEG)            (G/MI)  (FT) (FT)       (VEH)
------------------------*----------------------------------------*-------------------------------------------------------
45. 43_NB_27th_Ave_Queue* 639100.3  970668.7  639099.9  970488.4 *     180.   180. AG     68. 100.0   0.0 48.0 0.86   9.2
46. 44T_NB_27th_Ave_Brid* 639099.4  971357.1  639099.5  971315.4 *      42.   180. BR     16. 100.0   0.0 24.0 0.13   2.1
47. 44L_NB_27th_Ave_Brid* 639079.3  971357.1  639081.4  971026.2 *     331.   180. BR     13. 100.0   0.0 12.0 0.93  16.8
48. 45_WB_27th_Ave_FR_Qu* 639130.7  971417.8  639378.8  971442.1 *     249.    84. AG     41. 100.0   0.0 36.0 0.81  12.7
                                                                                                          PAGE  3
JOB: SR101L&27thAveTI(2020Existing)                        RUN: 2020Exist 27thAve TI PM

DATE :  8/27/21
TIME : 10: 0:58

 ADDITIONAL QUEUE LINK PARAMETERS
 --------------------------------
   LINK DESCRIPTION     *    CYCLE    RED     CLEARANCE  APPROACH  SATURATION   IDLE   SIGNAL   ARRIVAL
                        *    LENGTH   TIME    LOST TIME    VOL     FLOW RATE   EM FAC   TYPE     RATE
                        *     (SEC)   (SEC)    (SEC)      (VPH)      (VPH)    (gm/hr)
------------------------*-------------------------------- --------- -------------------- ----------------
41. 40_SB_27th_Ave_Queue*     156      122       5.0      1136       1670       8.21      2        3
42. 41T_SB_27th_Ave_Brid*     158       62       5.0       602       1780       8.21      2        3
43. 41L_SB_27th_Ave_Brid*     158       98       5.0       726       1781       8.21      2        3
44. 42_EB_27th_Ave_offra*     158       96       5.0      1129       1723       8.21      2        3
```

45. 43_NB_27th_Ave_Queue*	158	122	5.0	1050	1670	8.21	2	3
46. 44T_NB_27th_Ave_Brid*	156	57	5.0	268	1780	8.21	2	3
47. 44L_NB_27th_Ave_Brid*	156	89	5.0	636	1781	8.21	2	3
48. 45_WB_27th_Ave_FR_Qu*	156	97	5.0	1410	1736	8.21	2	3

RECEPTOR LOCATIONS

RECEPTOR	COORDINATES (FT) X	Y	Z
1. R1	639136.5	972027.7	5.9
2. R2	639135.2	971945.6	5.9
3. R3	639134.0	971863.6	5.9
4. R4	639132.6	971781.7	5.9
5. R5	639131.4	971699.7	5.9
6. R6	639133.2	971617.9	5.9
7. R7	639127.5	971536.2	5.9
8. R8	639169.1	971464.8	5.9
9. R9	639125.1	971390.4	5.9
10. R10	639210.0	971535.5	5.9
11. R11	639292.0	971535.4	5.9
12. R12	639374.0	971535.2	5.9
13. R13	639456.0	971535.0	5.9
14. R14	639538.0	971534.9	5.9
15. R15	639617.6	971554.4	5.9
16. R16	639690.3	971592.4	5.9
17. R17	639758.4	971638.2	5.9
18. R18	639820.9	971691.3	5.9
19. R19	639877.1	971750.8	5.9
20. R20	639926.5	971816.4	5.9
21. R21	639968.3	971886.9	5.9
22. R22	640002.0	971961.6	5.9
23. R23	639847.8	970243.4	5.9
24. R24	639817.3	970319.5	5.9
25. R25	639778.4	970391.7	5.9
26. R26	639731.5	970458.9	5.9
27. R27	639677.3	970520.4	5.9
28. R28	639616.3	970575.3	5.9
29. R29	639549.7	970623.1	5.9
30. R30	639468.9	970637.5	5.9
31. R31	639387.3	970646.0	5.9
32. R32	639305.7	970654.5	5.9
33. R33	639224.2	970663.1	5.9
34. R34	639126.1	970772.1	5.9
35. R35	639142.7	970671.7	5.9
36. R36	639143.1	970589.6	5.9
37. R37	639141.5	970507.7	5.9

JOB: SR101L&27thAveTI(2020Existing) RUN: 2020Exist 27thAve TI PM

DATE : 8/27/21
TIME : 10: 0:58

RECEPTOR LOCATIONS

RECEPTOR	COORDINATES (FT) X	Y	Z
38. R38	639136.5	970425.8	5.9
39. R39	639135.2	970343.9	5.9
40. R40	639134.0	970261.9	5.9
41. R41	639132.6	970179.8	5.9

JOB: SR101L&27thAveTI(2020Existing) RUN: 2020Exist 27thAve TI PM

MODEL RESULTS

REMARKS : In search of the angle corresponding to the maximum concentration, only the first angle, of the angles with same maximum concentrations, is indicated as maximum.

WIND ANGLE RANGE: 0.-360.

WIND ANGLE (DEGR)	CONCENTRATION (PPM) REC1	REC2	REC3	REC4	REC5	REC6	REC7	REC8	REC9	REC10	REC11	REC12	REC13	REC14	REC15	REC16	REC17	REC18	REC19	REC20
0.	0.0	0.0	0.0	0.0	0.1	0.1	0.1	0.0	0.2	0.0	0.0	0.0	0.0	0.0	0.0	0.0	0.0	0.0	0.0	0.0
10.	0.0	0.0	0.0	0.0	0.0	0.0	0.0	0.0	0.2	0.0	0.0	0.0	0.0	0.0	0.0	0.0	0.0	0.0	0.0	0.0
20.	0.0	0.0	0.0	0.0	0.0	0.0	0.0	0.0	0.2	0.0	0.0	0.0	0.0	0.0	0.0	0.0	0.0	0.0	0.0	0.0
30.	0.0	0.0	0.0	0.0	0.0	0.0	0.0	0.0	0.2	0.0	0.0	0.0	0.0	0.0	0.0	0.0	0.0	0.0	0.0	0.0
40.	0.0	0.0	0.0	0.0	0.0	0.0	0.0	0.0	0.2	0.0	0.0	0.0	0.0	0.0	0.0	0.0	0.0	0.0	0.0	0.1
50.	0.0	0.0	0.0	0.0	0.0	0.0	0.0	0.0	0.2	0.0	0.0	0.0	0.0	0.0	0.0	0.0	0.0	0.0	0.1	0.1
60.	0.0	0.0	0.0	0.0	0.0	0.0	0.0	0.0	0.3	0.0	0.0	0.0	0.0	0.0	0.0	0.0	0.0	0.0	0.0	0.0
70.	0.0	0.0	0.0	0.0	0.0	0.0	0.0	0.0	0.4	0.0	0.0	0.0	0.0	0.0	0.0	0.0	0.0	0.0	0.0	0.0
80.	0.0	0.0	0.0	0.0	0.0	0.0	0.0	0.0	0.3	0.0	0.0	0.0	0.0	0.0	0.0	0.0	0.0	0.0	0.0	0.0
90.	0.0	0.0	0.0	0.0	0.0	0.0	0.0	0.2	0.2	0.0	0.0	0.0	0.0	0.0	0.0	0.0	0.0	0.0	0.0	0.0
100.	0.0	0.0	0.0	0.0	0.0	0.0	0.0	0.3	0.0	0.0	0.0	0.1	0.1	0.1	0.0	0.0	0.0	0.0	0.0	0.0
110.	0.0	0.0	0.0	0.0	0.0	0.0	0.0	0.3	0.0	0.0	0.0	0.0	0.1	0.1	0.1	0.0	0.0	0.0	0.0	0.0
120.	0.0	0.0	0.0	0.0	0.0	0.0	0.0	0.3	0.0	0.1	0.0	0.0	0.1	0.1	0.1	0.0	0.0	0.0	0.0	0.0
130.	0.0	0.0	0.0	0.0	0.0	0.0	0.1	0.3	0.0	0.1	0.1	0.1	0.0	0.1	0.1	0.1	0.0	0.0	0.0	0.0

140.	*	0.0	0.0	0.0	0.0	0.0	0.0	0.1	0.3	0.0	0.1	0.0	0.1	0.0	0.1	0.1	0.1	0.0	0.0	0.0	0.0
150.	*	0.0	0.0	0.0	0.0	0.0	0.0	0.1	0.2	0.0	0.1	0.0	0.1	0.1	0.1	0.1	0.0	0.0	0.0	0.0	0.0
160.	*	0.0	0.0	0.0	0.0	0.0	0.0	0.1	0.2	0.0	0.1	0.1	0.1	0.1	0.1	0.1	0.0	0.0	0.0	0.0	0.0
170.	*	0.0	0.0	0.0	0.0	0.0	0.0	0.0	0.2	0.1	0.1	0.1	0.1	0.1	0.0	0.1	0.0	0.0	0.0	0.0	0.0
180.	*	0.1	0.1	0.0	0.0	0.0	0.0	0.0	0.2	0.1	0.1	0.1	0.1	0.1	0.0	0.1	0.0	0.0	0.0	0.0	0.0
190.	*	0.1	0.1	0.2	0.2	0.1	0.2	0.3	0.2	0.2	0.0	0.1	0.1	0.1	0.1	0.1	0.0	0.0	0.0	0.0	0.1
200.	*	0.2	0.2	0.2	0.2	0.2	0.2	0.2	0.4	0.2	0.0	0.1	0.2	0.1	0.1	0.1	0.0	0.0	0.0	0.0	0.1
210.	*	0.2	0.2	0.3	0.3	0.3	0.2	0.2	0.3	0.2	0.0	0.1	0.2	0.1	0.1	0.0	0.0	0.0	0.0	0.0	0.0
220.	*	0.1	0.2	0.2	0.3	0.3	0.2	0.1	0.3	0.2	0.0	0.2	0.2	0.1	0.1	0.0	0.0	0.0	0.0	0.0	0.0
230.	*	0.1	0.1	0.1	0.2	0.3	0.3	0.3	0.2	0.2	0.0	0.0	0.2	0.2	0.1	0.0	0.0	0.0	0.0	0.0	0.0
240.	*	0.1	0.1	0.1	0.1	0.3	0.3	0.4	0.2	0.2	0.0	0.0	0.1	0.2	0.1	0.1	0.0	0.0	0.0	0.0	0.0
250.	*	0.1	0.1	0.1	0.1	0.2	0.2	0.3	0.3	0.3	0.0	0.0	0.0	0.0	0.1	0.1	0.0	0.0	0.0	0.0	0.0
260.	*	0.1	0.1	0.1	0.1	0.2	0.2	0.3	0.1	0.4	0.1	0.0	0.0	0.0	0.0	0.0	0.0	0.0	0.0	0.0	0.0
270.	*	0.1	0.1	0.1	0.1	0.2	0.2	0.3	0.0	0.4	0.1	0.0	0.0	0.0	0.0	0.0	0.0	0.0	0.0	0.0	0.0
280.	*	0.1	0.1	0.1	0.1	0.1	0.2	0.3	0.1	0.4	0.1	0.1	0.0	0.0	0.0	0.0	0.0	0.0	0.0	0.0	0.0
290.	*	0.1	0.1	0.1	0.1	0.1	0.3	0.3	0.1	0.3	0.1	0.0	0.0	0.0	0.0	0.0	0.0	0.0	0.0	0.0	0.0
300.	*	0.1	0.1	0.1	0.1	0.2	0.3	0.3	0.2	0.3	0.1	0.0	0.0	0.0	0.0	0.0	0.0	0.0	0.0	0.0	0.0
310.	*	0.0	0.1	0.1	0.2	0.2	0.3	0.3	0.2	0.2	0.1	0.0	0.0	0.0	0.0	0.0	0.0	0.0	0.0	0.0	0.0
320.	*	0.0	0.1	0.1	0.2	0.2	0.2	0.3	0.2	0.4	0.0	0.0	0.0	0.0	0.0	0.0	0.0	0.0	0.0	0.0	0.0
330.	*	0.0	0.1	0.1	0.1	0.2	0.2	0.3	0.2	0.3	0.0	0.0	0.0	0.0	0.0	0.0	0.0	0.0	0.0	0.0	0.0
340.	*	0.0	0.1	0.1	0.1	0.1	0.2	0.2	0.1	0.4	0.0	0.0	0.0	0.0	0.0	0.0	0.0	0.0	0.0	0.0	0.0
350.	*	0.0	0.0	0.1	0.1	0.1	0.1	0.1	0.1	0.4	0.0	0.0	0.0	0.0	0.0	0.0	0.0	0.0	0.0	0.0	0.0
360.	*	0.0	0.0	0.0	0.0	0.1	0.1	0.1	0.0	0.2	0.0	0.0	0.0	0.0	0.0	0.0	0.0	0.0	0.0	0.0	0.0
MAX	*	0.2	0.2	0.3	0.3	0.3	0.3	0.4	0.4	0.4	0.1	0.2	0.2	0.2	0.1	0.1	0.1	0.0	0.0	0.1	0.1
DEGR.	*	200	200	210	210	210	230	240	200	70	120	220	200	230	100	110	130	0	0	50	40

JOB: SR101L&27thAveTI(2020Existing) RUN: 2020Exist 27thAve TI PM

MODEL RESULTS

REMARKS : In search of the angle corresponding to the maximum concentration, only the first angle, of the angles with same maximum concentrations, is indicated as maximum.

WIND ANGLE RANGE: 0.-360.

WIND ANGLE (DEGR)	*	CONCENTRATION (PPM) REC21	REC22	REC23	REC24	REC25	REC26	REC27	REC28	REC29	REC30	REC31	REC32	REC33	REC34	REC35	REC36	REC37	REC38	REC39	REC40
0.	*	0.0	0.0	0.0	0.0	0.0	0.0	0.0	0.0	0.1	0.1	0.1	0.1	0.1	0.1	0.1	0.0	0.1	0.2	0.2	0.1
10.	*	0.0	0.0	0.0	0.0	0.0	0.0	0.0	0.0	0.1	0.1	0.1	0.1	0.1	0.0	0.1	0.0	0.0	0.0	0.0	0.0
20.	*	0.0	0.0	0.0	0.0	0.0	0.0	0.0	0.0	0.0	0.1	0.1	0.1	0.1	0.0	0.1	0.0	0.0	0.0	0.0	0.0

30.	*	0.0	0.0	0.0	0.0	0.0	0.0	0.0	0.1	0.0	0.1	0.1	0.1	0.1	0.0	0.1	0.0	0.0	0.0	0.0	0.0
40.	*	0.0	0.0	0.0	0.0	0.0	0.0	0.0	0.1	0.1	0.1	0.1	0.1	0.1	0.0	0.1	0.0	0.0	0.0	0.0	0.0
50.	*	0.0	0.0	0.0	0.0	0.0	0.0	0.0	0.1	0.1	0.1	0.1	0.1	0.1	0.0	0.1	0.1	0.0	0.0	0.0	0.0
60.	*	0.0	0.0	0.0	0.0	0.0	0.0	0.0	0.0	0.1	0.0	0.1	0.1	0.1	0.0	0.1	0.1	0.0	0.0	0.0	0.0
70.	*	0.0	0.0	0.0	0.0	0.0	0.0	0.0	0.0	0.1	0.1	0.1	0.1	0.1	0.0	0.1	0.0	0.0	0.0	0.0	0.0
80.	*	0.0	0.0	0.0	0.0	0.0	0.0	0.0	0.0	0.0	0.1	0.0	0.1	0.1	0.0	0.1	0.0	0.0	0.0	0.0	0.0
90.	*	0.0	0.0	0.0	0.0	0.0	0.0	0.0	0.0	0.0	0.0	0.0	0.0	0.0	0.1	0.0	0.0	0.0	0.0	0.0	0.0
100.	*	0.0	0.0	0.0	0.0	0.0	0.0	0.0	0.0	0.0	0.0	0.0	0.0	0.0	0.2	0.0	0.0	0.0	0.0	0.0	0.0
110.	*	0.0	0.0	0.0	0.0	0.0	0.0	0.0	0.0	0.0	0.0	0.0	0.0	0.0	0.2	0.0	0.0	0.0	0.0	0.0	0.0
120.	*	0.0	0.0	0.0	0.0	0.0	0.0	0.0	0.0	0.0	0.0	0.0	0.0	0.0	0.2	0.0	0.0	0.0	0.0	0.0	0.0
130.	*	0.0	0.0	0.0	0.0	0.0	0.0	0.0	0.0	0.0	0.0	0.0	0.0	0.0	0.1	0.0	0.0	0.0	0.0	0.0	0.0
140.	*	0.0	0.0	0.0	0.0	0.0	0.0	0.0	0.0	0.0	0.0	0.0	0.0	0.0	0.1	0.0	0.0	0.0	0.0	0.0	0.0
150.	*	0.0	0.0	0.0	0.0	0.0	0.0	0.0	0.0	0.0	0.0	0.0	0.0	0.0	0.1	0.0	0.0	0.0	0.0	0.0	0.0
160.	*	0.0	0.0	0.0	0.0	0.0	0.0	0.0	0.0	0.0	0.0	0.0	0.0	0.0	0.1	0.0	0.0	0.0	0.0	0.0	0.0
170.	*	0.0	0.0	0.0	0.0	0.0	0.0	0.0	0.0	0.0	0.0	0.0	0.0	0.0	0.2	0.0	0.0	0.0	0.0	0.0	0.0
180.	*	0.0	0.0	0.0	0.0	0.0	0.0	0.0	0.0	0.0	0.0	0.0	0.0	0.0	0.4	0.2	0.0	0.0	0.1	0.1	0.0
190.	*	0.1	0.1	0.0	0.0	0.0	0.0	0.0	0.0	0.0	0.0	0.0	0.0	0.0	0.4	0.2	0.2	0.1	0.1	0.1	0.1
200.	*	0.1	0.1	0.0	0.0	0.0	0.0	0.0	0.0	0.0	0.0	0.0	0.0	0.0	0.3	0.3	0.2	0.1	0.1	0.1	0.1
210.	*	0.1	0.0	0.0	0.0	0.0	0.0	0.0	0.0	0.0	0.0	0.0	0.0	0.0	0.2	0.3	0.3	0.1	0.1	0.1	0.1
220.	*	0.0	0.0	0.0	0.0	0.0	0.0	0.0	0.0	0.0	0.0	0.0	0.0	0.1	0.3	0.3	0.3	0.1	0.1	0.1	0.1
230.	*	0.0	0.0	0.0	0.0	0.0	0.0	0.0	0.0	0.0	0.0	0.0	0.0	0.1	0.2	0.3	0.3	0.1	0.1	0.1	0.1
240.	*	0.0	0.0	0.0	0.0	0.0	0.0	0.0	0.0	0.0	0.0	0.0	0.0	0.1	0.2	0.3	0.3	0.2	0.1	0.1	0.1
250.	*	0.0	0.0	0.0	0.0	0.0	0.0	0.0	0.0	0.0	0.0	0.0	0.1	0.1	0.5	0.2	0.3	0.2	0.1	0.1	0.1
260.	*	0.0	0.0	0.0	0.0	0.0	0.0	0.0	0.0	0.0	0.0	0.0	0.1	0.1	0.6	0.2	0.3	0.2	0.1	0.1	0.1
270.	*	0.0	0.0	0.0	0.0	0.0	0.0	0.0	0.0	0.0	0.0	0.0	0.0	0.0	0.5	0.2	0.3	0.3	0.1	0.1	0.1
280.	*	0.0	0.0	0.0	0.0	0.0	0.0	0.0	0.0	0.0	0.0	0.0	0.0	0.0	0.4	0.1	0.3	0.3	0.1	0.1	0.1
290.	*	0.0	0.0	0.0	0.0	0.0	0.0	0.0	0.0	0.1	0.1	0.1	0.1	0.0	0.3	0.3	0.3	0.3	0.1	0.1	0.1
300.	*	0.0	0.0	0.0	0.0	0.0	0.0	0.0	0.1	0.1	0.1	0.1	0.1	0.1	0.3	0.1	0.3	0.3	0.1	0.1	0.1
310.	*	0.0	0.0	0.0	0.0	0.0	0.0	0.0	0.1	0.1	0.1	0.1	0.1	0.1	0.3	0.0	0.3	0.3	0.1	0.1	0.1
320.	*	0.0	0.0	0.0	0.0	0.0	0.0	0.0	0.1	0.1	0.1	0.1	0.1	0.1	0.3	0.2	0.3	0.3	0.2	0.1	0.1
330.	*	0.0	0.0	0.0	0.0	0.0	0.0	0.0	0.0	0.1	0.1	0.1	0.1	0.1	0.2	0.2	0.2	0.3	0.2	0.1	0.1
340.	*	0.0	0.0	0.0	0.0	0.0	0.0	0.0	0.0	0.1	0.1	0.1	0.1	0.1	0.2	0.3	0.3	0.3	0.2	0.2	0.1
350.	*	0.0	0.0	0.0	0.0	0.0	0.0	0.0	0.0	0.1	0.1	0.1	0.1	0.1	0.2	0.3	0.1	0.3	0.2	0.2	0.1
360.	*	0.0	0.0	0.0	0.0	0.0	0.0	0.0	0.0	0.1	0.1	0.1	0.1	0.1	0.1	0.1	0.0	0.1	0.2	0.2	0.1
MAX	*	0.1	0.1	0.0	0.0	0.0	0.0	0.0	0.1	0.1	0.1	0.1	0.1	0.1	0.6	0.3	0.3	0.3	0.2	0.2	0.1
DEGR.	*	190	190	0	0	0	0	0	30	0	0	0	0	0	260	200	210	270	0	0	0

PAGE 7

JOB: SR101L&27thAveTI(2020Existing) RUN: 2020Exist 27thAve TI PM

MODEL RESULTS

REMARKS : In search of the angle corresponding to
the maximum concentration, only the first
angle, of the angles with same maximum

```
                concentrations, is indicated as maximum.

WIND ANGLE RANGE:   0.-360.

WIND  * CONCENTRATION
ANGLE *      (PPM)
(DEGR)* REC41
------*------
  0.  *   0.1
 10.  *   0.0
 20.  *   0.0
 30.  *   0.0
 40.  *   0.0
 50.  *   0.0
 60.  *   0.0
 70.  *   0.0
 80.  *   0.0
 90.  *   0.0
100.  *   0.0
110.  *   0.0
120.  *   0.0
130.  *   0.0
140.  *   0.0
150.  *   0.0
160.  *   0.0
170.  *   0.0
180.  *   0.0
190.  *   0.0
200.  *   0.0
210.  *   0.0
220.  *   0.0
230.  *   0.0
240.  *   0.0
250.  *   0.1
260.  *   0.1
270.  *   0.1
280.  *   0.1
290.  *   0.1
300.  *   0.1
310.  *   0.1
320.  *   0.1
330.  *   0.1
340.  *   0.1
350.  *   0.1
360.  *   0.1
------*------
MAX   *   0.1
```

DEGR. * 0

THE HIGHEST CONCENTRATION OF 0.60 PPM OCCURRED AT RECEPTOR REC34.

JOB: SR101L&27thAveTI(2020Existing) RUN: 2020Exist 27thAve TI PM

DATE : 8/27/21
TIME : 10: 0:58

RECEPTOR - LINK MATRIX FOR THE ANGLE PRODUCING
THE MAXIMUM CONCENTRATION FOR EACH RECEPTOR

* CO/LINK (PPM)
* ANGLE (DEGREES)

LINK #	REC1 200	REC2 200	REC3 210	REC4 210	REC5 210	REC6 230	REC7 240	REC8 200	REC9 70	REC10 120	REC11 220	REC12 200	REC13 230	REC14 100	REC15 110	REC16 130	REC17 0	REC18 0	REC19 50	REC20 40
1	0.0	0.0	0.0	0.0	0.0	0.0	0.0	0.0	0.0	0.0	0.0	0.0	0.0	0.0	0.0	0.0	0.0	0.0	0.0	0.0
2	0.0	0.0	0.0	0.0	0.0	0.0	0.0	0.0	0.0	0.0	0.0	0.0	0.0	0.0	0.0	0.0	0.0	0.0	0.0	0.0
3	0.0	0.0	0.0	0.0	0.0	0.0	0.0	0.0	0.0	0.0	0.0	0.0	0.0	0.0	0.0	0.0	0.0	0.0	0.0	0.0
4	0.0	0.0	0.0	0.0	0.0	0.0	0.0	0.0	0.0	0.0	0.0	0.0	0.0	0.0	0.0	0.0	0.0	0.0	0.0	0.0
5	0.0	0.0	0.0	0.0	0.0	0.0	0.0	0.0	0.0	0.0	0.0	0.0	0.0	0.0	0.0	0.0	0.0	0.0	0.0	0.0
6	0.0	0.0	0.0	0.0	0.0	0.0	0.0	0.0	0.0	0.0	0.0	0.0	0.0	0.0	0.0	0.0	0.0	0.0	0.0	0.0
7	0.0	0.0	0.0	0.0	0.0	0.0	0.0	0.0	0.0	0.0	0.0	0.0	0.0	0.0	0.0	0.0	0.0	0.0	0.0	0.0
8	0.0	0.0	0.0	0.0	0.0	0.0	0.0	0.0	0.0	0.0	0.0	0.0	0.0	0.0	0.0	0.0	0.0	0.0	0.0	0.0
9	0.0	0.0	0.0	0.0	0.0	0.0	0.0	0.0	0.0	0.0	0.0	0.0	0.0	0.0	0.0	0.0	0.0	0.0	0.0	0.0
10	0.0	0.0	0.0	0.0	0.0	0.0	0.0	0.0	0.0	0.0	0.0	0.0	0.0	0.0	0.0	0.0	0.0	0.0	0.0	0.0
11	0.0	0.0	0.0	0.0	0.0	0.0	0.0	0.0	0.0	0.0	0.0	0.0	0.0	0.0	0.0	0.0	0.0	0.0	0.0	0.0
12	0.0	0.0	0.0	0.0	0.0	0.0	0.0	0.0	0.0	0.0	0.0	0.0	0.0	0.0	0.0	0.0	0.0	0.0	0.0	0.0
13	0.0	0.0	0.0	0.0	0.0	0.0	0.0	0.0	0.0	0.0	0.0	0.0	0.0	0.0	0.0	0.0	0.0	0.0	0.0	0.0
14	0.0	0.0	0.0	0.0	0.0	0.0	0.0	0.0	0.0	0.0	0.0	0.0	0.0	0.0	0.0	0.0	0.0	0.0	0.0	0.0
15	0.0	0.0	0.0	0.0	0.0	0.0	0.0	0.0	0.0	0.0	0.0	0.0	0.0	0.0	0.0	0.0	0.0	0.0	0.0	0.0
16	0.0	0.0	0.0	0.0	0.0	0.0	0.0	0.0	0.0	0.0	0.0	0.0	0.0	0.0	0.0	0.0	0.0	0.0	0.0	0.0
17	0.0	0.0	0.0	0.0	0.0	0.0	0.0	0.0	0.0	0.0	0.0	0.0	0.0	0.0	0.0	0.0	0.0	0.0	0.0	0.0
18	0.0	0.0	0.0	0.0	0.0	0.0	0.0	0.0	0.0	0.0	0.0	0.0	0.0	0.0	0.0	0.0	0.0	0.0	0.0	0.0
19	0.0	0.0	0.0	0.0	0.0	0.0	0.0	0.0	0.0	0.0	0.0	0.0	0.0	0.0	0.0	0.0	0.0	0.0	0.0	0.0
20	0.0	0.0	0.0	0.0	0.0	0.0	0.0	0.0	0.0	0.0	0.0	0.0	0.0	0.0	0.0	0.0	0.0	0.0	0.0	0.0
21	0.0	0.0	0.0	0.0	0.0	0.0	0.0	0.0	0.0	0.0	0.0	0.0	0.0	0.0	0.0	0.0	0.0	0.0	0.0	0.0
22	0.0	0.0	0.0	0.0	0.0	0.0	0.0	0.0	0.0	0.0	0.0	0.0	0.0	0.0	0.0	0.0	0.0	0.0	0.0	0.0
23	0.0	0.0	0.0	0.0	0.0	0.0	0.0	0.0	0.0	0.0	0.0	0.0	0.0	0.0	0.0	0.0	0.0	0.0	0.1	0.1
24	0.0	0.0	0.0	0.0	0.0	0.0	0.0	0.0	0.0	0.0	0.0	0.0	0.0	0.0	0.0	0.0	0.0	0.0	0.0	0.0
25	0.0	0.0	0.0	0.0	0.0	0.0	0.0	0.0	0.0	0.0	0.0	0.0	0.0	0.0	0.0	0.0	0.0	0.0	0.0	0.0
26	0.0	0.0	0.0	0.0	0.0	0.0	0.0	0.0	0.0	0.0	0.0	0.0	0.0	0.1	0.1	0.1	0.0	0.0	0.0	0.0
27	0.0	0.0	0.0	0.0	0.0	0.0	0.0	0.1	0.2	0.1	0.1	0.1	0.1	0.0	0.0	0.0	0.0	0.0	0.0	0.0
28	0.0	0.0	0.0	0.0	0.0	0.0	0.0	0.0	0.0	0.0	0.0	0.0	0.0	0.0	0.0	0.0	0.0	0.0	0.0	0.0
29	0.0	0.0	0.0	0.0	0.0	0.0	0.0	0.0	0.0	0.0	0.0	0.0	0.0	0.0	0.0	0.0	0.0	0.0	0.0	0.0

30	*	0.0	0.0	0.0	0.0	0.0	0.0	0.1	0.0	0.0	0.0	0.0	0.0	0.0	0.0	0.0	0.0	0.0	0.0	0.0	0.0
31	*	0.0	0.0	0.0	0.0	0.0	0.0	0.0	0.0	0.0	0.0	0.0	0.0	0.0	0.0	0.0	0.0	0.0	0.0	0.0	0.0
32	*	0.0	0.0	0.0	0.0	0.0	0.0	0.0	0.0	0.0	0.0	0.0	0.0	0.0	0.0	0.0	0.0	0.0	0.0	0.0	0.0
33	*	0.1	0.1	0.1	0.1	0.1	0.1	0.1	0.0	0.0	0.0	0.0	0.0	0.0	0.0	0.0	0.0	0.0	0.0	0.0	0.0
34	*	0.0	0.0	0.0	0.0	0.0	0.0	0.0	0.1	0.0	0.0	0.0	0.0	0.0	0.0	0.0	0.0	0.0	0.0	0.0	0.0
35	*	0.0	0.0	0.0	0.0	0.0	0.0	0.0	0.0	0.0	0.0	0.0	0.0	0.0	0.0	0.0	0.0	0.0	0.0	0.0	0.0
36	*	0.0	0.0	0.0	0.0	0.0	0.0	0.0	0.0	0.0	0.0	0.0	0.0	0.0	0.0	0.0	0.0	0.0	0.0	0.0	0.0
37	*	0.0	0.0	0.0	0.0	0.0	0.0	0.0	0.0	0.0	0.0	0.0	0.0	0.0	0.0	0.0	0.0	0.0	0.0	0.0	0.0
38	*	0.0	0.0	0.0	0.0	0.0	0.0	0.0	0.1	0.0	0.0	0.0	0.0	0.0	0.0	0.0	0.0	0.0	0.0	0.0	0.0
39	*	0.1	0.1	0.1	0.1	0.1	0.1	0.1	0.0	0.0	0.0	0.0	0.0	0.0	0.0	0.0	0.0	0.0	0.0	0.0	0.0
40	*	0.0	0.0	0.0	0.0	0.0	0.0	0.0	0.0	0.0	0.0	0.0	0.0	0.0	0.0	0.0	0.0	0.0	0.0	0.0	0.0
41	*	0.0	0.0	0.1	0.1	0.1	0.1	0.1	0.0	0.0	0.0	0.0	0.0	0.0	0.0	0.0	0.0	0.0	0.0	0.0	0.0
42	*	0.0	0.0	0.0	0.0	0.0	0.0	0.0	0.0	0.0	0.0	0.0	0.0	0.0	0.0	0.0	0.0	0.0	0.0	0.0	0.0
43	*	0.0	0.0	0.0	0.0	0.0	0.0	0.0	0.0	0.0	0.0	0.0	0.0	0.0	0.0	0.0	0.0	0.0	0.0	0.0	0.0
44	*	0.0	0.0	0.0	0.0	0.0	0.0	0.0	0.0	0.0	0.0	0.0	0.0	0.0	0.0	0.0	0.0	0.0	0.0	0.0	0.0
45	*	0.0	0.0	0.0	0.0	0.0	0.0	0.0	0.0	0.0	0.0	0.0	0.0	0.0	0.0	0.0	0.0	0.0	0.0	0.0	0.0

PAGE 9

JOB: SR101L&27thAveTI(2020Existing) RUN: 2020Exist 27thAve TI PM

* CO/LINK (PPM)
* ANGLE (DEGREES)

LINK #	*	REC1	REC2	REC3	REC4	REC5	REC6	REC7	REC8	REC9	REC10	REC11	REC12	REC13	REC14	REC15	REC16	REC17	REC18	REC19	REC20
	*	200	200	210	210	210	230	240	200	70	120	220	200	230	100	110	130	0	0	50	40
46	*	0.0	0.0	0.0	0.0	0.0	0.0	0.0	0.0	0.0	0.0	0.0	0.0	0.0	0.0	0.0	0.0	0.0	0.0	0.0	0.0
47	*	0.0	0.0	0.0	0.0	0.0	0.0	0.0	0.0	0.0	0.0	0.0	0.0	0.0	0.0	0.0	0.0	0.0	0.0	0.0	0.0
48	*	0.0	0.0	0.0	0.0	0.0	0.0	0.0	0.1	0.2	0.0	0.1	0.1	0.1	0.0	0.0	0.0	0.0	0.0	0.0	0.0

PAGE 10

JOB: SR101L&27thAveTI(2020Existing) RUN: 2020Exist 27thAve TI PM

DATE : 8/27/21
TIME : 10: 0:58

RECEPTOR - LINK MATRIX FOR THE ANGLE PRODUCING
THE MAXIMUM CONCENTRATION FOR EACH RECEPTOR

* CO/LINK (PPM)
* ANGLE (DEGREES)

LINK #	*	REC21	REC22	REC23	REC24	REC25	REC26	REC27	REC28	REC29	REC30	REC31	REC32	REC33	REC34	REC35	REC36	REC37	REC38	REC39	REC40
	*	190	190	0	0	0	0	0	30	0	0	0	0	0	260	200	210	270	0	0	0
1	*	0.0	0.0	0.0	0.0	0.0	0.0	0.0	0.0	0.0	0.0	0.0	0.0	0.0	0.0	0.0	0.0	0.0	0.0	0.0	0.0
2	*	0.0	0.0	0.0	0.0	0.0	0.0	0.0	0.0	0.0	0.0	0.0	0.0	0.0	0.0	0.0	0.0	0.0	0.0	0.0	0.0
3	*	0.0	0.0	0.0	0.0	0.0	0.0	0.0	0.0	0.0	0.0	0.0	0.0	0.0	0.0	0.0	0.0	0.0	0.0	0.0	0.0
4	*	0.0	0.0	0.0	0.0	0.0	0.0	0.0	0.0	0.0	0.0	0.0	0.0	0.0	0.0	0.0	0.0	0.0	0.0	0.0	0.0
5	*	0.0	0.0	0.0	0.0	0.0	0.0	0.0	0.0	0.0	0.0	0.0	0.0	0.0	0.0	0.0	0.0	0.0	0.0	0.0	0.0

6	*	0.0	0.0	0.0	0.0	0.0	0.0	0.0	0.0	0.0	0.0	0.0	0.0	0.0	0.0	0.0	0.0	0.0	0.0	0.0	0.0
7	*	0.0	0.0	0.0	0.0	0.0	0.0	0.0	0.0	0.0	0.0	0.0	0.0	0.0	0.1	0.0	0.0	0.0	0.0	0.0	0.0
8	*	0.0	0.0	0.0	0.0	0.0	0.0	0.0	0.0	0.0	0.0	0.0	0.0	0.0	0.0	0.0	0.0	0.0	0.0	0.0	0.0
9	*	0.0	0.0	0.0	0.0	0.0	0.0	0.0	0.0	0.0	0.0	0.0	0.0	0.0	0.0	0.0	0.0	0.0	0.0	0.0	0.0
10	*	0.0	0.0	0.0	0.0	0.0	0.0	0.0	0.0	0.0	0.0	0.0	0.0	0.0	0.0	0.0	0.0	0.0	0.0	0.0	0.0
11	*	0.0	0.0	0.0	0.0	0.0	0.0	0.0	0.0	0.0	0.0	0.0	0.0	0.0	0.0	0.0	0.0	0.0	0.0	0.0	0.0
12	*	0.0	0.0	0.0	0.0	0.0	0.0	0.0	0.0	0.0	0.0	0.0	0.0	0.0	0.0	0.0	0.0	0.0	0.0	0.0	0.0
13	*	0.0	0.0	0.0	0.0	0.0	0.0	0.0	0.0	0.0	0.0	0.0	0.0	0.0	0.0	0.0	0.0	0.0	0.0	0.0	0.0
14	*	0.0	0.0	0.0	0.0	0.0	0.0	0.0	0.0	0.0	0.0	0.0	0.0	0.0	0.0	0.0	0.0	0.0	0.0	0.0	0.0
15	*	0.0	0.0	0.0	0.0	0.0	0.0	0.0	0.0	0.0	0.0	0.0	0.0	0.0	0.0	0.0	0.0	0.0	0.0	0.0	0.0
16	*	0.0	0.0	0.0	0.0	0.0	0.0	0.0	0.0	0.1	0.1	0.1	0.1	0.1	0.1	0.0	0.0	0.0	0.0	0.0	0.0
17	*	0.0	0.0	0.0	0.0	0.0	0.0	0.0	0.1	0.0	0.0	0.0	0.0	0.0	0.0	0.0	0.0	0.0	0.0	0.0	0.0
18	*	0.0	0.0	0.0	0.0	0.0	0.0	0.0	0.0	0.0	0.0	0.0	0.0	0.0	0.0	0.0	0.0	0.0	0.0	0.0	0.0
19	*	0.0	0.0	0.0	0.0	0.0	0.0	0.0	0.0	0.0	0.0	0.0	0.0	0.0	0.0	0.0	0.0	0.0	0.0	0.0	0.0
20	*	0.0	0.0	0.0	0.0	0.0	0.0	0.0	0.0	0.0	0.0	0.0	0.0	0.0	0.0	0.0	0.0	0.0	0.0	0.0	0.0
21	*	0.0	0.0	0.0	0.0	0.0	0.0	0.0	0.0	0.0	0.0	0.0	0.0	0.0	0.0	0.0	0.0	0.0	0.0	0.0	0.0
22	*	0.0	0.0	0.0	0.0	0.0	0.0	0.0	0.0	0.0	0.0	0.0	0.0	0.0	0.0	0.0	0.0	0.0	0.0	0.0	0.0
23	*	0.1	0.1	0.0	0.0	0.0	0.0	0.0	0.0	0.0	0.0	0.0	0.0	0.0	0.0	0.0	0.0	0.0	0.0	0.0	0.0
24	*	0.0	0.0	0.0	0.0	0.0	0.0	0.0	0.0	0.0	0.0	0.0	0.0	0.0	0.0	0.0	0.0	0.0	0.0	0.0	0.0
25	*	0.0	0.0	0.0	0.0	0.0	0.0	0.0	0.0	0.0	0.0	0.0	0.0	0.0	0.0	0.0	0.0	0.0	0.0	0.0	0.0
26	*	0.0	0.0	0.0	0.0	0.0	0.0	0.0	0.0	0.0	0.0	0.0	0.0	0.0	0.0	0.0	0.0	0.0	0.0	0.0	0.0
27	*	0.0	0.0	0.0	0.0	0.0	0.0	0.0	0.0	0.0	0.0	0.0	0.0	0.0	0.0	0.0	0.0	0.0	0.0	0.0	0.0
28	*	0.0	0.0	0.0	0.0	0.0	0.0	0.0	0.0	0.0	0.0	0.0	0.0	0.0	0.0	0.0	0.0	0.0	0.0	0.0	0.0
29	*	0.0	0.0	0.0	0.0	0.0	0.0	0.0	0.0	0.0	0.0	0.0	0.0	0.0	0.0	0.0	0.0	0.0	0.0	0.0	0.0
30	*	0.0	0.0	0.0	0.0	0.0	0.0	0.0	0.0	0.0	0.0	0.0	0.0	0.0	0.0	0.0	0.0	0.0	0.0	0.0	0.0
31	*	0.0	0.0	0.0	0.0	0.0	0.0	0.0	0.0	0.0	0.0	0.0	0.0	0.0	0.0	0.0	0.0	0.0	0.0	0.0	0.0
32	*	0.0	0.0	0.0	0.0	0.0	0.0	0.0	0.0	0.0	0.0	0.0	0.0	0.0	0.0	0.0	0.0	0.0	0.0	0.0	0.0
33	*	0.0	0.0	0.0	0.0	0.0	0.0	0.0	0.0	0.0	0.0	0.0	0.0	0.0	0.0	0.0	0.0	0.0	0.0	0.0	0.0
34	*	0.0	0.0	0.0	0.0	0.0	0.0	0.0	0.0	0.0	0.0	0.0	0.0	0.0	0.1	0.0	0.0	0.0	0.0	0.0	0.0
35	*	0.0	0.0	0.0	0.0	0.0	0.0	0.0	0.0	0.0	0.0	0.0	0.0	0.0	0.0	0.0	0.0	0.0	0.0	0.0	0.0
36	*	0.0	0.0	0.0	0.0	0.0	0.0	0.0	0.0	0.0	0.0	0.0	0.0	0.0	0.1	0.0	0.0	0.0	0.0	0.0	0.0
37	*	0.0	0.0	0.0	0.0	0.0	0.0	0.0	0.0	0.0	0.0	0.0	0.0	0.0	0.0	0.1	0.1	0.1	0.1	0.1	0.1
38	*	0.0	0.0	0.0	0.0	0.0	0.0	0.0	0.0	0.0	0.0	0.0	0.0	0.0	0.1	0.0	0.0	0.0	0.0	0.0	0.0
39	*	0.0	0.0	0.0	0.0	0.0	0.0	0.0	0.0	0.0	0.0	0.0	0.0	0.0	0.0	0.0	0.0	0.0	0.0	0.0	0.0
40	*	0.0	0.0	0.0	0.0	0.0	0.0	0.0	0.0	0.0	0.0	0.0	0.0	0.0	0.0	0.0	0.0	0.0	0.0	0.0	0.0
41	*	0.0	0.0	0.0	0.0	0.0	0.0	0.0	0.0	0.0	0.0	0.0	0.0	0.0	0.0	0.0	0.0	0.0	0.0	0.0	0.0
42	*	0.0	0.0	0.0	0.0	0.0	0.0	0.0	0.0	0.0	0.0	0.0	0.0	0.0	0.0	0.0	0.0	0.0	0.0	0.0	0.0
43	*	0.0	0.0	0.0	0.0	0.0	0.0	0.0	0.0	0.0	0.0	0.0	0.0	0.0	0.0	0.0	0.0	0.0	0.0	0.0	0.0
44	*	0.0	0.0	0.0	0.0	0.0	0.0	0.0	0.0	0.0	0.0	0.0	0.0	0.0	0.1	0.0	0.0	0.0	0.0	0.0	0.0
45	*	0.0	0.0	0.0	0.0	0.0	0.0	0.0	0.0	0.0	0.0	0.0	0.0	0.0	0.0	0.2	0.2	0.2	0.1	0.1	0.0

PAGE 11

JOB: SR101L&27thAveTI(2020Existing) RUN: 2020Exist 27thAve TI PM

	*	CO/LINK (PPM)																			
	*	ANGLE (DEGREES)																			
	*	REC21	REC22	REC23	REC24	REC25	REC26	REC27	REC28	REC29	REC30	REC31	REC32	REC33	REC34	REC35	REC36	REC37	REC38	REC39	REC40
LINK #	*	190	190	0	0	0	0	0	30	0	0	0	0	0	260	200	210	270	0	0	0

```
-------*-------------------------------------------------------------------------------------------------------------------------------
   46  *   0.0   0.0   0.0   0.0   0.0   0.0   0.0   0.0   0.0   0.0   0.0   0.0   0.0   0.0   0.0   0.0   0.0   0.0   0.0   0.0
   47  *   0.0   0.0   0.0   0.0   0.0   0.0   0.0   0.0   0.0   0.0   0.0   0.0   0.0   0.0   0.0   0.0   0.0   0.0   0.0   0.0
   48  *   0.0   0.0   0.0   0.0   0.0   0.0   0.0   0.0   0.0   0.0   0.0   0.0   0.0   0.0   0.0   0.0   0.0   0.0   0.0   0.0
                                                                                                                          PAGE 12
   JOB: SR101L&27thAveTI(2020Existing)                      RUN: 2020Exist 27thAve TI PM

   DATE :  8/27/21
   TIME : 10: 0:58


   RECEPTOR - LINK MATRIX FOR THE ANGLE PRODUCING
   THE MAXIMUM CONCENTRATION FOR EACH RECEPTOR

       *    CO/LINK  (PPM)
       *    ANGLE (DEGREES)
       *  REC41
LINK # *     0
-------*------
    1  *   0.0
    2  *   0.0
    3  *   0.0
    4  *   0.0
    5  *   0.0
    6  *   0.0
    7  *   0.0
    8  *   0.0
    9  *   0.0
   10  *   0.0
   11  *   0.0
   12  *   0.0
   13  *   0.0
   14  *   0.0
   15  *   0.0
   16  *   0.0
   17  *   0.0
   18  *   0.0
   19  *   0.0
   20  *   0.0
   21  *   0.0
   22  *   0.0
   23  *   0.0
   24  *   0.0
   25  *   0.0
   26  *   0.0
   27  *   0.0
   28  *   0.0
```

```
   29  *   0.0
   30  *   0.0
   31  *   0.0
   32  *   0.0
   33  *   0.0
   34  *   0.0
   35  *   0.0
   36  *   0.0
   37  *   0.1
   38  *   0.0
   39  *   0.0
   40  *   0.0
   41  *   0.0
   42  *   0.0
   43  *   0.0
   44  *   0.0
   45  *   0.0
                                                                                                PAGE 13
   JOB: SR101L&27thAveTI(2020Existing)                        RUN: 2020Exist 27thAve TI PM

       *    CO/LINK  (PPM)
       *    ANGLE (DEGREES)
       *  REC41
LINK # *     0
-------*------
   46  *   0.0
   47  *   0.0
   48  *   0.0
```

CAL3QHC: LINE SOURCE DISPERSION MODEL - VERSION 2.0 Dated 95221 PAGE 1

JOB: SR101L&27thAveTI(2020Existing) RUN: 2020Exist 27thAve TI PM

DATE : 8/27/21
TIME : 10: 1: 6

The MODE flag has been set to C for calculating CO averages.

SITE & METEOROLOGICAL VARIABLES

VS = 0.0 CM/S VD = 0.0 CM/S Z0 = 108. CM
U = 1.0 M/S CLAS = 4 (D) ATIM = 60. MINUTES MIXH = 1000. M AMB = 0.0 PPM

LINK VARIABLES

LINK DESCRIPTION	LINK COORDINATES (FT) X1	Y1	X2	Y2	LENGTH (FT)	BRG (DEG)	TYPE	VPH	EF (G/MI)	H (FT)	W (FT)	V/C	QUEUE (VEH)
1. 1_SR101_EB_ML_S1	637440.3	971029.7	638442.6	971027.9	1002.	90.	DP	2504.	1.2	-10.0	68.0		
2. 2_SR101_EB_ML_S2	638442.6	971027.9	630131.2	971022.2	8311.	270.	DP	2504.	2.1	-20.0	68.0		
3. 3_SR101_WB_ML_S1	638443.7	971098.7	637440.1	971099.6	1004.	270.	DP	3573.	3.4	-10.0	68.0		
4. 4_SR101_WB_ML_S2	640134.8	971092.9	638443.7	971098.7	1691.	270.	DP	3573.	1.8	-20.0	68.0		
5. 5_EB_frontage_road_S	637423.5	970820.2	638660.7	970758.0	1239.	93.	AG	383.	2.8	0.0	44.0		
6. 6_EB_27th_Ave_offram	637443.3	970904.3	638661.0	970779.7	1224.	96.	AG	746.	2.4	0.0	32.0		
7. 7_EB_frontage_road_S	638660.8	970769.4	639067.9	970743.6	408.	94.	AG	1129.	2.0	0.0	68.0		
8. 8_EB_27th_Ave_offram	638978.2	970722.1	639034.0	970679.3	70.	127.	AG	242.	1.9	0.0	32.0		
9. 9_Ramp_ES/EN	637442.2	970938.9	638795.2	970904.7	1353.	91.	FL	2337.	2.2	10.0	44.0		
10. 10_Ramp_ES_S1	638794.7	970892.5	639304.3	970832.8	513.	97.	BR	840.	4.2	20.0	44.0		
11. 11_Ramp_ES_S2	639304.3	970832.8	639705.4	970619.2	454.	118.	BR	840.	2.2	30.0	44.0		
12. 12_Ramp_ES_S3	639705.4	970619.2	639935.2	970203.8	475.	151.	BR	840.	2.2	25.0	44.0		
13. 13_Ramp_EN_S1	638794.9	970913.6	639565.3	970896.3	771.	91.	BR	1497.	2.9	30.0	32.0		
14. 14_Ramp_EN_S2	639565.3	970896.3	639947.8	970953.8	387.	81.	BR	1497.	2.9	30.0	32.0		
15. 15_27th_Ave_NB_onram	639119.2	970672.2	639178.9	970724.4	79.	49.	AG	480.	2.1	0.0	32.0		
16. 16_EB_frontage_road_	639066.2	970741.8	639597.9	970713.2	532.	93.	AG	1813.	2.2	0.0	56.0		
17. 17_EB_frontage_road_	639597.9	970713.2	640023.7	970750.5	427.	85.	AG	1813.	2.2	0.0	56.0		
18. 18_Ramp_NW_S1	640060.3	971234.1	639717.6	971359.4	365.	290.	BR	1180.	2.2	25.0	44.0		
19. 19_Ramp_NW_S2	639717.6	971359.4	639320.2	971327.1	399.	265.	BR	1180.	1.6	20.0	44.0		
20. 20_Ramp_NW_S3	639320.2	971327.1	638730.5	971227.6	598.	260.	BR	1180.	0.9	20.0	44.0		
21. 21a_Ramp_NW_S4	638729.0	971234.7	638226.7	971189.5	504.	265.	FL	2730.	1.4	10.0	44.0		
22. 21b_Ramp_NW_S4	638226.7	971189.5	637444.4	971170.5	783.	269.	FL	2730.	1.4	10.0	44.0		
23. 22_Ramp_SW_S1	640052.4	971989.1	639817.5	971588.5	464.	210.	BR	1550.	1.4	20.0	32.0		
24. 23_Ramp_SW_S2	639817.5	971588.5	639311.0	971361.4	555.	246.	BR	1550.	1.4	20.0	32.0		
25. 24_Ramp_SW_S3	639311.0	971361.4	638726.1	971248.9	596.	259.	BR	1550.	1.1	20.0	32.0		
26. 25_WB_frontage_road_	640020.0	971464.2	639549.7	971458.1	470.	269.	AG	1410.	2.8	0.0	56.0		
27. 26_WB_frontage_road_	639549.7	971458.1	639075.2	971414.9	476.	265.	AG	1410.	2.3	0.0	56.0		
28. 27_WB_27th_Ave_FR_RT	639198.7	971444.5	639122.4	971513.6	103.	312.	AG	666.	2.3	0.0	32.0		

```
29. 28_WB_27th_Ave_onram* 639025.6  971471.1  638976.4  971416.7 *      73.   222. AG    169.   1.9   0.0 32.0
30. 29_WB_frontage_road_* 639073.9  971414.9  638583.8  971359.1 *     493.   264. AG   1548.   2.3   0.0 56.0
31. 30_WB_frontage_road_* 638581.7  971370.2  637449.5  971281.4 *    1136.   266. AG    660.   3.3   0.0 44.0
32. 31_WB_27th_Ave_onram* 638586.6  971344.8  637443.3  971193.3 *    1153.   262. AG    827.   2.4   0.0 44.0
33. 32_SB 27th Ave S1   * 639026.8  972069.6  639046.2  971428.2 *     642.   178. AG   1136.   2.6   0.0 68.0
34. 33_SB 27th Ave S2   * 639046.2  971428.2  639044.2  970722.6 *     706.   180. BR   1327.   3.0   0.0 56.0
35. 34_SB 27th Ave S3   * 639044.2  970722.6  639040.4  970160.7 *     562.   180. AG    844.   2.3   0.0 56.0
36. 35_SB 27th_Ave_LT_to* 639064.7  970792.0  639145.3  970726.3 *     104.   129. AG    726.   2.3   0.0 32.0
37. 36_NB_27th_Ave_S1   * 639098.4  970162.8  639092.7  970721.9 *     559.   359. AG   1050.   2.5   0.0 68.0
38. 37_NB_27th_Ave_S2   * 639092.7  970721.9  639099.2  971427.4 *     706.     1. BR    904.   2.3   0.0 56.0
39. 38_NB_27th_Ave_S3   * 639099.2  971427.4  639099.9  972066.7 *     639.     0. AG    934.   2.3   0.0 44.0
40. 39_NB_27th_Ave_LT_to* 639077.0  971356.5  638998.9  971418.2 *     100.   308. AG    636.   2.2   0.0 32.0
41. 40_SB_27th_Ave_Queue* 639043.8  971467.7  639042.9  971703.7 *     236.   360. AG     69. 100.0   0.0 48.0 0.98  12.0
42. 41T_SB_27th_Ave_Brid* 639054.2  970792.8  639053.6  970894.9 *     102.   360. BR     17. 100.0   0.0 24.0 0.30   5.2
43. 41L_SB_27th_Ave_Brid* 639067.1  970792.8  639054.6  972544.6 *    1752.   360. BR     14. 100.0   0.0 12.0 1.22  89.0
44. 42_EB_27th_Ave_offra* 639008.4  970736.9  638861.0  970750.8 *     148.   275. AG     54. 100.0   0.0 48.0 0.47   7.5
                                                                                                          PAGE  2
JOB: SR101L&27thAveTI(2020Existing)                        RUN: 2020Exist 27thAve TI PM

DATE :  8/27/21
TIME : 10: 1: 6

 LINK VARIABLES
 --------------
   LINK DESCRIPTION     *         LINK COORDINATES (FT)          *    LENGTH  BRG TYPE   VPH    EF      H   W    V/C QUEUE
                        *   X1        Y1        X2        Y2     *     (FT)  (DEG)            (G/MI)  (FT) (FT)       (VEH)
------------------------*----------------------------------------*-------------------------------------------------------
45. 43_NB_27th_Ave_Queue* 639100.3  970668.7  639099.9  970488.4 *     180.   180. AG     68. 100.0   0.0 48.0 0.86   9.2
46. 44T_NB_27th_Ave_Brid* 639099.4  971357.1  639099.5  971315.4 *      42.   180. BR     16. 100.0   0.0 24.0 0.13   2.1
47. 44L_NB_27th_Ave_Brid* 639079.3  971357.1  639081.4  971026.2 *     331.   180. BR     13. 100.0   0.0 12.0 0.93  16.8
48. 45_WB_27th_Ave_FR_Qu* 639130.7  971417.8  639378.8  971442.1 *     249.    84. AG     41. 100.0   0.0 36.0 0.81  12.7
                                                                                                          PAGE  3
JOB: SR101L&27thAveTI(2020Existing)                        RUN: 2020Exist 27thAve TI PM

DATE :  8/27/21
TIME : 10: 1: 6

 ADDITIONAL QUEUE LINK PARAMETERS
 --------------------------------
   LINK DESCRIPTION     *    CYCLE    RED     CLEARANCE  APPROACH  SATURATION   IDLE   SIGNAL   ARRIVAL
                        *    LENGTH   TIME    LOST TIME    VOL     FLOW RATE   EM FAC   TYPE     RATE
                        *     (SEC)   (SEC)    (SEC)      (VPH)      (VPH)    (gm/hr)
------------------------*-------------------------------- --------- -------------------- ----------------
41. 40_SB_27th_Ave_Queue*     156      122       5.0      1136       1670       8.21      2        3
42. 41T_SB_27th_Ave_Brid*     158       62       5.0       602       1780       8.21      2        3
43. 41L_SB_27th_Ave_Brid*     158       98       5.0       726       1781       8.21      2        3
44. 42_EB_27th_Ave_offra*     158       96       5.0      1129       1723       8.21      2        3
```

45. 43_NB_27th_Ave_Queue*	158	122	5.0	1050	1670	8.21	2	3
46. 44T_NB_27th_Ave_Brid*	156	57	5.0	268	1780	8.21	2	3
47. 44L_NB_27th_Ave_Brid*	156	89	5.0	636	1781	8.21	2	3
48. 45_WB_27th_Ave_FR_Qu*	156	97	5.0	1410	1736	8.21	2	3

RECEPTOR LOCATIONS

RECEPTOR	COORDINATES (FT) X	Y	Z
1. R42	638996.8	970188.8	5.9
2. R43	638998.1	970270.8	5.9
3. R44	638999.3	970352.8	5.9
4. R45	639000.6	970434.7	5.9
5. R46	639001.9	970516.7	5.9
6. R47	639003.1	970598.7	5.9
7. R48	639004.5	970683.7	5.9
8. R49	639012.5	970776.6	5.9
9. R50	638922.6	970685.9	5.9
10. R51	638847.3	970690.3	5.9
11. R52	638765.4	970694.9	5.9
12. R53	638683.6	970699.7	5.9
13. R54	638601.7	970704.5	5.9
14. R55	638519.9	970709.2	5.9
15. R56	638438.0	970713.9	5.9
16. R57	638356.2	970718.6	5.9
17. R58	638274.3	970723.3	5.9
18. R59	638192.4	970728.0	5.9
19. R60	638110.5	970732.9	5.9
20. R61	638028.7	970737.5	5.9
21. R62	637946.8	970742.3	5.9
22. R63	637864.9	970747.0	5.9
23. R64	637783.1	970751.7	5.9
24. R65	637701.2	970756.4	5.9
25. R66	639008.5	972029.6	5.9
26. R67	639007.2	971947.7	5.9
27. R68	639006.0	971865.7	5.9
28. R69	639004.7	971783.7	5.9
29. R70	639004.9	971701.7	5.9
30. R71	639007.8	971619.7	5.9
31. R72	639008.0	971537.7	5.9
32. R73	639004.6	971455.8	5.9
33. R74	639014.0	971380.7	5.9
34. R75	638926.4	971530.3	5.9
35. R76	638844.6	971522.9	5.9
36. R77	638763.0	971515.4	5.9
37. R78	638681.3	971508.1	5.9

JOB: SR101L&27thAveTI(2020Existing) RUN: 2020Exist 27thAve TI PM

DATE : 8/27/21
TIME : 10: 1: 6

RECEPTOR LOCATIONS

RECEPTOR	COORDINATES (FT) X	Y	Z
38. R79	638599.7	971500.7	5.9
39. R80	638518.0	971493.2	5.9
40. R81	638436.3	971485.8	5.9
41. R82	638354.6	971478.4	5.9
42. R83	638273.0	971471.0	5.9
43. R84	638191.3	971463.6	5.9
44. R85	638109.6	971456.2	5.9
45. R86	638028.0	971448.7	5.9
46. R87	637946.3	971441.2	5.9
47. R88	637864.7	971433.8	5.9
48. R89	637783.0	971426.5	5.9
49. R90	637701.3	971419.0	5.9

JOB: SR101L&27thAveTI(2020Existing) RUN: 2020Exist 27thAve TI PM

MODEL RESULTS

REMARKS : In search of the angle corresponding to the maximum concentration, only the first angle, of the angles with same maximum concentrations, is indicated as maximum.

WIND ANGLE RANGE: 0.-360.

WIND ANGLE (DEGR)	CONCENTRATION (PPM) REC1	REC2	REC3	REC4	REC5	REC6	REC7	REC8	REC9	REC10	REC11	REC12	REC13	REC14	REC15	REC16	REC17	REC18	REC19	REC20
0.	0.0	0.0	0.0	0.0	0.1	0.1	0.2	0.1	0.1	0.0	0.0	0.0	0.0	0.0	0.0	0.1	0.1	0.1	0.1	0.1
10.	0.1	0.1	0.1	0.1	0.1	0.1	0.1	0.2	0.1	0.0	0.0	0.0	0.0	0.0	0.0	0.0	0.1	0.1	0.1	0.1
20.	0.1	0.1	0.2	0.2	0.1	0.2	0.1	0.2	0.2	0.1	0.0	0.0	0.0	0.0	0.0	0.0	0.0	0.1	0.1	0.1
30.	0.1	0.1	0.2	0.2	0.2	0.1	0.1	0.2	0.2	0.1	0.0	0.0	0.0	0.0	0.0	0.0	0.0	0.0	0.1	0.1
40.	0.1	0.1	0.1	0.2	0.2	0.1	0.1	0.1	0.2	0.1	0.0	0.0	0.0	0.0	0.0	0.0	0.0	0.0	0.0	0.2
50.	0.1	0.1	0.1	0.2	0.2	0.2	0.0	0.1	0.2	0.2	0.1	0.1	0.0	0.0	0.0	0.0	0.1	0.1	0.1	0.1

60.	*	0.1	0.1	0.1	0.2	0.2	0.3	0.1	0.2	0.1	0.2	0.2	0.1	0.0	0.0	0.0	0.0	0.0	0.1	0.1	0.1
70.	*	0.0	0.0	0.0	0.0	0.1	0.1	0.1	0.1	0.1	0.1	0.2	0.1	0.1	0.0	0.0	0.0	0.0	0.0	0.0	0.0
80.	*	0.0	0.0	0.0	0.0	0.1	0.2	0.2	0.1	0.1	0.2	0.1	0.0	0.0	0.0	0.0	0.0	0.0	0.0	0.0	0.0
90.	*	0.0	0.1	0.1	0.1	0.2	0.2	0.2	0.2	0.1	0.0	0.0	0.0	0.0	0.0	0.0	0.0	0.0	0.0	0.0	0.0
100.	*	0.0	0.0	0.0	0.0	0.2	0.2	0.2	0.2	0.0	0.0	0.0	0.0	0.0	0.0	0.0	0.0	0.0	0.0	0.0	0.0
110.	*	0.0	0.0	0.0	0.0	0.0	0.2	0.2	0.3	0.1	0.0	0.0	0.0	0.0	0.0	0.0	0.0	0.0	0.0	0.0	0.0
120.	*	0.0	0.1	0.1	0.1	0.1	0.2	0.2	0.3	0.1	0.0	0.0	0.0	0.0	0.0	0.0	0.0	0.0	0.0	0.0	0.0
130.	*	0.0	0.1	0.1	0.1	0.1	0.2	0.2	0.2	0.1	0.0	0.0	0.0	0.0	0.0	0.0	0.0	0.0	0.0	0.0	0.0
140.	*	0.0	0.1	0.1	0.1	0.1	0.3	0.3	0.3	0.0	0.0	0.0	0.0	0.0	0.0	0.0	0.0	0.0	0.0	0.0	0.0
150.	*	0.0	0.1	0.1	0.1	0.1	0.2	0.3	0.4	0.0	0.0	0.0	0.0	0.0	0.0	0.0	0.0	0.0	0.0	0.0	0.0
160.	*	0.0	0.0	0.1	0.1	0.1	0.1	0.2	0.5	0.0	0.0	0.0	0.0	0.0	0.0	0.0	0.0	0.0	0.0	0.0	0.0
170.	*	0.0	0.0	0.0	0.1	0.1	0.1	0.1	0.3	0.0	0.0	0.0	0.0	0.0	0.0	0.0	0.0	0.0	0.0	0.0	0.0
180.	*	0.0	0.0	0.0	0.0	0.0	0.0	0.0	0.3	0.0	0.0	0.0	0.0	0.0	0.0	0.0	0.0	0.0	0.0	0.0	0.0
190.	*	0.0	0.0	0.0	0.0	0.0	0.0	0.0	0.2	0.0	0.0	0.0	0.0	0.0	0.0	0.0	0.0	0.0	0.0	0.0	0.0
200.	*	0.0	0.0	0.0	0.0	0.0	0.0	0.0	0.2	0.0	0.0	0.0	0.0	0.0	0.0	0.0	0.0	0.0	0.0	0.0	0.0
210.	*	0.0	0.0	0.0	0.0	0.0	0.0	0.0	0.2	0.0	0.0	0.0	0.0	0.0	0.0	0.0	0.0	0.0	0.0	0.0	0.0
220.	*	0.0	0.0	0.0	0.0	0.0	0.0	0.0	0.2	0.0	0.0	0.0	0.0	0.0	0.0	0.0	0.0	0.0	0.0	0.0	0.0
230.	*	0.0	0.0	0.0	0.0	0.0	0.0	0.0	0.3	0.0	0.0	0.0	0.0	0.0	0.0	0.0	0.0	0.0	0.0	0.0	0.0
240.	*	0.0	0.0	0.0	0.0	0.0	0.0	0.0	0.3	0.0	0.0	0.0	0.0	0.0	0.0	0.0	0.0	0.0	0.0	0.0	0.0
250.	*	0.0	0.0	0.0	0.0	0.0	0.0	0.0	0.3	0.0	0.0	0.0	0.0	0.0	0.0	0.0	0.0	0.0	0.0	0.0	0.0
260.	*	0.0	0.0	0.0	0.0	0.0	0.0	0.0	0.2	0.0	0.0	0.0	0.0	0.0	0.0	0.0	0.0	0.0	0.0	0.0	0.0
270.	*	0.0	0.0	0.0	0.0	0.0	0.0	0.0	0.2	0.0	0.0	0.0	0.0	0.0	0.0	0.0	0.0	0.0	0.0	0.0	0.0
280.	*	0.0	0.0	0.0	0.0	0.0	0.0	0.0	0.2	0.0	0.0	0.0	0.0	0.0	0.0	0.0	0.0	0.0	0.0	0.0	0.0
290.	*	0.0	0.0	0.0	0.0	0.0	0.0	0.4	0.2	0.2	0.2	0.2	0.1	0.1	0.1	0.0	0.0	0.0	0.0	0.0	0.0
300.	*	0.0	0.0	0.0	0.0	0.0	0.1	0.3	0.0	0.3	0.2	0.2	0.2	0.2	0.2	0.2	0.2	0.2	0.2	0.1	0.1
310.	*	0.0	0.0	0.0	0.0	0.0	0.0	0.2	0.0	0.2	0.2	0.2	0.2	0.2	0.2	0.2	0.2	0.2	0.2	0.2	0.2
320.	*	0.0	0.0	0.0	0.0	0.0	0.0	0.2	0.0	0.2	0.1	0.0	0.1	0.1	0.1	0.1	0.2	0.2	0.2	0.2	0.2
330.	*	0.0	0.0	0.0	0.0	0.0	0.1	0.2	0.0	0.1	0.0	0.0	0.0	0.0	0.1	0.1	0.1	0.1	0.1	0.1	0.1
340.	*	0.0	0.0	0.0	0.0	0.0	0.1	0.1	0.0	0.1	0.0	0.0	0.0	0.0	0.0	0.1	0.1	0.1	0.1	0.1	0.1
350.	*	0.0	0.0	0.0	0.0	0.0	0.1	0.1	0.1	0.1	0.0	0.0	0.0	0.0	0.0	0.1	0.1	0.1	0.1	0.1	0.1
360.	*	0.0	0.0	0.0	0.0	0.1	0.1	0.2	0.1	0.1	0.0	0.0	0.0	0.0	0.0	0.0	0.1	0.1	0.1	0.1	0.1
MAX	*	0.1	0.1	0.2	0.2	0.2	0.3	0.4	0.5	0.3	0.2	0.2	0.2	0.2	0.2	0.2	0.2	0.2	0.2	0.2	0.2
DEGR.	*	10	10	20	20	30	60	290	160	300	50	60	300	300	300	300	300	300	300	310	40

JOB: SR101L&27thAveTI(2020Existing) RUN: 2020Exist 27thAve TI PM

MODEL RESULTS

REMARKS : In search of the angle corresponding to the maximum concentration, only the first angle, of the angles with same maximum concentrations, is indicated as maximum.

WIND ANGLE RANGE: 0.-360.

WIND ANGLE (DEGR)	* CONCENTRATION (PPM) REC21	REC22	REC23	REC24	REC25	REC26	REC27	REC28	REC29	REC30	REC31	REC32	REC33	REC34	REC35	REC36	REC37	REC38	REC39	REC40
0.	0.1	0.1	0.1	0.1	0.1	0.1	0.1	0.1	0.1	0.1	0.2	0.2	0.3	0.0	0.0	0.0	0.0	0.0	0.0	0.0
10.	0.1	0.1	0.1	0.1	0.1	0.1	0.1	0.1	0.1	0.2	0.3	0.3	0.4	0.0	0.0	0.0	0.0	0.0	0.0	0.0
20.	0.1	0.1	0.1	0.1	0.1	0.1	0.1	0.1	0.1	0.3	0.3	0.3	0.4	0.0	0.0	0.0	0.0	0.0	0.0	0.0
30.	0.1	0.2	0.2	0.2	0.1	0.1	0.1	0.1	0.1	0.3	0.3	0.3	0.4	0.0	0.0	0.0	0.0	0.0	0.0	0.0
40.	0.2	0.2	0.2	0.2	0.1	0.1	0.1	0.1	0.1	0.3	0.3	0.3	0.2	0.1	0.0	0.0	0.0	0.0	0.0	0.0
50.	0.2	0.2	0.2	0.2	0.1	0.1	0.1	0.1	0.1	0.3	0.3	0.3	0.2	0.1	0.0	0.0	0.0	0.0	0.0	0.0
60.	0.1	0.1	0.1	0.2	0.1	0.1	0.1	0.1	0.1	0.3	0.3	0.2	0.3	0.1	0.1	0.0	0.0	0.0	0.0	0.0
70.	0.1	0.1	0.1	0.1	0.1	0.1	0.1	0.1	0.1	0.3	0.3	0.2	0.4	0.1	0.1	0.0	0.0	0.0	0.0	0.0
80.	0.0	0.0	0.0	0.0	0.1	0.1	0.1	0.1	0.2	0.3	0.3	0.2	0.5	0.1	0.1	0.0	0.0	0.0	0.0	0.0
90.	0.0	0.0	0.0	0.0	0.1	0.1	0.1	0.1	0.2	0.3	0.3	0.2	0.3	0.1	0.1	0.0	0.0	0.0	0.0	0.0
100.	0.0	0.0	0.0	0.0	0.1	0.1	0.1	0.1	0.2	0.3	0.3	0.3	0.2	0.1	0.0	0.0	0.0	0.0	0.0	0.0
110.	0.0	0.0	0.0	0.0	0.1	0.1	0.1	0.1	0.3	0.3	0.3	0.2	0.1	0.1	0.0	0.0	0.0	0.0	0.0	0.0
120.	0.0	0.0	0.0	0.0	0.1	0.1	0.1	0.1	0.3	0.3	0.3	0.2	0.1	0.0	0.0	0.0	0.0	0.0	0.0	0.0
130.	0.0	0.0	0.0	0.0	0.1	0.1	0.1	0.1	0.3	0.3	0.3	0.2	0.1	0.0	0.0	0.0	0.0	0.0	0.0	0.0
140.	0.0	0.0	0.0	0.0	0.1	0.1	0.1	0.1	0.3	0.3	0.3	0.2	0.1	0.0	0.0	0.0	0.0	0.0	0.0	0.0
150.	0.0	0.0	0.0	0.0	0.1	0.1	0.1	0.2	0.3	0.3	0.3	0.2	0.2	0.1	0.0	0.0	0.0	0.0	0.0	0.0
160.	0.0	0.0	0.0	0.0	0.2	0.2	0.3	0.2	0.3	0.3	0.3	0.2	0.2	0.1	0.0	0.0	0.0	0.0	0.0	0.0
170.	0.0	0.0	0.0	0.0	0.2	0.3	0.3	0.2	0.3	0.4	0.3	0.2	0.2	0.0	0.0	0.0	0.0	0.0	0.0	0.0
180.	0.0	0.0	0.0	0.0	0.2	0.2	0.2	0.2	0.2	0.3	0.2	0.2	0.2	0.0	0.0	0.0	0.0	0.0	0.0	0.0
190.	0.0	0.0	0.0	0.0	0.1	0.1	0.1	0.1	0.0	0.0	0.0	0.1	0.1	0.0	0.0	0.0	0.0	0.0	0.0	0.1
200.	0.0	0.0	0.0	0.0	0.1	0.0	0.0	0.0	0.0	0.0	0.0	0.1	0.0	0.0	0.0	0.0	0.0	0.0	0.0	0.1
210.	0.0	0.0	0.0	0.0	0.0	0.0	0.0	0.0	0.0	0.0	0.0	0.1	0.0	0.0	0.0	0.0	0.0	0.0	0.1	0.1
220.	0.0	0.0	0.0	0.0	0.0	0.0	0.0	0.0	0.0	0.0	0.1	0.1	0.0	0.0	0.0	0.0	0.1	0.1	0.1	0.1
230.	0.0	0.0	0.0	0.0	0.0	0.0	0.0	0.0	0.0	0.0	0.1	0.1	0.0	0.0	0.0	0.1	0.1	0.1	0.1	0.1
240.	0.0	0.0	0.0	0.0	0.0	0.0	0.0	0.0	0.0	0.1	0.1	0.1	0.0	0.1	0.1	0.1	0.1	0.1	0.1	0.1
250.	0.0	0.0	0.0	0.0	0.0	0.0	0.0	0.0	0.0	0.0	0.1	0.2	0.2	0.1	0.1	0.0	0.0	0.0	0.0	0.0
260.	0.0	0.0	0.0	0.0	0.0	0.0	0.0	0.0	0.0	0.0	0.0	0.1	0.2	0.0	0.0	0.0	0.0	0.0	0.0	0.0
270.	0.0	0.0	0.0	0.0	0.0	0.0	0.0	0.0	0.0	0.0	0.0	0.0	0.2	0.0	0.0	0.0	0.0	0.0	0.0	0.0
280.	0.0	0.0	0.0	0.0	0.0	0.0	0.0	0.0	0.0	0.0	0.0	0.0	0.2	0.0	0.0	0.0	0.0	0.0	0.0	0.0
290.	0.0	0.0	0.0	0.0	0.0	0.0	0.0	0.0	0.0	0.0	0.0	0.0	0.2	0.0	0.0	0.0	0.0	0.0	0.0	0.0
300.	0.0	0.0	0.0	0.0	0.0	0.0	0.0	0.0	0.0	0.0	0.0	0.0	0.1	0.0	0.0	0.0	0.0	0.0	0.0	0.0
310.	0.2	0.1	0.0	0.0	0.0	0.0	0.0	0.0	0.0	0.0	0.0	0.0	0.1	0.0	0.0	0.0	0.0	0.0	0.0	0.0
320.	0.2	0.2	0.1	0.0	0.0	0.0	0.0	0.0	0.0	0.0	0.0	0.0	0.1	0.0	0.0	0.0	0.0	0.0	0.0	0.0
330.	0.1	0.2	0.2	0.2	0.0	0.0	0.0	0.0	0.0	0.0	0.0	0.0	0.1	0.0	0.0	0.0	0.0	0.0	0.0	0.0
340.	0.1	0.1	0.2	0.2	0.0	0.0	0.0	0.0	0.0	0.0	0.0	0.0	0.1	0.0	0.0	0.0	0.0	0.0	0.0	0.0
350.	0.1	0.1	0.1	0.1	0.1	0.1	0.1	0.1	0.1	0.1	0.1	0.0	0.3	0.0	0.0	0.0	0.0	0.0	0.0	0.0
360.	0.1	0.1	0.1	0.1	0.1	0.1	0.1	0.1	0.1	0.1	0.2	0.2	0.3	0.0	0.0	0.0	0.0	0.0	0.0	0.0
MAX	0.2	0.2	0.2	0.2	0.2	0.3	0.3	0.2	0.3	0.4	0.3	0.3	0.5	0.1	0.1	0.1	0.1	0.1	0.1	0.1
DEGR.	40	30	30	30	160	170	160	150	110	170	10	10	80	40	60	230	220	220	210	190

JOB: SR101L&27thAveTI(2020Existing) RUN: 2020Exist 27thAve TI PM

MODEL RESULTS

REMARKS : In search of the angle corresponding to the maximum concentration, only the first angle, of the angles with same maximum concentrations, is indicated as maximum.

WIND ANGLE RANGE: 0.-360.

WIND ANGLE (DEGR)	* CONCENTRATION (PPM) REC41	REC42	REC43	REC44	REC45	REC46	REC47	REC48	REC49
0.	0.0	0.0	0.0	0.0	0.0	0.0	0.0	0.0	0.0
10.	0.0	0.0	0.0	0.0	0.0	0.0	0.0	0.0	0.0
20.	0.0	0.0	0.0	0.0	0.0	0.0	0.0	0.0	0.0
30.	0.0	0.0	0.0	0.0	0.0	0.0	0.0	0.0	0.0
40.	0.0	0.0	0.0	0.0	0.0	0.0	0.0	0.0	0.0
50.	0.0	0.0	0.0	0.0	0.0	0.0	0.0	0.0	0.0
60.	0.0	0.0	0.0	0.0	0.0	0.0	0.0	0.0	0.0
70.	0.0	0.0	0.0	0.0	0.0	0.0	0.0	0.0	0.0
80.	0.0	0.0	0.0	0.0	0.0	0.0	0.0	0.0	0.0
90.	0.0	0.0	0.0	0.0	0.0	0.0	0.0	0.0	0.0
100.	0.0	0.0	0.0	0.0	0.0	0.0	0.0	0.0	0.0
110.	0.0	0.0	0.0	0.0	0.0	0.0	0.0	0.0	0.0
120.	0.0	0.0	0.0	0.0	0.0	0.0	0.0	0.1	0.1
130.	0.0	0.0	0.0	0.0	0.0	0.1	0.1	0.1	0.1
140.	0.0	0.0	0.0	0.0	0.1	0.1	0.1	0.1	0.1
150.	0.0	0.0	0.0	0.1	0.1	0.1	0.1	0.1	0.1
160.	0.0	0.0	0.1	0.1	0.1	0.1	0.1	0.1	0.1
170.	0.0	0.1	0.1	0.1	0.1	0.1	0.1	0.1	0.1
180.	0.1	0.1	0.1	0.1	0.1	0.1	0.1	0.1	0.1
190.	0.1	0.1	0.1	0.1	0.1	0.1	0.1	0.1	0.1
200.	0.1	0.1	0.1	0.1	0.1	0.1	0.1	0.1	0.1
210.	0.1	0.1	0.1	0.1	0.1	0.1	0.1	0.1	0.1
220.	0.1	0.1	0.1	0.1	0.1	0.1	0.1	0.1	0.0
230.	0.1	0.1	0.1	0.1	0.1	0.1	0.0	0.0	0.0
240.	0.1	0.1	0.1	0.0	0.0	0.0	0.0	0.0	0.0
250.	0.0	0.0	0.0	0.0	0.0	0.0	0.0	0.0	0.0
260.	0.0	0.0	0.0	0.0	0.0	0.0	0.0	0.0	0.0
270.	0.0	0.0	0.0	0.0	0.0	0.0	0.0	0.0	0.0
280.	0.0	0.0	0.0	0.0	0.0	0.0	0.0	0.0	0.0
290.	0.0	0.0	0.0	0.0	0.0	0.0	0.0	0.0	0.0
300.	0.0	0.0	0.0	0.0	0.0	0.0	0.0	0.0	0.0

310.	*	0.0	0.0	0.0	0.0	0.0	0.0	0.0	0.0	0.0
320.	*	0.0	0.0	0.0	0.0	0.0	0.0	0.0	0.0	0.0
330.	*	0.0	0.0	0.0	0.0	0.0	0.0	0.0	0.0	0.0
340.	*	0.0	0.0	0.0	0.0	0.0	0.0	0.0	0.0	0.0
350.	*	0.0	0.0	0.0	0.0	0.0	0.0	0.0	0.0	0.0
360.	*	0.0	0.0	0.0	0.0	0.0	0.0	0.0	0.0	0.0
MAX	*	0.1	0.1	0.1	0.1	0.1	0.1	0.1	0.1	0.1
DEGR.	*	180	170	160	150	140	130	130	120	120

THE HIGHEST CONCENTRATION OF 0.50 PPM OCCURRED AT RECEPTOR REC33.

JOB: SR101L&27thAveTI(2020Existing) RUN: 2020Exist 27thAve TI PM

DATE : 8/27/21
TIME : 10: 1: 6

RECEPTOR - LINK MATRIX FOR THE ANGLE PRODUCING
THE MAXIMUM CONCENTRATION FOR EACH RECEPTOR

CO/LINK (PPM)
ANGLE (DEGREES)

LINK #	REC1 10	REC2 10	REC3 20	REC4 20	REC5 30	REC6 60	REC7 290	REC8 160	REC9 300	REC10 50	REC11 60	REC12 300	REC13 300	REC14 300	REC15 300	REC16 300	REC17 300	REC18 300	REC19 310	REC20 40
1	0.0	0.0	0.0	0.0	0.0	0.0	0.0	0.0	0.0	0.0	0.0	0.0	0.0	0.0	0.0	0.0	0.0	0.0	0.0	0.0
2	0.0	0.0	0.0	0.0	0.0	0.0	0.0	0.0	0.0	0.0	0.0	0.0	0.0	0.0	0.0	0.0	0.0	0.0	0.0	0.0
3	0.0	0.0	0.0	0.0	0.0	0.0	0.1	0.0	0.1	0.0	0.0	0.1	0.1	0.1	0.1	0.1	0.1	0.1	0.1	0.1
4	0.0	0.0	0.0	0.0	0.0	0.0	0.0	0.0	0.0	0.0	0.0	0.0	0.0	0.0	0.0	0.0	0.0	0.0	0.0	0.0
5	0.0	0.0	0.0	0.0	0.0	0.0	0.0	0.0	0.0	0.0	0.0	0.0	0.0	0.0	0.0	0.0	0.0	0.0	0.0	0.0
6	0.0	0.0	0.0	0.0	0.0	0.0	0.0	0.0	0.0	0.0	0.0	0.0	0.0	0.0	0.0	0.0	0.0	0.0	0.0	0.0
7	0.0	0.0	0.0	0.0	0.0	0.0	0.1	0.1	0.1	0.1	0.1	0.0	0.0	0.0	0.0	0.0	0.0	0.0	0.0	0.0
8	0.0	0.0	0.0	0.0	0.0	0.0	0.0	0.0	0.0	0.0	0.0	0.0	0.0	0.0	0.0	0.0	0.0	0.0	0.0	0.0
9	0.0	0.0	0.0	0.0	0.0	0.0	0.1	0.0	0.1	0.0	0.0	0.1	0.1	0.1	0.1	0.1	0.1	0.1	0.1	0.1
10	0.0	0.0	0.0	0.0	0.0	0.0	0.0	0.0	0.0	0.0	0.0	0.0	0.0	0.0	0.0	0.0	0.0	0.0	0.0	0.0
11	0.0	0.0	0.0	0.0	0.0	0.0	0.0	0.0	0.0	0.0	0.0	0.0	0.0	0.0	0.0	0.0	0.0	0.0	0.0	0.0
12	0.0	0.0	0.0	0.0	0.0	0.0	0.0	0.0	0.0	0.0	0.0	0.0	0.0	0.0	0.0	0.0	0.0	0.0	0.0	0.0
13	0.0	0.0	0.0	0.0	0.0	0.0	0.0	0.0	0.0	0.0	0.0	0.0	0.0	0.0	0.0	0.0	0.0	0.0	0.0	0.0
14	0.0	0.0	0.0	0.0	0.0	0.0	0.0	0.0	0.0	0.0	0.0	0.0	0.0	0.0	0.0	0.0	0.0	0.0	0.0	0.0
15	0.0	0.0	0.0	0.0	0.0	0.0	0.0	0.0	0.0	0.0	0.0	0.0	0.0	0.0	0.0	0.0	0.0	0.0	0.0	0.0
16	0.0	0.0	0.0	0.0	0.0	0.1	0.0	0.0	0.0	0.0	0.0	0.0	0.0	0.0	0.0	0.0	0.0	0.0	0.0	0.0
17	0.0	0.0	0.0	0.0	0.0	0.0	0.0	0.0	0.0	0.0	0.0	0.0	0.0	0.0	0.0	0.0	0.0	0.0	0.0	0.0
18	0.0	0.0	0.0	0.0	0.0	0.0	0.0	0.0	0.0	0.0	0.0	0.0	0.0	0.0	0.0	0.0	0.0	0.0	0.0	0.0
19	0.0	0.0	0.0	0.0	0.0	0.0	0.0	0.0	0.0	0.0	0.0	0.0	0.0	0.0	0.0	0.0	0.0	0.0	0.0	0.0
20	0.0	0.0	0.0	0.0	0.0	0.0	0.0	0.0	0.0	0.0	0.0	0.0	0.0	0.0	0.0	0.0	0.0	0.0	0.0	0.0
21	0.0	0.0	0.0	0.0	0.0	0.0	0.0	0.0	0.0	0.0	0.0	0.0	0.0	0.0	0.0	0.0	0.0	0.0	0.0	0.0

```
   22  *   0.0   0.0   0.0   0.0   0.0   0.0   0.0   0.0   0.0   0.0   0.0   0.0   0.0   0.0   0.0   0.0   0.0   0.0   0.0   0.0
   23  *   0.0   0.0   0.0   0.0   0.0   0.0   0.0   0.0   0.0   0.0   0.0   0.0   0.0   0.0   0.0   0.0   0.0   0.0   0.0   0.0
   24  *   0.0   0.0   0.0   0.0   0.0   0.0   0.0   0.0   0.0   0.0   0.0   0.0   0.0   0.0   0.0   0.0   0.0   0.0   0.0   0.0
   25  *   0.0   0.0   0.0   0.0   0.0   0.0   0.0   0.0   0.0   0.0   0.0   0.0   0.0   0.0   0.0   0.0   0.0   0.0   0.0   0.0
   26  *   0.0   0.0   0.0   0.0   0.0   0.0   0.0   0.0   0.0   0.0   0.0   0.0   0.0   0.0   0.0   0.0   0.0   0.0   0.0   0.0
   27  *   0.0   0.0   0.0   0.0   0.0   0.0   0.0   0.0   0.0   0.0   0.0   0.0   0.0   0.0   0.0   0.0   0.0   0.0   0.0   0.0
   28  *   0.0   0.0   0.0   0.0   0.0   0.0   0.0   0.0   0.0   0.0   0.0   0.0   0.0   0.0   0.0   0.0   0.0   0.0   0.0   0.0
   29  *   0.0   0.0   0.0   0.0   0.0   0.0   0.0   0.0   0.0   0.0   0.0   0.0   0.0   0.0   0.0   0.0   0.0   0.0   0.0   0.0
   30  *   0.0   0.0   0.0   0.0   0.0   0.0   0.0   0.0   0.0   0.0   0.0   0.0   0.0   0.0   0.0   0.0   0.0   0.0   0.0   0.0
   31  *   0.0   0.0   0.0   0.0   0.0   0.0   0.0   0.0   0.0   0.0   0.0   0.0   0.0   0.0   0.0   0.0   0.0   0.0   0.0   0.0
   32  *   0.0   0.0   0.0   0.0   0.0   0.0   0.0   0.0   0.0   0.0   0.0   0.0   0.0   0.0   0.0   0.0   0.0   0.0   0.0   0.0
   33  *   0.0   0.0   0.0   0.0   0.0   0.0   0.0   0.0   0.0   0.0   0.0   0.0   0.0   0.0   0.0   0.0   0.0   0.0   0.0   0.0
   34  *   0.0   0.0   0.0   0.0   0.0   0.0   0.0   0.1   0.0   0.0   0.0   0.0   0.0   0.0   0.0   0.0   0.0   0.0   0.0   0.0
   35  *   0.1   0.1   0.1   0.1   0.1   0.1   0.0   0.1   0.0   0.0   0.0   0.0   0.0   0.0   0.0   0.0   0.0   0.0   0.0   0.0
   36  *   0.0   0.0   0.0   0.0   0.0   0.0   0.0   0.0   0.0   0.0   0.0   0.0   0.0   0.0   0.0   0.0   0.0   0.0   0.0   0.0
   37  *   0.0   0.0   0.0   0.0   0.0   0.0   0.0   0.1   0.0   0.0   0.0   0.0   0.0   0.0   0.0   0.0   0.0   0.0   0.0   0.0
   38  *   0.0   0.0   0.0   0.0   0.0   0.0   0.0   0.0   0.0   0.0   0.0   0.0   0.0   0.0   0.0   0.0   0.0   0.0   0.0   0.0
   39  *   0.0   0.0   0.0   0.0   0.0   0.0   0.0   0.0   0.0   0.0   0.0   0.0   0.0   0.0   0.0   0.0   0.0   0.0   0.0   0.0
   40  *   0.0   0.0   0.0   0.0   0.0   0.0   0.0   0.0   0.0   0.0   0.0   0.0   0.0   0.0   0.0   0.0   0.0   0.0   0.0   0.0
   41  *   0.0   0.0   0.0   0.0   0.0   0.0   0.0   0.0   0.0   0.0   0.0   0.0   0.0   0.0   0.0   0.0   0.0   0.0   0.0   0.0
   42  *   0.0   0.0   0.0   0.0   0.0   0.0   0.0   0.0   0.0   0.0   0.0   0.0   0.0   0.0   0.0   0.0   0.0   0.0   0.0   0.0
   43  *   0.0   0.0   0.0   0.0   0.0   0.0   0.0   0.0   0.0   0.0   0.0   0.0   0.0   0.0   0.0   0.0   0.0   0.0   0.0   0.0
   44  *   0.0   0.0   0.0   0.0   0.0   0.0   0.1   0.0   0.0   0.1   0.1   0.0   0.0   0.0   0.0   0.0   0.0   0.0   0.0   0.0
   45  *   0.0   0.0   0.1   0.1   0.1   0.1   0.0   0.1   0.0   0.0   0.0   0.0   0.0   0.0   0.0   0.0   0.0   0.0   0.0   0.0
                                                                                                                   PAGE  9
   JOB: SR101L&27thAveTI(2020Existing)                      RUN: 2020Exist 27thAve TI PM

       *    CO/LINK  (PPM)
       *    ANGLE (DEGREES)
       *  REC1  REC2  REC3  REC4  REC5  REC6  REC7  REC8  REC9  REC10 REC11 REC12 REC13 REC14 REC15 REC16 REC17 REC18 REC19 REC20
LINK # *  10      10    20    20    30    60   290   160   300    50    60   300   300   300   300   300   300   300   310    40
-------*-----------------------------------------------------------------------------------------------------------------------
   46  *   0.0   0.0   0.0   0.0   0.0   0.0   0.0   0.0   0.0   0.0   0.0   0.0   0.0   0.0   0.0   0.0   0.0   0.0   0.0   0.0
   47  *   0.0   0.0   0.0   0.0   0.0   0.0   0.0   0.0   0.0   0.0   0.0   0.0   0.0   0.0   0.0   0.0   0.0   0.0   0.0   0.0
   48  *   0.0   0.0   0.0   0.0   0.0   0.0   0.0   0.0   0.0   0.0   0.0   0.0   0.0   0.0   0.0   0.0   0.0   0.0   0.0   0.0
                                                                                                                   PAGE 10
   JOB: SR101L&27thAveTI(2020Existing)                      RUN: 2020Exist 27thAve TI PM

   DATE :  8/27/21
   TIME : 10: 1: 6


   RECEPTOR - LINK MATRIX FOR THE ANGLE PRODUCING
   THE MAXIMUM CONCENTRATION FOR EACH RECEPTOR

       *    CO/LINK  (PPM)
       *    ANGLE (DEGREES)
```

LINK #	REC21 40	REC22 30	REC23 30	REC24 30	REC25 160	REC26 170	REC27 160	REC28 150	REC29 110	REC30 170	REC31 10	REC32 10	REC33 80	REC34 40	REC35 60	REC36 230	REC37 220	REC38 220	REC39 210	REC40 190
1	0.0	0.0	0.0	0.0	0.0	0.0	0.0	0.0	0.0	0.0	0.0	0.0	0.0	0.0	0.0	0.0	0.0	0.0	0.0	0.0
2	0.0	0.0	0.0	0.0	0.0	0.0	0.0	0.0	0.0	0.0	0.0	0.0	0.0	0.0	0.0	0.0	0.0	0.0	0.0	0.0
3	0.1	0.1	0.1	0.1	0.0	0.0	0.0	0.0	0.0	0.0	0.0	0.0	0.0	0.0	0.0	0.1	0.1	0.1	0.1	0.1
4	0.0	0.0	0.0	0.0	0.0	0.0	0.0	0.0	0.0	0.0	0.0	0.0	0.0	0.0	0.0	0.0	0.0	0.0	0.0	0.0
5	0.0	0.0	0.0	0.0	0.0	0.0	0.0	0.0	0.0	0.0	0.0	0.0	0.0	0.0	0.0	0.0	0.0	0.0	0.0	0.0
6	0.0	0.0	0.0	0.0	0.0	0.0	0.0	0.0	0.0	0.0	0.0	0.0	0.0	0.0	0.0	0.0	0.0	0.0	0.0	0.0
7	0.0	0.0	0.0	0.0	0.0	0.0	0.0	0.0	0.0	0.0	0.0	0.0	0.0	0.0	0.0	0.0	0.0	0.0	0.0	0.0
8	0.0	0.0	0.0	0.0	0.0	0.0	0.0	0.0	0.0	0.0	0.0	0.0	0.0	0.0	0.0	0.0	0.0	0.0	0.0	0.0
9	0.1	0.1	0.1	0.1	0.0	0.0	0.0	0.0	0.0	0.0	0.0	0.0	0.0	0.0	0.0	0.0	0.0	0.0	0.0	0.0
10	0.0	0.0	0.0	0.0	0.0	0.0	0.0	0.0	0.0	0.0	0.0	0.0	0.0	0.0	0.0	0.0	0.0	0.0	0.0	0.0
11	0.0	0.0	0.0	0.0	0.0	0.0	0.0	0.0	0.0	0.0	0.0	0.0	0.0	0.0	0.0	0.0	0.0	0.0	0.0	0.0
12	0.0	0.0	0.0	0.0	0.0	0.0	0.0	0.0	0.0	0.0	0.0	0.0	0.0	0.0	0.0	0.0	0.0	0.0	0.0	0.0
13	0.0	0.0	0.0	0.0	0.0	0.0	0.0	0.0	0.0	0.0	0.0	0.0	0.0	0.0	0.0	0.0	0.0	0.0	0.0	0.0
14	0.0	0.0	0.0	0.0	0.0	0.0	0.0	0.0	0.0	0.0	0.0	0.0	0.0	0.0	0.0	0.0	0.0	0.0	0.0	0.0
15	0.0	0.0	0.0	0.0	0.0	0.0	0.0	0.0	0.0	0.0	0.0	0.0	0.0	0.0	0.0	0.0	0.0	0.0	0.0	0.0
16	0.0	0.0	0.0	0.0	0.0	0.0	0.0	0.0	0.0	0.0	0.0	0.0	0.0	0.0	0.0	0.0	0.0	0.0	0.0	0.0
17	0.0	0.0	0.0	0.0	0.0	0.0	0.0	0.0	0.0	0.0	0.0	0.0	0.0	0.0	0.0	0.0	0.0	0.0	0.0	0.0
18	0.0	0.0	0.0	0.0	0.0	0.0	0.0	0.0	0.0	0.0	0.0	0.0	0.0	0.0	0.0	0.0	0.0	0.0	0.0	0.0
19	0.0	0.0	0.0	0.0	0.0	0.0	0.0	0.0	0.0	0.0	0.0	0.0	0.0	0.0	0.0	0.0	0.0	0.0	0.0	0.0
20	0.0	0.0	0.0	0.0	0.0	0.0	0.0	0.0	0.0	0.0	0.0	0.0	0.0	0.0	0.0	0.0	0.0	0.0	0.0	0.0
21	0.0	0.0	0.0	0.0	0.0	0.0	0.0	0.0	0.0	0.0	0.0	0.0	0.0	0.0	0.0	0.0	0.0	0.0	0.0	0.0
22	0.0	0.0	0.0	0.0	0.0	0.0	0.0	0.0	0.0	0.0	0.0	0.0	0.0	0.0	0.0	0.0	0.0	0.0	0.0	0.0
23	0.0	0.0	0.0	0.0	0.0	0.0	0.0	0.0	0.0	0.0	0.0	0.0	0.0	0.0	0.0	0.0	0.0	0.0	0.0	0.0
24	0.0	0.0	0.0	0.0	0.0	0.0	0.0	0.0	0.0	0.0	0.0	0.0	0.0	0.0	0.0	0.0	0.0	0.0	0.0	0.0
25	0.0	0.0	0.0	0.0	0.0	0.0	0.0	0.0	0.0	0.0	0.0	0.0	0.0	0.0	0.0	0.0	0.0	0.0	0.0	0.0
26	0.0	0.0	0.0	0.0	0.0	0.0	0.0	0.0	0.0	0.0	0.0	0.0	0.0	0.0	0.0	0.0	0.0	0.0	0.0	0.0
27	0.0	0.0	0.0	0.0	0.0	0.0	0.0	0.0	0.0	0.0	0.0	0.0	0.1	0.0	0.0	0.0	0.0	0.0	0.0	0.0
28	0.0	0.0	0.0	0.0	0.0	0.0	0.0	0.0	0.0	0.0	0.0	0.0	0.0	0.0	0.0	0.0	0.0	0.0	0.0	0.0
29	0.0	0.0	0.0	0.0	0.0	0.0	0.0	0.0	0.0	0.0	0.0	0.0	0.0	0.0	0.0	0.0	0.0	0.0	0.0	0.0
30	0.0	0.0	0.0	0.0	0.0	0.0	0.0	0.0	0.0	0.0	0.0	0.0	0.1	0.0	0.0	0.0	0.0	0.0	0.0	0.0
31	0.0	0.0	0.0	0.0	0.0	0.0	0.0	0.0	0.0	0.0	0.0	0.0	0.0	0.0	0.0	0.0	0.0	0.0	0.0	0.0
32	0.0	0.0	0.0	0.0	0.0	0.0	0.0	0.0	0.0	0.0	0.0	0.0	0.0	0.0	0.0	0.0	0.0	0.0	0.0	0.0
33	0.0	0.0	0.0	0.0	0.2	0.2	0.2	0.1	0.1	0.1	0.1	0.1	0.0	0.0	0.0	0.0	0.0	0.0	0.0	0.0
34	0.0	0.0	0.0	0.0	0.0	0.0	0.0	0.0	0.0	0.1	0.0	0.0	0.1	0.0	0.0	0.0	0.0	0.0	0.0	0.0
35	0.0	0.0	0.0	0.0	0.0	0.0	0.0	0.0	0.0	0.0	0.0	0.0	0.0	0.0	0.0	0.0	0.0	0.0	0.0	0.0
36	0.0	0.0	0.0	0.0	0.0	0.0	0.0	0.0	0.0	0.0	0.0	0.0	0.0	0.0	0.0	0.0	0.0	0.0	0.0	0.0
37	0.0	0.0	0.0	0.0	0.0	0.0	0.0	0.0	0.0	0.0	0.0	0.0	0.0	0.0	0.0	0.0	0.0	0.0	0.0	0.0
38	0.0	0.0	0.0	0.0	0.0	0.0	0.0	0.0	0.0	0.0	0.0	0.0	0.0	0.0	0.0	0.0	0.0	0.0	0.0	0.0
39	0.0	0.0	0.0	0.0	0.0	0.0	0.0	0.0	0.0	0.0	0.0	0.0	0.0	0.0	0.0	0.0	0.0	0.0	0.0	0.0
40	0.0	0.0	0.0	0.0	0.0	0.0	0.0	0.0	0.0	0.0	0.0	0.0	0.1	0.0	0.0	0.0	0.0	0.0	0.0	0.0
41	0.0	0.0	0.0	0.0	0.0	0.1	0.1	0.1	0.2	0.2	0.2	0.2	0.0	0.1	0.1	0.0	0.0	0.0	0.0	0.0
42	0.0	0.0	0.0	0.0	0.0	0.0	0.0	0.0	0.0	0.0	0.0	0.0	0.0	0.0	0.0	0.0	0.0	0.0	0.0	0.0
43	0.0	0.0	0.0	0.0	0.0	0.0	0.0	0.0	0.0	0.0	0.0	0.0	0.0	0.0	0.0	0.0	0.0	0.0	0.0	0.0
44	0.0	0.0	0.0	0.0	0.0	0.0	0.0	0.0	0.0	0.0	0.0	0.0	0.0	0.0	0.0	0.0	0.0	0.0	0.0	0.0

```
   45  *   0.0   0.0   0.0   0.0   0.0   0.0   0.0   0.0   0.0   0.0   0.0   0.0   0.0   0.0   0.0   0.0   0.0   0.0   0.0   0.0
                                                                                                                   PAGE 11
   JOB: SR101L&27thAveTI(2020Existing)                        RUN: 2020Exist 27thAve TI PM

       *    CO/LINK  (PPM)
       *    ANGLE (DEGREES)
       *  REC21 REC22 REC23 REC24 REC25 REC26 REC27 REC28 REC29 REC30 REC31 REC32 REC33 REC34 REC35 REC36 REC37 REC38 REC39 REC40
LINK # *  40      30    30    30   160   170   160   150   110   170    10    10    80    40    60   230   220   220   210   190
-------*-----------------------------------------------------------------------------------------------------------------------
   46  *   0.0   0.0   0.0   0.0   0.0   0.0   0.0   0.0   0.0   0.0   0.0   0.0   0.0   0.0   0.0   0.0   0.0   0.0   0.0   0.0
   47  *   0.0   0.0   0.0   0.0   0.0   0.0   0.0   0.0   0.0   0.0   0.0   0.0   0.0   0.0   0.0   0.0   0.0   0.0   0.0   0.0
   48  *   0.0   0.0   0.0   0.0   0.0   0.0   0.0   0.0   0.0   0.0   0.0   0.0   0.1   0.0   0.0   0.0   0.0   0.0   0.0   0.0
                                                                                                                   PAGE 12
   JOB: SR101L&27thAveTI(2020Existing)                        RUN: 2020Exist 27thAve TI PM

   DATE :  8/27/21
   TIME : 10: 1: 6


   RECEPTOR - LINK MATRIX FOR THE ANGLE PRODUCING
   THE MAXIMUM CONCENTRATION FOR EACH RECEPTOR

       *    CO/LINK  (PPM)
       *    ANGLE (DEGREES)
       *  REC41 REC42 REC43 REC44 REC45 REC46 REC47 REC48 REC49
LINK # *   180   170   160   150   140   130   130   120   120
-------*-------------------------------------------------------
    1  *   0.0   0.0   0.0   0.0   0.0   0.0   0.0   0.0   0.0
    2  *   0.0   0.0   0.0   0.0   0.0   0.0   0.0   0.0   0.0
    3  *   0.1   0.1   0.1   0.1   0.1   0.1   0.1   0.1   0.1
    4  *   0.0   0.0   0.0   0.0   0.0   0.0   0.0   0.0   0.0
    5  *   0.0   0.0   0.0   0.0   0.0   0.0   0.0   0.0   0.0
    6  *   0.0   0.0   0.0   0.0   0.0   0.0   0.0   0.0   0.0
    7  *   0.0   0.0   0.0   0.0   0.0   0.0   0.0   0.0   0.0
    8  *   0.0   0.0   0.0   0.0   0.0   0.0   0.0   0.0   0.0
    9  *   0.0   0.0   0.0   0.0   0.0   0.0   0.0   0.0   0.0
   10  *   0.0   0.0   0.0   0.0   0.0   0.0   0.0   0.0   0.0
   11  *   0.0   0.0   0.0   0.0   0.0   0.0   0.0   0.0   0.0
   12  *   0.0   0.0   0.0   0.0   0.0   0.0   0.0   0.0   0.0
   13  *   0.0   0.0   0.0   0.0   0.0   0.0   0.0   0.0   0.0
   14  *   0.0   0.0   0.0   0.0   0.0   0.0   0.0   0.0   0.0
   15  *   0.0   0.0   0.0   0.0   0.0   0.0   0.0   0.0   0.0
   16  *   0.0   0.0   0.0   0.0   0.0   0.0   0.0   0.0   0.0
   17  *   0.0   0.0   0.0   0.0   0.0   0.0   0.0   0.0   0.0
   18  *   0.0   0.0   0.0   0.0   0.0   0.0   0.0   0.0   0.0
   19  *   0.0   0.0   0.0   0.0   0.0   0.0   0.0   0.0   0.0
   20  *   0.0   0.0   0.0   0.0   0.0   0.0   0.0   0.0   0.0
```

21	*	0.0	0.0	0.0	0.0	0.0	0.0	0.0	0.0	0.0
22	*	0.0	0.0	0.0	0.0	0.0	0.0	0.0	0.0	0.0
23	*	0.0	0.0	0.0	0.0	0.0	0.0	0.0	0.0	0.0
24	*	0.0	0.0	0.0	0.0	0.0	0.0	0.0	0.0	0.0
25	*	0.0	0.0	0.0	0.0	0.0	0.0	0.0	0.0	0.0
26	*	0.0	0.0	0.0	0.0	0.0	0.0	0.0	0.0	0.0
27	*	0.0	0.0	0.0	0.0	0.0	0.0	0.0	0.0	0.0
28	*	0.0	0.0	0.0	0.0	0.0	0.0	0.0	0.0	0.0
29	*	0.0	0.0	0.0	0.0	0.0	0.0	0.0	0.0	0.0
30	*	0.0	0.0	0.0	0.0	0.0	0.0	0.0	0.0	0.0
31	*	0.0	0.0	0.0	0.0	0.0	0.0	0.0	0.0	0.0
32	*	0.0	0.0	0.0	0.0	0.0	0.0	0.0	0.0	0.0
33	*	0.0	0.0	0.0	0.0	0.0	0.0	0.0	0.0	0.0
34	*	0.0	0.0	0.0	0.0	0.0	0.0	0.0	0.0	0.0
35	*	0.0	0.0	0.0	0.0	0.0	0.0	0.0	0.0	0.0
36	*	0.0	0.0	0.0	0.0	0.0	0.0	0.0	0.0	0.0
37	*	0.0	0.0	0.0	0.0	0.0	0.0	0.0	0.0	0.0
38	*	0.0	0.0	0.0	0.0	0.0	0.0	0.0	0.0	0.0
39	*	0.0	0.0	0.0	0.0	0.0	0.0	0.0	0.0	0.0
40	*	0.0	0.0	0.0	0.0	0.0	0.0	0.0	0.0	0.0
41	*	0.0	0.0	0.0	0.0	0.0	0.0	0.0	0.0	0.0
42	*	0.0	0.0	0.0	0.0	0.0	0.0	0.0	0.0	0.0
43	*	0.0	0.0	0.0	0.0	0.0	0.0	0.0	0.0	0.0
44	*	0.0	0.0	0.0	0.0	0.0	0.0	0.0	0.0	0.0
45	*	0.0	0.0	0.0	0.0	0.0	0.0	0.0	0.0	0.0

JOB: SR101L&27thAveTI(2020Existing) RUN: 2020Exist 27thAve TI PM

	*	CO/LINK (PPM)								
	*	ANGLE (DEGREES)								
	*	REC41	REC42	REC43	REC44	REC45	REC46	REC47	REC48	REC49
LINK #	*	180	170	160	150	140	130	130	120	120
46	*	0.0	0.0	0.0	0.0	0.0	0.0	0.0	0.0	0.0
47	*	0.0	0.0	0.0	0.0	0.0	0.0	0.0	0.0	0.0
48	*	0.0	0.0	0.0	0.0	0.0	0.0	0.0	0.0	0.0

CAL3QHC: LINE SOURCE DISPERSION MODEL - VERSION 2.0 Dated 95221 PAGE 1

JOB: SR101L&27thAveTI (2040 Build) RUN: 2040 Build 27th Ave TI AM

DATE : 8/27/21
TIME : 10: 1:27

The MODE flag has been set to C for calculating CO averages.

SITE & METEOROLOGICAL VARIABLES

VS = 0.0 CM/S VD = 0.0 CM/S Z0 = 108. CM
U = 1.0 M/S CLAS = 4 (D) ATIM = 60. MINUTES MIXH = 1000. M AMB = 0.0 PPM

LINK VARIABLES

LINK DESCRIPTION	LINK COORDINATES (FT) X1	Y1	X2	Y2	LENGTH (FT)	BRG (DEG)	TYPE	VPH	EF (G/MI)	H (FT)	W (FT)	V/C	QUEUE (VEH)
1. 1_SR101_EB_ML_S1	637440.3	971029.7	638442.6	971027.9	1002.	90.	DP	5305.	0.3	-10.0	80.0		
2. 2_SR101_EB_ML_S2	638442.6	971027.9	630131.2	971022.2	8311.	270.	DP	5305.	0.5	-20.0	80.0		
3. 3_SR101_WB_ML_S1	638443.7	971098.7	637440.1	971099.6	1004.	270.	DP	3860.	1.3	-10.0	80.0		
4. 4_SR101_WB_ML_S2	640134.8	971092.9	638443.7	971098.7	1691.	270.	DP	3860.	0.7	-20.0	80.0		
5. 5_EB_frontage_road_S	637423.5	970820.2	638660.7	970758.0	1239.	93.	AG	437.	0.8	0.0	44.0		
6. 6_EB_27th_Ave_offram	637443.3	970904.3	638661.0	970779.7	1224.	96.	AG	983.	0.6	0.0	32.0		
7. 7_EB_frontage_road_S	638660.8	970769.4	639067.9	970743.6	408.	94.	AG	1420.	0.6	0.0	68.0		
8. 8_EB_27th_Ave_offram	638978.2	970722.1	639034.0	970679.3	70.	127.	AG	454.	0.6	0.0	32.0		
9. 9_Ramp_ES/EN	637442.2	970938.9	638795.2	970904.7	1353.	91.	FL	3019.	0.7	10.0	44.0		
10. 10_Ramp_ES_S1	638794.7	970892.5	639304.3	970832.8	513.	97.	BR	1287.	1.5	20.0	44.0		
11. 11_Ramp_ES_S2	639304.3	970832.8	639705.4	970619.2	454.	118.	BR	1287.	0.8	30.0	44.0		
12. 12_Ramp_ES_S3	639705.4	970619.2	639935.2	970203.8	475.	151.	BR	1287.	0.8	25.0	44.0		
13. 13_Ramp_EN_S1	638794.9	970913.6	639565.3	970896.3	771.	91.	BR	1733.	0.9	30.0	32.0		
14. 14_Ramp_EN_S2	639565.3	970896.3	639947.8	970953.8	387.	81.	BR	1733.	0.9	30.0	32.0		
15. 15_27th_Ave_NB_onram	639119.2	970672.2	639178.9	970724.4	79.	49.	AG	365.	0.6	0.0	32.0		
16. 16_EB_frontage_road_	639066.2	970741.8	639597.9	970713.2	532.	93.	AG	1927.	0.6	0.0	56.0		
17. 17_EB_frontage_road_	639597.9	970713.2	640023.7	970750.5	427.	85.	AG	1927.	0.6	0.0	56.0		
18. 18_Ramp_NW_S1	640060.3	971234.1	639717.6	971359.4	365.	290.	BR	645.	0.8	25.0	44.0		
19. 19_Ramp_NW_S2	639717.6	971359.4	639320.2	971327.1	399.	265.	BR	645.	0.5	20.0	44.0		
20. 20_Ramp_NW_S3	639320.2	971327.1	638730.5	971227.6	598.	260.	BR	645.	0.2	20.0	44.0		
21. 21a_Ramp_NW_S4	638729.0	971234.7	638226.7	971189.5	504.	265.	FL	2042.	0.4	10.0	44.0		
22. 21b_Ramp_NW_S4	638226.7	971189.5	637444.4	971170.5	783.	269.	FL	2042.	0.4	10.0	44.0		
23. 22_Ramp_SW_S1	640052.4	971989.1	639817.5	971588.5	464.	210.	BR	1398.	0.4	20.0	32.0		
24. 23_Ramp_SW_S2	639817.5	971588.5	639311.0	971361.4	555.	246.	BR	1398.	0.4	20.0	32.0		
25. 24_Ramp_SW_S3	639311.0	971361.4	638726.1	971248.9	596.	259.	BR	1398.	0.3	20.0	32.0		
26. 25_WB_frontage_road_	640020.0	971464.2	639549.7	971458.1	470.	269.	AG	1196.	0.6	0.0	56.0		
27. 26_WB_frontage_road_	639549.7	971458.1	639075.2	971414.9	476.	265.	AG	1196.	0.6	0.0	56.0		
28. 27_WB_27th_Ave_FR_RT	639198.7	971444.5	639122.4	971513.6	103.	312.	AG	414.	0.6	0.0	32.0		

```
29. 28_WB_27th_Ave_onram* 639025.6  971471.1  638976.4  971416.7 *      73.   222. AG    110.   0.6   0.0 32.0
30. 29_WB_frontage_road_* 639073.9  971414.9  638583.8  971359.1 *     493.   264. AG   1106.   0.6   0.0 56.0
31. 30_WB_frontage_road_* 638581.7  971370.2  637449.5  971281.4 *    1136.   266. AG    533.   0.9   0.0 44.0
32. 31_WB_27th_Ave_onram* 638586.6  971344.8  637443.3  971193.3 *    1153.   262. AG    502.   0.6   0.0 44.0
33. 32_SB 27th Ave S1   * 639026.8  972069.6  639046.2  971428.2 *     642.   178. AG    957.   0.6   0.0 68.0
34. 33_SB 27th Ave S2   * 639046.2  971428.2  639044.2  970722.6 *     706.   180. BR   1171.   0.7   0.0 56.0
35. 34_SB 27th Ave S3   * 639044.2  970722.6  639040.4  970160.7 *     562.   180. AG    999.   0.6   0.0 56.0
36. 35_SB 27th_Ave_LT_to* 639064.7  970792.0  639145.3  970726.3 *     104.   129. AG    626.   0.6   0.0 32.0
37. 36_NB_27th_Ave_S1   * 639098.4  970162.8  639092.7  970721.9 *     559.   359. AG    862.   0.6   0.0 68.0
38. 37_NB_27th_Ave_S2   * 639092.7  970721.9  639099.2  971427.4 *     706.     1. BR    665.   0.6   0.0 56.0
39. 38_NB_27th_Ave_S3   * 639099.2  971427.4  639099.9  972066.7 *     639.     0. AG    542.   0.6   0.0 44.0
40. 39_NB_27th_Ave_LT_to* 639077.0  971356.5  638998.9  971418.2 *     100.   308. AG    538.   0.6   0.0 32.0
41. 40_SB_27th_Ave_Queue* 639043.8  971467.7  639041.2  972114.2 *     647.   360. AG      8. 100.0   0.0 48.0 1.24  32.8
42. 41T_SB_27th_Ave_Brid* 639054.2  970792.8  639053.8  970858.6 *      66.   360. BR      2. 100.0   0.0 24.0 0.27   3.3
43. 41L_SB_27th_Ave_Brid* 639067.1  970792.8  639062.4  971448.7 *     656.   360. BR      1. 100.0   0.0 12.0 1.06  33.3
44. 42_EB_27th_Ave_offra* 639008.4  970736.9  638855.9  970751.2 *     153.   275. AG      6. 100.0   0.0 48.0 0.70   7.8
                                                                                                          PAGE  2
JOB: SR101L&27thAveTI (2040 Build)                        RUN: 2040 Build 27th Ave TI AM

DATE :  8/27/21
TIME : 10: 1:27

 LINK VARIABLES
 --------------
   LINK DESCRIPTION     *         LINK COORDINATES (FT)          *    LENGTH  BRG TYPE   VPH    EF      H   W    V/C QUEUE
                        *   X1        Y1        X2        Y2     *     (FT)  (DEG)            (G/MI)  (FT) (FT)       (VEH)
------------------------*----------------------------------------*-------------------------------------------------------
45. 43_NB_27th_Ave_Queue* 639100.3  970668.7  639100.0  970541.9 *     127.   180. AG      8. 100.0   0.0 48.0 0.89   6.4
46. 44T_NB_27th_Ave_Brid* 639099.4  971357.1  639099.4  971341.8 *      15.   180. BR      2. 100.0   0.0 24.0 0.07   0.8
47. 44L_NB_27th_Ave_Brid* 639079.3  971357.1  639080.5  971169.2 *     188.   180. BR      1. 100.0   0.0 12.0 0.81   9.5
48. 45_WB_27th_Ave_FR_Qu* 639130.7  971417.8  639236.8  971428.2 *     107.    84. AG      4. 100.0   0.0 36.0 0.50   5.4
                                                                                                          PAGE  3
JOB: SR101L&27thAveTI (2040 Build)                        RUN: 2040 Build 27th Ave TI AM

DATE :  8/27/21
TIME : 10: 1:27

 ADDITIONAL QUEUE LINK PARAMETERS
 --------------------------------
   LINK DESCRIPTION     *    CYCLE    RED     CLEARANCE  APPROACH  SATURATION   IDLE   SIGNAL   ARRIVAL
                        *    LENGTH   TIME    LOST TIME    VOL     FLOW RATE   EM FAC   TYPE     RATE
                        *     (SEC)   (SEC)    (SEC)      (VPH)      (VPH)    (gm/hr)
------------------------*-------------------------------- --------- --------------------- ----------------
41. 40_SB_27th_Ave_Queue*     113       93       5.0       957       1670       0.92      2        3
42. 41T_SB_27th_Ave_Brid*     117       44       5.0       546       1780       0.92      2        3
43. 41L_SB_27th_Ave_Brid*     117       71       5.0       626       1781       0.92      2        3
44. 42_EB_27th_Ave_offra*     117       72       5.0      1558       1720       0.92      2        3
```

```
 45. 43_NB_27th_Ave_Queue*     117       93       5.0       862       1670       0.92      2         3
 46. 44T_NB_27th_Ave_Brid*     113       44       5.0       128       1780       0.92      2         3
 47. 44L_NB_27th_Ave_Brid*     113       64       5.0       537       1781       0.92      2         3
 48. 45_WB_27th_Ave_FR_Qu*     113       67       5.0       873       1699       0.92      2         3

  RECEPTOR LOCATIONS
  ------------------
                          *           COORDINATES (FT)          *
    RECEPTOR              *      X          Y          Z        *
--------------------------*-------------------------------------*
 1. R1                    *    639136.5   972027.7        5.9   *
 2. R2                    *    639135.2   971945.6        5.9   *
 3. R3                    *    639134.0   971863.6        5.9   *
 4. R4                    *    639132.6   971781.7        5.9   *
 5. R5                    *    639131.4   971699.7        5.9   *
 6. R6                    *    639133.2   971617.9        5.9   *
 7. R7                    *    639127.5   971536.2        5.9   *
 8. R8                    *    639169.1   971464.8        5.9   *
 9. R9                    *    639125.1   971390.4        5.9   *
10. R10                   *    639210.0   971535.5        5.9   *
11. R11                   *    639292.0   971535.4        5.9   *
12. R12                   *    639374.0   971535.2        5.9   *
13. R13                   *    639456.0   971535.0        5.9   *
14. R14                   *    639538.0   971534.9        5.9   *
15. R15                   *    639617.6   971554.4        5.9   *
16. R16                   *    639690.3   971592.4        5.9   *
17. R17                   *    639758.4   971638.2        5.9   *
18. R18                   *    639820.9   971691.3        5.9   *
19. R19                   *    639877.1   971750.8        5.9   *
20. R20                   *    639926.5   971816.4        5.9   *
21. R21                   *    639968.3   971886.9        5.9   *
22. R22                   *    640002.0   971961.6        5.9   *
23. R23                   *    639847.8   970243.4        5.9   *
24. R24                   *    639817.3   970319.5        5.9   *
25. R25                   *    639778.4   970391.7        5.9   *
26. R26                   *    639731.5   970458.9        5.9   *
27. R27                   *    639677.3   970520.4        5.9   *
28. R28                   *    639616.3   970575.3        5.9   *
29. R29                   *    639549.7   970623.1        5.9   *
30. R30                   *    639468.9   970637.5        5.9   *
31. R31                   *    639387.3   970646.0        5.9   *
32. R32                   *    639305.7   970654.5        5.9   *
33. R33                   *    639224.2   970663.1        5.9   *
34. R34                   *    639126.1   970772.1        5.9   *
35. R35                   *    639142.7   970671.7        5.9   *
36. R36                   *    639143.1   970589.6        5.9   *
37. R37                   *    639141.5   970507.7        5.9   *
```

JOB: SR101L&27thAveTI (2040 Build) RUN: 2040 Build 27th Ave TI AM

DATE : 8/27/21
TIME : 10: 1:27

RECEPTOR LOCATIONS

RECEPTOR	COORDINATES (FT) X	Y	Z
38. R38	639136.5	970425.8	5.9
39. R39	639135.2	970343.9	5.9
40. R40	639134.0	970261.9	5.9
41. R41	639132.6	970179.8	5.9

JOB: SR101L&27thAveTI (2040 Build) RUN: 2040 Build 27th Ave TI AM

MODEL RESULTS

REMARKS : In search of the angle corresponding to the maximum concentration, only the first angle, of the angles with same maximum concentrations, is indicated as maximum.

WIND ANGLE RANGE: 0.-360.

WIND ANGLE (DEGR)	CONCENTRATION (PPM) REC1	REC2	REC3	REC4	REC5	REC6	REC7	REC8	REC9	REC10	REC11	REC12	REC13	REC14	REC15	REC16	REC17	REC18	REC19	REC20
0.	0.0	0.0	0.0	0.0	0.0	0.0	0.0	0.0	0.0	0.0	0.0	0.0	0.0	0.0	0.0	0.0	0.0	0.0	0.0	0.0
10.	0.0	0.0	0.0	0.0	0.0	0.0	0.0	0.0	0.0	0.0	0.0	0.0	0.0	0.0	0.0	0.0	0.0	0.0	0.0	0.0
20.	0.0	0.0	0.0	0.0	0.0	0.0	0.0	0.0	0.0	0.0	0.0	0.0	0.0	0.0	0.0	0.0	0.0	0.0	0.0	0.0
30.	0.0	0.0	0.0	0.0	0.0	0.0	0.0	0.0	0.0	0.0	0.0	0.0	0.0	0.0	0.0	0.0	0.0	0.0	0.0	0.0
40.	0.0	0.0	0.0	0.0	0.0	0.0	0.0	0.0	0.0	0.0	0.0	0.0	0.0	0.0	0.0	0.0	0.0	0.0	0.0	0.0
50.	0.0	0.0	0.0	0.0	0.0	0.0	0.0	0.0	0.0	0.0	0.0	0.0	0.0	0.0	0.0	0.0	0.0	0.0	0.0	0.0
60.	0.0	0.0	0.0	0.0	0.0	0.0	0.0	0.0	0.0	0.0	0.0	0.0	0.0	0.0	0.0	0.0	0.0	0.0	0.0	0.0
70.	0.0	0.0	0.0	0.0	0.0	0.0	0.0	0.0	0.0	0.0	0.0	0.0	0.0	0.0	0.0	0.0	0.0	0.0	0.0	0.0
80.	0.0	0.0	0.0	0.0	0.0	0.0	0.0	0.0	0.0	0.0	0.0	0.0	0.0	0.0	0.0	0.0	0.0	0.0	0.0	0.0
90.	0.0	0.0	0.0	0.0	0.0	0.0	0.0	0.0	0.0	0.0	0.0	0.0	0.0	0.0	0.0	0.0	0.0	0.0	0.0	0.0
100.	0.0	0.0	0.0	0.0	0.0	0.0	0.0	0.0	0.0	0.0	0.0	0.0	0.0	0.0	0.0	0.0	0.0	0.0	0.0	0.0
110.	0.0	0.0	0.0	0.0	0.0	0.0	0.0	0.0	0.0	0.0	0.0	0.0	0.0	0.0	0.0	0.0	0.0	0.0	0.0	0.0
120.	0.0	0.0	0.0	0.0	0.0	0.0	0.0	0.0	0.0	0.0	0.0	0.0	0.0	0.0	0.0	0.0	0.0	0.0	0.0	0.0
130.	0.0	0.0	0.0	0.0	0.0	0.0	0.0	0.0	0.0	0.0	0.0	0.0	0.0	0.0	0.0	0.0	0.0	0.0	0.0	0.0

140.	*	0.0	0.0	0.0	0.0	0.0	0.0	0.0	0.0	0.0	0.0	0.0	0.0	0.0	0.0	0.0	0.0	0.0	0.0	0.0	0.0
150.	*	0.0	0.0	0.0	0.0	0.0	0.0	0.0	0.0	0.0	0.0	0.0	0.0	0.0	0.0	0.0	0.0	0.0	0.0	0.0	0.0
160.	*	0.0	0.0	0.0	0.0	0.0	0.0	0.0	0.0	0.0	0.0	0.0	0.0	0.0	0.0	0.0	0.0	0.0	0.0	0.0	0.0
170.	*	0.0	0.0	0.0	0.0	0.0	0.0	0.0	0.0	0.0	0.0	0.0	0.0	0.0	0.0	0.0	0.0	0.0	0.0	0.0	0.0
180.	*	0.0	0.0	0.0	0.0	0.0	0.0	0.0	0.0	0.0	0.0	0.0	0.0	0.0	0.0	0.0	0.0	0.0	0.0	0.0	0.0
190.	*	0.0	0.0	0.0	0.0	0.0	0.0	0.0	0.0	0.0	0.0	0.0	0.0	0.0	0.0	0.0	0.0	0.0	0.0	0.0	0.0
200.	*	0.0	0.0	0.0	0.0	0.0	0.0	0.0	0.0	0.0	0.0	0.0	0.0	0.0	0.0	0.0	0.0	0.0	0.0	0.0	0.0
210.	*	0.0	0.0	0.0	0.0	0.0	0.0	0.0	0.0	0.0	0.0	0.0	0.0	0.0	0.0	0.0	0.0	0.0	0.0	0.0	0.0
220.	*	0.0	0.0	0.0	0.0	0.0	0.0	0.0	0.0	0.0	0.0	0.0	0.0	0.0	0.0	0.0	0.0	0.0	0.0	0.0	0.0
230.	*	0.0	0.0	0.0	0.0	0.0	0.0	0.0	0.0	0.0	0.0	0.0	0.0	0.0	0.0	0.0	0.0	0.0	0.0	0.0	0.0
240.	*	0.0	0.0	0.0	0.0	0.0	0.0	0.0	0.0	0.0	0.0	0.0	0.0	0.0	0.0	0.0	0.0	0.0	0.0	0.0	0.0
250.	*	0.0	0.0	0.0	0.0	0.0	0.0	0.0	0.0	0.0	0.0	0.0	0.0	0.0	0.0	0.0	0.0	0.0	0.0	0.0	0.0
260.	*	0.0	0.0	0.0	0.0	0.0	0.0	0.0	0.0	0.0	0.0	0.0	0.0	0.0	0.0	0.0	0.0	0.0	0.0	0.0	0.0
270.	*	0.0	0.0	0.0	0.0	0.0	0.0	0.0	0.0	0.0	0.0	0.0	0.0	0.0	0.0	0.0	0.0	0.0	0.0	0.0	0.0
280.	*	0.0	0.0	0.0	0.0	0.0	0.0	0.0	0.0	0.0	0.0	0.0	0.0	0.0	0.0	0.0	0.0	0.0	0.0	0.0	0.0
290.	*	0.0	0.0	0.0	0.0	0.0	0.0	0.0	0.0	0.0	0.0	0.0	0.0	0.0	0.0	0.0	0.0	0.0	0.0	0.0	0.0
300.	*	0.0	0.0	0.0	0.0	0.0	0.0	0.0	0.0	0.0	0.0	0.0	0.0	0.0	0.0	0.0	0.0	0.0	0.0	0.0	0.0
310.	*	0.0	0.0	0.0	0.0	0.0	0.0	0.0	0.0	0.0	0.0	0.0	0.0	0.0	0.0	0.0	0.0	0.0	0.0	0.0	0.0
320.	*	0.0	0.0	0.0	0.0	0.0	0.0	0.0	0.0	0.0	0.0	0.0	0.0	0.0	0.0	0.0	0.0	0.0	0.0	0.0	0.0
330.	*	0.0	0.0	0.0	0.0	0.0	0.0	0.0	0.0	0.0	0.0	0.0	0.0	0.0	0.0	0.0	0.0	0.0	0.0	0.0	0.0
340.	*	0.0	0.0	0.0	0.0	0.0	0.0	0.0	0.0	0.0	0.0	0.0	0.0	0.0	0.0	0.0	0.0	0.0	0.0	0.0	0.0
350.	*	0.0	0.0	0.0	0.0	0.0	0.0	0.0	0.0	0.0	0.0	0.0	0.0	0.0	0.0	0.0	0.0	0.0	0.0	0.0	0.0
360.	*	0.0	0.0	0.0	0.0	0.0	0.0	0.0	0.0	0.0	0.0	0.0	0.0	0.0	0.0	0.0	0.0	0.0	0.0	0.0	0.0
MAX	*	0.0	0.0	0.0	0.0	0.0	0.0	0.0	0.0	0.0	0.0	0.0	0.0	0.0	0.0	0.0	0.0	0.0	0.0	0.0	0.0
DEGR.	*	0	0	0	0	0	0	0	0	0	0	0	0	0	0	0	0	0	0	0	0

JOB: SR101L&27thAveTI (2040 Build) RUN: 2040 Build 27th Ave TI AM

MODEL RESULTS

REMARKS : In search of the angle corresponding to the maximum concentration, only the first angle, of the angles with same maximum concentrations, is indicated as maximum.

WIND ANGLE RANGE: 0.-360.

WIND ANGLE (DEGR)	*	CONCENTRATION (PPM) REC21	REC22	REC23	REC24	REC25	REC26	REC27	REC28	REC29	REC30	REC31	REC32	REC33	REC34	REC35	REC36	REC37	REC38	REC39	REC40
0.	*	0.0	0.0	0.0	0.0	0.0	0.0	0.0	0.0	0.0	0.0	0.0	0.0	0.0	0.0	0.0	0.0	0.0	0.0	0.0	0.0
10.	*	0.0	0.0	0.0	0.0	0.0	0.0	0.0	0.0	0.0	0.0	0.0	0.0	0.0	0.0	0.0	0.0	0.0	0.0	0.0	0.0
20.	*	0.0	0.0	0.0	0.0	0.0	0.0	0.0	0.0	0.0	0.0	0.0	0.0	0.0	0.0	0.0	0.0	0.0	0.0	0.0	0.0

30.	*	0.0	0.0	0.0	0.0	0.0	0.0	0.0	0.0	0.0	0.0	0.0	0.0	0.0	0.0	0.0	0.0	0.0	0.0	0.0	0.0
40.	*	0.0	0.0	0.0	0.0	0.0	0.0	0.0	0.0	0.0	0.0	0.0	0.0	0.0	0.0	0.0	0.0	0.0	0.0	0.0	0.0
50.	*	0.0	0.0	0.0	0.0	0.0	0.0	0.0	0.0	0.0	0.0	0.0	0.0	0.0	0.0	0.0	0.0	0.0	0.0	0.0	0.0
60.	*	0.0	0.0	0.0	0.0	0.0	0.0	0.0	0.0	0.0	0.0	0.0	0.0	0.0	0.0	0.0	0.0	0.0	0.0	0.0	0.0
70.	*	0.0	0.0	0.0	0.0	0.0	0.0	0.0	0.0	0.0	0.0	0.0	0.0	0.0	0.0	0.0	0.0	0.0	0.0	0.0	0.0
80.	*	0.0	0.0	0.0	0.0	0.0	0.0	0.0	0.0	0.0	0.0	0.0	0.0	0.0	0.0	0.0	0.0	0.0	0.0	0.0	0.0
90.	*	0.0	0.0	0.0	0.0	0.0	0.0	0.0	0.0	0.0	0.0	0.0	0.0	0.0	0.0	0.0	0.0	0.0	0.0	0.0	0.0
100.	*	0.0	0.0	0.0	0.0	0.0	0.0	0.0	0.0	0.0	0.0	0.0	0.0	0.0	0.1	0.0	0.0	0.0	0.0	0.0	0.0
110.	*	0.0	0.0	0.0	0.0	0.0	0.0	0.0	0.0	0.0	0.0	0.0	0.0	0.0	0.1	0.0	0.0	0.0	0.0	0.0	0.0
120.	*	0.0	0.0	0.0	0.0	0.0	0.0	0.0	0.0	0.0	0.0	0.0	0.0	0.0	0.1	0.0	0.0	0.0	0.0	0.0	0.0
130.	*	0.0	0.0	0.0	0.0	0.0	0.0	0.0	0.0	0.0	0.0	0.0	0.0	0.0	0.0	0.0	0.0	0.0	0.0	0.0	0.0
140.	*	0.0	0.0	0.0	0.0	0.0	0.0	0.0	0.0	0.0	0.0	0.0	0.0	0.0	0.0	0.0	0.0	0.0	0.0	0.0	0.0
150.	*	0.0	0.0	0.0	0.0	0.0	0.0	0.0	0.0	0.0	0.0	0.0	0.0	0.0	0.0	0.0	0.0	0.0	0.0	0.0	0.0
160.	*	0.0	0.0	0.0	0.0	0.0	0.0	0.0	0.0	0.0	0.0	0.0	0.0	0.0	0.0	0.0	0.0	0.0	0.0	0.0	0.0
170.	*	0.0	0.0	0.0	0.0	0.0	0.0	0.0	0.0	0.0	0.0	0.0	0.0	0.0	0.0	0.0	0.0	0.0	0.0	0.0	0.0
180.	*	0.0	0.0	0.0	0.0	0.0	0.0	0.0	0.0	0.0	0.0	0.0	0.0	0.0	0.0	0.0	0.0	0.0	0.0	0.0	0.0
190.	*	0.0	0.0	0.0	0.0	0.0	0.0	0.0	0.0	0.0	0.0	0.0	0.0	0.0	0.0	0.0	0.0	0.0	0.0	0.0	0.0
200.	*	0.0	0.0	0.0	0.0	0.0	0.0	0.0	0.0	0.0	0.0	0.0	0.0	0.0	0.0	0.0	0.0	0.0	0.0	0.0	0.0
210.	*	0.0	0.0	0.0	0.0	0.0	0.0	0.0	0.0	0.0	0.0	0.0	0.0	0.0	0.0	0.0	0.0	0.0	0.0	0.0	0.0
220.	*	0.0	0.0	0.0	0.0	0.0	0.0	0.0	0.0	0.0	0.0	0.0	0.0	0.0	0.0	0.0	0.0	0.0	0.0	0.0	0.0
230.	*	0.0	0.0	0.0	0.0	0.0	0.0	0.0	0.0	0.0	0.0	0.0	0.0	0.0	0.0	0.0	0.0	0.0	0.0	0.0	0.0
240.	*	0.0	0.0	0.0	0.0	0.0	0.0	0.0	0.0	0.0	0.0	0.0	0.0	0.0	0.0	0.0	0.0	0.0	0.0	0.0	0.0
250.	*	0.0	0.0	0.0	0.0	0.0	0.0	0.0	0.0	0.0	0.0	0.0	0.0	0.0	0.0	0.0	0.0	0.0	0.0	0.0	0.0
260.	*	0.0	0.0	0.0	0.0	0.0	0.0	0.0	0.0	0.0	0.0	0.0	0.0	0.0	0.0	0.0	0.0	0.0	0.0	0.0	0.0
270.	*	0.0	0.0	0.0	0.0	0.0	0.0	0.0	0.0	0.0	0.0	0.0	0.0	0.0	0.0	0.0	0.0	0.0	0.0	0.0	0.0
280.	*	0.0	0.0	0.0	0.0	0.0	0.0	0.0	0.0	0.0	0.0	0.0	0.0	0.0	0.0	0.0	0.0	0.0	0.0	0.0	0.0
290.	*	0.0	0.0	0.0	0.0	0.0	0.0	0.0	0.0	0.0	0.0	0.0	0.0	0.0	0.0	0.0	0.0	0.0	0.0	0.0	0.0
300.	*	0.0	0.0	0.0	0.0	0.0	0.0	0.0	0.0	0.0	0.0	0.0	0.0	0.0	0.0	0.0	0.0	0.0	0.0	0.0	0.0
310.	*	0.0	0.0	0.0	0.0	0.0	0.0	0.0	0.0	0.0	0.0	0.0	0.0	0.0	0.0	0.0	0.0	0.0	0.0	0.0	0.0
320.	*	0.0	0.0	0.0	0.0	0.0	0.0	0.0	0.0	0.0	0.0	0.0	0.0	0.0	0.0	0.0	0.0	0.0	0.0	0.0	0.0
330.	*	0.0	0.0	0.0	0.0	0.0	0.0	0.0	0.0	0.0	0.0	0.0	0.0	0.0	0.0	0.0	0.0	0.0	0.0	0.0	0.0
340.	*	0.0	0.0	0.0	0.0	0.0	0.0	0.0	0.0	0.0	0.0	0.0	0.0	0.0	0.0	0.0	0.0	0.0	0.0	0.0	0.0
350.	*	0.0	0.0	0.0	0.0	0.0	0.0	0.0	0.0	0.0	0.0	0.0	0.0	0.0	0.0	0.0	0.0	0.0	0.0	0.0	0.0
360.	*	0.0	0.0	0.0	0.0	0.0	0.0	0.0	0.0	0.0	0.0	0.0	0.0	0.0	0.0	0.0	0.0	0.0	0.0	0.0	0.0
MAX	*	0.0	0.0	0.0	0.0	0.0	0.0	0.0	0.0	0.0	0.0	0.0	0.0	0.0	0.1	0.0	0.0	0.0	0.0	0.0	0.0
DEGR.	*	0	0	0	0	0	0	0	0	0	0	0	0	0	100	0	0	0	0	0	0

JOB: SR101L&27thAveTI (2040 Build) RUN: 2040 Build 27th Ave TI AM

MODEL RESULTS

REMARKS : In search of the angle corresponding to
the maximum concentration, only the first
angle, of the angles with same maximum

```
                concentrations, is indicated as maximum.

WIND ANGLE RANGE:   0.-360.

WIND  * CONCENTRATION
ANGLE *      (PPM)
(DEGR)* REC41
------*------
  0.  *   0.0
 10.  *   0.0
 20.  *   0.0
 30.  *   0.0
 40.  *   0.0
 50.  *   0.0
 60.  *   0.0
 70.  *   0.0
 80.  *   0.0
 90.  *   0.0
100.  *   0.0
110.  *   0.0
120.  *   0.0
130.  *   0.0
140.  *   0.0
150.  *   0.0
160.  *   0.0
170.  *   0.0
180.  *   0.0
190.  *   0.0
200.  *   0.0
210.  *   0.0
220.  *   0.0
230.  *   0.0
240.  *   0.0
250.  *   0.0
260.  *   0.0
270.  *   0.0
280.  *   0.0
290.  *   0.0
300.  *   0.0
310.  *   0.0
320.  *   0.0
330.  *   0.0
340.  *   0.0
350.  *   0.0
360.  *   0.0
------*------
MAX   *   0.0
```

DEGR. * 0

THE HIGHEST CONCENTRATION OF 0.10 PPM OCCURRED AT RECEPTOR REC34.

JOB: SR101L&27thAveTI (2040 Build) RUN: 2040 Build 27th Ave TI AM

DATE : 8/27/21
TIME : 10: 1:27

RECEPTOR - LINK MATRIX FOR THE ANGLE PRODUCING
THE MAXIMUM CONCENTRATION FOR EACH RECEPTOR

LINK #	CO/LINK (PPM) ANGLE (DEGREES) 0 0	REC1	REC2	REC3	REC4	REC5	REC6	REC7	REC8	REC9	REC10	REC11	REC12	REC13	REC14	REC15	REC16	REC17	REC18	REC19	REC20
1	0.0	0.0	0.0	0.0	0.0	0.0	0.0	0.0	0.0	0.0	0.0	0.0	0.0	0.0	0.0	0.0	0.0	0.0	0.0	0.0	0.0
2	0.0	0.0	0.0	0.0	0.0	0.0	0.0	0.0	0.0	0.0	0.0	0.0	0.0	0.0	0.0	0.0	0.0	0.0	0.0	0.0	0.0
3	0.0	0.0	0.0	0.0	0.0	0.0	0.0	0.0	0.0	0.0	0.0	0.0	0.0	0.0	0.0	0.0	0.0	0.0	0.0	0.0	0.0
4	0.0	0.0	0.0	0.0	0.0	0.0	0.0	0.0	0.0	0.0	0.0	0.0	0.0	0.0	0.0	0.0	0.0	0.0	0.0	0.0	0.0
5	0.0	0.0	0.0	0.0	0.0	0.0	0.0	0.0	0.0	0.0	0.0	0.0	0.0	0.0	0.0	0.0	0.0	0.0	0.0	0.0	0.0
6	0.0	0.0	0.0	0.0	0.0	0.0	0.0	0.0	0.0	0.0	0.0	0.0	0.0	0.0	0.0	0.0	0.0	0.0	0.0	0.0	0.0
7	0.0	0.0	0.0	0.0	0.0	0.0	0.0	0.0	0.0	0.0	0.0	0.0	0.0	0.0	0.0	0.0	0.0	0.0	0.0	0.0	0.0
8	0.0	0.0	0.0	0.0	0.0	0.0	0.0	0.0	0.0	0.0	0.0	0.0	0.0	0.0	0.0	0.0	0.0	0.0	0.0	0.0	0.0
9	0.0	0.0	0.0	0.0	0.0	0.0	0.0	0.0	0.0	0.0	0.0	0.0	0.0	0.0	0.0	0.0	0.0	0.0	0.0	0.0	0.0
10	0.0	0.0	0.0	0.0	0.0	0.0	0.0	0.0	0.0	0.0	0.0	0.0	0.0	0.0	0.0	0.0	0.0	0.0	0.0	0.0	0.0
11	0.0	0.0	0.0	0.0	0.0	0.0	0.0	0.0	0.0	0.0	0.0	0.0	0.0	0.0	0.0	0.0	0.0	0.0	0.0	0.0	0.0
12	0.0	0.0	0.0	0.0	0.0	0.0	0.0	0.0	0.0	0.0	0.0	0.0	0.0	0.0	0.0	0.0	0.0	0.0	0.0	0.0	0.0
13	0.0	0.0	0.0	0.0	0.0	0.0	0.0	0.0	0.0	0.0	0.0	0.0	0.0	0.0	0.0	0.0	0.0	0.0	0.0	0.0	0.0
14	0.0	0.0	0.0	0.0	0.0	0.0	0.0	0.0	0.0	0.0	0.0	0.0	0.0	0.0	0.0	0.0	0.0	0.0	0.0	0.0	0.0
15	0.0	0.0	0.0	0.0	0.0	0.0	0.0	0.0	0.0	0.0	0.0	0.0	0.0	0.0	0.0	0.0	0.0	0.0	0.0	0.0	0.0
16	0.0	0.0	0.0	0.0	0.0	0.0	0.0	0.0	0.0	0.0	0.0	0.0	0.0	0.0	0.0	0.0	0.0	0.0	0.0	0.0	0.0
17	0.0	0.0	0.0	0.0	0.0	0.0	0.0	0.0	0.0	0.0	0.0	0.0	0.0	0.0	0.0	0.0	0.0	0.0	0.0	0.0	0.0
18	0.0	0.0	0.0	0.0	0.0	0.0	0.0	0.0	0.0	0.0	0.0	0.0	0.0	0.0	0.0	0.0	0.0	0.0	0.0	0.0	0.0
19	0.0	0.0	0.0	0.0	0.0	0.0	0.0	0.0	0.0	0.0	0.0	0.0	0.0	0.0	0.0	0.0	0.0	0.0	0.0	0.0	0.0
20	0.0	0.0	0.0	0.0	0.0	0.0	0.0	0.0	0.0	0.0	0.0	0.0	0.0	0.0	0.0	0.0	0.0	0.0	0.0	0.0	0.0
21	0.0	0.0	0.0	0.0	0.0	0.0	0.0	0.0	0.0	0.0	0.0	0.0	0.0	0.0	0.0	0.0	0.0	0.0	0.0	0.0	0.0
22	0.0	0.0	0.0	0.0	0.0	0.0	0.0	0.0	0.0	0.0	0.0	0.0	0.0	0.0	0.0	0.0	0.0	0.0	0.0	0.0	0.0
23	0.0	0.0	0.0	0.0	0.0	0.0	0.0	0.0	0.0	0.0	0.0	0.0	0.0	0.0	0.0	0.0	0.0	0.0	0.0	0.0	0.0
24	0.0	0.0	0.0	0.0	0.0	0.0	0.0	0.0	0.0	0.0	0.0	0.0	0.0	0.0	0.0	0.0	0.0	0.0	0.0	0.0	0.0
25	0.0	0.0	0.0	0.0	0.0	0.0	0.0	0.0	0.0	0.0	0.0	0.0	0.0	0.0	0.0	0.0	0.0	0.0	0.0	0.0	0.0
26	0.0	0.0	0.0	0.0	0.0	0.0	0.0	0.0	0.0	0.0	0.0	0.0	0.0	0.0	0.0	0.0	0.0	0.0	0.0	0.0	0.0
27	0.0	0.0	0.0	0.0	0.0	0.0	0.0	0.0	0.0	0.0	0.0	0.0	0.0	0.0	0.0	0.0	0.0	0.0	0.0	0.0	0.0
28	0.0	0.0	0.0	0.0	0.0	0.0	0.0	0.0	0.0	0.0	0.0	0.0	0.0	0.0	0.0	0.0	0.0	0.0	0.0	0.0	0.0
29	0.0	0.0	0.0	0.0	0.0	0.0	0.0	0.0	0.0	0.0	0.0	0.0	0.0	0.0	0.0	0.0	0.0	0.0	0.0	0.0	0.0

```
   30  *   0.0   0.0   0.0   0.0   0.0   0.0   0.0   0.0   0.0   0.0   0.0   0.0   0.0   0.0   0.0   0.0   0.0   0.0   0.0   0.0
   31  *   0.0   0.0   0.0   0.0   0.0   0.0   0.0   0.0   0.0   0.0   0.0   0.0   0.0   0.0   0.0   0.0   0.0   0.0   0.0   0.0
   32  *   0.0   0.0   0.0   0.0   0.0   0.0   0.0   0.0   0.0   0.0   0.0   0.0   0.0   0.0   0.0   0.0   0.0   0.0   0.0   0.0
   33  *   0.0   0.0   0.0   0.0   0.0   0.0   0.0   0.0   0.0   0.0   0.0   0.0   0.0   0.0   0.0   0.0   0.0   0.0   0.0   0.0
   34  *   0.0   0.0   0.0   0.0   0.0   0.0   0.0   0.0   0.0   0.0   0.0   0.0   0.0   0.0   0.0   0.0   0.0   0.0   0.0   0.0
   35  *   0.0   0.0   0.0   0.0   0.0   0.0   0.0   0.0   0.0   0.0   0.0   0.0   0.0   0.0   0.0   0.0   0.0   0.0   0.0   0.0
   36  *   0.0   0.0   0.0   0.0   0.0   0.0   0.0   0.0   0.0   0.0   0.0   0.0   0.0   0.0   0.0   0.0   0.0   0.0   0.0   0.0
   37  *   0.0   0.0   0.0   0.0   0.0   0.0   0.0   0.0   0.0   0.0   0.0   0.0   0.0   0.0   0.0   0.0   0.0   0.0   0.0   0.0
   38  *   0.0   0.0   0.0   0.0   0.0   0.0   0.0   0.0   0.0   0.0   0.0   0.0   0.0   0.0   0.0   0.0   0.0   0.0   0.0   0.0
   39  *   0.0   0.0   0.0   0.0   0.0   0.0   0.0   0.0   0.0   0.0   0.0   0.0   0.0   0.0   0.0   0.0   0.0   0.0   0.0   0.0
   40  *   0.0   0.0   0.0   0.0   0.0   0.0   0.0   0.0   0.0   0.0   0.0   0.0   0.0   0.0   0.0   0.0   0.0   0.0   0.0   0.0
   41  *   0.0   0.0   0.0   0.0   0.0   0.0   0.0   0.0   0.0   0.0   0.0   0.0   0.0   0.0   0.0   0.0   0.0   0.0   0.0   0.0
   42  *   0.0   0.0   0.0   0.0   0.0   0.0   0.0   0.0   0.0   0.0   0.0   0.0   0.0   0.0   0.0   0.0   0.0   0.0   0.0   0.0
   43  *   0.0   0.0   0.0   0.0   0.0   0.0   0.0   0.0   0.0   0.0   0.0   0.0   0.0   0.0   0.0   0.0   0.0   0.0   0.0   0.0
   44  *   0.0   0.0   0.0   0.0   0.0   0.0   0.0   0.0   0.0   0.0   0.0   0.0   0.0   0.0   0.0   0.0   0.0   0.0   0.0   0.0
   45  *   0.0   0.0   0.0   0.0   0.0   0.0   0.0   0.0   0.0   0.0   0.0   0.0   0.0   0.0   0.0   0.0   0.0   0.0   0.0   0.0
                                                                                                                          PAGE  9
   JOB: SR101L&27thAveTI (2040 Build)                        RUN: 2040 Build 27th Ave TI AM

       *    CO/LINK  (PPM)
       *    ANGLE (DEGREES)
       *  REC1  REC2  REC3  REC4  REC5  REC6  REC7  REC8  REC9  REC10 REC11 REC12 REC13 REC14 REC15 REC16 REC17 REC18 REC19 REC20
LINK # *  0  0     0     0     0     0     0     0     0     0     0     0     0     0     0     0     0     0     0     0
-------*-----------------------------------------------------------------------------------------------------------------------
   46  *   0.0   0.0   0.0   0.0   0.0   0.0   0.0   0.0   0.0   0.0   0.0   0.0   0.0   0.0   0.0   0.0   0.0   0.0   0.0   0.0
   47  *   0.0   0.0   0.0   0.0   0.0   0.0   0.0   0.0   0.0   0.0   0.0   0.0   0.0   0.0   0.0   0.0   0.0   0.0   0.0   0.0
   48  *   0.0   0.0   0.0   0.0   0.0   0.0   0.0   0.0   0.0   0.0   0.0   0.0   0.0   0.0   0.0   0.0   0.0   0.0   0.0   0.0
                                                                                                                          PAGE 10
   JOB: SR101L&27thAveTI (2040 Build)                        RUN: 2040 Build 27th Ave TI AM

   DATE :  8/27/21
   TIME : 10: 1:27


   RECEPTOR - LINK MATRIX FOR THE ANGLE PRODUCING
   THE MAXIMUM CONCENTRATION FOR EACH RECEPTOR

       *    CO/LINK  (PPM)
       *    ANGLE (DEGREES)
       *  REC21 REC22 REC23 REC24 REC25 REC26 REC27 REC28 REC29 REC30 REC31 REC32 REC33 REC34 REC35 REC36 REC37 REC38 REC39 REC40
LINK # *  0  0     0     0     0     0     0     0     0     0     0     0     0     100 0       0     0     0     0     0
-------*-----------------------------------------------------------------------------------------------------------------------
    1  *   0.0   0.0   0.0   0.0   0.0   0.0   0.0   0.0   0.0   0.0   0.0   0.0   0.0   0.0   0.0   0.0   0.0   0.0   0.0   0.0
    2  *   0.0   0.0   0.0   0.0   0.0   0.0   0.0   0.0   0.0   0.0   0.0   0.0   0.0   0.0   0.0   0.0   0.0   0.0   0.0   0.0
    3  *   0.0   0.0   0.0   0.0   0.0   0.0   0.0   0.0   0.0   0.0   0.0   0.0   0.0   0.0   0.0   0.0   0.0   0.0   0.0   0.0
    4  *   0.0   0.0   0.0   0.0   0.0   0.0   0.0   0.0   0.0   0.0   0.0   0.0   0.0   0.0   0.0   0.0   0.0   0.0   0.0   0.0
    5  *   0.0   0.0   0.0   0.0   0.0   0.0   0.0   0.0   0.0   0.0   0.0   0.0   0.0   0.0   0.0   0.0   0.0   0.0   0.0   0.0
```

6	*	0.0	0.0	0.0	0.0	0.0	0.0	0.0	0.0	0.0	0.0	0.0	0.0	0.0	0.0	0.0	0.0	0.0	0.0	0.0	0.0
7	*	0.0	0.0	0.0	0.0	0.0	0.0	0.0	0.0	0.0	0.0	0.0	0.0	0.0	0.0	0.0	0.0	0.0	0.0	0.0	0.0
8	*	0.0	0.0	0.0	0.0	0.0	0.0	0.0	0.0	0.0	0.0	0.0	0.0	0.0	0.0	0.0	0.0	0.0	0.0	0.0	0.0
9	*	0.0	0.0	0.0	0.0	0.0	0.0	0.0	0.0	0.0	0.0	0.0	0.0	0.0	0.0	0.0	0.0	0.0	0.0	0.0	0.0
10	*	0.0	0.0	0.0	0.0	0.0	0.0	0.0	0.0	0.0	0.0	0.0	0.0	0.0	0.0	0.0	0.0	0.0	0.0	0.0	0.0
11	*	0.0	0.0	0.0	0.0	0.0	0.0	0.0	0.0	0.0	0.0	0.0	0.0	0.0	0.0	0.0	0.0	0.0	0.0	0.0	0.0
12	*	0.0	0.0	0.0	0.0	0.0	0.0	0.0	0.0	0.0	0.0	0.0	0.0	0.0	0.0	0.0	0.0	0.0	0.0	0.0	0.0
13	*	0.0	0.0	0.0	0.0	0.0	0.0	0.0	0.0	0.0	0.0	0.0	0.0	0.0	0.0	0.0	0.0	0.0	0.0	0.0	0.0
14	*	0.0	0.0	0.0	0.0	0.0	0.0	0.0	0.0	0.0	0.0	0.0	0.0	0.0	0.0	0.0	0.0	0.0	0.0	0.0	0.0
15	*	0.0	0.0	0.0	0.0	0.0	0.0	0.0	0.0	0.0	0.0	0.0	0.0	0.0	0.0	0.0	0.0	0.0	0.0	0.0	0.0
16	*	0.0	0.0	0.0	0.0	0.0	0.0	0.0	0.0	0.0	0.0	0.0	0.0	0.0	0.1	0.0	0.0	0.0	0.0	0.0	0.0
17	*	0.0	0.0	0.0	0.0	0.0	0.0	0.0	0.0	0.0	0.0	0.0	0.0	0.0	0.0	0.0	0.0	0.0	0.0	0.0	0.0
18	*	0.0	0.0	0.0	0.0	0.0	0.0	0.0	0.0	0.0	0.0	0.0	0.0	0.0	0.0	0.0	0.0	0.0	0.0	0.0	0.0
19	*	0.0	0.0	0.0	0.0	0.0	0.0	0.0	0.0	0.0	0.0	0.0	0.0	0.0	0.0	0.0	0.0	0.0	0.0	0.0	0.0
20	*	0.0	0.0	0.0	0.0	0.0	0.0	0.0	0.0	0.0	0.0	0.0	0.0	0.0	0.0	0.0	0.0	0.0	0.0	0.0	0.0
21	*	0.0	0.0	0.0	0.0	0.0	0.0	0.0	0.0	0.0	0.0	0.0	0.0	0.0	0.0	0.0	0.0	0.0	0.0	0.0	0.0
22	*	0.0	0.0	0.0	0.0	0.0	0.0	0.0	0.0	0.0	0.0	0.0	0.0	0.0	0.0	0.0	0.0	0.0	0.0	0.0	0.0
23	*	0.0	0.0	0.0	0.0	0.0	0.0	0.0	0.0	0.0	0.0	0.0	0.0	0.0	0.0	0.0	0.0	0.0	0.0	0.0	0.0
24	*	0.0	0.0	0.0	0.0	0.0	0.0	0.0	0.0	0.0	0.0	0.0	0.0	0.0	0.0	0.0	0.0	0.0	0.0	0.0	0.0
25	*	0.0	0.0	0.0	0.0	0.0	0.0	0.0	0.0	0.0	0.0	0.0	0.0	0.0	0.0	0.0	0.0	0.0	0.0	0.0	0.0
26	*	0.0	0.0	0.0	0.0	0.0	0.0	0.0	0.0	0.0	0.0	0.0	0.0	0.0	0.0	0.0	0.0	0.0	0.0	0.0	0.0
27	*	0.0	0.0	0.0	0.0	0.0	0.0	0.0	0.0	0.0	0.0	0.0	0.0	0.0	0.0	0.0	0.0	0.0	0.0	0.0	0.0
28	*	0.0	0.0	0.0	0.0	0.0	0.0	0.0	0.0	0.0	0.0	0.0	0.0	0.0	0.0	0.0	0.0	0.0	0.0	0.0	0.0
29	*	0.0	0.0	0.0	0.0	0.0	0.0	0.0	0.0	0.0	0.0	0.0	0.0	0.0	0.0	0.0	0.0	0.0	0.0	0.0	0.0
30	*	0.0	0.0	0.0	0.0	0.0	0.0	0.0	0.0	0.0	0.0	0.0	0.0	0.0	0.0	0.0	0.0	0.0	0.0	0.0	0.0
31	*	0.0	0.0	0.0	0.0	0.0	0.0	0.0	0.0	0.0	0.0	0.0	0.0	0.0	0.0	0.0	0.0	0.0	0.0	0.0	0.0
32	*	0.0	0.0	0.0	0.0	0.0	0.0	0.0	0.0	0.0	0.0	0.0	0.0	0.0	0.0	0.0	0.0	0.0	0.0	0.0	0.0
33	*	0.0	0.0	0.0	0.0	0.0	0.0	0.0	0.0	0.0	0.0	0.0	0.0	0.0	0.0	0.0	0.0	0.0	0.0	0.0	0.0
34	*	0.0	0.0	0.0	0.0	0.0	0.0	0.0	0.0	0.0	0.0	0.0	0.0	0.0	0.0	0.0	0.0	0.0	0.0	0.0	0.0
35	*	0.0	0.0	0.0	0.0	0.0	0.0	0.0	0.0	0.0	0.0	0.0	0.0	0.0	0.0	0.0	0.0	0.0	0.0	0.0	0.0
36	*	0.0	0.0	0.0	0.0	0.0	0.0	0.0	0.0	0.0	0.0	0.0	0.0	0.0	0.0	0.0	0.0	0.0	0.0	0.0	0.0
37	*	0.0	0.0	0.0	0.0	0.0	0.0	0.0	0.0	0.0	0.0	0.0	0.0	0.0	0.0	0.0	0.0	0.0	0.0	0.0	0.0
38	*	0.0	0.0	0.0	0.0	0.0	0.0	0.0	0.0	0.0	0.0	0.0	0.0	0.0	0.0	0.0	0.0	0.0	0.0	0.0	0.0
39	*	0.0	0.0	0.0	0.0	0.0	0.0	0.0	0.0	0.0	0.0	0.0	0.0	0.0	0.0	0.0	0.0	0.0	0.0	0.0	0.0
40	*	0.0	0.0	0.0	0.0	0.0	0.0	0.0	0.0	0.0	0.0	0.0	0.0	0.0	0.0	0.0	0.0	0.0	0.0	0.0	0.0
41	*	0.0	0.0	0.0	0.0	0.0	0.0	0.0	0.0	0.0	0.0	0.0	0.0	0.0	0.0	0.0	0.0	0.0	0.0	0.0	0.0
42	*	0.0	0.0	0.0	0.0	0.0	0.0	0.0	0.0	0.0	0.0	0.0	0.0	0.0	0.0	0.0	0.0	0.0	0.0	0.0	0.0
43	*	0.0	0.0	0.0	0.0	0.0	0.0	0.0	0.0	0.0	0.0	0.0	0.0	0.0	0.0	0.0	0.0	0.0	0.0	0.0	0.0
44	*	0.0	0.0	0.0	0.0	0.0	0.0	0.0	0.0	0.0	0.0	0.0	0.0	0.0	0.0	0.0	0.0	0.0	0.0	0.0	0.0
45	*	0.0	0.0	0.0	0.0	0.0	0.0	0.0	0.0	0.0	0.0	0.0	0.0	0.0	0.0	0.0	0.0	0.0	0.0	0.0	0.0

PAGE 11

JOB: SR101L&27thAveTI (2040 Build) RUN: 2040 Build 27th Ave TI AM

```
     *    CO/LINK  (PPM)
     *    ANGLE (DEGREES)
     *  REC21 REC22 REC23 REC24 REC25 REC26 REC27 REC28 REC29 REC30 REC31 REC32 REC33 REC34 REC35 REC36 REC37 REC38 REC39 REC40
LINK # *  0  0     0     0     0     0     0     0     0     0     0     0     0     100 0       0     0     0     0     0
```

```
-------*-------------------------------------------------------------------------------------------------------------------------------
   46  *   0.0   0.0   0.0   0.0   0.0   0.0   0.0   0.0   0.0   0.0   0.0   0.0   0.0   0.0   0.0   0.0   0.0   0.0   0.0   0.0
   47  *   0.0   0.0   0.0   0.0   0.0   0.0   0.0   0.0   0.0   0.0   0.0   0.0   0.0   0.0   0.0   0.0   0.0   0.0   0.0   0.0
   48  *   0.0   0.0   0.0   0.0   0.0   0.0   0.0   0.0   0.0   0.0   0.0   0.0   0.0   0.0   0.0   0.0   0.0   0.0   0.0   0.0
                                                                                                                          PAGE 12
   JOB: SR101L&27thAveTI (2040 Build)                       RUN: 2040 Build 27th Ave TI AM

   DATE :  8/27/21
   TIME : 10: 1:27


   RECEPTOR - LINK MATRIX FOR THE ANGLE PRODUCING
   THE MAXIMUM CONCENTRATION FOR EACH RECEPTOR

       *    CO/LINK  (PPM)
       *    ANGLE (DEGREES)
       *  REC41
LINK # *     0
-------*------
    1  *   0.0
    2  *   0.0
    3  *   0.0
    4  *   0.0
    5  *   0.0
    6  *   0.0
    7  *   0.0
    8  *   0.0
    9  *   0.0
   10  *   0.0
   11  *   0.0
   12  *   0.0
   13  *   0.0
   14  *   0.0
   15  *   0.0
   16  *   0.0
   17  *   0.0
   18  *   0.0
   19  *   0.0
   20  *   0.0
   21  *   0.0
   22  *   0.0
   23  *   0.0
   24  *   0.0
   25  *   0.0
   26  *   0.0
   27  *   0.0
   28  *   0.0
```

```
   29  *   0.0
   30  *   0.0
   31  *   0.0
   32  *   0.0
   33  *   0.0
   34  *   0.0
   35  *   0.0
   36  *   0.0
   37  *   0.0
   38  *   0.0
   39  *   0.0
   40  *   0.0
   41  *   0.0
   42  *   0.0
   43  *   0.0
   44  *   0.0
   45  *   0.0
                                                                                                PAGE 13
   JOB: SR101L&27thAveTI (2040 Build)                        RUN: 2040 Build 27th Ave TI AM

       *    CO/LINK  (PPM)
       *    ANGLE (DEGREES)
       *  REC41
LINK # *     0
-------*------
   46  *   0.0
   47  *   0.0
   48  *   0.0
```

CAL3QHC: LINE SOURCE DISPERSION MODEL - VERSION 2.0 Dated 95221 PAGE 1

JOB: SR101L&27thAveTI (2040 Build) RUN: 2040 Build 27th Ave TI AM

DATE : 8/27/21
TIME : 10: 1:34

The MODE flag has been set to C for calculating CO averages.

SITE & METEOROLOGICAL VARIABLES

VS = 0.0 CM/S VD = 0.0 CM/S Z0 = 108. CM
U = 1.0 M/S CLAS = 4 (D) ATIM = 60. MINUTES MIXH = 1000. M AMB = 0.0 PPM

LINK VARIABLES

	LINK DESCRIPTION	LINK COORDINATES (FT) X1	Y1	X2	Y2	LENGTH (FT)	BRG (DEG)	TYPE	VPH	EF (G/MI)	H (FT)	W (FT)	V/C	QUEUE (VEH)
1.	1_SR101_EB_ML_S1	637440.3	971029.7	638442.6	971027.9	1002.	90.	DP	5305.	0.3	-10.0	80.0		
2.	2_SR101_EB_ML_S2	638442.6	971027.9	630131.2	971022.2	8311.	270.	DP	5305.	0.5	-20.0	80.0		
3.	3_SR101_WB_ML_S1	638443.7	971098.7	637440.1	971099.6	1004.	270.	DP	3860.	1.3	-10.0	80.0		
4.	4_SR101_WB_ML_S2	640134.8	971092.9	638443.7	971098.7	1691.	270.	DP	3860.	0.7	-20.0	80.0		
5.	5_EB_frontage_road_S	637423.5	970820.2	638660.7	970758.0	1239.	93.	AG	437.	0.8	0.0	44.0		
6.	6_EB_27th_Ave_offram	637443.3	970904.3	638661.0	970779.7	1224.	96.	AG	983.	0.6	0.0	32.0		
7.	7_EB_frontage_road_S	638660.8	970769.4	639067.9	970743.6	408.	94.	AG	1420.	0.6	0.0	68.0		
8.	8_EB_27th_Ave_offram	638978.2	970722.1	639034.0	970679.3	70.	127.	AG	454.	0.6	0.0	32.0		
9.	9_Ramp_ES/EN	637442.2	970938.9	638795.2	970904.7	1353.	91.	FL	3019.	0.7	10.0	44.0		
10.	10_Ramp_ES_S1	638794.7	970892.5	639304.3	970832.8	513.	97.	BR	1287.	1.5	20.0	44.0		
11.	11_Ramp_ES_S2	639304.3	970832.8	639705.4	970619.2	454.	118.	BR	1287.	0.8	30.0	44.0		
12.	12_Ramp_ES_S3	639705.4	970619.2	639935.2	970203.8	475.	151.	BR	1287.	0.8	25.0	44.0		
13.	13_Ramp_EN_S1	638794.9	970913.6	639565.3	970896.3	771.	91.	BR	1733.	0.9	30.0	32.0		
14.	14_Ramp_EN_S2	639565.3	970896.3	639947.8	970953.8	387.	81.	BR	1733.	0.9	30.0	32.0		
15.	15_27th_Ave_NB_onram	639119.2	970672.2	639178.9	970724.4	79.	49.	AG	365.	0.6	0.0	32.0		
16.	16_EB_frontage_road_	639066.2	970741.8	639597.9	970713.2	532.	93.	AG	1927.	0.6	0.0	56.0		
17.	17_EB_frontage_road_	639597.9	970713.2	640023.7	970750.5	427.	85.	AG	1927.	0.6	0.0	56.0		
18.	18_Ramp_NW_S1	640060.3	971234.1	639717.6	971359.4	365.	290.	BR	645.	0.8	25.0	44.0		
19.	19_Ramp_NW_S2	639717.6	971359.4	639320.2	971327.1	399.	265.	BR	645.	0.5	20.0	44.0		
20.	20_Ramp_NW_S3	639320.2	971327.1	638730.5	971227.6	598.	260.	BR	645.	0.2	20.0	44.0		
21.	21a_Ramp_NW_S4	638729.0	971234.7	638226.7	971189.5	504.	265.	FL	2042.	0.4	10.0	44.0		
22.	21b_Ramp_NW_S4	638226.7	971189.5	637444.4	971170.5	783.	269.	FL	2042.	0.4	10.0	44.0		
23.	22_Ramp_SW_S1	640052.4	971989.1	639817.5	971588.5	464.	210.	BR	1398.	0.4	20.0	32.0		
24.	23_Ramp_SW_S2	639817.5	971588.5	639311.0	971361.4	555.	246.	BR	1398.	0.4	20.0	32.0		
25.	24_Ramp_SW_S3	639311.0	971361.4	638726.1	971248.9	596.	259.	BR	1398.	0.3	20.0	32.0		
26.	25_WB_frontage_road_	640020.0	971464.2	639549.7	971458.1	470.	269.	AG	1196.	0.6	0.0	56.0		
27.	26_WB_frontage_road_	639549.7	971458.1	639075.2	971414.9	476.	265.	AG	1196.	0.6	0.0	56.0		
28.	27_WB_27th_Ave_FR_RT	639198.7	971444.5	639122.4	971513.6	103.	312.	AG	414.	0.6	0.0	32.0		

```
29. 28_WB_27th_Ave_onram* 639025.6  971471.1  638976.4  971416.7 *      73.   222. AG    110.   0.6   0.0 32.0
30. 29_WB_frontage_road_* 639073.9  971414.9  638583.8  971359.1 *     493.   264. AG   1106.   0.6   0.0 56.0
31. 30_WB_frontage_road_* 638581.7  971370.2  637449.5  971281.4 *    1136.   266. AG    533.   0.9   0.0 44.0
32. 31_WB_27th_Ave_onram* 638586.6  971344.8  637443.3  971193.3 *    1153.   262. AG    502.   0.6   0.0 44.0
33. 32_SB 27th Ave S1   * 639026.8  972069.6  639046.2  971428.2 *     642.   178. AG    957.   0.6   0.0 68.0
34. 33_SB 27th Ave S2   * 639046.2  971428.2  639044.2  970722.6 *     706.   180. BR   1171.   0.7   0.0 56.0
35. 34_SB 27th Ave S3   * 639044.2  970722.6  639040.4  970160.7 *     562.   180. AG    999.   0.6   0.0 56.0
36. 35_SB 27th_Ave_LT_to* 639064.7  970792.0  639145.3  970726.3 *     104.   129. AG    626.   0.6   0.0 32.0
37. 36_NB_27th_Ave_S1   * 639098.4  970162.8  639092.7  970721.9 *     559.   359. AG    862.   0.6   0.0 68.0
38. 37_NB_27th_Ave_S2   * 639092.7  970721.9  639099.2  971427.4 *     706.     1. BR    665.   0.6   0.0 56.0
39. 38_NB_27th_Ave_S3   * 639099.2  971427.4  639099.9  972066.7 *     639.     0. AG    542.   0.6   0.0 44.0
40. 39_NB_27th_Ave_LT_to* 639077.0  971356.5  638998.9  971418.2 *     100.   308. AG    538.   0.6   0.0 32.0
41. 40_SB_27th_Ave_Queue* 639043.8  971467.7  639041.2  972114.2 *     647.   360. AG      8. 100.0   0.0 48.0 1.24  32.8
42. 41T_SB_27th_Ave_Brid* 639054.2  970792.8  639053.8  970858.6 *      66.   360. BR      2. 100.0   0.0 24.0 0.27   3.3
43. 41L_SB_27th_Ave_Brid* 639067.1  970792.8  639062.4  971448.7 *     656.   360. BR      1. 100.0   0.0 12.0 1.06  33.3
44. 42_EB_27th_Ave_offra* 639008.4  970736.9  638855.9  970751.2 *     153.   275. AG      6. 100.0   0.0 48.0 0.70   7.8
                                                                                                          PAGE  2
JOB: SR101L&27thAveTI (2040 Build)                        RUN: 2040 Build 27th Ave TI AM

DATE :  8/27/21
TIME : 10: 1:34

 LINK VARIABLES
 --------------
   LINK DESCRIPTION     *         LINK COORDINATES (FT)          *    LENGTH  BRG TYPE   VPH    EF      H   W    V/C QUEUE
                        *   X1        Y1        X2        Y2     *     (FT)  (DEG)            (G/MI)  (FT) (FT)       (VEH)
------------------------*----------------------------------------*-------------------------------------------------------
45. 43_NB_27th_Ave_Queue* 639100.3  970668.7  639100.0  970541.9 *     127.   180. AG      8. 100.0   0.0 48.0 0.89   6.4
46. 44T_NB_27th_Ave_Brid* 639099.4  971357.1  639099.4  971341.8 *      15.   180. BR      2. 100.0   0.0 24.0 0.07   0.8
47. 44L_NB_27th_Ave_Brid* 639079.3  971357.1  639080.5  971169.2 *     188.   180. BR      1. 100.0   0.0 12.0 0.81   9.5
48. 45_WB_27th_Ave_FR_Qu* 639130.7  971417.8  639236.8  971428.2 *     107.    84. AG      4. 100.0   0.0 36.0 0.50   5.4
                                                                                                          PAGE  3
JOB: SR101L&27thAveTI (2040 Build)                        RUN: 2040 Build 27th Ave TI AM

DATE :  8/27/21
TIME : 10: 1:34

 ADDITIONAL QUEUE LINK PARAMETERS
 --------------------------------
   LINK DESCRIPTION     *    CYCLE    RED     CLEARANCE  APPROACH  SATURATION   IDLE   SIGNAL   ARRIVAL
                        *    LENGTH   TIME    LOST TIME    VOL     FLOW RATE   EM FAC   TYPE     RATE
                        *     (SEC)   (SEC)    (SEC)      (VPH)      (VPH)    (gm/hr)
------------------------*-------------------------------- --------- -------------------- ----------------
41. 40_SB_27th_Ave_Queue*     113       93       5.0       957       1670       0.92      2        3
42. 41T_SB_27th_Ave_Brid*     117       44       5.0       546       1780       0.92      2        3
43. 41L_SB_27th_Ave_Brid*     117       71       5.0       626       1781       0.92      2        3
44. 42_EB_27th_Ave_offra*     117       72       5.0      1558       1720       0.92      2        3
```

```
 45. 43_NB_27th_Ave_Queue*     117       93       5.0       862       1670       0.92      2         3
 46. 44T_NB_27th_Ave_Brid*     113       44       5.0       128       1780       0.92      2         3
 47. 44L_NB_27th_Ave_Brid*     113       64       5.0       537       1781       0.92      2         3
 48. 45_WB_27th_Ave_FR_Qu*     113       67       5.0       873       1699       0.92      2         3

  RECEPTOR LOCATIONS
  ------------------
                          *           COORDINATES (FT)          *
    RECEPTOR              *      X          Y          Z        *
--------------------------*-------------------------------------*
 1. R42                   *    638996.8   970188.8        5.9   *
 2. R43                   *    638998.1   970270.8        5.9   *
 3. R44                   *    638999.3   970352.8        5.9   *
 4. R45                   *    639000.6   970434.7        5.9   *
 5. R46                   *    639001.9   970516.7        5.9   *
 6. R47                   *    639003.1   970598.7        5.9   *
 7. R48                   *    639004.5   970683.7        5.9   *
 8. R49                   *    639012.5   970776.6        5.9   *
 9. R50                   *    638922.6   970685.9        5.9   *
10. R51                   *    638847.3   970690.3        5.9   *
11. R52                   *    638765.4   970694.9        5.9   *
12. R53                   *    638683.6   970699.7        5.9   *
13. R54                   *    638601.7   970704.5        5.9   *
14. R55                   *    638519.9   970709.2        5.9   *
15. R56                   *    638438.0   970713.9        5.9   *
16. R57                   *    638356.2   970718.6        5.9   *
17. R58                   *    638274.3   970723.3        5.9   *
18. R59                   *    638192.4   970728.0        5.9   *
19. R60                   *    638110.5   970732.9        5.9   *
20. R61                   *    638028.7   970737.5        5.9   *
21. R62                   *    637946.8   970742.3        5.9   *
22. R63                   *    637864.9   970747.0        5.9   *
23. R64                   *    637783.1   970751.7        5.9   *
24. R65                   *    637701.2   970756.4        5.9   *
25. R66                   *    639008.5   972029.6        5.9   *
26. R67                   *    639007.2   971947.7        5.9   *
27. R68                   *    639006.0   971865.7        5.9   *
28. R69                   *    639004.7   971783.7        5.9   *
29. R70                   *    639004.9   971701.7        5.9   *
30. R71                   *    639007.8   971619.7        5.9   *
31. R72                   *    639008.0   971537.7        5.9   *
32. R73                   *    639004.6   971455.8        5.9   *
33. R74                   *    639014.0   971380.7        5.9   *
34. R75                   *    638926.4   971530.3        5.9   *
35. R76                   *    638844.6   971522.9        5.9   *
36. R77                   *    638763.0   971515.4        5.9   *
37. R78                   *    638681.3   971508.1        5.9   *
```

JOB: SR101L&27thAveTI (2040 Build) RUN: 2040 Build 27th Ave TI AM

DATE : 8/27/21
TIME : 10: 1:34

RECEPTOR LOCATIONS

RECEPTOR	COORDINATES (FT) X	Y	Z
38. R79	638599.7	971500.7	5.9
39. R80	638518.0	971493.2	5.9
40. R81	638436.3	971485.8	5.9
41. R82	638354.6	971478.4	5.9
42. R83	638273.0	971471.0	5.9
43. R84	638191.3	971463.6	5.9
44. R85	638109.6	971456.2	5.9
45. R86	638028.0	971448.7	5.9
46. R87	637946.3	971441.2	5.9
47. R88	637864.7	971433.8	5.9
48. R89	637783.0	971426.5	5.9
49. R90	637701.3	971419.0	5.9

JOB: SR101L&27thAveTI (2040 Build) RUN: 2040 Build 27th Ave TI AM

MODEL RESULTS

REMARKS : In search of the angle corresponding to the maximum concentration, only the first angle, of the angles with same maximum concentrations, is indicated as maximum.

WIND ANGLE RANGE: 0.-360.

WIND ANGLE (DEGR)	CONCENTRATION (PPM) REC1	REC2	REC3	REC4	REC5	REC6	REC7	REC8	REC9	REC10	REC11	REC12	REC13	REC14	REC15	REC16	REC17	REC18	REC19	REC20
0.	0.0	0.0	0.0	0.0	0.0	0.0	0.0	0.0	0.0	0.0	0.0	0.0	0.0	0.0	0.0	0.0	0.0	0.0	0.0	0.0
10.	0.0	0.0	0.0	0.0	0.0	0.0	0.0	0.0	0.0	0.0	0.0	0.0	0.0	0.0	0.0	0.0	0.0	0.0	0.0	0.0
20.	0.0	0.0	0.0	0.0	0.0	0.0	0.0	0.0	0.0	0.0	0.0	0.0	0.0	0.0	0.0	0.0	0.0	0.0	0.0	0.0
30.	0.0	0.0	0.0	0.0	0.0	0.0	0.0	0.0	0.0	0.0	0.0	0.0	0.0	0.0	0.0	0.0	0.0	0.0	0.0	0.0
40.	0.0	0.0	0.0	0.0	0.0	0.0	0.0	0.0	0.0	0.0	0.0	0.0	0.0	0.0	0.0	0.0	0.0	0.0	0.0	0.0
50.	0.0	0.0	0.0	0.0	0.0	0.0	0.0	0.0	0.0	0.0	0.0	0.0	0.0	0.0	0.0	0.0	0.0	0.0	0.0	0.0

60.	*	0.0	0.0	0.0	0.0	0.0	0.0	0.0	0.0	0.0	0.0	0.0	0.0	0.0	0.0	0.0	0.0	0.0	0.0	0.0	0.0
70.	*	0.0	0.0	0.0	0.0	0.0	0.0	0.0	0.0	0.0	0.0	0.0	0.0	0.0	0.0	0.0	0.0	0.0	0.0	0.0	0.0
80.	*	0.0	0.0	0.0	0.0	0.0	0.0	0.0	0.0	0.0	0.0	0.0	0.0	0.0	0.0	0.0	0.0	0.0	0.0	0.0	0.0
90.	*	0.0	0.0	0.0	0.0	0.0	0.0	0.0	0.0	0.0	0.0	0.0	0.0	0.0	0.0	0.0	0.0	0.0	0.0	0.0	0.0
100.	*	0.0	0.0	0.0	0.0	0.0	0.0	0.0	0.0	0.0	0.0	0.0	0.0	0.0	0.0	0.0	0.0	0.0	0.0	0.0	0.0
110.	*	0.0	0.0	0.0	0.0	0.0	0.0	0.0	0.0	0.0	0.0	0.0	0.0	0.0	0.0	0.0	0.0	0.0	0.0	0.0	0.0
120.	*	0.0	0.0	0.0	0.0	0.0	0.0	0.0	0.0	0.0	0.0	0.0	0.0	0.0	0.0	0.0	0.0	0.0	0.0	0.0	0.0
130.	*	0.0	0.0	0.0	0.0	0.0	0.0	0.0	0.0	0.0	0.0	0.0	0.0	0.0	0.0	0.0	0.0	0.0	0.0	0.0	0.0
140.	*	0.0	0.0	0.0	0.0	0.0	0.0	0.0	0.0	0.0	0.0	0.0	0.0	0.0	0.0	0.0	0.0	0.0	0.0	0.0	0.0
150.	*	0.0	0.0	0.0	0.0	0.0	0.0	0.0	0.0	0.0	0.0	0.0	0.0	0.0	0.0	0.0	0.0	0.0	0.0	0.0	0.0
160.	*	0.0	0.0	0.0	0.0	0.0	0.0	0.0	0.0	0.0	0.0	0.0	0.0	0.0	0.0	0.0	0.0	0.0	0.0	0.0	0.0
170.	*	0.0	0.0	0.0	0.0	0.0	0.0	0.0	0.0	0.0	0.0	0.0	0.0	0.0	0.0	0.0	0.0	0.0	0.0	0.0	0.0
180.	*	0.0	0.0	0.0	0.0	0.0	0.0	0.0	0.0	0.0	0.0	0.0	0.0	0.0	0.0	0.0	0.0	0.0	0.0	0.0	0.0
190.	*	0.0	0.0	0.0	0.0	0.0	0.0	0.0	0.0	0.0	0.0	0.0	0.0	0.0	0.0	0.0	0.0	0.0	0.0	0.0	0.0
200.	*	0.0	0.0	0.0	0.0	0.0	0.0	0.0	0.0	0.0	0.0	0.0	0.0	0.0	0.0	0.0	0.0	0.0	0.0	0.0	0.0
210.	*	0.0	0.0	0.0	0.0	0.0	0.0	0.0	0.0	0.0	0.0	0.0	0.0	0.0	0.0	0.0	0.0	0.0	0.0	0.0	0.0
220.	*	0.0	0.0	0.0	0.0	0.0	0.0	0.0	0.0	0.0	0.0	0.0	0.0	0.0	0.0	0.0	0.0	0.0	0.0	0.0	0.0
230.	*	0.0	0.0	0.0	0.0	0.0	0.0	0.0	0.0	0.0	0.0	0.0	0.0	0.0	0.0	0.0	0.0	0.0	0.0	0.0	0.0
240.	*	0.0	0.0	0.0	0.0	0.0	0.0	0.0	0.0	0.0	0.0	0.0	0.0	0.0	0.0	0.0	0.0	0.0	0.0	0.0	0.0
250.	*	0.0	0.0	0.0	0.0	0.0	0.0	0.0	0.0	0.0	0.0	0.0	0.0	0.0	0.0	0.0	0.0	0.0	0.0	0.0	0.0
260.	*	0.0	0.0	0.0	0.0	0.0	0.0	0.0	0.0	0.0	0.0	0.0	0.0	0.0	0.0	0.0	0.0	0.0	0.0	0.0	0.0
270.	*	0.0	0.0	0.0	0.0	0.0	0.0	0.0	0.0	0.0	0.0	0.0	0.0	0.0	0.0	0.0	0.0	0.0	0.0	0.0	0.0
280.	*	0.0	0.0	0.0	0.0	0.0	0.0	0.0	0.0	0.0	0.0	0.0	0.0	0.0	0.0	0.0	0.0	0.0	0.0	0.0	0.0
290.	*	0.0	0.0	0.0	0.0	0.0	0.0	0.0	0.0	0.0	0.0	0.0	0.0	0.0	0.0	0.0	0.0	0.0	0.0	0.0	0.0
300.	*	0.0	0.0	0.0	0.0	0.0	0.0	0.0	0.0	0.0	0.0	0.0	0.0	0.0	0.0	0.0	0.0	0.0	0.0	0.0	0.0
310.	*	0.0	0.0	0.0	0.0	0.0	0.0	0.0	0.0	0.0	0.0	0.0	0.0	0.0	0.0	0.0	0.0	0.0	0.0	0.0	0.0
320.	*	0.0	0.0	0.0	0.0	0.0	0.0	0.0	0.0	0.0	0.0	0.0	0.0	0.0	0.0	0.0	0.0	0.0	0.0	0.0	0.0
330.	*	0.0	0.0	0.0	0.0	0.0	0.0	0.0	0.0	0.0	0.0	0.0	0.0	0.0	0.0	0.0	0.0	0.0	0.0	0.0	0.0
340.	*	0.0	0.0	0.0	0.0	0.0	0.0	0.0	0.0	0.0	0.0	0.0	0.0	0.0	0.0	0.0	0.0	0.0	0.0	0.0	0.0
350.	*	0.0	0.0	0.0	0.0	0.0	0.0	0.0	0.0	0.0	0.0	0.0	0.0	0.0	0.0	0.0	0.0	0.0	0.0	0.0	0.0
360.	*	0.0	0.0	0.0	0.0	0.0	0.0	0.0	0.0	0.0	0.0	0.0	0.0	0.0	0.0	0.0	0.0	0.0	0.0	0.0	0.0
MAX	*	0.0	0.0	0.0	0.0	0.0	0.0	0.0	0.0	0.0	0.0	0.0	0.0	0.0	0.0	0.0	0.0	0.0	0.0	0.0	0.0
DEGR.	*	0	0	0	0	0	0	0	0	0	0	0	0	0	0	0	0	0	0	0	0

JOB: SR101L&27thAveTI (2040 Build) RUN: 2040 Build 27th Ave TI AM

MODEL RESULTS

REMARKS : In search of the angle corresponding to the maximum concentration, only the first angle, of the angles with same maximum concentrations, is indicated as maximum.

WIND ANGLE RANGE: 0.-360.

WIND ANGLE (DEGR)	* CONCENTRATION (PPM) REC21	REC22	REC23	REC24	REC25	REC26	REC27	REC28	REC29	REC30	REC31	REC32	REC33	REC34	REC35	REC36	REC37	REC38	REC39	REC40
0.	0.0	0.0	0.0	0.0	0.0	0.0	0.0	0.0	0.0	0.0	0.0	0.0	0.0	0.0	0.0	0.0	0.0	0.0	0.0	0.0
10.	0.0	0.0	0.0	0.0	0.0	0.0	0.0	0.0	0.0	0.0	0.0	0.0	0.0	0.0	0.0	0.0	0.0	0.0	0.0	0.0
20.	0.0	0.0	0.0	0.0	0.0	0.0	0.0	0.0	0.0	0.0	0.0	0.0	0.0	0.0	0.0	0.0	0.0	0.0	0.0	0.0
30.	0.0	0.0	0.0	0.0	0.0	0.0	0.0	0.0	0.0	0.0	0.0	0.0	0.0	0.0	0.0	0.0	0.0	0.0	0.0	0.0
40.	0.0	0.0	0.0	0.0	0.0	0.0	0.0	0.0	0.0	0.0	0.0	0.0	0.0	0.0	0.0	0.0	0.0	0.0	0.0	0.0
50.	0.0	0.0	0.0	0.0	0.0	0.0	0.0	0.0	0.0	0.0	0.0	0.0	0.0	0.0	0.0	0.0	0.0	0.0	0.0	0.0
60.	0.0	0.0	0.0	0.0	0.0	0.0	0.0	0.0	0.0	0.0	0.0	0.0	0.0	0.0	0.0	0.0	0.0	0.0	0.0	0.0
70.	0.0	0.0	0.0	0.0	0.0	0.0	0.0	0.0	0.0	0.0	0.0	0.0	0.0	0.0	0.0	0.0	0.0	0.0	0.0	0.0
80.	0.0	0.0	0.0	0.0	0.0	0.0	0.0	0.0	0.0	0.0	0.0	0.0	0.0	0.0	0.0	0.0	0.0	0.0	0.0	0.0
90.	0.0	0.0	0.0	0.0	0.0	0.0	0.0	0.0	0.0	0.0	0.0	0.0	0.0	0.0	0.0	0.0	0.0	0.0	0.0	0.0
100.	0.0	0.0	0.0	0.0	0.0	0.0	0.0	0.0	0.0	0.0	0.0	0.0	0.0	0.0	0.0	0.0	0.0	0.0	0.0	0.0
110.	0.0	0.0	0.0	0.0	0.0	0.0	0.0	0.0	0.0	0.0	0.0	0.0	0.0	0.0	0.0	0.0	0.0	0.0	0.0	0.0
120.	0.0	0.0	0.0	0.0	0.0	0.0	0.0	0.0	0.0	0.0	0.0	0.0	0.0	0.0	0.0	0.0	0.0	0.0	0.0	0.0
130.	0.0	0.0	0.0	0.0	0.0	0.0	0.0	0.0	0.0	0.0	0.0	0.0	0.0	0.0	0.0	0.0	0.0	0.0	0.0	0.0
140.	0.0	0.0	0.0	0.0	0.0	0.0	0.0	0.0	0.0	0.0	0.0	0.0	0.0	0.0	0.0	0.0	0.0	0.0	0.0	0.0
150.	0.0	0.0	0.0	0.0	0.0	0.0	0.0	0.0	0.0	0.0	0.0	0.0	0.0	0.0	0.0	0.0	0.0	0.0	0.0	0.0
160.	0.0	0.0	0.0	0.0	0.0	0.0	0.0	0.0	0.0	0.0	0.0	0.0	0.0	0.0	0.0	0.0	0.0	0.0	0.0	0.0
170.	0.0	0.0	0.0	0.0	0.0	0.0	0.0	0.0	0.0	0.0	0.0	0.0	0.0	0.0	0.0	0.0	0.0	0.0	0.0	0.0
180.	0.0	0.0	0.0	0.0	0.0	0.0	0.0	0.0	0.0	0.0	0.0	0.0	0.0	0.0	0.0	0.0	0.0	0.0	0.0	0.0
190.	0.0	0.0	0.0	0.0	0.0	0.0	0.0	0.0	0.0	0.0	0.0	0.0	0.0	0.0	0.0	0.0	0.0	0.0	0.0	0.0
200.	0.0	0.0	0.0	0.0	0.0	0.0	0.0	0.0	0.0	0.0	0.0	0.0	0.0	0.0	0.0	0.0	0.0	0.0	0.0	0.0
210.	0.0	0.0	0.0	0.0	0.0	0.0	0.0	0.0	0.0	0.0	0.0	0.0	0.0	0.0	0.0	0.0	0.0	0.0	0.0	0.0
220.	0.0	0.0	0.0	0.0	0.0	0.0	0.0	0.0	0.0	0.0	0.0	0.0	0.0	0.0	0.0	0.0	0.0	0.0	0.0	0.0
230.	0.0	0.0	0.0	0.0	0.0	0.0	0.0	0.0	0.0	0.0	0.0	0.0	0.0	0.0	0.0	0.0	0.0	0.0	0.0	0.0
240.	0.0	0.0	0.0	0.0	0.0	0.0	0.0	0.0	0.0	0.0	0.0	0.0	0.0	0.0	0.0	0.0	0.0	0.0	0.0	0.0
250.	0.0	0.0	0.0	0.0	0.0	0.0	0.0	0.0	0.0	0.0	0.0	0.0	0.0	0.0	0.0	0.0	0.0	0.0	0.0	0.0
260.	0.0	0.0	0.0	0.0	0.0	0.0	0.0	0.0	0.0	0.0	0.0	0.0	0.0	0.0	0.0	0.0	0.0	0.0	0.0	0.0
270.	0.0	0.0	0.0	0.0	0.0	0.0	0.0	0.0	0.0	0.0	0.0	0.0	0.0	0.0	0.0	0.0	0.0	0.0	0.0	0.0
280.	0.0	0.0	0.0	0.0	0.0	0.0	0.0	0.0	0.0	0.0	0.0	0.0	0.0	0.0	0.0	0.0	0.0	0.0	0.0	0.0
290.	0.0	0.0	0.0	0.0	0.0	0.0	0.0	0.0	0.0	0.0	0.0	0.0	0.0	0.0	0.0	0.0	0.0	0.0	0.0	0.0
300.	0.0	0.0	0.0	0.0	0.0	0.0	0.0	0.0	0.0	0.0	0.0	0.0	0.0	0.0	0.0	0.0	0.0	0.0	0.0	0.0
310.	0.0	0.0	0.0	0.0	0.0	0.0	0.0	0.0	0.0	0.0	0.0	0.0	0.0	0.0	0.0	0.0	0.0	0.0	0.0	0.0
320.	0.0	0.0	0.0	0.0	0.0	0.0	0.0	0.0	0.0	0.0	0.0	0.0	0.0	0.0	0.0	0.0	0.0	0.0	0.0	0.0
330.	0.0	0.0	0.0	0.0	0.0	0.0	0.0	0.0	0.0	0.0	0.0	0.0	0.0	0.0	0.0	0.0	0.0	0.0	0.0	0.0
340.	0.0	0.0	0.0	0.0	0.0	0.0	0.0	0.0	0.0	0.0	0.0	0.0	0.0	0.0	0.0	0.0	0.0	0.0	0.0	0.0
350.	0.0	0.0	0.0	0.0	0.0	0.0	0.0	0.0	0.0	0.0	0.0	0.0	0.0	0.0	0.0	0.0	0.0	0.0	0.0	0.0
360.	0.0	0.0	0.0	0.0	0.0	0.0	0.0	0.0	0.0	0.0	0.0	0.0	0.0	0.0	0.0	0.0	0.0	0.0	0.0	0.0
MAX	0.0	0.0	0.0	0.0	0.0	0.0	0.0	0.0	0.0	0.0	0.0	0.0	0.0	0.0	0.0	0.0	0.0	0.0	0.0	0.0
DEGR.	0	0	0	0	0	0	0	0	0	0	0	0	0	0	0	0	0	0	0	0

JOB: SR101L&27thAveTI (2040 Build) RUN: 2040 Build 27th Ave TI AM

MODEL RESULTS

REMARKS : In search of the angle corresponding to the maximum concentration, only the first angle, of the angles with same maximum concentrations, is indicated as maximum.

WIND ANGLE RANGE: 0.-360.

WIND ANGLE (DEGR)	* CONCENTRATION (PPM) REC41	REC42	REC43	REC44	REC45	REC46	REC47	REC48	REC49
0.	0.0	0.0	0.0	0.0	0.0	0.0	0.0	0.0	0.0
10.	0.0	0.0	0.0	0.0	0.0	0.0	0.0	0.0	0.0
20.	0.0	0.0	0.0	0.0	0.0	0.0	0.0	0.0	0.0
30.	0.0	0.0	0.0	0.0	0.0	0.0	0.0	0.0	0.0
40.	0.0	0.0	0.0	0.0	0.0	0.0	0.0	0.0	0.0
50.	0.0	0.0	0.0	0.0	0.0	0.0	0.0	0.0	0.0
60.	0.0	0.0	0.0	0.0	0.0	0.0	0.0	0.0	0.0
70.	0.0	0.0	0.0	0.0	0.0	0.0	0.0	0.0	0.0
80.	0.0	0.0	0.0	0.0	0.0	0.0	0.0	0.0	0.0
90.	0.0	0.0	0.0	0.0	0.0	0.0	0.0	0.0	0.0
100.	0.0	0.0	0.0	0.0	0.0	0.0	0.0	0.0	0.0
110.	0.0	0.0	0.0	0.0	0.0	0.0	0.0	0.0	0.0
120.	0.0	0.0	0.0	0.0	0.0	0.0	0.0	0.0	0.0
130.	0.0	0.0	0.0	0.0	0.0	0.0	0.0	0.0	0.0
140.	0.0	0.0	0.0	0.0	0.0	0.0	0.0	0.0	0.0
150.	0.0	0.0	0.0	0.0	0.0	0.0	0.0	0.0	0.0
160.	0.0	0.0	0.0	0.0	0.0	0.0	0.0	0.0	0.0
170.	0.0	0.0	0.0	0.0	0.0	0.0	0.0	0.0	0.0
180.	0.0	0.0	0.0	0.0	0.0	0.0	0.0	0.0	0.0
190.	0.0	0.0	0.0	0.0	0.0	0.0	0.0	0.0	0.0
200.	0.0	0.0	0.0	0.0	0.0	0.0	0.0	0.0	0.0
210.	0.0	0.0	0.0	0.0	0.0	0.0	0.0	0.0	0.0
220.	0.0	0.0	0.0	0.0	0.0	0.0	0.0	0.0	0.0
230.	0.0	0.0	0.0	0.0	0.0	0.0	0.0	0.0	0.0
240.	0.0	0.0	0.0	0.0	0.0	0.0	0.0	0.0	0.0
250.	0.0	0.0	0.0	0.0	0.0	0.0	0.0	0.0	0.0
260.	0.0	0.0	0.0	0.0	0.0	0.0	0.0	0.0	0.0
270.	0.0	0.0	0.0	0.0	0.0	0.0	0.0	0.0	0.0
280.	0.0	0.0	0.0	0.0	0.0	0.0	0.0	0.0	0.0
290.	0.0	0.0	0.0	0.0	0.0	0.0	0.0	0.0	0.0
300.	0.0	0.0	0.0	0.0	0.0	0.0	0.0	0.0	0.0

```
310.  *   0.0   0.0   0.0   0.0   0.0   0.0   0.0   0.0   0.0
320.  *   0.0   0.0   0.0   0.0   0.0   0.0   0.0   0.0   0.0
330.  *   0.0   0.0   0.0   0.0   0.0   0.0   0.0   0.0   0.0
340.  *   0.0   0.0   0.0   0.0   0.0   0.0   0.0   0.0   0.0
350.  *   0.0   0.0   0.0   0.0   0.0   0.0   0.0   0.0   0.0
360.  *   0.0   0.0   0.0   0.0   0.0   0.0   0.0   0.0   0.0
------*-------------------------------------------------------
MAX   *   0.0   0.0   0.0   0.0   0.0   0.0   0.0   0.0   0.0
DEGR. *    0     0     0     0     0     0     0     0     0
```

CAL3QHC: LINE SOURCE DISPERSION MODEL - VERSION 2.0 Dated 95221 PAGE 1

JOB: SR101L&27thAveTI (2040 Build) RUN: 2040 Build 27th Ave TI PM

DATE : 8/27/21
TIME : 10: 1:59

The MODE flag has been set to C for calculating CO averages.

SITE & METEOROLOGICAL VARIABLES

VS = 0.0 CM/S VD = 0.0 CM/S Z0 = 108. CM
U = 1.0 M/S CLAS = 4 (D) ATIM = 60. MINUTES MIXH = 1000. M AMB = 0.0 PPM

LINK VARIABLES

LINK DESCRIPTION	LINK COORDINATES (FT) X1	Y1	X2	Y2	LENGTH (FT)	BRG (DEG)	TYPE	VPH	EF (G/MI)	H (FT)	W (FT)	V/C	QUEUE (VEH)
1. 1_SR101_EB_ML_S1	637440.3	971029.7	638442.6	971027.9	1002.	90.	DP	4271.	0.3	-10.0	80.0		
2. 2_SR101_EB_ML_S2	638442.6	971027.9	630131.2	971022.2	8311.	270.	DP	4271.	0.6	-20.0	80.0		
3. 3_SR101_WB_ML_S1	638443.7	971098.7	637440.1	971099.6	1004.	270.	DP	5478.	1.1	-10.0	80.0		
4. 4_SR101_WB_ML_S2	640134.8	971092.9	638443.7	971098.7	1691.	270.	DP	5478.	0.5	-20.0	80.0		
5. 5_EB_frontage_road_S	637423.5	970820.2	638660.7	970758.0	1239.	93.	AG	479.	0.9	0.0	44.0		
6. 6_EB_27th_Ave_offram	637443.3	970904.3	638661.0	970779.7	1224.	96.	AG	811.	0.6	0.0	32.0		
7. 7_EB_frontage_road_S	638660.8	970769.4	639067.9	970743.6	408.	94.	AG	1290.	0.6	0.0	68.0		
8. 8_EB_27th_Ave_offram	638978.2	970722.1	639034.0	970679.3	70.	127.	AG	329.	0.6	0.0	32.0		
9. 9_Ramp_ES/EN	637442.2	970938.9	638795.2	970904.7	1353.	91.	FL	2594.	0.7	10.0	44.0		
10. 10_Ramp_ES_S1	638794.7	970892.5	639304.3	970832.8	513.	97.	BR	899.	1.5	20.0	44.0		
11. 11_Ramp_ES_S2	639304.3	970832.8	639705.4	970619.2	454.	118.	BR	899.	0.8	30.0	44.0		
12. 12_Ramp_ES_S3	639705.4	970619.2	639935.2	970203.8	475.	151.	BR	899.	0.8	25.0	44.0		
13. 13_Ramp_EN_S1	638794.9	970913.6	639565.3	970896.3	771.	91.	BR	1695.	0.9	30.0	32.0		
14. 14_Ramp_EN_S2	639565.3	970896.3	639947.8	970953.8	387.	81.	BR	1695.	0.9	30.0	32.0		
15. 15_27th_Ave_NB_onram	639119.2	970672.2	639178.9	970724.4	79.	49.	AG	342.	0.6	0.0	32.0		
16. 16_EB_frontage_road_	639066.2	970741.8	639597.9	970713.2	532.	93.	AG	1707.	0.6	0.0	56.0		
17. 17_EB_frontage_road_	639597.9	970713.2	640023.7	970750.5	427.	85.	AG	1707.	0.6	0.0	56.0		
18. 18_Ramp_NW_S1	640060.3	971234.1	639717.6	971359.4	365.	290.	BR	962.	0.8	25.0	44.0		
19. 19_Ramp_NW_S2	639717.6	971359.4	639320.2	971327.1	399.	265.	BR	962.	0.5	20.0	44.0		
20. 20_Ramp_NW_S3	639320.2	971327.1	638730.5	971227.6	598.	260.	BR	962.	0.2	20.0	44.0		
21. 21a_Ramp_NW_S4	638729.0	971234.7	638226.7	971189.5	504.	265.	FL	2560.	0.4	10.0	44.0		
22. 21b_Ramp_NW_S4	638226.7	971189.5	637444.4	971170.5	783.	269.	FL	2560.	0.4	10.0	44.0		
23. 22_Ramp_SW_S1	640052.4	971989.1	639817.5	971588.5	464.	210.	BR	1598.	0.4	20.0	32.0		
24. 23_Ramp_SW_S2	639817.5	971588.5	639311.0	971361.4	555.	246.	BR	1598.	0.4	20.0	32.0		
25. 24_Ramp_SW_S3	639311.0	971361.4	638726.1	971248.9	596.	259.	BR	1598.	0.3	20.0	32.0		
26. 25_WB_frontage_road_	640020.0	971464.2	639549.7	971458.1	470.	269.	AG	1601.	0.7	0.0	56.0		
27. 26_WB_frontage_road_	639549.7	971458.1	639075.2	971414.9	476.	265.	AG	1601.	0.6	0.0	56.0		
28. 27_WB_27th_Ave_FR_RT	639198.7	971444.5	639122.4	971513.6	103.	312.	AG	546.	0.6	0.0	32.0		

```
29. 28_WB_27th_Ave_onram* 639025.6  971471.1  638976.4  971416.7 *      73.   222. AG     78.   0.6   0.0 32.0
30. 29_WB_frontage_road_* 639073.9  971414.9  638583.8  971359.1 *     493.   264. AG   1525.   0.6   0.0 56.0
31. 30_WB_frontage_road_* 638581.7  971370.2  637449.5  971281.4 *    1136.   266. AG    540.   0.9   0.0 44.0
32. 31_WB_27th_Ave_onram* 638586.6  971344.8  637443.3  971193.3 *    1153.   262. AG    918.   0.7   0.0 44.0
33. 32_SB 27th Ave S1   * 639026.8  972069.6  639046.2  971428.2 *     642.   178. AG    786.   0.6   0.0 68.0
34. 33_SB 27th Ave S2   * 639046.2  971428.2  639044.2  970722.6 *     706.   180. BR    980.   0.6   0.0 56.0
35. 34_SB 27th Ave S3   * 639044.2  970722.6  639040.4  970160.7 *     562.   180. AG    819.   0.6   0.0 56.0
36. 35_SB 27th_Ave_LT_to* 639064.7  970792.0  639145.3  970726.3 *     104.   129. AG    489.   0.6   0.0 32.0
37. 36_NB_27th_Ave_S1   * 639098.4  970162.8  639092.7  970721.9 *     559.   359. AG   1023.   0.7   0.0 68.0
38. 37_NB_27th_Ave_S2   * 639092.7  970721.9  639099.2  971427.4 *     706.     1. BR    826.   0.6   0.0 56.0
39. 38_NB_27th_Ave_S3   * 639099.2  971427.4  639099.9  972066.7 *     639.     0. AG    709.   0.6   0.0 44.0
40. 39_NB_27th_Ave_LT_to* 639077.0  971356.5  638998.9  971418.2 *     100.   308. AG    663.   0.6   0.0 32.0
41. 40_SB_27th_Ave_Queue* 639043.8  971467.7  639042.6  971776.9 *     309.   360. AG      8. 100.0   0.0 48.0 1.09  15.7
42. 41T_SB_27th_Ave_Brid* 639054.2  970792.8  639053.8  970855.8 *      63.   360. BR      2. 100.0   0.0 24.0 0.27   3.2
43. 41L_SB_27th_Ave_Brid* 639067.1  970792.8  639065.8  970972.0 *     179.   360. BR      1. 100.0   0.0 12.0 0.81   9.1
44. 42_EB_27th_Ave_offra* 639008.4  970736.9  638894.4  970747.6 *     114.   275. AG      6. 100.0   0.0 48.0 0.52   5.8
                                                                                                          PAGE  2
JOB: SR101L&27thAveTI (2040 Build)                        RUN: 2040 Build 27th Ave TI PM

DATE :  8/27/21
TIME : 10: 1:59

 LINK VARIABLES
 --------------
   LINK DESCRIPTION     *         LINK COORDINATES (FT)          *    LENGTH  BRG TYPE   VPH    EF      H   W    V/C QUEUE
                        *   X1        Y1        X2        Y2     *     (FT)  (DEG)            (G/MI)  (FT) (FT)       (VEH)
------------------------*----------------------------------------*-------------------------------------------------------
45. 43_NB_27th_Ave_Queue* 639100.3  970668.7  639098.4  969863.6 *     805.   180. AG      8. 100.0   0.0 48.0 1.32  40.9
46. 44T_NB_27th_Ave_Brid* 639099.4  971357.1  639099.4  971339.0 *      18.   180. BR      2. 100.0   0.0 24.0 0.08   0.9
47. 44L_NB_27th_Ave_Brid* 639079.3  971357.1  639080.7  971131.5 *     226.   180. BR      1. 100.0   0.0 12.0 0.90  11.5
48. 45_WB_27th_Ave_FR_Qu* 639130.7  971417.8  639382.1  971442.4 *     253.    84. AG      5. 100.0   0.0 36.0 0.97  12.8
                                                                                                          PAGE  3
JOB: SR101L&27thAveTI (2040 Build)                        RUN: 2040 Build 27th Ave TI PM

DATE :  8/27/21
TIME : 10: 1:59

 ADDITIONAL QUEUE LINK PARAMETERS
 --------------------------------
   LINK DESCRIPTION     *    CYCLE    RED     CLEARANCE  APPROACH  SATURATION   IDLE   SIGNAL   ARRIVAL
                        *    LENGTH   TIME    LOST TIME    VOL     FLOW RATE   EM FAC   TYPE     RATE
                        *     (SEC)   (SEC)    (SEC)      (VPH)      (VPH)    (gm/hr)
------------------------*-------------------------------- --------- --------------------- ----------------
41. 40_SB_27th_Ave_Queue*     111       92       5.0       786       1670       0.92      2        3
42. 41T_SB_27th_Ave_Brid*     112       47       5.0       491       1780       0.92      2        3
43. 41L_SB_27th_Ave_Brid*     112       67       5.0       489       1781       0.92      2        3
44. 42_EB_27th_Ave_offra*     112       65       5.0      1290       1736       0.92      2        3
```

```
 45. 43_NB_27th_Ave_Queue*     112       92       5.0      1023       1670       0.92      2         3
 46. 44T_NB_27th_Ave_Brid*     111       41       5.0       163       1780       0.92      2         3
 47. 44L_NB_27th_Ave_Brid*     111       58       5.0       663       1781       0.92      2         3
 48. 45_WB_27th_Ave_FR_Qu*     111       68       5.0      1601       1699       0.92      2         3

  RECEPTOR LOCATIONS
  ------------------
                          *           COORDINATES (FT)          *
    RECEPTOR              *      X          Y          Z        *
--------------------------*-------------------------------------*
 1. R1                    *    639136.5   972027.7        5.9   *
 2. R2                    *    639135.2   971945.6        5.9   *
 3. R3                    *    639134.0   971863.6        5.9   *
 4. R4                    *    639132.6   971781.7        5.9   *
 5. R5                    *    639131.4   971699.7        5.9   *
 6. R6                    *    639133.2   971617.9        5.9   *
 7. R7                    *    639127.5   971536.2        5.9   *
 8. R8                    *    639169.1   971464.8        5.9   *
 9. R9                    *    639125.1   971390.4        5.9   *
10. R10                   *    639210.0   971535.5        5.9   *
11. R11                   *    639292.0   971535.4        5.9   *
12. R12                   *    639374.0   971535.2        5.9   *
13. R13                   *    639456.0   971535.0        5.9   *
14. R14                   *    639538.0   971534.9        5.9   *
15. R15                   *    639617.6   971554.4        5.9   *
16. R16                   *    639690.3   971592.4        5.9   *
17. R17                   *    639758.4   971638.2        5.9   *
18. R18                   *    639820.9   971691.3        5.9   *
19. R19                   *    639877.1   971750.8        5.9   *
20. R20                   *    639926.5   971816.4        5.9   *
21. R21                   *    639968.3   971886.9        5.9   *
22. R22                   *    640002.0   971961.6        5.9   *
23. R23                   *    639847.8   970243.4        5.9   *
24. R24                   *    639817.3   970319.5        5.9   *
25. R25                   *    639778.4   970391.7        5.9   *
26. R26                   *    639731.5   970458.9        5.9   *
27. R27                   *    639677.3   970520.4        5.9   *
28. R28                   *    639616.3   970575.3        5.9   *
29. R29                   *    639549.7   970623.1        5.9   *
30. R30                   *    639468.9   970637.5        5.9   *
31. R31                   *    639387.3   970646.0        5.9   *
32. R32                   *    639305.7   970654.5        5.9   *
33. R33                   *    639224.2   970663.1        5.9   *
34. R34                   *    639126.1   970772.1        5.9   *
35. R35                   *    639142.7   970671.7        5.9   *
36. R36                   *    639143.1   970589.6        5.9   *
37. R37                   *    639141.5   970507.7        5.9   *
```

PAGE 4

JOB: SR101L&27thAveTI (2040 Build) RUN: 2040 Build 27th Ave TI PM

DATE : 8/27/21
TIME : 10: 1:59

RECEPTOR LOCATIONS

RECEPTOR	COORDINATES (FT) X	Y	Z
38. R38	639136.5	970425.8	5.9
39. R39	639135.2	970343.9	5.9
40. R40	639134.0	970261.9	5.9
41. R41	639132.6	970179.8	5.9

PAGE 5

JOB: SR101L&27thAveTI (2040 Build) RUN: 2040 Build 27th Ave TI PM

MODEL RESULTS

REMARKS : In search of the angle corresponding to the maximum concentration, only the first angle, of the angles with same maximum concentrations, is indicated as maximum.

WIND ANGLE RANGE: 0.-360.

WIND ANGLE (DEGR)	CONCENTRATION (PPM) REC1	REC2	REC3	REC4	REC5	REC6	REC7	REC8	REC9	REC10	REC11	REC12	REC13	REC14	REC15	REC16	REC17	REC18	REC19	REC20
0.	0.0	0.0	0.0	0.0	0.0	0.0	0.0	0.0	0.0	0.0	0.0	0.0	0.0	0.0	0.0	0.0	0.0	0.0	0.0	0.0
10.	0.0	0.0	0.0	0.0	0.0	0.0	0.0	0.0	0.0	0.0	0.0	0.0	0.0	0.0	0.0	0.0	0.0	0.0	0.0	0.0
20.	0.0	0.0	0.0	0.0	0.0	0.0	0.0	0.0	0.0	0.0	0.0	0.0	0.0	0.0	0.0	0.0	0.0	0.0	0.0	0.0
30.	0.0	0.0	0.0	0.0	0.0	0.0	0.0	0.0	0.0	0.0	0.0	0.0	0.0	0.0	0.0	0.0	0.0	0.0	0.0	0.0
40.	0.0	0.0	0.0	0.0	0.0	0.0	0.0	0.0	0.0	0.0	0.0	0.0	0.0	0.0	0.0	0.0	0.0	0.0	0.0	0.0
50.	0.0	0.0	0.0	0.0	0.0	0.0	0.0	0.0	0.0	0.0	0.0	0.0	0.0	0.0	0.0	0.0	0.0	0.0	0.0	0.0
60.	0.0	0.0	0.0	0.0	0.0	0.0	0.0	0.0	0.0	0.0	0.0	0.0	0.0	0.0	0.0	0.0	0.0	0.0	0.0	0.0
70.	0.0	0.0	0.0	0.0	0.0	0.0	0.0	0.0	0.1	0.0	0.0	0.0	0.0	0.0	0.0	0.0	0.0	0.0	0.0	0.0
80.	0.0	0.0	0.0	0.0	0.0	0.0	0.0	0.0	0.0	0.0	0.0	0.0	0.0	0.0	0.0	0.0	0.0	0.0	0.0	0.0
90.	0.0	0.0	0.0	0.0	0.0	0.0	0.0	0.0	0.0	0.0	0.0	0.0	0.0	0.0	0.0	0.0	0.0	0.0	0.0	0.0
100.	0.0	0.0	0.0	0.0	0.0	0.0	0.0	0.0	0.0	0.0	0.0	0.0	0.0	0.0	0.0	0.0	0.0	0.0	0.0	0.0
110.	0.0	0.0	0.0	0.0	0.0	0.0	0.0	0.0	0.0	0.0	0.0	0.0	0.0	0.0	0.0	0.0	0.0	0.0	0.0	0.0
120.	0.0	0.0	0.0	0.0	0.0	0.0	0.0	0.0	0.0	0.0	0.0	0.0	0.0	0.0	0.0	0.0	0.0	0.0	0.0	0.0
130.	0.0	0.0	0.0	0.0	0.0	0.0	0.0	0.0	0.0	0.0	0.0	0.0	0.0	0.0	0.0	0.0	0.0	0.0	0.0	0.0

140.	*	0.0	0.0	0.0	0.0	0.0	0.0	0.0	0.0	0.0	0.0	0.0	0.0	0.0	0.0	0.0	0.0	0.0	0.0	0.0	0.0
150.	*	0.0	0.0	0.0	0.0	0.0	0.0	0.0	0.0	0.0	0.0	0.0	0.0	0.0	0.0	0.0	0.0	0.0	0.0	0.0	0.0
160.	*	0.0	0.0	0.0	0.0	0.0	0.0	0.0	0.0	0.0	0.0	0.0	0.0	0.0	0.0	0.0	0.0	0.0	0.0	0.0	0.0
170.	*	0.0	0.0	0.0	0.0	0.0	0.0	0.0	0.0	0.0	0.0	0.0	0.0	0.0	0.0	0.0	0.0	0.0	0.0	0.0	0.0
180.	*	0.0	0.0	0.0	0.0	0.0	0.0	0.0	0.0	0.0	0.0	0.0	0.0	0.0	0.0	0.0	0.0	0.0	0.0	0.0	0.0
190.	*	0.0	0.0	0.0	0.0	0.0	0.0	0.0	0.0	0.0	0.0	0.0	0.0	0.0	0.0	0.0	0.0	0.0	0.0	0.0	0.0
200.	*	0.0	0.0	0.0	0.0	0.0	0.0	0.0	0.0	0.0	0.0	0.0	0.0	0.0	0.0	0.0	0.0	0.0	0.0	0.0	0.0
210.	*	0.0	0.0	0.0	0.0	0.0	0.0	0.0	0.0	0.0	0.0	0.0	0.0	0.0	0.0	0.0	0.0	0.0	0.0	0.0	0.0
220.	*	0.0	0.0	0.0	0.0	0.0	0.0	0.0	0.0	0.0	0.0	0.0	0.0	0.0	0.0	0.0	0.0	0.0	0.0	0.0	0.0
230.	*	0.0	0.0	0.0	0.0	0.0	0.0	0.0	0.0	0.0	0.0	0.0	0.0	0.0	0.0	0.0	0.0	0.0	0.0	0.0	0.0
240.	*	0.0	0.0	0.0	0.0	0.0	0.0	0.0	0.0	0.0	0.0	0.0	0.0	0.0	0.0	0.0	0.0	0.0	0.0	0.0	0.0
250.	*	0.0	0.0	0.0	0.0	0.0	0.0	0.0	0.0	0.0	0.0	0.0	0.0	0.0	0.0	0.0	0.0	0.0	0.0	0.0	0.0
260.	*	0.0	0.0	0.0	0.0	0.0	0.0	0.0	0.0	0.0	0.0	0.0	0.0	0.0	0.0	0.0	0.0	0.0	0.0	0.0	0.0
270.	*	0.0	0.0	0.0	0.0	0.0	0.0	0.0	0.0	0.0	0.0	0.0	0.0	0.0	0.0	0.0	0.0	0.0	0.0	0.0	0.0
280.	*	0.0	0.0	0.0	0.0	0.0	0.0	0.0	0.0	0.0	0.0	0.0	0.0	0.0	0.0	0.0	0.0	0.0	0.0	0.0	0.0
290.	*	0.0	0.0	0.0	0.0	0.0	0.0	0.0	0.0	0.0	0.0	0.0	0.0	0.0	0.0	0.0	0.0	0.0	0.0	0.0	0.0
300.	*	0.0	0.0	0.0	0.0	0.0	0.0	0.0	0.0	0.0	0.0	0.0	0.0	0.0	0.0	0.0	0.0	0.0	0.0	0.0	0.0
310.	*	0.0	0.0	0.0	0.0	0.0	0.0	0.0	0.0	0.0	0.0	0.0	0.0	0.0	0.0	0.0	0.0	0.0	0.0	0.0	0.0
320.	*	0.0	0.0	0.0	0.0	0.0	0.0	0.0	0.0	0.0	0.0	0.0	0.0	0.0	0.0	0.0	0.0	0.0	0.0	0.0	0.0
330.	*	0.0	0.0	0.0	0.0	0.0	0.0	0.0	0.0	0.0	0.0	0.0	0.0	0.0	0.0	0.0	0.0	0.0	0.0	0.0	0.0
340.	*	0.0	0.0	0.0	0.0	0.0	0.0	0.0	0.0	0.0	0.0	0.0	0.0	0.0	0.0	0.0	0.0	0.0	0.0	0.0	0.0
350.	*	0.0	0.0	0.0	0.0	0.0	0.0	0.0	0.0	0.0	0.0	0.0	0.0	0.0	0.0	0.0	0.0	0.0	0.0	0.0	0.0
360.	*	0.0	0.0	0.0	0.0	0.0	0.0	0.0	0.0	0.0	0.0	0.0	0.0	0.0	0.0	0.0	0.0	0.0	0.0	0.0	0.0
MAX	*	0.0	0.0	0.0	0.0	0.0	0.0	0.0	0.0	0.1	0.0	0.0	0.0	0.0	0.0	0.0	0.0	0.0	0.0	0.0	0.0
DEGR.	*	0	0	0	0	0	0	0	0	70	0	0	0	0	0	0	0	0	0	0	0

JOB: SR101L&27thAveTI (2040 Build) RUN: 2040 Build 27th Ave TI PM

MODEL RESULTS

REMARKS : In search of the angle corresponding to the maximum concentration, only the first angle, of the angles with same maximum concentrations, is indicated as maximum.

WIND ANGLE RANGE: 0.-360.

WIND ANGLE (DEGR)	*	CONCENTRATION (PPM) REC21	REC22	REC23	REC24	REC25	REC26	REC27	REC28	REC29	REC30	REC31	REC32	REC33	REC34	REC35	REC36	REC37	REC38	REC39	REC40
0.	*	0.0	0.0	0.0	0.0	0.0	0.0	0.0	0.0	0.0	0.0	0.0	0.0	0.0	0.0	0.0	0.0	0.0	0.0	0.0	0.0
10.	*	0.0	0.0	0.0	0.0	0.0	0.0	0.0	0.0	0.0	0.0	0.0	0.0	0.0	0.0	0.0	0.0	0.0	0.0	0.0	0.0
20.	*	0.0	0.0	0.0	0.0	0.0	0.0	0.0	0.0	0.0	0.0	0.0	0.0	0.0	0.0	0.0	0.0	0.0	0.0	0.0	0.0

30.	*	0.0	0.0	0.0	0.0	0.0	0.0	0.0	0.0	0.0	0.0	0.0	0.0	0.0	0.0	0.0	0.0	0.0	0.0	0.0	0.0
40.	*	0.0	0.0	0.0	0.0	0.0	0.0	0.0	0.0	0.0	0.0	0.0	0.0	0.0	0.0	0.0	0.0	0.0	0.0	0.0	0.0
50.	*	0.0	0.0	0.0	0.0	0.0	0.0	0.0	0.0	0.0	0.0	0.0	0.0	0.0	0.0	0.0	0.0	0.0	0.0	0.0	0.0
60.	*	0.0	0.0	0.0	0.0	0.0	0.0	0.0	0.0	0.0	0.0	0.0	0.0	0.0	0.0	0.0	0.0	0.0	0.0	0.0	0.0
70.	*	0.0	0.0	0.0	0.0	0.0	0.0	0.0	0.0	0.0	0.0	0.0	0.0	0.0	0.0	0.0	0.0	0.0	0.0	0.0	0.0
80.	*	0.0	0.0	0.0	0.0	0.0	0.0	0.0	0.0	0.0	0.0	0.0	0.0	0.0	0.0	0.0	0.0	0.0	0.0	0.0	0.0
90.	*	0.0	0.0	0.0	0.0	0.0	0.0	0.0	0.0	0.0	0.0	0.0	0.0	0.0	0.0	0.0	0.0	0.0	0.0	0.0	0.0
100.	*	0.0	0.0	0.0	0.0	0.0	0.0	0.0	0.0	0.0	0.0	0.0	0.0	0.0	0.0	0.0	0.0	0.0	0.0	0.0	0.0
110.	*	0.0	0.0	0.0	0.0	0.0	0.0	0.0	0.0	0.0	0.0	0.0	0.0	0.0	0.0	0.0	0.0	0.0	0.0	0.0	0.0
120.	*	0.0	0.0	0.0	0.0	0.0	0.0	0.0	0.0	0.0	0.0	0.0	0.0	0.0	0.0	0.0	0.0	0.0	0.0	0.0	0.0
130.	*	0.0	0.0	0.0	0.0	0.0	0.0	0.0	0.0	0.0	0.0	0.0	0.0	0.0	0.0	0.0	0.0	0.0	0.0	0.0	0.0
140.	*	0.0	0.0	0.0	0.0	0.0	0.0	0.0	0.0	0.0	0.0	0.0	0.0	0.0	0.0	0.0	0.0	0.0	0.0	0.0	0.0
150.	*	0.0	0.0	0.0	0.0	0.0	0.0	0.0	0.0	0.0	0.0	0.0	0.0	0.0	0.0	0.0	0.0	0.0	0.0	0.0	0.0
160.	*	0.0	0.0	0.0	0.0	0.0	0.0	0.0	0.0	0.0	0.0	0.0	0.0	0.0	0.0	0.0	0.0	0.0	0.0	0.0	0.0
170.	*	0.0	0.0	0.0	0.0	0.0	0.0	0.0	0.0	0.0	0.0	0.0	0.0	0.0	0.0	0.0	0.0	0.0	0.0	0.0	0.0
180.	*	0.0	0.0	0.0	0.0	0.0	0.0	0.0	0.0	0.0	0.0	0.0	0.0	0.0	0.0	0.0	0.0	0.0	0.0	0.0	0.0
190.	*	0.0	0.0	0.0	0.0	0.0	0.0	0.0	0.0	0.0	0.0	0.0	0.0	0.0	0.0	0.0	0.0	0.0	0.0	0.0	0.0
200.	*	0.0	0.0	0.0	0.0	0.0	0.0	0.0	0.0	0.0	0.0	0.0	0.0	0.0	0.0	0.0	0.0	0.0	0.0	0.0	0.0
210.	*	0.0	0.0	0.0	0.0	0.0	0.0	0.0	0.0	0.0	0.0	0.0	0.0	0.0	0.0	0.0	0.0	0.0	0.0	0.0	0.0
220.	*	0.0	0.0	0.0	0.0	0.0	0.0	0.0	0.0	0.0	0.0	0.0	0.0	0.0	0.0	0.0	0.0	0.0	0.0	0.0	0.0
230.	*	0.0	0.0	0.0	0.0	0.0	0.0	0.0	0.0	0.0	0.0	0.0	0.0	0.0	0.0	0.0	0.0	0.0	0.0	0.0	0.0
240.	*	0.0	0.0	0.0	0.0	0.0	0.0	0.0	0.0	0.0	0.0	0.0	0.0	0.0	0.0	0.0	0.0	0.0	0.0	0.0	0.0
250.	*	0.0	0.0	0.0	0.0	0.0	0.0	0.0	0.0	0.0	0.0	0.0	0.0	0.0	0.0	0.0	0.0	0.0	0.0	0.0	0.0
260.	*	0.0	0.0	0.0	0.0	0.0	0.0	0.0	0.0	0.0	0.0	0.0	0.0	0.0	0.0	0.0	0.0	0.0	0.0	0.0	0.0
270.	*	0.0	0.0	0.0	0.0	0.0	0.0	0.0	0.0	0.0	0.0	0.0	0.0	0.0	0.0	0.0	0.0	0.0	0.0	0.0	0.0
280.	*	0.0	0.0	0.0	0.0	0.0	0.0	0.0	0.0	0.0	0.0	0.0	0.0	0.0	0.0	0.0	0.0	0.0	0.0	0.0	0.0
290.	*	0.0	0.0	0.0	0.0	0.0	0.0	0.0	0.0	0.0	0.0	0.0	0.0	0.0	0.0	0.0	0.0	0.0	0.0	0.0	0.0
300.	*	0.0	0.0	0.0	0.0	0.0	0.0	0.0	0.0	0.0	0.0	0.0	0.0	0.0	0.0	0.0	0.0	0.0	0.0	0.0	0.0
310.	*	0.0	0.0	0.0	0.0	0.0	0.0	0.0	0.0	0.0	0.0	0.0	0.0	0.0	0.0	0.0	0.0	0.0	0.0	0.0	0.0
320.	*	0.0	0.0	0.0	0.0	0.0	0.0	0.0	0.0	0.0	0.0	0.0	0.0	0.0	0.0	0.0	0.0	0.0	0.0	0.0	0.0
330.	*	0.0	0.0	0.0	0.0	0.0	0.0	0.0	0.0	0.0	0.0	0.0	0.0	0.0	0.0	0.0	0.0	0.0	0.0	0.0	0.0
340.	*	0.0	0.0	0.0	0.0	0.0	0.0	0.0	0.0	0.0	0.0	0.0	0.0	0.0	0.0	0.0	0.0	0.0	0.0	0.0	0.0
350.	*	0.0	0.0	0.0	0.0	0.0	0.0	0.0	0.0	0.0	0.0	0.0	0.0	0.0	0.0	0.0	0.0	0.0	0.0	0.0	0.0
360.	*	0.0	0.0	0.0	0.0	0.0	0.0	0.0	0.0	0.0	0.0	0.0	0.0	0.0	0.0	0.0	0.0	0.0	0.0	0.0	0.0
MAX	*	0.0	0.0	0.0	0.0	0.0	0.0	0.0	0.0	0.0	0.0	0.0	0.0	0.0	0.0	0.0	0.0	0.0	0.0	0.0	0.0
DEGR.	*	0	0	0	0	0	0	0	0	0	0	0	0	0	0	0	0	0	0	0	0

JOB: SR101L&27thAveTI (2040 Build) RUN: 2040 Build 27th Ave TI PM

MODEL RESULTS

REMARKS : In search of the angle corresponding to
the maximum concentration, only the first
angle, of the angles with same maximum

```
                concentrations, is indicated as maximum.

WIND ANGLE RANGE:   0.-360.

WIND  * CONCENTRATION
ANGLE *      (PPM)
(DEGR)* REC41
------*------
  0.  *   0.0
 10.  *   0.0
 20.  *   0.0
 30.  *   0.0
 40.  *   0.0
 50.  *   0.0
 60.  *   0.0
 70.  *   0.0
 80.  *   0.0
 90.  *   0.0
100.  *   0.0
110.  *   0.0
120.  *   0.0
130.  *   0.0
140.  *   0.0
150.  *   0.0
160.  *   0.0
170.  *   0.0
180.  *   0.0
190.  *   0.0
200.  *   0.0
210.  *   0.0
220.  *   0.0
230.  *   0.0
240.  *   0.0
250.  *   0.0
260.  *   0.0
270.  *   0.0
280.  *   0.0
290.  *   0.0
300.  *   0.0
310.  *   0.0
320.  *   0.0
330.  *   0.0
340.  *   0.0
350.  *   0.0
360.  *   0.0
------*------
MAX   *   0.0
```

DEGR. * 0

THE HIGHEST CONCENTRATION OF 0.10 PPM OCCURRED AT RECEPTOR REC9 .

JOB: SR101L&27thAveTI (2040 Build) RUN: 2040 Build 27th Ave TI PM

DATE : 8/27/21
TIME : 10: 1:59

RECEPTOR - LINK MATRIX FOR THE ANGLE PRODUCING
THE MAXIMUM CONCENTRATION FOR EACH RECEPTOR

LINK #	CO/LINK (PPM) / ANGLE (DEGREES)	REC1	REC2	REC3	REC4	REC5	REC6	REC7	REC8	REC9	REC10	REC11	REC12	REC13	REC14	REC15	REC16	REC17	REC18	REC19	REC20
		0 0	0	0	0	0	0	0	70	0	0	0	0	0	0	0	0	0	0	0	
1		0.0	0.0	0.0	0.0	0.0	0.0	0.0	0.0	0.0	0.0	0.0	0.0	0.0	0.0	0.0	0.0	0.0	0.0	0.0	0.0
2		0.0	0.0	0.0	0.0	0.0	0.0	0.0	0.0	0.0	0.0	0.0	0.0	0.0	0.0	0.0	0.0	0.0	0.0	0.0	0.0
3		0.0	0.0	0.0	0.0	0.0	0.0	0.0	0.0	0.0	0.0	0.0	0.0	0.0	0.0	0.0	0.0	0.0	0.0	0.0	0.0
4		0.0	0.0	0.0	0.0	0.0	0.0	0.0	0.0	0.0	0.0	0.0	0.0	0.0	0.0	0.0	0.0	0.0	0.0	0.0	0.0
5		0.0	0.0	0.0	0.0	0.0	0.0	0.0	0.0	0.0	0.0	0.0	0.0	0.0	0.0	0.0	0.0	0.0	0.0	0.0	0.0
6		0.0	0.0	0.0	0.0	0.0	0.0	0.0	0.0	0.0	0.0	0.0	0.0	0.0	0.0	0.0	0.0	0.0	0.0	0.0	0.0
7		0.0	0.0	0.0	0.0	0.0	0.0	0.0	0.0	0.0	0.0	0.0	0.0	0.0	0.0	0.0	0.0	0.0	0.0	0.0	0.0
8		0.0	0.0	0.0	0.0	0.0	0.0	0.0	0.0	0.0	0.0	0.0	0.0	0.0	0.0	0.0	0.0	0.0	0.0	0.0	0.0
9		0.0	0.0	0.0	0.0	0.0	0.0	0.0	0.0	0.0	0.0	0.0	0.0	0.0	0.0	0.0	0.0	0.0	0.0	0.0	0.0
10		0.0	0.0	0.0	0.0	0.0	0.0	0.0	0.0	0.0	0.0	0.0	0.0	0.0	0.0	0.0	0.0	0.0	0.0	0.0	0.0
11		0.0	0.0	0.0	0.0	0.0	0.0	0.0	0.0	0.0	0.0	0.0	0.0	0.0	0.0	0.0	0.0	0.0	0.0	0.0	0.0
12		0.0	0.0	0.0	0.0	0.0	0.0	0.0	0.0	0.0	0.0	0.0	0.0	0.0	0.0	0.0	0.0	0.0	0.0	0.0	0.0
13		0.0	0.0	0.0	0.0	0.0	0.0	0.0	0.0	0.0	0.0	0.0	0.0	0.0	0.0	0.0	0.0	0.0	0.0	0.0	0.0
14		0.0	0.0	0.0	0.0	0.0	0.0	0.0	0.0	0.0	0.0	0.0	0.0	0.0	0.0	0.0	0.0	0.0	0.0	0.0	0.0
15		0.0	0.0	0.0	0.0	0.0	0.0	0.0	0.0	0.0	0.0	0.0	0.0	0.0	0.0	0.0	0.0	0.0	0.0	0.0	0.0
16		0.0	0.0	0.0	0.0	0.0	0.0	0.0	0.0	0.0	0.0	0.0	0.0	0.0	0.0	0.0	0.0	0.0	0.0	0.0	0.0
17		0.0	0.0	0.0	0.0	0.0	0.0	0.0	0.0	0.0	0.0	0.0	0.0	0.0	0.0	0.0	0.0	0.0	0.0	0.0	0.0
18		0.0	0.0	0.0	0.0	0.0	0.0	0.0	0.0	0.0	0.0	0.0	0.0	0.0	0.0	0.0	0.0	0.0	0.0	0.0	0.0
19		0.0	0.0	0.0	0.0	0.0	0.0	0.0	0.0	0.0	0.0	0.0	0.0	0.0	0.0	0.0	0.0	0.0	0.0	0.0	0.0
20		0.0	0.0	0.0	0.0	0.0	0.0	0.0	0.0	0.0	0.0	0.0	0.0	0.0	0.0	0.0	0.0	0.0	0.0	0.0	0.0
21		0.0	0.0	0.0	0.0	0.0	0.0	0.0	0.0	0.0	0.0	0.0	0.0	0.0	0.0	0.0	0.0	0.0	0.0	0.0	0.0
22		0.0	0.0	0.0	0.0	0.0	0.0	0.0	0.0	0.0	0.0	0.0	0.0	0.0	0.0	0.0	0.0	0.0	0.0	0.0	0.0
23		0.0	0.0	0.0	0.0	0.0	0.0	0.0	0.0	0.0	0.0	0.0	0.0	0.0	0.0	0.0	0.0	0.0	0.0	0.0	0.0
24		0.0	0.0	0.0	0.0	0.0	0.0	0.0	0.0	0.0	0.0	0.0	0.0	0.0	0.0	0.0	0.0	0.0	0.0	0.0	0.0
25		0.0	0.0	0.0	0.0	0.0	0.0	0.0	0.0	0.0	0.0	0.0	0.0	0.0	0.0	0.0	0.0	0.0	0.0	0.0	0.0
26		0.0	0.0	0.0	0.0	0.0	0.0	0.0	0.0	0.0	0.0	0.0	0.0	0.0	0.0	0.0	0.0	0.0	0.0	0.0	0.0
27		0.0	0.0	0.0	0.0	0.0	0.0	0.0	0.0	0.1	0.0	0.0	0.0	0.0	0.0	0.0	0.0	0.0	0.0	0.0	0.0
28		0.0	0.0	0.0	0.0	0.0	0.0	0.0	0.0	0.0	0.0	0.0	0.0	0.0	0.0	0.0	0.0	0.0	0.0	0.0	0.0
29		0.0	0.0	0.0	0.0	0.0	0.0	0.0	0.0	0.0	0.0	0.0	0.0	0.0	0.0	0.0	0.0	0.0	0.0	0.0	0.0

```
   30  *   0.0   0.0   0.0   0.0   0.0   0.0   0.0   0.0   0.0   0.0   0.0   0.0   0.0   0.0   0.0   0.0   0.0   0.0   0.0   0.0
   31  *   0.0   0.0   0.0   0.0   0.0   0.0   0.0   0.0   0.0   0.0   0.0   0.0   0.0   0.0   0.0   0.0   0.0   0.0   0.0   0.0
   32  *   0.0   0.0   0.0   0.0   0.0   0.0   0.0   0.0   0.0   0.0   0.0   0.0   0.0   0.0   0.0   0.0   0.0   0.0   0.0   0.0
   33  *   0.0   0.0   0.0   0.0   0.0   0.0   0.0   0.0   0.0   0.0   0.0   0.0   0.0   0.0   0.0   0.0   0.0   0.0   0.0   0.0
   34  *   0.0   0.0   0.0   0.0   0.0   0.0   0.0   0.0   0.0   0.0   0.0   0.0   0.0   0.0   0.0   0.0   0.0   0.0   0.0   0.0
   35  *   0.0   0.0   0.0   0.0   0.0   0.0   0.0   0.0   0.0   0.0   0.0   0.0   0.0   0.0   0.0   0.0   0.0   0.0   0.0   0.0
   36  *   0.0   0.0   0.0   0.0   0.0   0.0   0.0   0.0   0.0   0.0   0.0   0.0   0.0   0.0   0.0   0.0   0.0   0.0   0.0   0.0
   37  *   0.0   0.0   0.0   0.0   0.0   0.0   0.0   0.0   0.0   0.0   0.0   0.0   0.0   0.0   0.0   0.0   0.0   0.0   0.0   0.0
   38  *   0.0   0.0   0.0   0.0   0.0   0.0   0.0   0.0   0.0   0.0   0.0   0.0   0.0   0.0   0.0   0.0   0.0   0.0   0.0   0.0
   39  *   0.0   0.0   0.0   0.0   0.0   0.0   0.0   0.0   0.0   0.0   0.0   0.0   0.0   0.0   0.0   0.0   0.0   0.0   0.0   0.0
   40  *   0.0   0.0   0.0   0.0   0.0   0.0   0.0   0.0   0.0   0.0   0.0   0.0   0.0   0.0   0.0   0.0   0.0   0.0   0.0   0.0
   41  *   0.0   0.0   0.0   0.0   0.0   0.0   0.0   0.0   0.0   0.0   0.0   0.0   0.0   0.0   0.0   0.0   0.0   0.0   0.0   0.0
   42  *   0.0   0.0   0.0   0.0   0.0   0.0   0.0   0.0   0.0   0.0   0.0   0.0   0.0   0.0   0.0   0.0   0.0   0.0   0.0   0.0
   43  *   0.0   0.0   0.0   0.0   0.0   0.0   0.0   0.0   0.0   0.0   0.0   0.0   0.0   0.0   0.0   0.0   0.0   0.0   0.0   0.0
   44  *   0.0   0.0   0.0   0.0   0.0   0.0   0.0   0.0   0.0   0.0   0.0   0.0   0.0   0.0   0.0   0.0   0.0   0.0   0.0   0.0
   45  *   0.0   0.0   0.0   0.0   0.0   0.0   0.0   0.0   0.0   0.0   0.0   0.0   0.0   0.0   0.0   0.0   0.0   0.0   0.0   0.0
                                                                                                                          PAGE  9
   JOB: SR101L&27thAveTI (2040 Build)                        RUN: 2040 Build 27th Ave TI PM

       *    CO/LINK  (PPM)
       *    ANGLE (DEGREES)
       *  REC1  REC2  REC3  REC4  REC5  REC6  REC7  REC8  REC9  REC10 REC11 REC12 REC13 REC14 REC15 REC16 REC17 REC18 REC19 REC20
LINK # *  0  0     0     0     0     0     0     0     70   0      0     0     0     0     0     0     0     0     0     0
-------*-----------------------------------------------------------------------------------------------------------------------
   46  *   0.0   0.0   0.0   0.0   0.0   0.0   0.0   0.0   0.0   0.0   0.0   0.0   0.0   0.0   0.0   0.0   0.0   0.0   0.0   0.0
   47  *   0.0   0.0   0.0   0.0   0.0   0.0   0.0   0.0   0.0   0.0   0.0   0.0   0.0   0.0   0.0   0.0   0.0   0.0   0.0   0.0
   48  *   0.0   0.0   0.0   0.0   0.0   0.0   0.0   0.0   0.0   0.0   0.0   0.0   0.0   0.0   0.0   0.0   0.0   0.0   0.0   0.0
                                                                                                                          PAGE 10
   JOB: SR101L&27thAveTI (2040 Build)                        RUN: 2040 Build 27th Ave TI PM

   DATE :  8/27/21
   TIME : 10: 1:59


   RECEPTOR - LINK MATRIX FOR THE ANGLE PRODUCING
   THE MAXIMUM CONCENTRATION FOR EACH RECEPTOR

       *    CO/LINK  (PPM)
       *    ANGLE (DEGREES)
       *  REC21 REC22 REC23 REC24 REC25 REC26 REC27 REC28 REC29 REC30 REC31 REC32 REC33 REC34 REC35 REC36 REC37 REC38 REC39 REC40
LINK # *  0  0     0     0     0     0     0     0     0     0     0     0     0     0     0     0     0     0     0     0
-------*-----------------------------------------------------------------------------------------------------------------------
    1  *   0.0   0.0   0.0   0.0   0.0   0.0   0.0   0.0   0.0   0.0   0.0   0.0   0.0   0.0   0.0   0.0   0.0   0.0   0.0   0.0
    2  *   0.0   0.0   0.0   0.0   0.0   0.0   0.0   0.0   0.0   0.0   0.0   0.0   0.0   0.0   0.0   0.0   0.0   0.0   0.0   0.0
    3  *   0.0   0.0   0.0   0.0   0.0   0.0   0.0   0.0   0.0   0.0   0.0   0.0   0.0   0.0   0.0   0.0   0.0   0.0   0.0   0.0
    4  *   0.0   0.0   0.0   0.0   0.0   0.0   0.0   0.0   0.0   0.0   0.0   0.0   0.0   0.0   0.0   0.0   0.0   0.0   0.0   0.0
    5  *   0.0   0.0   0.0   0.0   0.0   0.0   0.0   0.0   0.0   0.0   0.0   0.0   0.0   0.0   0.0   0.0   0.0   0.0   0.0   0.0
```

6	*	0.0	0.0	0.0	0.0	0.0	0.0	0.0	0.0	0.0	0.0	0.0	0.0	0.0	0.0	0.0	0.0	0.0	0.0	0.0	0.0
7	*	0.0	0.0	0.0	0.0	0.0	0.0	0.0	0.0	0.0	0.0	0.0	0.0	0.0	0.0	0.0	0.0	0.0	0.0	0.0	0.0
8	*	0.0	0.0	0.0	0.0	0.0	0.0	0.0	0.0	0.0	0.0	0.0	0.0	0.0	0.0	0.0	0.0	0.0	0.0	0.0	0.0
9	*	0.0	0.0	0.0	0.0	0.0	0.0	0.0	0.0	0.0	0.0	0.0	0.0	0.0	0.0	0.0	0.0	0.0	0.0	0.0	0.0
10	*	0.0	0.0	0.0	0.0	0.0	0.0	0.0	0.0	0.0	0.0	0.0	0.0	0.0	0.0	0.0	0.0	0.0	0.0	0.0	0.0
11	*	0.0	0.0	0.0	0.0	0.0	0.0	0.0	0.0	0.0	0.0	0.0	0.0	0.0	0.0	0.0	0.0	0.0	0.0	0.0	0.0
12	*	0.0	0.0	0.0	0.0	0.0	0.0	0.0	0.0	0.0	0.0	0.0	0.0	0.0	0.0	0.0	0.0	0.0	0.0	0.0	0.0
13	*	0.0	0.0	0.0	0.0	0.0	0.0	0.0	0.0	0.0	0.0	0.0	0.0	0.0	0.0	0.0	0.0	0.0	0.0	0.0	0.0
14	*	0.0	0.0	0.0	0.0	0.0	0.0	0.0	0.0	0.0	0.0	0.0	0.0	0.0	0.0	0.0	0.0	0.0	0.0	0.0	0.0
15	*	0.0	0.0	0.0	0.0	0.0	0.0	0.0	0.0	0.0	0.0	0.0	0.0	0.0	0.0	0.0	0.0	0.0	0.0	0.0	0.0
16	*	0.0	0.0	0.0	0.0	0.0	0.0	0.0	0.0	0.0	0.0	0.0	0.0	0.0	0.0	0.0	0.0	0.0	0.0	0.0	0.0
17	*	0.0	0.0	0.0	0.0	0.0	0.0	0.0	0.0	0.0	0.0	0.0	0.0	0.0	0.0	0.0	0.0	0.0	0.0	0.0	0.0
18	*	0.0	0.0	0.0	0.0	0.0	0.0	0.0	0.0	0.0	0.0	0.0	0.0	0.0	0.0	0.0	0.0	0.0	0.0	0.0	0.0
19	*	0.0	0.0	0.0	0.0	0.0	0.0	0.0	0.0	0.0	0.0	0.0	0.0	0.0	0.0	0.0	0.0	0.0	0.0	0.0	0.0
20	*	0.0	0.0	0.0	0.0	0.0	0.0	0.0	0.0	0.0	0.0	0.0	0.0	0.0	0.0	0.0	0.0	0.0	0.0	0.0	0.0
21	*	0.0	0.0	0.0	0.0	0.0	0.0	0.0	0.0	0.0	0.0	0.0	0.0	0.0	0.0	0.0	0.0	0.0	0.0	0.0	0.0
22	*	0.0	0.0	0.0	0.0	0.0	0.0	0.0	0.0	0.0	0.0	0.0	0.0	0.0	0.0	0.0	0.0	0.0	0.0	0.0	0.0
23	*	0.0	0.0	0.0	0.0	0.0	0.0	0.0	0.0	0.0	0.0	0.0	0.0	0.0	0.0	0.0	0.0	0.0	0.0	0.0	0.0
24	*	0.0	0.0	0.0	0.0	0.0	0.0	0.0	0.0	0.0	0.0	0.0	0.0	0.0	0.0	0.0	0.0	0.0	0.0	0.0	0.0
25	*	0.0	0.0	0.0	0.0	0.0	0.0	0.0	0.0	0.0	0.0	0.0	0.0	0.0	0.0	0.0	0.0	0.0	0.0	0.0	0.0
26	*	0.0	0.0	0.0	0.0	0.0	0.0	0.0	0.0	0.0	0.0	0.0	0.0	0.0	0.0	0.0	0.0	0.0	0.0	0.0	0.0
27	*	0.0	0.0	0.0	0.0	0.0	0.0	0.0	0.0	0.0	0.0	0.0	0.0	0.0	0.0	0.0	0.0	0.0	0.0	0.0	0.0
28	*	0.0	0.0	0.0	0.0	0.0	0.0	0.0	0.0	0.0	0.0	0.0	0.0	0.0	0.0	0.0	0.0	0.0	0.0	0.0	0.0
29	*	0.0	0.0	0.0	0.0	0.0	0.0	0.0	0.0	0.0	0.0	0.0	0.0	0.0	0.0	0.0	0.0	0.0	0.0	0.0	0.0
30	*	0.0	0.0	0.0	0.0	0.0	0.0	0.0	0.0	0.0	0.0	0.0	0.0	0.0	0.0	0.0	0.0	0.0	0.0	0.0	0.0
31	*	0.0	0.0	0.0	0.0	0.0	0.0	0.0	0.0	0.0	0.0	0.0	0.0	0.0	0.0	0.0	0.0	0.0	0.0	0.0	0.0
32	*	0.0	0.0	0.0	0.0	0.0	0.0	0.0	0.0	0.0	0.0	0.0	0.0	0.0	0.0	0.0	0.0	0.0	0.0	0.0	0.0
33	*	0.0	0.0	0.0	0.0	0.0	0.0	0.0	0.0	0.0	0.0	0.0	0.0	0.0	0.0	0.0	0.0	0.0	0.0	0.0	0.0
34	*	0.0	0.0	0.0	0.0	0.0	0.0	0.0	0.0	0.0	0.0	0.0	0.0	0.0	0.0	0.0	0.0	0.0	0.0	0.0	0.0
35	*	0.0	0.0	0.0	0.0	0.0	0.0	0.0	0.0	0.0	0.0	0.0	0.0	0.0	0.0	0.0	0.0	0.0	0.0	0.0	0.0
36	*	0.0	0.0	0.0	0.0	0.0	0.0	0.0	0.0	0.0	0.0	0.0	0.0	0.0	0.0	0.0	0.0	0.0	0.0	0.0	0.0
37	*	0.0	0.0	0.0	0.0	0.0	0.0	0.0	0.0	0.0	0.0	0.0	0.0	0.0	0.0	0.0	0.0	0.0	0.0	0.0	0.0
38	*	0.0	0.0	0.0	0.0	0.0	0.0	0.0	0.0	0.0	0.0	0.0	0.0	0.0	0.0	0.0	0.0	0.0	0.0	0.0	0.0
39	*	0.0	0.0	0.0	0.0	0.0	0.0	0.0	0.0	0.0	0.0	0.0	0.0	0.0	0.0	0.0	0.0	0.0	0.0	0.0	0.0
40	*	0.0	0.0	0.0	0.0	0.0	0.0	0.0	0.0	0.0	0.0	0.0	0.0	0.0	0.0	0.0	0.0	0.0	0.0	0.0	0.0
41	*	0.0	0.0	0.0	0.0	0.0	0.0	0.0	0.0	0.0	0.0	0.0	0.0	0.0	0.0	0.0	0.0	0.0	0.0	0.0	0.0
42	*	0.0	0.0	0.0	0.0	0.0	0.0	0.0	0.0	0.0	0.0	0.0	0.0	0.0	0.0	0.0	0.0	0.0	0.0	0.0	0.0
43	*	0.0	0.0	0.0	0.0	0.0	0.0	0.0	0.0	0.0	0.0	0.0	0.0	0.0	0.0	0.0	0.0	0.0	0.0	0.0	0.0
44	*	0.0	0.0	0.0	0.0	0.0	0.0	0.0	0.0	0.0	0.0	0.0	0.0	0.0	0.0	0.0	0.0	0.0	0.0	0.0	0.0
45	*	0.0	0.0	0.0	0.0	0.0	0.0	0.0	0.0	0.0	0.0	0.0	0.0	0.0	0.0	0.0	0.0	0.0	0.0	0.0	0.0

PAGE 11

JOB: SR101L&27thAveTI (2040 Build) RUN: 2040 Build 27th Ave TI PM

	*	CO/LINK (PPM)																			
	*	ANGLE (DEGREES)																			
	*	REC21	REC22	REC23	REC24	REC25	REC26	REC27	REC28	REC29	REC30	REC31	REC32	REC33	REC34	REC35	REC36	REC37	REC38	REC39	REC40
LINK #	*	0 0	0	0	0	0	0	0	0	0	0	0	0	0	0	0	0	0	0	0	

```
-------*-------------------------------------------------------------------------------------------------------------------------------
   46  *   0.0   0.0   0.0   0.0   0.0   0.0   0.0   0.0   0.0   0.0   0.0   0.0   0.0   0.0   0.0   0.0   0.0   0.0   0.0   0.0
   47  *   0.0   0.0   0.0   0.0   0.0   0.0   0.0   0.0   0.0   0.0   0.0   0.0   0.0   0.0   0.0   0.0   0.0   0.0   0.0   0.0
   48  *   0.0   0.0   0.0   0.0   0.0   0.0   0.0   0.0   0.0   0.0   0.0   0.0   0.0   0.0   0.0   0.0   0.0   0.0   0.0   0.0
                                                                                                                          PAGE 12
   JOB: SR101L&27thAveTI (2040 Build)                        RUN: 2040 Build 27th Ave TI PM

   DATE :  8/27/21
   TIME : 10: 1:59


   RECEPTOR - LINK MATRIX FOR THE ANGLE PRODUCING
   THE MAXIMUM CONCENTRATION FOR EACH RECEPTOR

       *    CO/LINK  (PPM)
       *    ANGLE (DEGREES)
       *  REC41
LINK # *     0
-------*------
    1  *   0.0
    2  *   0.0
    3  *   0.0
    4  *   0.0
    5  *   0.0
    6  *   0.0
    7  *   0.0
    8  *   0.0
    9  *   0.0
   10  *   0.0
   11  *   0.0
   12  *   0.0
   13  *   0.0
   14  *   0.0
   15  *   0.0
   16  *   0.0
   17  *   0.0
   18  *   0.0
   19  *   0.0
   20  *   0.0
   21  *   0.0
   22  *   0.0
   23  *   0.0
   24  *   0.0
   25  *   0.0
   26  *   0.0
   27  *   0.0
   28  *   0.0
```

```
   29  *   0.0
   30  *   0.0
   31  *   0.0
   32  *   0.0
   33  *   0.0
   34  *   0.0
   35  *   0.0
   36  *   0.0
   37  *   0.0
   38  *   0.0
   39  *   0.0
   40  *   0.0
   41  *   0.0
   42  *   0.0
   43  *   0.0
   44  *   0.0
   45  *   0.0
                                                                                                PAGE 13
   JOB: SR101L&27thAveTI (2040 Build)                        RUN: 2040 Build 27th Ave TI PM

       *    CO/LINK  (PPM)
       *    ANGLE (DEGREES)
       *  REC41
LINK # *     0
-------*------
   46  *   0.0
   47  *   0.0
   48  *   0.0
```

CAL3QHC: LINE SOURCE DISPERSION MODEL - VERSION 2.0 Dated 95221 PAGE 1

JOB: SR101L&27thAveTI (2040 Build) RUN: 2040 Build 27th Ave TI PM

DATE : 8/27/21
TIME : 10: 2:18

The MODE flag has been set to C for calculating CO averages.

SITE & METEOROLOGICAL VARIABLES

VS = 0.0 CM/S VD = 0.0 CM/S Z0 = 108. CM
U = 1.0 M/S CLAS = 4 (D) ATIM = 60. MINUTES MIXH = 1000. M AMB = 0.0 PPM

LINK VARIABLES

LINK DESCRIPTION	LINK COORDINATES (FT) X1	Y1	X2	Y2	LENGTH (FT)	BRG (DEG)	TYPE	VPH	EF (G/MI)	H (FT)	W (FT)	V/C	QUEUE (VEH)
1. 1_SR101_EB_ML_S1	637440.3	971029.7	638442.6	971027.9	1002.	90.	DP	4271.	0.3	-10.0	80.0		
2. 2_SR101_EB_ML_S2	638442.6	971027.9	630131.2	971022.2	8311.	270.	DP	4271.	0.6	-20.0	80.0		
3. 3_SR101_WB_ML_S1	638443.7	971098.7	637440.1	971099.6	1004.	270.	DP	5478.	1.1	-10.0	80.0		
4. 4_SR101_WB_ML_S2	640134.8	971092.9	638443.7	971098.7	1691.	270.	DP	5478.	0.5	-20.0	80.0		
5. 5_EB_frontage_road_S	637423.5	970820.2	638660.7	970758.0	1239.	93.	AG	479.	0.9	0.0	44.0		
6. 6_EB_27th_Ave_offram	637443.3	970904.3	638661.0	970779.7	1224.	96.	AG	811.	0.6	0.0	32.0		
7. 7_EB_frontage_road_S	638660.8	970769.4	639067.9	970743.6	408.	94.	AG	1290.	0.6	0.0	68.0		
8. 8_EB_27th_Ave_offram	638978.2	970722.1	639034.0	970679.3	70.	127.	AG	329.	0.6	0.0	32.0		
9. 9_Ramp_ES/EN	637442.2	970938.9	638795.2	970904.7	1353.	91.	FL	2594.	0.7	10.0	44.0		
10. 10_Ramp_ES_S1	638794.7	970892.5	639304.3	970832.8	513.	97.	BR	899.	1.5	20.0	44.0		
11. 11_Ramp_ES_S2	639304.3	970832.8	639705.4	970619.2	454.	118.	BR	899.	0.8	30.0	44.0		
12. 12_Ramp_ES_S3	639705.4	970619.2	639935.2	970203.8	475.	151.	BR	899.	0.8	25.0	44.0		
13. 13_Ramp_EN_S1	638794.9	970913.6	639565.3	970896.3	771.	91.	BR	1695.	0.9	30.0	32.0		
14. 14_Ramp_EN_S2	639565.3	970896.3	639947.8	970953.8	387.	81.	BR	1695.	0.9	30.0	32.0		
15. 15_27th_Ave_NB_onram	639119.2	970672.2	639178.9	970724.4	79.	49.	AG	342.	0.6	0.0	32.0		
16. 16_EB_frontage_road_	639066.2	970741.8	639597.9	970713.2	532.	93.	AG	1707.	0.6	0.0	56.0		
17. 17_EB_frontage_road_	639597.9	970713.2	640023.7	970750.5	427.	85.	AG	1707.	0.6	0.0	56.0		
18. 18_Ramp_NW_S1	640060.3	971234.1	639717.6	971359.4	365.	290.	BR	962.	0.8	25.0	44.0		
19. 19_Ramp_NW_S2	639717.6	971359.4	639320.2	971327.1	399.	265.	BR	962.	0.5	20.0	44.0		
20. 20_Ramp_NW_S3	639320.2	971327.1	638730.5	971227.6	598.	260.	BR	962.	0.2	20.0	44.0		
21. 21a_Ramp_NW_S4	638729.0	971234.7	638226.7	971189.5	504.	265.	FL	2560.	0.4	10.0	44.0		
22. 21b_Ramp_NW_S4	638226.7	971189.5	637444.4	971170.5	783.	269.	FL	2560.	0.4	10.0	44.0		
23. 22_Ramp_SW_S1	640052.4	971989.1	639817.5	971588.5	464.	210.	BR	1598.	0.4	20.0	32.0		
24. 23_Ramp_SW_S2	639817.5	971588.5	639311.0	971361.4	555.	246.	BR	1598.	0.4	20.0	32.0		
25. 24_Ramp_SW_S3	639311.0	971361.4	638726.1	971248.9	596.	259.	BR	1598.	0.3	20.0	32.0		
26. 25_WB_frontage_road_	640020.0	971464.2	639549.7	971458.1	470.	269.	AG	1601.	0.7	0.0	56.0		
27. 26_WB_frontage_road_	639549.7	971458.1	639075.2	971414.9	476.	265.	AG	1601.	0.6	0.0	56.0		
28. 27_WB_27th_Ave_FR_RT	639198.7	971444.5	639122.4	971513.6	103.	312.	AG	546.	0.6	0.0	32.0		

```
29. 28_WB_27th_Ave_onram* 639025.6  971471.1  638976.4  971416.7 *      73.   222. AG     78.   0.6   0.0 32.0
30. 29_WB_frontage_road_* 639073.9  971414.9  638583.8  971359.1 *     493.   264. AG   1525.   0.6   0.0 56.0
31. 30_WB_frontage_road_* 638581.7  971370.2  637449.5  971281.4 *    1136.   266. AG    540.   0.9   0.0 44.0
32. 31_WB_27th_Ave_onram* 638586.6  971344.8  637443.3  971193.3 *    1153.   262. AG    918.   0.7   0.0 44.0
33. 32_SB 27th Ave S1   * 639026.8  972069.6  639046.2  971428.2 *     642.   178. AG    786.   0.6   0.0 68.0
34. 33_SB 27th Ave S2   * 639046.2  971428.2  639044.2  970722.6 *     706.   180. BR    980.   0.6   0.0 56.0
35. 34_SB 27th Ave S3   * 639044.2  970722.6  639040.4  970160.7 *     562.   180. AG    819.   0.6   0.0 56.0
36. 35_SB 27th_Ave_LT_to* 639064.7  970792.0  639145.3  970726.3 *     104.   129. AG    489.   0.6   0.0 32.0
37. 36_NB_27th_Ave_S1   * 639098.4  970162.8  639092.7  970721.9 *     559.   359. AG   1023.   0.7   0.0 68.0
38. 37_NB_27th_Ave_S2   * 639092.7  970721.9  639099.2  971427.4 *     706.     1. BR    826.   0.6   0.0 56.0
39. 38_NB_27th_Ave_S3   * 639099.2  971427.4  639099.9  972066.7 *     639.     0. AG    709.   0.6   0.0 44.0
40. 39_NB_27th_Ave_LT_to* 639077.0  971356.5  638998.9  971418.2 *     100.   308. AG    663.   0.6   0.0 32.0
41. 40_SB_27th_Ave_Queue* 639043.8  971467.7  639042.6  971776.9 *     309.   360. AG      8. 100.0   0.0 48.0 1.09  15.7
42. 41T_SB_27th_Ave_Brid* 639054.2  970792.8  639053.8  970855.8 *      63.   360. BR      2. 100.0   0.0 24.0 0.27   3.2
43. 41L_SB_27th_Ave_Brid* 639067.1  970792.8  639065.8  970972.0 *     179.   360. BR      1. 100.0   0.0 12.0 0.81   9.1
44. 42_EB_27th_Ave_offra* 639008.4  970736.9  638894.4  970747.6 *     114.   275. AG      6. 100.0   0.0 48.0 0.52   5.8
                                                                                                          PAGE  2
JOB: SR101L&27thAveTI (2040 Build)                        RUN: 2040 Build 27th Ave TI PM

DATE :  8/27/21
TIME : 10: 2:18

 LINK VARIABLES
 --------------
   LINK DESCRIPTION     *         LINK COORDINATES (FT)          *    LENGTH  BRG TYPE   VPH    EF      H   W    V/C QUEUE
                        *   X1        Y1        X2        Y2     *     (FT)  (DEG)            (G/MI)  (FT) (FT)       (VEH)
------------------------*----------------------------------------*-------------------------------------------------------
45. 43_NB_27th_Ave_Queue* 639100.3  970668.7  639098.4  969863.6 *     805.   180. AG      8. 100.0   0.0 48.0 1.32  40.9
46. 44T_NB_27th_Ave_Brid* 639099.4  971357.1  639099.4  971339.0 *      18.   180. BR      2. 100.0   0.0 24.0 0.08   0.9
47. 44L_NB_27th_Ave_Brid* 639079.3  971357.1  639080.7  971131.5 *     226.   180. BR      1. 100.0   0.0 12.0 0.90  11.5
48. 45_WB_27th_Ave_FR_Qu* 639130.7  971417.8  639382.1  971442.4 *     253.    84. AG      5. 100.0   0.0 36.0 0.97  12.8
                                                                                                          PAGE  3
JOB: SR101L&27thAveTI (2040 Build)                        RUN: 2040 Build 27th Ave TI PM

DATE :  8/27/21
TIME : 10: 2:18

 ADDITIONAL QUEUE LINK PARAMETERS
 --------------------------------
   LINK DESCRIPTION     *    CYCLE    RED     CLEARANCE  APPROACH  SATURATION   IDLE   SIGNAL   ARRIVAL
                        *    LENGTH   TIME    LOST TIME    VOL     FLOW RATE   EM FAC   TYPE     RATE
                        *     (SEC)   (SEC)    (SEC)      (VPH)      (VPH)    (gm/hr)
------------------------*-------------------------------- --------- --------------------- ----------------
41. 40_SB_27th_Ave_Queue*     111       92       5.0       786       1670       0.92      2        3
42. 41T_SB_27th_Ave_Brid*     112       47       5.0       491       1780       0.92      2        3
43. 41L_SB_27th_Ave_Brid*     112       67       5.0       489       1781       0.92      2        3
44. 42_EB_27th_Ave_offra*     112       65       5.0      1290       1736       0.92      2        3
```

```
 45. 43_NB_27th_Ave_Queue*     112       92       5.0      1023       1670       0.92      2         3
 46. 44T_NB_27th_Ave_Brid*     111       41       5.0       163       1780       0.92      2         3
 47. 44L_NB_27th_Ave_Brid*     111       58       5.0       663       1781       0.92      2         3
 48. 45_WB_27th_Ave_FR_Qu*     111       68       5.0      1601       1699       0.92      2         3

  RECEPTOR LOCATIONS
  ------------------
                          *           COORDINATES (FT)          *
    RECEPTOR              *      X          Y          Z        *
--------------------------*-------------------------------------*
 1. R42                   *    638996.8   970188.8        5.9   *
 2. R43                   *    638998.1   970270.8        5.9   *
 3. R44                   *    638999.3   970352.8        5.9   *
 4. R45                   *    639000.6   970434.7        5.9   *
 5. R46                   *    639001.9   970516.7        5.9   *
 6. R47                   *    639003.1   970598.7        5.9   *
 7. R48                   *    639004.5   970683.7        5.9   *
 8. R49                   *    639012.5   970776.6        5.9   *
 9. R50                   *    638922.6   970685.9        5.9   *
10. R51                   *    638847.3   970690.3        5.9   *
11. R52                   *    638765.4   970694.9        5.9   *
12. R53                   *    638683.6   970699.7        5.9   *
13. R54                   *    638601.7   970704.5        5.9   *
14. R55                   *    638519.9   970709.2        5.9   *
15. R56                   *    638438.0   970713.9        5.9   *
16. R57                   *    638356.2   970718.6        5.9   *
17. R58                   *    638274.3   970723.3        5.9   *
18. R59                   *    638192.4   970728.0        5.9   *
19. R60                   *    638110.5   970732.9        5.9   *
20. R61                   *    638028.7   970737.5        5.9   *
21. R62                   *    637946.8   970742.3        5.9   *
22. R63                   *    637864.9   970747.0        5.9   *
23. R64                   *    637783.1   970751.7        5.9   *
24. R65                   *    637701.2   970756.4        5.9   *
25. R66                   *    639008.5   972029.6        5.9   *
26. R67                   *    639007.2   971947.7        5.9   *
27. R68                   *    639006.0   971865.7        5.9   *
28. R69                   *    639004.7   971783.7        5.9   *
29. R70                   *    639004.9   971701.7        5.9   *
30. R71                   *    639007.8   971619.7        5.9   *
31. R72                   *    639008.0   971537.7        5.9   *
32. R73                   *    639004.6   971455.8        5.9   *
33. R74                   *    639014.0   971380.7        5.9   *
34. R75                   *    638926.4   971530.3        5.9   *
35. R76                   *    638844.6   971522.9        5.9   *
36. R77                   *    638763.0   971515.4        5.9   *
37. R78                   *    638681.3   971508.1        5.9   *
```

JOB: SR101L&27thAveTI (2040 Build) RUN: 2040 Build 27th Ave TI PM

DATE : 8/27/21
TIME : 10: 2:18

RECEPTOR LOCATIONS

RECEPTOR	COORDINATES (FT) X	Y	Z
38. R79	638599.7	971500.7	5.9
39. R80	638518.0	971493.2	5.9
40. R81	638436.3	971485.8	5.9
41. R82	638354.6	971478.4	5.9
42. R83	638273.0	971471.0	5.9
43. R84	638191.3	971463.6	5.9
44. R85	638109.6	971456.2	5.9
45. R86	638028.0	971448.7	5.9
46. R87	637946.3	971441.2	5.9
47. R88	637864.7	971433.8	5.9
48. R89	637783.0	971426.5	5.9
49. R90	637701.3	971419.0	5.9

JOB: SR101L&27thAveTI (2040 Build) RUN: 2040 Build 27th Ave TI PM

MODEL RESULTS

REMARKS : In search of the angle corresponding to the maximum concentration, only the first angle, of the angles with same maximum concentrations, is indicated as maximum.

WIND ANGLE RANGE: 0.-360.

WIND ANGLE (DEGR)	CONCENTRATION (PPM) REC1	REC2	REC3	REC4	REC5	REC6	REC7	REC8	REC9	REC10	REC11	REC12	REC13	REC14	REC15	REC16	REC17	REC18	REC19	REC20
0.	0.0	0.0	0.0	0.0	0.0	0.0	0.0	0.0	0.0	0.0	0.0	0.0	0.0	0.0	0.0	0.0	0.0	0.0	0.0	0.0
10.	0.0	0.0	0.0	0.0	0.0	0.0	0.0	0.0	0.0	0.0	0.0	0.0	0.0	0.0	0.0	0.0	0.0	0.0	0.0	0.0
20.	0.0	0.0	0.0	0.0	0.0	0.0	0.0	0.0	0.0	0.0	0.0	0.0	0.0	0.0	0.0	0.0	0.0	0.0	0.0	0.0
30.	0.0	0.0	0.0	0.0	0.0	0.0	0.0	0.0	0.0	0.0	0.0	0.0	0.0	0.0	0.0	0.0	0.0	0.0	0.0	0.0
40.	0.0	0.0	0.0	0.0	0.0	0.0	0.0	0.0	0.0	0.0	0.0	0.0	0.0	0.0	0.0	0.0	0.0	0.0	0.0	0.0
50.	0.0	0.0	0.0	0.0	0.0	0.0	0.0	0.0	0.0	0.0	0.0	0.0	0.0	0.0	0.0	0.0	0.0	0.0	0.0	0.0

60.	*	0.0	0.0	0.0	0.0	0.0	0.0	0.0	0.0	0.0	0.0	0.0	0.0	0.0	0.0	0.0	0.0	0.0	0.0	0.0	0.0
70.	*	0.0	0.0	0.0	0.0	0.0	0.0	0.0	0.0	0.0	0.0	0.0	0.0	0.0	0.0	0.0	0.0	0.0	0.0	0.0	0.0
80.	*	0.0	0.0	0.0	0.0	0.0	0.0	0.0	0.0	0.0	0.0	0.0	0.0	0.0	0.0	0.0	0.0	0.0	0.0	0.0	0.0
90.	*	0.0	0.0	0.0	0.0	0.0	0.0	0.0	0.0	0.0	0.0	0.0	0.0	0.0	0.0	0.0	0.0	0.0	0.0	0.0	0.0
100.	*	0.0	0.0	0.0	0.0	0.0	0.0	0.0	0.0	0.0	0.0	0.0	0.0	0.0	0.0	0.0	0.0	0.0	0.0	0.0	0.0
110.	*	0.0	0.0	0.0	0.0	0.0	0.0	0.0	0.0	0.0	0.0	0.0	0.0	0.0	0.0	0.0	0.0	0.0	0.0	0.0	0.0
120.	*	0.0	0.0	0.0	0.0	0.0	0.0	0.0	0.0	0.0	0.0	0.0	0.0	0.0	0.0	0.0	0.0	0.0	0.0	0.0	0.0
130.	*	0.0	0.0	0.0	0.0	0.0	0.0	0.0	0.0	0.0	0.0	0.0	0.0	0.0	0.0	0.0	0.0	0.0	0.0	0.0	0.0
140.	*	0.0	0.0	0.0	0.0	0.0	0.0	0.0	0.0	0.0	0.0	0.0	0.0	0.0	0.0	0.0	0.0	0.0	0.0	0.0	0.0
150.	*	0.0	0.0	0.0	0.0	0.0	0.0	0.0	0.0	0.0	0.0	0.0	0.0	0.0	0.0	0.0	0.0	0.0	0.0	0.0	0.0
160.	*	0.0	0.0	0.0	0.0	0.0	0.0	0.0	0.0	0.0	0.0	0.0	0.0	0.0	0.0	0.0	0.0	0.0	0.0	0.0	0.0
170.	*	0.0	0.0	0.0	0.0	0.0	0.0	0.0	0.0	0.0	0.0	0.0	0.0	0.0	0.0	0.0	0.0	0.0	0.0	0.0	0.0
180.	*	0.0	0.0	0.0	0.0	0.0	0.0	0.0	0.0	0.0	0.0	0.0	0.0	0.0	0.0	0.0	0.0	0.0	0.0	0.0	0.0
190.	*	0.0	0.0	0.0	0.0	0.0	0.0	0.0	0.0	0.0	0.0	0.0	0.0	0.0	0.0	0.0	0.0	0.0	0.0	0.0	0.0
200.	*	0.0	0.0	0.0	0.0	0.0	0.0	0.0	0.0	0.0	0.0	0.0	0.0	0.0	0.0	0.0	0.0	0.0	0.0	0.0	0.0
210.	*	0.0	0.0	0.0	0.0	0.0	0.0	0.0	0.0	0.0	0.0	0.0	0.0	0.0	0.0	0.0	0.0	0.0	0.0	0.0	0.0
220.	*	0.0	0.0	0.0	0.0	0.0	0.0	0.0	0.0	0.0	0.0	0.0	0.0	0.0	0.0	0.0	0.0	0.0	0.0	0.0	0.0
230.	*	0.0	0.0	0.0	0.0	0.0	0.0	0.0	0.0	0.0	0.0	0.0	0.0	0.0	0.0	0.0	0.0	0.0	0.0	0.0	0.0
240.	*	0.0	0.0	0.0	0.0	0.0	0.0	0.0	0.0	0.0	0.0	0.0	0.0	0.0	0.0	0.0	0.0	0.0	0.0	0.0	0.0
250.	*	0.0	0.0	0.0	0.0	0.0	0.0	0.0	0.0	0.0	0.0	0.0	0.0	0.0	0.0	0.0	0.0	0.0	0.0	0.0	0.0
260.	*	0.0	0.0	0.0	0.0	0.0	0.0	0.0	0.0	0.0	0.0	0.0	0.0	0.0	0.0	0.0	0.0	0.0	0.0	0.0	0.0
270.	*	0.0	0.0	0.0	0.0	0.0	0.0	0.0	0.0	0.0	0.0	0.0	0.0	0.0	0.0	0.0	0.0	0.0	0.0	0.0	0.0
280.	*	0.0	0.0	0.0	0.0	0.0	0.0	0.0	0.0	0.0	0.0	0.0	0.0	0.0	0.0	0.0	0.0	0.0	0.0	0.0	0.0
290.	*	0.0	0.0	0.0	0.0	0.0	0.0	0.0	0.0	0.0	0.0	0.0	0.0	0.0	0.0	0.0	0.0	0.0	0.0	0.0	0.0
300.	*	0.0	0.0	0.0	0.0	0.0	0.0	0.0	0.0	0.0	0.0	0.0	0.0	0.0	0.0	0.0	0.0	0.0	0.0	0.0	0.0
310.	*	0.0	0.0	0.0	0.0	0.0	0.0	0.0	0.0	0.0	0.0	0.0	0.0	0.0	0.0	0.0	0.0	0.0	0.0	0.0	0.0
320.	*	0.0	0.0	0.0	0.0	0.0	0.0	0.0	0.0	0.0	0.0	0.0	0.0	0.0	0.0	0.0	0.0	0.0	0.0	0.0	0.0
330.	*	0.0	0.0	0.0	0.0	0.0	0.0	0.0	0.0	0.0	0.0	0.0	0.0	0.0	0.0	0.0	0.0	0.0	0.0	0.0	0.0
340.	*	0.0	0.0	0.0	0.0	0.0	0.0	0.0	0.0	0.0	0.0	0.0	0.0	0.0	0.0	0.0	0.0	0.0	0.0	0.0	0.0
350.	*	0.0	0.0	0.0	0.0	0.0	0.0	0.0	0.0	0.0	0.0	0.0	0.0	0.0	0.0	0.0	0.0	0.0	0.0	0.0	0.0
360.	*	0.0	0.0	0.0	0.0	0.0	0.0	0.0	0.0	0.0	0.0	0.0	0.0	0.0	0.0	0.0	0.0	0.0	0.0	0.0	0.0
MAX	*	0.0	0.0	0.0	0.0	0.0	0.0	0.0	0.0	0.0	0.0	0.0	0.0	0.0	0.0	0.0	0.0	0.0	0.0	0.0	0.0
DEGR.	*	0	0	0	0	0	0	0	0	0	0	0	0	0	0	0	0	0	0	0	0

JOB: SR101L&27thAveTI (2040 Build) RUN: 2040 Build 27th Ave TI PM

MODEL RESULTS

REMARKS : In search of the angle corresponding to the maximum concentration, only the first angle, of the angles with same maximum concentrations, is indicated as maximum.

WIND ANGLE RANGE: 0.-360.

WIND ANGLE (DEGR)	* CONCENTRATION (PPM) REC21	REC22	REC23	REC24	REC25	REC26	REC27	REC28	REC29	REC30	REC31	REC32	REC33	REC34	REC35	REC36	REC37	REC38	REC39	REC40
0.	0.0	0.0	0.0	0.0	0.0	0.0	0.0	0.0	0.0	0.0	0.0	0.0	0.0	0.0	0.0	0.0	0.0	0.0	0.0	0.0
10.	0.0	0.0	0.0	0.0	0.0	0.0	0.0	0.0	0.0	0.0	0.0	0.0	0.0	0.0	0.0	0.0	0.0	0.0	0.0	0.0
20.	0.0	0.0	0.0	0.0	0.0	0.0	0.0	0.0	0.0	0.0	0.0	0.0	0.0	0.0	0.0	0.0	0.0	0.0	0.0	0.0
30.	0.0	0.0	0.0	0.0	0.0	0.0	0.0	0.0	0.0	0.0	0.0	0.0	0.0	0.0	0.0	0.0	0.0	0.0	0.0	0.0
40.	0.0	0.0	0.0	0.0	0.0	0.0	0.0	0.0	0.0	0.0	0.0	0.0	0.0	0.0	0.0	0.0	0.0	0.0	0.0	0.0
50.	0.0	0.0	0.0	0.0	0.0	0.0	0.0	0.0	0.0	0.0	0.0	0.0	0.0	0.0	0.0	0.0	0.0	0.0	0.0	0.0
60.	0.0	0.0	0.0	0.0	0.0	0.0	0.0	0.0	0.0	0.0	0.0	0.0	0.0	0.0	0.0	0.0	0.0	0.0	0.0	0.0
70.	0.0	0.0	0.0	0.0	0.0	0.0	0.0	0.0	0.0	0.0	0.0	0.0	0.0	0.0	0.0	0.0	0.0	0.0	0.0	0.0
80.	0.0	0.0	0.0	0.0	0.0	0.0	0.0	0.0	0.0	0.0	0.0	0.0	0.0	0.0	0.0	0.0	0.0	0.0	0.0	0.0
90.	0.0	0.0	0.0	0.0	0.0	0.0	0.0	0.0	0.0	0.0	0.0	0.0	0.0	0.0	0.0	0.0	0.0	0.0	0.0	0.0
100.	0.0	0.0	0.0	0.0	0.0	0.0	0.0	0.0	0.0	0.0	0.0	0.0	0.0	0.0	0.0	0.0	0.0	0.0	0.0	0.0
110.	0.0	0.0	0.0	0.0	0.0	0.0	0.0	0.0	0.0	0.0	0.0	0.0	0.0	0.0	0.0	0.0	0.0	0.0	0.0	0.0
120.	0.0	0.0	0.0	0.0	0.0	0.0	0.0	0.0	0.0	0.0	0.0	0.0	0.0	0.0	0.0	0.0	0.0	0.0	0.0	0.0
130.	0.0	0.0	0.0	0.0	0.0	0.0	0.0	0.0	0.0	0.0	0.0	0.0	0.0	0.0	0.0	0.0	0.0	0.0	0.0	0.0
140.	0.0	0.0	0.0	0.0	0.0	0.0	0.0	0.0	0.0	0.0	0.0	0.0	0.0	0.0	0.0	0.0	0.0	0.0	0.0	0.0
150.	0.0	0.0	0.0	0.0	0.0	0.0	0.0	0.0	0.0	0.0	0.0	0.0	0.0	0.0	0.0	0.0	0.0	0.0	0.0	0.0
160.	0.0	0.0	0.0	0.0	0.0	0.0	0.0	0.0	0.0	0.0	0.0	0.0	0.0	0.0	0.0	0.0	0.0	0.0	0.0	0.0
170.	0.0	0.0	0.0	0.0	0.0	0.0	0.0	0.0	0.0	0.0	0.0	0.0	0.0	0.0	0.0	0.0	0.0	0.0	0.0	0.0
180.	0.0	0.0	0.0	0.0	0.0	0.0	0.0	0.0	0.0	0.0	0.0	0.0	0.0	0.0	0.0	0.0	0.0	0.0	0.0	0.0
190.	0.0	0.0	0.0	0.0	0.0	0.0	0.0	0.0	0.0	0.0	0.0	0.0	0.0	0.0	0.0	0.0	0.0	0.0	0.0	0.0
200.	0.0	0.0	0.0	0.0	0.0	0.0	0.0	0.0	0.0	0.0	0.0	0.0	0.0	0.0	0.0	0.0	0.0	0.0	0.0	0.0
210.	0.0	0.0	0.0	0.0	0.0	0.0	0.0	0.0	0.0	0.0	0.0	0.0	0.0	0.0	0.0	0.0	0.0	0.0	0.0	0.0
220.	0.0	0.0	0.0	0.0	0.0	0.0	0.0	0.0	0.0	0.0	0.0	0.0	0.0	0.0	0.0	0.0	0.0	0.0	0.0	0.0
230.	0.0	0.0	0.0	0.0	0.0	0.0	0.0	0.0	0.0	0.0	0.0	0.0	0.0	0.0	0.0	0.0	0.0	0.0	0.0	0.0
240.	0.0	0.0	0.0	0.0	0.0	0.0	0.0	0.0	0.0	0.0	0.0	0.0	0.0	0.0	0.0	0.0	0.0	0.0	0.0	0.0
250.	0.0	0.0	0.0	0.0	0.0	0.0	0.0	0.0	0.0	0.0	0.0	0.0	0.0	0.0	0.0	0.0	0.0	0.0	0.0	0.0
260.	0.0	0.0	0.0	0.0	0.0	0.0	0.0	0.0	0.0	0.0	0.0	0.0	0.0	0.0	0.0	0.0	0.0	0.0	0.0	0.0
270.	0.0	0.0	0.0	0.0	0.0	0.0	0.0	0.0	0.0	0.0	0.0	0.0	0.0	0.0	0.0	0.0	0.0	0.0	0.0	0.0
280.	0.0	0.0	0.0	0.0	0.0	0.0	0.0	0.0	0.0	0.0	0.0	0.0	0.1	0.0	0.0	0.0	0.0	0.0	0.0	0.0
290.	0.0	0.0	0.0	0.0	0.0	0.0	0.0	0.0	0.0	0.0	0.0	0.0	0.0	0.0	0.0	0.0	0.0	0.0	0.0	0.0
300.	0.0	0.0	0.0	0.0	0.0	0.0	0.0	0.0	0.0	0.0	0.0	0.0	0.0	0.0	0.0	0.0	0.0	0.0	0.0	0.0
310.	0.0	0.0	0.0	0.0	0.0	0.0	0.0	0.0	0.0	0.0	0.0	0.0	0.0	0.0	0.0	0.0	0.0	0.0	0.0	0.0
320.	0.0	0.0	0.0	0.0	0.0	0.0	0.0	0.0	0.0	0.0	0.0	0.0	0.0	0.0	0.0	0.0	0.0	0.0	0.0	0.0
330.	0.0	0.0	0.0	0.0	0.0	0.0	0.0	0.0	0.0	0.0	0.0	0.0	0.0	0.0	0.0	0.0	0.0	0.0	0.0	0.0
340.	0.0	0.0	0.0	0.0	0.0	0.0	0.0	0.0	0.0	0.0	0.0	0.0	0.0	0.0	0.0	0.0	0.0	0.0	0.0	0.0
350.	0.0	0.0	0.0	0.0	0.0	0.0	0.0	0.0	0.0	0.0	0.0	0.0	0.0	0.0	0.0	0.0	0.0	0.0	0.0	0.0
360.	0.0	0.0	0.0	0.0	0.0	0.0	0.0	0.0	0.0	0.0	0.0	0.0	0.0	0.0	0.0	0.0	0.0	0.0	0.0	0.0
MAX	0.0	0.0	0.0	0.0	0.0	0.0	0.0	0.0	0.0	0.0	0.0	0.0	0.1	0.0	0.0	0.0	0.0	0.0	0.0	0.0
DEGR.	0	0	0	0	0	0	0	0	0	0	0	0	280	0	0	0	0	0	0	0

JOB: SR101L&27thAveTI (2040 Build) RUN: 2040 Build 27th Ave TI PM

MODEL RESULTS

REMARKS : In search of the angle corresponding to the maximum concentration, only the first angle, of the angles with same maximum concentrations, is indicated as maximum.

WIND ANGLE RANGE: 0.-360.

WIND ANGLE (DEGR)	* CONCENTRATION (PPM) REC41	REC42	REC43	REC44	REC45	REC46	REC47	REC48	REC49
0.	0.0	0.0	0.0	0.0	0.0	0.0	0.0	0.0	0.0
10.	0.0	0.0	0.0	0.0	0.0	0.0	0.0	0.0	0.0
20.	0.0	0.0	0.0	0.0	0.0	0.0	0.0	0.0	0.0
30.	0.0	0.0	0.0	0.0	0.0	0.0	0.0	0.0	0.0
40.	0.0	0.0	0.0	0.0	0.0	0.0	0.0	0.0	0.0
50.	0.0	0.0	0.0	0.0	0.0	0.0	0.0	0.0	0.0
60.	0.0	0.0	0.0	0.0	0.0	0.0	0.0	0.0	0.0
70.	0.0	0.0	0.0	0.0	0.0	0.0	0.0	0.0	0.0
80.	0.0	0.0	0.0	0.0	0.0	0.0	0.0	0.0	0.0
90.	0.0	0.0	0.0	0.0	0.0	0.0	0.0	0.0	0.0
100.	0.0	0.0	0.0	0.0	0.0	0.0	0.0	0.0	0.0
110.	0.0	0.0	0.0	0.0	0.0	0.0	0.0	0.0	0.0
120.	0.0	0.0	0.0	0.0	0.0	0.0	0.0	0.0	0.0
130.	0.0	0.0	0.0	0.0	0.0	0.0	0.0	0.0	0.0
140.	0.0	0.0	0.0	0.0	0.0	0.0	0.0	0.0	0.0
150.	0.0	0.0	0.0	0.0	0.0	0.0	0.0	0.0	0.0
160.	0.0	0.0	0.0	0.0	0.0	0.0	0.0	0.0	0.0
170.	0.0	0.0	0.0	0.0	0.0	0.0	0.0	0.0	0.0
180.	0.0	0.0	0.0	0.0	0.0	0.0	0.0	0.0	0.0
190.	0.0	0.0	0.0	0.0	0.0	0.0	0.0	0.0	0.0
200.	0.0	0.0	0.0	0.0	0.0	0.0	0.0	0.0	0.0
210.	0.0	0.0	0.0	0.0	0.0	0.0	0.0	0.0	0.0
220.	0.0	0.0	0.0	0.0	0.0	0.0	0.0	0.0	0.0
230.	0.0	0.0	0.0	0.0	0.0	0.0	0.0	0.0	0.0
240.	0.0	0.0	0.0	0.0	0.0	0.0	0.0	0.0	0.0
250.	0.0	0.0	0.0	0.0	0.0	0.0	0.0	0.0	0.0
260.	0.0	0.0	0.0	0.0	0.0	0.0	0.0	0.0	0.0
270.	0.0	0.0	0.0	0.0	0.0	0.0	0.0	0.0	0.0
280.	0.0	0.0	0.0	0.0	0.0	0.0	0.0	0.0	0.0
290.	0.0	0.0	0.0	0.0	0.0	0.0	0.0	0.0	0.0
300.	0.0	0.0	0.0	0.0	0.0	0.0	0.0	0.0	0.0

310.	*	0.0	0.0	0.0	0.0	0.0	0.0	0.0	0.0	0.0
320.	*	0.0	0.0	0.0	0.0	0.0	0.0	0.0	0.0	0.0
330.	*	0.0	0.0	0.0	0.0	0.0	0.0	0.0	0.0	0.0
340.	*	0.0	0.0	0.0	0.0	0.0	0.0	0.0	0.0	0.0
350.	*	0.0	0.0	0.0	0.0	0.0	0.0	0.0	0.0	0.0
360.	*	0.0	0.0	0.0	0.0	0.0	0.0	0.0	0.0	0.0
MAX	*	0.0	0.0	0.0	0.0	0.0	0.0	0.0	0.0	0.0
DEGR.	*	0	0	0	0	0	0	0	0	0

THE HIGHEST CONCENTRATION OF 0.10 PPM OCCURRED AT RECEPTOR REC33.

JOB: SR101L&27thAveTI (2040 Build) RUN: 2040 Build 27th Ave TI PM

DATE : 8/27/21
TIME : 10: 2:18

RECEPTOR - LINK MATRIX FOR THE ANGLE PRODUCING
THE MAXIMUM CONCENTRATION FOR EACH RECEPTOR

CO/LINK (PPM)
ANGLE (DEGREES)

LINK #	REC1 0 0	REC2 0	REC3 0	REC4 0	REC5 0	REC6 0	REC7 0	REC8 0	REC9 0	REC10 0	REC11 0	REC12 0	REC13 0	REC14 0	REC15 0	REC16 0	REC17 0	REC18 0	REC19 0	REC20
1	0.0	0.0	0.0	0.0	0.0	0.0	0.0	0.0	0.0	0.0	0.0	0.0	0.0	0.0	0.0	0.0	0.0	0.0	0.0	0.0
2	0.0	0.0	0.0	0.0	0.0	0.0	0.0	0.0	0.0	0.0	0.0	0.0	0.0	0.0	0.0	0.0	0.0	0.0	0.0	0.0
3	0.0	0.0	0.0	0.0	0.0	0.0	0.0	0.0	0.0	0.0	0.0	0.0	0.0	0.0	0.0	0.0	0.0	0.0	0.0	0.0
4	0.0	0.0	0.0	0.0	0.0	0.0	0.0	0.0	0.0	0.0	0.0	0.0	0.0	0.0	0.0	0.0	0.0	0.0	0.0	0.0
5	0.0	0.0	0.0	0.0	0.0	0.0	0.0	0.0	0.0	0.0	0.0	0.0	0.0	0.0	0.0	0.0	0.0	0.0	0.0	0.0
6	0.0	0.0	0.0	0.0	0.0	0.0	0.0	0.0	0.0	0.0	0.0	0.0	0.0	0.0	0.0	0.0	0.0	0.0	0.0	0.0
7	0.0	0.0	0.0	0.0	0.0	0.0	0.0	0.0	0.0	0.0	0.0	0.0	0.0	0.0	0.0	0.0	0.0	0.0	0.0	0.0
8	0.0	0.0	0.0	0.0	0.0	0.0	0.0	0.0	0.0	0.0	0.0	0.0	0.0	0.0	0.0	0.0	0.0	0.0	0.0	0.0
9	0.0	0.0	0.0	0.0	0.0	0.0	0.0	0.0	0.0	0.0	0.0	0.0	0.0	0.0	0.0	0.0	0.0	0.0	0.0	0.0
10	0.0	0.0	0.0	0.0	0.0	0.0	0.0	0.0	0.0	0.0	0.0	0.0	0.0	0.0	0.0	0.0	0.0	0.0	0.0	0.0
11	0.0	0.0	0.0	0.0	0.0	0.0	0.0	0.0	0.0	0.0	0.0	0.0	0.0	0.0	0.0	0.0	0.0	0.0	0.0	0.0
12	0.0	0.0	0.0	0.0	0.0	0.0	0.0	0.0	0.0	0.0	0.0	0.0	0.0	0.0	0.0	0.0	0.0	0.0	0.0	0.0
13	0.0	0.0	0.0	0.0	0.0	0.0	0.0	0.0	0.0	0.0	0.0	0.0	0.0	0.0	0.0	0.0	0.0	0.0	0.0	0.0
14	0.0	0.0	0.0	0.0	0.0	0.0	0.0	0.0	0.0	0.0	0.0	0.0	0.0	0.0	0.0	0.0	0.0	0.0	0.0	0.0
15	0.0	0.0	0.0	0.0	0.0	0.0	0.0	0.0	0.0	0.0	0.0	0.0	0.0	0.0	0.0	0.0	0.0	0.0	0.0	0.0
16	0.0	0.0	0.0	0.0	0.0	0.0	0.0	0.0	0.0	0.0	0.0	0.0	0.0	0.0	0.0	0.0	0.0	0.0	0.0	0.0
17	0.0	0.0	0.0	0.0	0.0	0.0	0.0	0.0	0.0	0.0	0.0	0.0	0.0	0.0	0.0	0.0	0.0	0.0	0.0	0.0
18	0.0	0.0	0.0	0.0	0.0	0.0	0.0	0.0	0.0	0.0	0.0	0.0	0.0	0.0	0.0	0.0	0.0	0.0	0.0	0.0
19	0.0	0.0	0.0	0.0	0.0	0.0	0.0	0.0	0.0	0.0	0.0	0.0	0.0	0.0	0.0	0.0	0.0	0.0	0.0	0.0
20	0.0	0.0	0.0	0.0	0.0	0.0	0.0	0.0	0.0	0.0	0.0	0.0	0.0	0.0	0.0	0.0	0.0	0.0	0.0	0.0
21	0.0	0.0	0.0	0.0	0.0	0.0	0.0	0.0	0.0	0.0	0.0	0.0	0.0	0.0	0.0	0.0	0.0	0.0	0.0	0.0

22	*	0.0	0.0	0.0	0.0	0.0	0.0	0.0	0.0	0.0	0.0	0.0	0.0	0.0	0.0	0.0	0.0	0.0	0.0	0.0	0.0
23	*	0.0	0.0	0.0	0.0	0.0	0.0	0.0	0.0	0.0	0.0	0.0	0.0	0.0	0.0	0.0	0.0	0.0	0.0	0.0	0.0
24	*	0.0	0.0	0.0	0.0	0.0	0.0	0.0	0.0	0.0	0.0	0.0	0.0	0.0	0.0	0.0	0.0	0.0	0.0	0.0	0.0
25	*	0.0	0.0	0.0	0.0	0.0	0.0	0.0	0.0	0.0	0.0	0.0	0.0	0.0	0.0	0.0	0.0	0.0	0.0	0.0	0.0
26	*	0.0	0.0	0.0	0.0	0.0	0.0	0.0	0.0	0.0	0.0	0.0	0.0	0.0	0.0	0.0	0.0	0.0	0.0	0.0	0.0
27	*	0.0	0.0	0.0	0.0	0.0	0.0	0.0	0.0	0.0	0.0	0.0	0.0	0.0	0.0	0.0	0.0	0.0	0.0	0.0	0.0
28	*	0.0	0.0	0.0	0.0	0.0	0.0	0.0	0.0	0.0	0.0	0.0	0.0	0.0	0.0	0.0	0.0	0.0	0.0	0.0	0.0
29	*	0.0	0.0	0.0	0.0	0.0	0.0	0.0	0.0	0.0	0.0	0.0	0.0	0.0	0.0	0.0	0.0	0.0	0.0	0.0	0.0
30	*	0.0	0.0	0.0	0.0	0.0	0.0	0.0	0.0	0.0	0.0	0.0	0.0	0.0	0.0	0.0	0.0	0.0	0.0	0.0	0.0
31	*	0.0	0.0	0.0	0.0	0.0	0.0	0.0	0.0	0.0	0.0	0.0	0.0	0.0	0.0	0.0	0.0	0.0	0.0	0.0	0.0
32	*	0.0	0.0	0.0	0.0	0.0	0.0	0.0	0.0	0.0	0.0	0.0	0.0	0.0	0.0	0.0	0.0	0.0	0.0	0.0	0.0
33	*	0.0	0.0	0.0	0.0	0.0	0.0	0.0	0.0	0.0	0.0	0.0	0.0	0.0	0.0	0.0	0.0	0.0	0.0	0.0	0.0
34	*	0.0	0.0	0.0	0.0	0.0	0.0	0.0	0.0	0.0	0.0	0.0	0.0	0.0	0.0	0.0	0.0	0.0	0.0	0.0	0.0
35	*	0.0	0.0	0.0	0.0	0.0	0.0	0.0	0.0	0.0	0.0	0.0	0.0	0.0	0.0	0.0	0.0	0.0	0.0	0.0	0.0
36	*	0.0	0.0	0.0	0.0	0.0	0.0	0.0	0.0	0.0	0.0	0.0	0.0	0.0	0.0	0.0	0.0	0.0	0.0	0.0	0.0
37	*	0.0	0.0	0.0	0.0	0.0	0.0	0.0	0.0	0.0	0.0	0.0	0.0	0.0	0.0	0.0	0.0	0.0	0.0	0.0	0.0
38	*	0.0	0.0	0.0	0.0	0.0	0.0	0.0	0.0	0.0	0.0	0.0	0.0	0.0	0.0	0.0	0.0	0.0	0.0	0.0	0.0
39	*	0.0	0.0	0.0	0.0	0.0	0.0	0.0	0.0	0.0	0.0	0.0	0.0	0.0	0.0	0.0	0.0	0.0	0.0	0.0	0.0
40	*	0.0	0.0	0.0	0.0	0.0	0.0	0.0	0.0	0.0	0.0	0.0	0.0	0.0	0.0	0.0	0.0	0.0	0.0	0.0	0.0
41	*	0.0	0.0	0.0	0.0	0.0	0.0	0.0	0.0	0.0	0.0	0.0	0.0	0.0	0.0	0.0	0.0	0.0	0.0	0.0	0.0
42	*	0.0	0.0	0.0	0.0	0.0	0.0	0.0	0.0	0.0	0.0	0.0	0.0	0.0	0.0	0.0	0.0	0.0	0.0	0.0	0.0
43	*	0.0	0.0	0.0	0.0	0.0	0.0	0.0	0.0	0.0	0.0	0.0	0.0	0.0	0.0	0.0	0.0	0.0	0.0	0.0	0.0
44	*	0.0	0.0	0.0	0.0	0.0	0.0	0.0	0.0	0.0	0.0	0.0	0.0	0.0	0.0	0.0	0.0	0.0	0.0	0.0	0.0
45	*	0.0	0.0	0.0	0.0	0.0	0.0	0.0	0.0	0.0	0.0	0.0	0.0	0.0	0.0	0.0	0.0	0.0	0.0	0.0	0.0


```
       *    CO/LINK  (PPM)
       *    ANGLE (DEGREES)
       *  REC1  REC2  REC3  REC4  REC5  REC6  REC7  REC8  REC9  REC10 REC11 REC12 REC13 REC14 REC15 REC16 REC17 REC18 REC19 REC20
LINK # *  0  0     0     0     0     0     0     0     0     0     0     0     0     0     0     0     0     0     0     0
-------*-------------------------------------------------------------------------------------------------------------------------
```

46	*	0.0	0.0	0.0	0.0	0.0	0.0	0.0	0.0	0.0	0.0	0.0	0.0	0.0	0.0	0.0	0.0	0.0	0.0	0.0	0.0
47	*	0.0	0.0	0.0	0.0	0.0	0.0	0.0	0.0	0.0	0.0	0.0	0.0	0.0	0.0	0.0	0.0	0.0	0.0	0.0	0.0
48	*	0.0	0.0	0.0	0.0	0.0	0.0	0.0	0.0	0.0	0.0	0.0	0.0	0.0	0.0	0.0	0.0	0.0	0.0	0.0	0.0

DATE : 8/27/21
TIME : 10: 2:18

RECEPTOR - LINK MATRIX FOR THE ANGLE PRODUCING
THE MAXIMUM CONCENTRATION FOR EACH RECEPTOR

```
       *    CO/LINK  (PPM)
       *    ANGLE (DEGREES)
```

LINK #	REC21	REC22	REC23	REC24	REC25	REC26	REC27	REC28	REC29	REC30	REC31	REC32	REC33	REC34	REC35	REC36	REC37	REC38	REC39	REC40
	0 0	0	0	0	0	0	0	0	0	0	0	280	0	0	0	0	0	0	0	
1	0.0	0.0	0.0	0.0	0.0	0.0	0.0	0.0	0.0	0.0	0.0	0.0	0.0	0.0	0.0	0.0	0.0	0.0	0.0	0.0
2	0.0	0.0	0.0	0.0	0.0	0.0	0.0	0.0	0.0	0.0	0.0	0.0	0.0	0.0	0.0	0.0	0.0	0.0	0.0	0.0
3	0.0	0.0	0.0	0.0	0.0	0.0	0.0	0.0	0.0	0.0	0.0	0.0	0.0	0.0	0.0	0.0	0.0	0.0	0.0	0.0
4	0.0	0.0	0.0	0.0	0.0	0.0	0.0	0.0	0.0	0.0	0.0	0.0	0.0	0.0	0.0	0.0	0.0	0.0	0.0	0.0
5	0.0	0.0	0.0	0.0	0.0	0.0	0.0	0.0	0.0	0.0	0.0	0.0	0.0	0.0	0.0	0.0	0.0	0.0	0.0	0.0
6	0.0	0.0	0.0	0.0	0.0	0.0	0.0	0.0	0.0	0.0	0.0	0.0	0.0	0.0	0.0	0.0	0.0	0.0	0.0	0.0
7	0.0	0.0	0.0	0.0	0.0	0.0	0.0	0.0	0.0	0.0	0.0	0.0	0.0	0.0	0.0	0.0	0.0	0.0	0.0	0.0
8	0.0	0.0	0.0	0.0	0.0	0.0	0.0	0.0	0.0	0.0	0.0	0.0	0.0	0.0	0.0	0.0	0.0	0.0	0.0	0.0
9	0.0	0.0	0.0	0.0	0.0	0.0	0.0	0.0	0.0	0.0	0.0	0.0	0.0	0.0	0.0	0.0	0.0	0.0	0.0	0.0
10	0.0	0.0	0.0	0.0	0.0	0.0	0.0	0.0	0.0	0.0	0.0	0.0	0.0	0.0	0.0	0.0	0.0	0.0	0.0	0.0
11	0.0	0.0	0.0	0.0	0.0	0.0	0.0	0.0	0.0	0.0	0.0	0.0	0.0	0.0	0.0	0.0	0.0	0.0	0.0	0.0
12	0.0	0.0	0.0	0.0	0.0	0.0	0.0	0.0	0.0	0.0	0.0	0.0	0.0	0.0	0.0	0.0	0.0	0.0	0.0	0.0
13	0.0	0.0	0.0	0.0	0.0	0.0	0.0	0.0	0.0	0.0	0.0	0.0	0.0	0.0	0.0	0.0	0.0	0.0	0.0	0.0
14	0.0	0.0	0.0	0.0	0.0	0.0	0.0	0.0	0.0	0.0	0.0	0.0	0.0	0.0	0.0	0.0	0.0	0.0	0.0	0.0
15	0.0	0.0	0.0	0.0	0.0	0.0	0.0	0.0	0.0	0.0	0.0	0.0	0.0	0.0	0.0	0.0	0.0	0.0	0.0	0.0
16	0.0	0.0	0.0	0.0	0.0	0.0	0.0	0.0	0.0	0.0	0.0	0.0	0.0	0.0	0.0	0.0	0.0	0.0	0.0	0.0
17	0.0	0.0	0.0	0.0	0.0	0.0	0.0	0.0	0.0	0.0	0.0	0.0	0.0	0.0	0.0	0.0	0.0	0.0	0.0	0.0
18	0.0	0.0	0.0	0.0	0.0	0.0	0.0	0.0	0.0	0.0	0.0	0.0	0.0	0.0	0.0	0.0	0.0	0.0	0.0	0.0
19	0.0	0.0	0.0	0.0	0.0	0.0	0.0	0.0	0.0	0.0	0.0	0.0	0.0	0.0	0.0	0.0	0.0	0.0	0.0	0.0
20	0.0	0.0	0.0	0.0	0.0	0.0	0.0	0.0	0.0	0.0	0.0	0.0	0.0	0.0	0.0	0.0	0.0	0.0	0.0	0.0
21	0.0	0.0	0.0	0.0	0.0	0.0	0.0	0.0	0.0	0.0	0.0	0.0	0.0	0.0	0.0	0.0	0.0	0.0	0.0	0.0
22	0.0	0.0	0.0	0.0	0.0	0.0	0.0	0.0	0.0	0.0	0.0	0.0	0.0	0.0	0.0	0.0	0.0	0.0	0.0	0.0
23	0.0	0.0	0.0	0.0	0.0	0.0	0.0	0.0	0.0	0.0	0.0	0.0	0.0	0.0	0.0	0.0	0.0	0.0	0.0	0.0
24	0.0	0.0	0.0	0.0	0.0	0.0	0.0	0.0	0.0	0.0	0.0	0.0	0.0	0.0	0.0	0.0	0.0	0.0	0.0	0.0
25	0.0	0.0	0.0	0.0	0.0	0.0	0.0	0.0	0.0	0.0	0.0	0.0	0.0	0.0	0.0	0.0	0.0	0.0	0.0	0.0
26	0.0	0.0	0.0	0.0	0.0	0.0	0.0	0.0	0.0	0.0	0.0	0.0	0.0	0.0	0.0	0.0	0.0	0.0	0.0	0.0
27	0.0	0.0	0.0	0.0	0.0	0.0	0.0	0.0	0.0	0.0	0.0	0.0	0.0	0.0	0.0	0.0	0.0	0.0	0.0	0.0
28	0.0	0.0	0.0	0.0	0.0	0.0	0.0	0.0	0.0	0.0	0.0	0.0	0.0	0.0	0.0	0.0	0.0	0.0	0.0	0.0
29	0.0	0.0	0.0	0.0	0.0	0.0	0.0	0.0	0.0	0.0	0.0	0.0	0.0	0.0	0.0	0.0	0.0	0.0	0.0	0.0
30	0.0	0.0	0.0	0.0	0.0	0.0	0.0	0.0	0.0	0.0	0.0	0.0	0.1	0.0	0.0	0.0	0.0	0.0	0.0	0.0
31	0.0	0.0	0.0	0.0	0.0	0.0	0.0	0.0	0.0	0.0	0.0	0.0	0.0	0.0	0.0	0.0	0.0	0.0	0.0	0.0
32	0.0	0.0	0.0	0.0	0.0	0.0	0.0	0.0	0.0	0.0	0.0	0.0	0.0	0.0	0.0	0.0	0.0	0.0	0.0	0.0
33	0.0	0.0	0.0	0.0	0.0	0.0	0.0	0.0	0.0	0.0	0.0	0.0	0.0	0.0	0.0	0.0	0.0	0.0	0.0	0.0
34	0.0	0.0	0.0	0.0	0.0	0.0	0.0	0.0	0.0	0.0	0.0	0.0	0.0	0.0	0.0	0.0	0.0	0.0	0.0	0.0
35	0.0	0.0	0.0	0.0	0.0	0.0	0.0	0.0	0.0	0.0	0.0	0.0	0.0	0.0	0.0	0.0	0.0	0.0	0.0	0.0
36	0.0	0.0	0.0	0.0	0.0	0.0	0.0	0.0	0.0	0.0	0.0	0.0	0.0	0.0	0.0	0.0	0.0	0.0	0.0	0.0
37	0.0	0.0	0.0	0.0	0.0	0.0	0.0	0.0	0.0	0.0	0.0	0.0	0.0	0.0	0.0	0.0	0.0	0.0	0.0	0.0
38	0.0	0.0	0.0	0.0	0.0	0.0	0.0	0.0	0.0	0.0	0.0	0.0	0.0	0.0	0.0	0.0	0.0	0.0	0.0	0.0
39	0.0	0.0	0.0	0.0	0.0	0.0	0.0	0.0	0.0	0.0	0.0	0.0	0.0	0.0	0.0	0.0	0.0	0.0	0.0	0.0
40	0.0	0.0	0.0	0.0	0.0	0.0	0.0	0.0	0.0	0.0	0.0	0.0	0.0	0.0	0.0	0.0	0.0	0.0	0.0	0.0
41	0.0	0.0	0.0	0.0	0.0	0.0	0.0	0.0	0.0	0.0	0.0	0.0	0.0	0.0	0.0	0.0	0.0	0.0	0.0	0.0
42	0.0	0.0	0.0	0.0	0.0	0.0	0.0	0.0	0.0	0.0	0.0	0.0	0.0	0.0	0.0	0.0	0.0	0.0	0.0	0.0
43	0.0	0.0	0.0	0.0	0.0	0.0	0.0	0.0	0.0	0.0	0.0	0.0	0.0	0.0	0.0	0.0	0.0	0.0	0.0	0.0
44	0.0	0.0	0.0	0.0	0.0	0.0	0.0	0.0	0.0	0.0	0.0	0.0	0.0	0.0	0.0	0.0	0.0	0.0	0.0	0.0

```
   45  *   0.0   0.0   0.0   0.0   0.0   0.0   0.0   0.0   0.0   0.0   0.0   0.0   0.0   0.0   0.0   0.0   0.0   0.0   0.0   0.0
                                                                                                                   PAGE 11
   JOB: SR101L&27thAveTI (2040 Build)                        RUN: 2040 Build 27th Ave TI PM

       *    CO/LINK  (PPM)
       *    ANGLE (DEGREES)
       *  REC21 REC22 REC23 REC24 REC25 REC26 REC27 REC28 REC29 REC30 REC31 REC32 REC33 REC34 REC35 REC36 REC37 REC38 REC39 REC40
LINK # *  0  0     0     0     0     0     0     0     0     0     0     0     280 0       0     0     0     0     0     0
-------*-------------------------------------------------------------------------------------------------------------------------
   46  *   0.0   0.0   0.0   0.0   0.0   0.0   0.0   0.0   0.0   0.0   0.0   0.0   0.0   0.0   0.0   0.0   0.0   0.0   0.0   0.0
   47  *   0.0   0.0   0.0   0.0   0.0   0.0   0.0   0.0   0.0   0.0   0.0   0.0   0.0   0.0   0.0   0.0   0.0   0.0   0.0   0.0
   48  *   0.0   0.0   0.0   0.0   0.0   0.0   0.0   0.0   0.0   0.0   0.0   0.0   0.0   0.0   0.0   0.0   0.0   0.0   0.0   0.0
                                                                                                                   PAGE 12
   JOB: SR101L&27thAveTI (2040 Build)                        RUN: 2040 Build 27th Ave TI PM

   DATE :  8/27/21
   TIME : 10: 2:18


   RECEPTOR - LINK MATRIX FOR THE ANGLE PRODUCING
   THE MAXIMUM CONCENTRATION FOR EACH RECEPTOR

       *    CO/LINK  (PPM)
       *    ANGLE (DEGREES)
       *  REC41 REC42 REC43 REC44 REC45 REC46 REC47 REC48 REC49
LINK # *  0  0     0     0     0     0     0     0     0
-------*-------------------------------------------------------
    1  *   0.0   0.0   0.0   0.0   0.0   0.0   0.0   0.0   0.0
    2  *   0.0   0.0   0.0   0.0   0.0   0.0   0.0   0.0   0.0
    3  *   0.0   0.0   0.0   0.0   0.0   0.0   0.0   0.0   0.0
    4  *   0.0   0.0   0.0   0.0   0.0   0.0   0.0   0.0   0.0
    5  *   0.0   0.0   0.0   0.0   0.0   0.0   0.0   0.0   0.0
    6  *   0.0   0.0   0.0   0.0   0.0   0.0   0.0   0.0   0.0
    7  *   0.0   0.0   0.0   0.0   0.0   0.0   0.0   0.0   0.0
    8  *   0.0   0.0   0.0   0.0   0.0   0.0   0.0   0.0   0.0
    9  *   0.0   0.0   0.0   0.0   0.0   0.0   0.0   0.0   0.0
   10  *   0.0   0.0   0.0   0.0   0.0   0.0   0.0   0.0   0.0
   11  *   0.0   0.0   0.0   0.0   0.0   0.0   0.0   0.0   0.0
   12  *   0.0   0.0   0.0   0.0   0.0   0.0   0.0   0.0   0.0
   13  *   0.0   0.0   0.0   0.0   0.0   0.0   0.0   0.0   0.0
   14  *   0.0   0.0   0.0   0.0   0.0   0.0   0.0   0.0   0.0
   15  *   0.0   0.0   0.0   0.0   0.0   0.0   0.0   0.0   0.0
   16  *   0.0   0.0   0.0   0.0   0.0   0.0   0.0   0.0   0.0
   17  *   0.0   0.0   0.0   0.0   0.0   0.0   0.0   0.0   0.0
   18  *   0.0   0.0   0.0   0.0   0.0   0.0   0.0   0.0   0.0
   19  *   0.0   0.0   0.0   0.0   0.0   0.0   0.0   0.0   0.0
   20  *   0.0   0.0   0.0   0.0   0.0   0.0   0.0   0.0   0.0
```

```
   21  *   0.0   0.0   0.0   0.0   0.0   0.0   0.0   0.0   0.0
   22  *   0.0   0.0   0.0   0.0   0.0   0.0   0.0   0.0   0.0
   23  *   0.0   0.0   0.0   0.0   0.0   0.0   0.0   0.0   0.0
   24  *   0.0   0.0   0.0   0.0   0.0   0.0   0.0   0.0   0.0
   25  *   0.0   0.0   0.0   0.0   0.0   0.0   0.0   0.0   0.0
   26  *   0.0   0.0   0.0   0.0   0.0   0.0   0.0   0.0   0.0
   27  *   0.0   0.0   0.0   0.0   0.0   0.0   0.0   0.0   0.0
   28  *   0.0   0.0   0.0   0.0   0.0   0.0   0.0   0.0   0.0
   29  *   0.0   0.0   0.0   0.0   0.0   0.0   0.0   0.0   0.0
   30  *   0.0   0.0   0.0   0.0   0.0   0.0   0.0   0.0   0.0
   31  *   0.0   0.0   0.0   0.0   0.0   0.0   0.0   0.0   0.0
   32  *   0.0   0.0   0.0   0.0   0.0   0.0   0.0   0.0   0.0
   33  *   0.0   0.0   0.0   0.0   0.0   0.0   0.0   0.0   0.0
   34  *   0.0   0.0   0.0   0.0   0.0   0.0   0.0   0.0   0.0
   35  *   0.0   0.0   0.0   0.0   0.0   0.0   0.0   0.0   0.0
   36  *   0.0   0.0   0.0   0.0   0.0   0.0   0.0   0.0   0.0
   37  *   0.0   0.0   0.0   0.0   0.0   0.0   0.0   0.0   0.0
   38  *   0.0   0.0   0.0   0.0   0.0   0.0   0.0   0.0   0.0
   39  *   0.0   0.0   0.0   0.0   0.0   0.0   0.0   0.0   0.0
   40  *   0.0   0.0   0.0   0.0   0.0   0.0   0.0   0.0   0.0
   41  *   0.0   0.0   0.0   0.0   0.0   0.0   0.0   0.0   0.0
   42  *   0.0   0.0   0.0   0.0   0.0   0.0   0.0   0.0   0.0
   43  *   0.0   0.0   0.0   0.0   0.0   0.0   0.0   0.0   0.0
   44  *   0.0   0.0   0.0   0.0   0.0   0.0   0.0   0.0   0.0
   45  *   0.0   0.0   0.0   0.0   0.0   0.0   0.0   0.0   0.0
```



```
   JOB: SR101L&27thAveTI (2040 Build)                        RUN: 2040 Build 27th Ave TI PM

       *    CO/LINK  (PPM)
       *    ANGLE (DEGREES)
       *  REC41 REC42 REC43 REC44 REC45 REC46 REC47 REC48 REC49
LINK # *  0  0     0     0     0     0     0     0     0
-------*-------------------------------------------------------
   46  *   0.0   0.0   0.0   0.0   0.0   0.0   0.0   0.0   0.0
   47  *   0.0   0.0   0.0   0.0   0.0   0.0   0.0   0.0   0.0
   48  *   0.0   0.0   0.0   0.0   0.0   0.0   0.0   0.0   0.0
```

CAL3QHC: LINE SOURCE DISPERSION MODEL - VERSION 2.0 Dated 95221 PAGE 1

JOB: SR101L&27thAveTI(2040NoBuild) RUN: 2040NoBuild 27thAve TI AM

DATE : 8/27/21
TIME : 10: 2:33

The MODE flag has been set to C for calculating CO averages.

SITE & METEOROLOGICAL VARIABLES

VS = 0.0 CM/S VD = 0.0 CM/S Z0 = 108. CM
U = 1.0 M/S CLAS = 4 (D) ATIM = 60. MINUTES MIXH = 1000. M AMB = 0.0 PPM

LINK VARIABLES

	LINK DESCRIPTION	LINK COORDINATES (FT) X1	Y1	X2	Y2	LENGTH (FT)	BRG (DEG)	TYPE	VPH	EF (G/MI)	H (FT)	W (FT)	V/C	QUEUE (VEH)
1.	1_SR101_EB_ML_S1	637440.3	971029.7	638442.6	971027.9	1002.	90.	DP	5256.	0.3	-10.0	68.0		
2.	2_SR101_EB_ML_S2	638442.6	971027.9	630131.2	971022.2	8311.	270.	DP	5256.	0.5	-20.0	68.0		
3.	3_SR101_WB_ML_S1	638443.7	971098.7	637440.1	971099.6	1004.	270.	DP	3391.	1.2	-10.0	68.0		
4.	4_SR101_WB_ML_S2	640134.8	971092.9	638443.7	971098.7	1691.	270.	DP	3391.	0.6	-20.0	68.0		
5.	5_EB_frontage_road_S	637423.5	970820.2	638660.7	970758.0	1239.	93.	AG	500.	0.9	0.0	44.0		
6.	6_EB_27th_Ave_offram	637443.3	970904.3	638661.0	970779.7	1224.	96.	AG	689.	0.6	0.0	32.0		
7.	7_EB_frontage_road_S	638660.8	970769.4	639067.9	970743.6	408.	94.	AG	1189.	0.6	0.0	68.0		
8.	8_EB_27th_Ave_offram	638978.2	970722.1	639034.0	970679.3	70.	127.	AG	269.	0.6	0.0	32.0		
9.	9_Ramp_ES/EN	637442.2	970938.9	638795.2	970904.7	1353.	91.	FL	2861.	0.7	10.0	44.0		
10.	10_Ramp_ES_S1	638794.7	970892.5	639304.3	970832.8	513.	97.	BR	1075.	1.5	20.0	44.0		
11.	11_Ramp_ES_S2	639304.3	970832.8	639705.4	970619.2	454.	118.	BR	1075.	0.8	30.0	44.0		
12.	12_Ramp_ES_S3	639705.4	970619.2	639935.2	970203.8	475.	151.	BR	1075.	0.8	25.0	44.0		
13.	13_Ramp_EN_S1	638794.9	970913.6	639565.3	970896.3	771.	91.	BR	1786.	0.9	30.0	32.0		
14.	14_Ramp_EN_S2	639565.3	970896.3	639947.8	970953.8	387.	81.	BR	1786.	0.9	30.0	32.0		
15.	15_27th_Ave_NB_onram	639119.2	970672.2	639178.9	970724.4	79.	49.	AG	357.	0.6	0.0	32.0		
16.	16_EB_frontage_road_	639066.2	970741.8	639597.9	970713.2	532.	93.	AG	2028.	0.6	0.0	56.0		
17.	17_EB_frontage_road_	639597.9	970713.2	640023.7	970750.5	427.	85.	AG	2028.	0.6	0.0	56.0		
18.	18_Ramp_NW_S1	640060.3	971234.1	639717.6	971359.4	365.	290.	BR	591.	0.8	25.0	44.0		
19.	19_Ramp_NW_S2	639717.6	971359.4	639320.2	971327.1	399.	265.	BR	591.	0.5	20.0	44.0		
20.	20_Ramp_NW_S3	639320.2	971327.1	638730.5	971227.6	598.	260.	BR	591.	0.2	20.0	44.0		
21.	21a_Ramp_NW_S4	638729.0	971234.7	638226.7	971189.5	504.	265.	FL	2252.	0.4	10.0	44.0		
22.	21b_Ramp_NW_S4	638226.7	971189.5	637444.4	971170.5	783.	269.	FL	2252.	0.4	10.0	44.0		
23.	22_Ramp_SW_S1	640052.4	971989.1	639817.5	971588.5	464.	210.	BR	1661.	0.4	20.0	32.0		
24.	23_Ramp_SW_S2	639817.5	971588.5	639311.0	971361.4	555.	246.	BR	1661.	0.4	20.0	32.0		
25.	24_Ramp_SW_S3	639311.0	971361.4	638726.1	971248.9	596.	259.	BR	1661.	0.3	20.0	32.0		
26.	25_WB_frontage_road_	640020.0	971464.2	639549.7	971458.1	470.	269.	AG	1235.	0.6	0.0	56.0		
27.	26_WB_frontage_road_	639549.7	971458.1	639075.2	971414.9	476.	265.	AG	1235.	0.6	0.0	56.0		
28.	27_WB_27th_Ave_FR_RT	639198.7	971444.5	639122.4	971513.6	103.	312.	AG	405.	0.6	0.0	32.0		

```
29. 28_WB_27th_Ave_onram* 639025.6  971471.1  638976.4  971416.7 *      73.   222. AG     90.   0.6   0.0 32.0
30. 29_WB_frontage_road_* 639073.9  971414.9  638583.8  971359.1 *     493.   264. AG    994.   0.6   0.0 56.0
31. 30_WB_frontage_road_* 638581.7  971370.2  637449.5  971281.4 *    1136.   266. AG    485.   0.8   0.0 44.0
32. 31_WB_27th_Ave_onram* 638586.6  971344.8  637443.3  971193.3 *    1153.   262. AG    447.   0.6   0.0 44.0
33. 32_SB 27th Ave S1   * 639026.8  972069.6  639046.2  971428.2 *     642.   178. AG   1046.   0.7   0.0 68.0
34. 33_SB 27th Ave S2   * 639046.2  971428.2  639044.2  970722.6 *     706.   180. BR   1323.   0.7   0.0 56.0
35. 34_SB 27th Ave S3   * 639044.2  970722.6  639040.4  970160.7 *     562.   180. AG    886.   0.6   0.0 56.0
36. 35_SB 27th_Ave_LT_to* 639064.7  970792.0  639145.3  970726.3 *     104.   129. AG    706.   0.6   0.0 32.0
37. 36_NB_27th_Ave_S1   * 639098.4  970162.8  639092.7  970721.9 *     559.   359. AG    889.   0.6   0.0 68.0
38. 37_NB_27th_Ave_S2   * 639092.7  970721.9  639099.2  971427.4 *     706.     1. BR    584.   0.6   0.0 56.0
39. 38_NB_27th_Ave_S3   * 639099.2  971427.4  639099.9  972066.7 *     639.     0. AG    547.   0.6   0.0 44.0
40. 39_NB_27th_Ave_LT_to* 639077.0  971356.5  638998.9  971418.2 *     100.   308. AG    441.   0.6   0.0 32.0
41. 40_SB_27th_Ave_Queue* 639043.8  971467.7  639042.9  971688.5 *     221.   360. AG      8. 100.0   0.0 48.0 0.87  11.2
42. 41T_SB_27th_Ave_Brid* 639054.2  970792.8  639053.4  970916.2 *     123.   360. BR      2. 100.0   0.0 24.0 0.29   6.3
43. 41L_SB_27th_Ave_Brid* 639067.1  970792.8  639059.6  971835.5 *    1043.   360. BR      1. 100.0   0.0 12.0 1.08  53.0
44. 42_EB_27th_Ave_offra* 639008.4  970736.9  638809.5  970755.6 *     200.   275. AG      6. 100.0   0.0 48.0 0.51  10.1
                                                                                                          PAGE  2
JOB: SR101L&27thAveTI(2040NoBuild)                        RUN: 2040NoBuild 27thAve TI AM

DATE :  8/27/21
TIME : 10: 2:33

 LINK VARIABLES
 --------------
   LINK DESCRIPTION     *         LINK COORDINATES (FT)          *    LENGTH  BRG TYPE   VPH    EF      H   W    V/C QUEUE
                        *   X1        Y1        X2        Y2     *     (FT)  (DEG)            (G/MI)  (FT) (FT)       (VEH)
------------------------*----------------------------------------*-------------------------------------------------------
45. 43_NB_27th_Ave_Queue* 639100.3  970668.7  639099.9  970484.1 *     185.   180. AG      8. 100.0   0.0 48.0 0.70   9.4
46. 44T_NB_27th_Ave_Brid* 639099.4  971357.1  639099.4  971331.5 *      26.   180. BR      2. 100.0   0.0 24.0 0.06   1.3
47. 44L_NB_27th_Ave_Brid* 639079.3  971357.1  639080.9  971101.5 *     256.   180. BR      1. 100.0   0.0 12.0 0.59  13.0
48. 45_WB_27th_Ave_FR_Qu* 639130.7  971417.8  639412.5  971445.4 *     283.    84. AG      5. 100.0   0.0 36.0 0.77  14.4
                                                                                                          PAGE  3
JOB: SR101L&27thAveTI(2040NoBuild)                        RUN: 2040NoBuild 27thAve TI AM

DATE :  8/27/21
TIME : 10: 2:33

 ADDITIONAL QUEUE LINK PARAMETERS
 --------------------------------
   LINK DESCRIPTION     *    CYCLE    RED     CLEARANCE  APPROACH  SATURATION   IDLE   SIGNAL   ARRIVAL
                        *    LENGTH   TIME    LOST TIME    VOL     FLOW RATE   EM FAC   TYPE     RATE
                        *     (SEC)   (SEC)    (SEC)      (VPH)      (VPH)    (gm/hr)
------------------------*-------------------------------- --------- -------------------- ----------------
41. 40_SB_27th_Ave_Queue*     194      152       5.0      1046       1670       0.92      2        3
42. 41T_SB_27th_Ave_Brid*     196       73       5.0       618       1780       0.92      2        3
43. 41L_SB_27th_Ave_Brid*     196      117       5.0       706       1781       0.92      2        3
44. 42_EB_27th_Ave_offra*     196      123       5.0      1189       1736       0.92      2        3
```

```
 45. 43_NB_27th_Ave_Queue*     196      152       5.0       889       1670       0.92      2         3
 46. 44T_NB_27th_Ave_Brid*     194       66       5.0       143       1780       0.92      2         3
 47. 44L_NB_27th_Ave_Brid*     194      106       5.0       441       1781       0.92      2         3
 48. 45_WB_27th_Ave_FR_Qu*     194      126       5.0      1235       1699       0.92      2         3

  RECEPTOR LOCATIONS
  ------------------
                          *           COORDINATES (FT)          *
    RECEPTOR              *      X          Y          Z        *
--------------------------*-------------------------------------*
 1. R1                    *    639136.5   972027.7        5.9   *
 2. R2                    *    639135.2   971945.6        5.9   *
 3. R3                    *    639134.0   971863.6        5.9   *
 4. R4                    *    639132.6   971781.7        5.9   *
 5. R5                    *    639131.4   971699.7        5.9   *
 6. R6                    *    639133.2   971617.9        5.9   *
 7. R7                    *    639127.5   971536.2        5.9   *
 8. R8                    *    639169.1   971464.8        5.9   *
 9. R9                    *    639125.1   971390.4        5.9   *
10. R10                   *    639210.0   971535.5        5.9   *
11. R11                   *    639292.0   971535.4        5.9   *
12. R12                   *    639374.0   971535.2        5.9   *
13. R13                   *    639456.0   971535.0        5.9   *
14. R14                   *    639538.0   971534.9        5.9   *
15. R15                   *    639617.6   971554.4        5.9   *
16. R16                   *    639690.3   971592.4        5.9   *
17. R17                   *    639758.4   971638.2        5.9   *
18. R18                   *    639820.9   971691.3        5.9   *
19. R19                   *    639877.1   971750.8        5.9   *
20. R20                   *    639926.5   971816.4        5.9   *
21. R21                   *    639968.3   971886.9        5.9   *
22. R22                   *    640002.0   971961.6        5.9   *
23. R23                   *    639847.8   970243.4        5.9   *
24. R24                   *    639817.3   970319.5        5.9   *
25. R25                   *    639778.4   970391.7        5.9   *
26. R26                   *    639731.5   970458.9        5.9   *
27. R27                   *    639677.3   970520.4        5.9   *
28. R28                   *    639616.3   970575.3        5.9   *
29. R29                   *    639549.7   970623.1        5.9   *
30. R30                   *    639468.9   970637.5        5.9   *
31. R31                   *    639387.3   970646.0        5.9   *
32. R32                   *    639305.7   970654.5        5.9   *
33. R33                   *    639224.2   970663.1        5.9   *
34. R34                   *    639126.1   970772.1        5.9   *
35. R35                   *    639142.7   970671.7        5.9   *
36. R36                   *    639143.1   970589.6        5.9   *
37. R37                   *    639141.5   970507.7        5.9   *
```

JOB: SR101L&27thAveTI(2040NoBuild) RUN: 2040NoBuild 27thAve TI AM

DATE : 8/27/21
TIME : 10: 2:33

RECEPTOR LOCATIONS

RECEPTOR	COORDINATES (FT) X	Y	Z
38. R38	639136.5	970425.8	5.9
39. R39	639135.2	970343.9	5.9
40. R40	639134.0	970261.9	5.9
41. R41	639132.6	970179.8	5.9

JOB: SR101L&27thAveTI(2040NoBuild) RUN: 2040NoBuild 27thAve TI AM

MODEL RESULTS

REMARKS : In search of the angle corresponding to the maximum concentration, only the first angle, of the angles with same maximum concentrations, is indicated as maximum.

WIND ANGLE RANGE: 0.-360.

WIND ANGLE (DEGR)	CONCENTRATION (PPM) REC1	REC2	REC3	REC4	REC5	REC6	REC7	REC8	REC9	REC10	REC11	REC12	REC13	REC14	REC15	REC16	REC17	REC18	REC19	REC20
0.	0.0	0.0	0.0	0.0	0.0	0.0	0.0	0.0	0.0	0.0	0.0	0.0	0.0	0.0	0.0	0.0	0.0	0.0	0.0	0.0
10.	0.0	0.0	0.0	0.0	0.0	0.0	0.0	0.0	0.0	0.0	0.0	0.0	0.0	0.0	0.0	0.0	0.0	0.0	0.0	0.0
20.	0.0	0.0	0.0	0.0	0.0	0.0	0.0	0.0	0.0	0.0	0.0	0.0	0.0	0.0	0.0	0.0	0.0	0.0	0.0	0.0
30.	0.0	0.0	0.0	0.0	0.0	0.0	0.0	0.0	0.0	0.0	0.0	0.0	0.0	0.0	0.0	0.0	0.0	0.0	0.0	0.0
40.	0.0	0.0	0.0	0.0	0.0	0.0	0.0	0.0	0.0	0.0	0.0	0.0	0.0	0.0	0.0	0.0	0.0	0.0	0.0	0.0
50.	0.0	0.0	0.0	0.0	0.0	0.0	0.0	0.0	0.0	0.0	0.0	0.0	0.0	0.0	0.0	0.0	0.0	0.0	0.0	0.0
60.	0.0	0.0	0.0	0.0	0.0	0.0	0.0	0.0	0.0	0.0	0.0	0.0	0.0	0.0	0.0	0.0	0.0	0.0	0.0	0.0
70.	0.0	0.0	0.0	0.0	0.0	0.0	0.0	0.0	0.0	0.0	0.0	0.0	0.0	0.0	0.0	0.0	0.0	0.0	0.0	0.0
80.	0.0	0.0	0.0	0.0	0.0	0.0	0.0	0.0	0.0	0.0	0.0	0.0	0.0	0.0	0.0	0.0	0.0	0.0	0.0	0.0
90.	0.0	0.0	0.0	0.0	0.0	0.0	0.0	0.0	0.0	0.0	0.0	0.0	0.0	0.0	0.0	0.0	0.0	0.0	0.0	0.0
100.	0.0	0.0	0.0	0.0	0.0	0.0	0.0	0.0	0.0	0.0	0.0	0.0	0.0	0.0	0.0	0.0	0.0	0.0	0.0	0.0
110.	0.0	0.0	0.0	0.0	0.0	0.0	0.0	0.0	0.0	0.0	0.0	0.0	0.0	0.0	0.0	0.0	0.0	0.0	0.0	0.0
120.	0.0	0.0	0.0	0.0	0.0	0.0	0.0	0.0	0.0	0.0	0.0	0.0	0.0	0.0	0.0	0.0	0.0	0.0	0.0	0.0
130.	0.0	0.0	0.0	0.0	0.0	0.0	0.0	0.0	0.0	0.0	0.0	0.0	0.0	0.0	0.0	0.0	0.0	0.0	0.0	0.0

140.	*	0.0	0.0	0.0	0.0	0.0	0.0	0.0	0.0	0.0	0.0	0.0	0.0	0.0	0.0	0.0	0.0	0.0	0.0	0.0	0.0
150.	*	0.0	0.0	0.0	0.0	0.0	0.0	0.0	0.0	0.0	0.0	0.0	0.0	0.0	0.0	0.0	0.0	0.0	0.0	0.0	0.0
160.	*	0.0	0.0	0.0	0.0	0.0	0.0	0.0	0.0	0.0	0.0	0.0	0.0	0.0	0.0	0.0	0.0	0.0	0.0	0.0	0.0
170.	*	0.0	0.0	0.0	0.0	0.0	0.0	0.0	0.0	0.0	0.0	0.0	0.0	0.0	0.0	0.0	0.0	0.0	0.0	0.0	0.0
180.	*	0.0	0.0	0.0	0.0	0.0	0.0	0.0	0.0	0.0	0.0	0.0	0.0	0.0	0.0	0.0	0.0	0.0	0.0	0.0	0.0
190.	*	0.0	0.0	0.0	0.0	0.0	0.0	0.0	0.0	0.0	0.0	0.0	0.0	0.0	0.0	0.0	0.0	0.0	0.0	0.0	0.0
200.	*	0.0	0.0	0.0	0.0	0.0	0.0	0.0	0.0	0.0	0.0	0.0	0.0	0.0	0.0	0.0	0.0	0.0	0.0	0.0	0.0
210.	*	0.0	0.0	0.0	0.0	0.0	0.0	0.0	0.0	0.0	0.0	0.0	0.0	0.0	0.0	0.0	0.0	0.0	0.0	0.0	0.0
220.	*	0.0	0.0	0.0	0.0	0.0	0.0	0.0	0.0	0.0	0.0	0.0	0.0	0.0	0.0	0.0	0.0	0.0	0.0	0.0	0.0
230.	*	0.0	0.0	0.0	0.0	0.0	0.0	0.0	0.0	0.0	0.0	0.0	0.0	0.0	0.0	0.0	0.0	0.0	0.0	0.0	0.0
240.	*	0.0	0.0	0.0	0.0	0.0	0.0	0.0	0.0	0.0	0.0	0.0	0.0	0.0	0.0	0.0	0.0	0.0	0.0	0.0	0.0
250.	*	0.0	0.0	0.0	0.0	0.0	0.0	0.0	0.0	0.0	0.0	0.0	0.0	0.0	0.0	0.0	0.0	0.0	0.0	0.0	0.0
260.	*	0.0	0.0	0.0	0.0	0.0	0.0	0.0	0.0	0.0	0.0	0.0	0.0	0.0	0.0	0.0	0.0	0.0	0.0	0.0	0.0
270.	*	0.0	0.0	0.0	0.0	0.0	0.0	0.0	0.0	0.0	0.0	0.0	0.0	0.0	0.0	0.0	0.0	0.0	0.0	0.0	0.0
280.	*	0.0	0.0	0.0	0.0	0.0	0.0	0.0	0.0	0.0	0.0	0.0	0.0	0.0	0.0	0.0	0.0	0.0	0.0	0.0	0.0
290.	*	0.0	0.0	0.0	0.0	0.0	0.0	0.0	0.0	0.0	0.0	0.0	0.0	0.0	0.0	0.0	0.0	0.0	0.0	0.0	0.0
300.	*	0.0	0.0	0.0	0.0	0.0	0.0	0.0	0.0	0.0	0.0	0.0	0.0	0.0	0.0	0.0	0.0	0.0	0.0	0.0	0.0
310.	*	0.0	0.0	0.0	0.0	0.0	0.0	0.0	0.0	0.0	0.0	0.0	0.0	0.0	0.0	0.0	0.0	0.0	0.0	0.0	0.0
320.	*	0.0	0.0	0.0	0.0	0.0	0.0	0.0	0.0	0.0	0.0	0.0	0.0	0.0	0.0	0.0	0.0	0.0	0.0	0.0	0.0
330.	*	0.0	0.0	0.0	0.0	0.0	0.0	0.0	0.0	0.0	0.0	0.0	0.0	0.0	0.0	0.0	0.0	0.0	0.0	0.0	0.0
340.	*	0.0	0.0	0.0	0.0	0.0	0.0	0.0	0.0	0.0	0.0	0.0	0.0	0.0	0.0	0.0	0.0	0.0	0.0	0.0	0.0
350.	*	0.0	0.0	0.0	0.0	0.0	0.0	0.0	0.0	0.0	0.0	0.0	0.0	0.0	0.0	0.0	0.0	0.0	0.0	0.0	0.0
360.	*	0.0	0.0	0.0	0.0	0.0	0.0	0.0	0.0	0.0	0.0	0.0	0.0	0.0	0.0	0.0	0.0	0.0	0.0	0.0	0.0
MAX	*	0.0	0.0	0.0	0.0	0.0	0.0	0.0	0.0	0.0	0.0	0.0	0.0	0.0	0.0	0.0	0.0	0.0	0.0	0.0	0.0
DEGR.	*	0	0	0	0	0	0	0	0	0	0	0	0	0	0	0	0	0	0	0	0

JOB: SR101L&27thAveTI(2040NoBuild) RUN: 2040NoBuild 27thAve TI AM

MODEL RESULTS

REMARKS : In search of the angle corresponding to the maximum concentration, only the first angle, of the angles with same maximum concentrations, is indicated as maximum.

WIND ANGLE RANGE: 0.-360.

WIND ANGLE (DEGR)	*	CONCENTRATION (PPM) REC21	REC22	REC23	REC24	REC25	REC26	REC27	REC28	REC29	REC30	REC31	REC32	REC33	REC34	REC35	REC36	REC37	REC38	REC39	REC40
0.	*	0.0	0.0	0.0	0.0	0.0	0.0	0.0	0.0	0.0	0.0	0.0	0.0	0.0	0.0	0.0	0.0	0.0	0.0	0.0	0.0
10.	*	0.0	0.0	0.0	0.0	0.0	0.0	0.0	0.0	0.0	0.0	0.0	0.0	0.0	0.0	0.0	0.0	0.0	0.0	0.0	0.0
20.	*	0.0	0.0	0.0	0.0	0.0	0.0	0.0	0.0	0.0	0.0	0.0	0.0	0.0	0.0	0.0	0.0	0.0	0.0	0.0	0.0

30.	*	0.0	0.0	0.0	0.0	0.0	0.0	0.0	0.0	0.0	0.0	0.0	0.0	0.0	0.0	0.0	0.0	0.0	0.0	0.0	0.0
40.	*	0.0	0.0	0.0	0.0	0.0	0.0	0.0	0.0	0.0	0.0	0.0	0.0	0.0	0.0	0.0	0.0	0.0	0.0	0.0	0.0
50.	*	0.0	0.0	0.0	0.0	0.0	0.0	0.0	0.0	0.0	0.0	0.0	0.0	0.0	0.0	0.0	0.0	0.0	0.0	0.0	0.0
60.	*	0.0	0.0	0.0	0.0	0.0	0.0	0.0	0.0	0.0	0.0	0.0	0.0	0.0	0.0	0.0	0.0	0.0	0.0	0.0	0.0
70.	*	0.0	0.0	0.0	0.0	0.0	0.0	0.0	0.0	0.0	0.0	0.0	0.0	0.0	0.0	0.0	0.0	0.0	0.0	0.0	0.0
80.	*	0.0	0.0	0.0	0.0	0.0	0.0	0.0	0.0	0.0	0.0	0.0	0.0	0.0	0.0	0.0	0.0	0.0	0.0	0.0	0.0
90.	*	0.0	0.0	0.0	0.0	0.0	0.0	0.0	0.0	0.0	0.0	0.0	0.0	0.0	0.0	0.0	0.0	0.0	0.0	0.0	0.0
100.	*	0.0	0.0	0.0	0.0	0.0	0.0	0.0	0.0	0.0	0.0	0.0	0.0	0.0	0.1	0.0	0.0	0.0	0.0	0.0	0.0
110.	*	0.0	0.0	0.0	0.0	0.0	0.0	0.0	0.0	0.0	0.0	0.0	0.0	0.0	0.1	0.0	0.0	0.0	0.0	0.0	0.0
120.	*	0.0	0.0	0.0	0.0	0.0	0.0	0.0	0.0	0.0	0.0	0.0	0.0	0.0	0.1	0.0	0.0	0.0	0.0	0.0	0.0
130.	*	0.0	0.0	0.0	0.0	0.0	0.0	0.0	0.0	0.0	0.0	0.0	0.0	0.0	0.0	0.0	0.0	0.0	0.0	0.0	0.0
140.	*	0.0	0.0	0.0	0.0	0.0	0.0	0.0	0.0	0.0	0.0	0.0	0.0	0.0	0.0	0.0	0.0	0.0	0.0	0.0	0.0
150.	*	0.0	0.0	0.0	0.0	0.0	0.0	0.0	0.0	0.0	0.0	0.0	0.0	0.0	0.0	0.0	0.0	0.0	0.0	0.0	0.0
160.	*	0.0	0.0	0.0	0.0	0.0	0.0	0.0	0.0	0.0	0.0	0.0	0.0	0.0	0.0	0.0	0.0	0.0	0.0	0.0	0.0
170.	*	0.0	0.0	0.0	0.0	0.0	0.0	0.0	0.0	0.0	0.0	0.0	0.0	0.0	0.0	0.0	0.0	0.0	0.0	0.0	0.0
180.	*	0.0	0.0	0.0	0.0	0.0	0.0	0.0	0.0	0.0	0.0	0.0	0.0	0.0	0.0	0.0	0.0	0.0	0.0	0.0	0.0
190.	*	0.0	0.0	0.0	0.0	0.0	0.0	0.0	0.0	0.0	0.0	0.0	0.0	0.0	0.0	0.0	0.0	0.0	0.0	0.0	0.0
200.	*	0.0	0.0	0.0	0.0	0.0	0.0	0.0	0.0	0.0	0.0	0.0	0.0	0.0	0.0	0.0	0.0	0.0	0.0	0.0	0.0
210.	*	0.0	0.0	0.0	0.0	0.0	0.0	0.0	0.0	0.0	0.0	0.0	0.0	0.0	0.0	0.0	0.0	0.0	0.0	0.0	0.0
220.	*	0.0	0.0	0.0	0.0	0.0	0.0	0.0	0.0	0.0	0.0	0.0	0.0	0.0	0.0	0.0	0.0	0.0	0.0	0.0	0.0
230.	*	0.0	0.0	0.0	0.0	0.0	0.0	0.0	0.0	0.0	0.0	0.0	0.0	0.0	0.0	0.0	0.0	0.0	0.0	0.0	0.0
240.	*	0.0	0.0	0.0	0.0	0.0	0.0	0.0	0.0	0.0	0.0	0.0	0.0	0.0	0.0	0.0	0.0	0.0	0.0	0.0	0.0
250.	*	0.0	0.0	0.0	0.0	0.0	0.0	0.0	0.0	0.0	0.0	0.0	0.0	0.0	0.0	0.0	0.0	0.0	0.0	0.0	0.0
260.	*	0.0	0.0	0.0	0.0	0.0	0.0	0.0	0.0	0.0	0.0	0.0	0.0	0.0	0.0	0.0	0.0	0.0	0.0	0.0	0.0
270.	*	0.0	0.0	0.0	0.0	0.0	0.0	0.0	0.0	0.0	0.0	0.0	0.0	0.0	0.0	0.0	0.0	0.0	0.0	0.0	0.0
280.	*	0.0	0.0	0.0	0.0	0.0	0.0	0.0	0.0	0.0	0.0	0.0	0.0	0.0	0.0	0.0	0.0	0.0	0.0	0.0	0.0
290.	*	0.0	0.0	0.0	0.0	0.0	0.0	0.0	0.0	0.0	0.0	0.0	0.0	0.0	0.0	0.0	0.0	0.0	0.0	0.0	0.0
300.	*	0.0	0.0	0.0	0.0	0.0	0.0	0.0	0.0	0.0	0.0	0.0	0.0	0.0	0.0	0.0	0.0	0.0	0.0	0.0	0.0
310.	*	0.0	0.0	0.0	0.0	0.0	0.0	0.0	0.0	0.0	0.0	0.0	0.0	0.0	0.0	0.0	0.0	0.0	0.0	0.0	0.0
320.	*	0.0	0.0	0.0	0.0	0.0	0.0	0.0	0.0	0.0	0.0	0.0	0.0	0.0	0.0	0.0	0.0	0.0	0.0	0.0	0.0
330.	*	0.0	0.0	0.0	0.0	0.0	0.0	0.0	0.0	0.0	0.0	0.0	0.0	0.0	0.0	0.0	0.0	0.0	0.0	0.0	0.0
340.	*	0.0	0.0	0.0	0.0	0.0	0.0	0.0	0.0	0.0	0.0	0.0	0.0	0.0	0.0	0.0	0.0	0.0	0.0	0.0	0.0
350.	*	0.0	0.0	0.0	0.0	0.0	0.0	0.0	0.0	0.0	0.0	0.0	0.0	0.0	0.0	0.0	0.0	0.0	0.0	0.0	0.0
360.	*	0.0	0.0	0.0	0.0	0.0	0.0	0.0	0.0	0.0	0.0	0.0	0.0	0.0	0.0	0.0	0.0	0.0	0.0	0.0	0.0
MAX	*	0.0	0.0	0.0	0.0	0.0	0.0	0.0	0.0	0.0	0.0	0.0	0.0	0.0	0.1	0.0	0.0	0.0	0.0	0.0	0.0
DEGR.	*	0	0	0	0	0	0	0	0	0	0	0	0	0	100	0	0	0	0	0	0

JOB: SR101L&27thAveTI(2040NoBuild) RUN: 2040NoBuild 27thAve TI AM

MODEL RESULTS

REMARKS : In search of the angle corresponding to
the maximum concentration, only the first
angle, of the angles with same maximum

```
                concentrations, is indicated as maximum.

WIND ANGLE RANGE:   0.-360.

WIND  * CONCENTRATION
ANGLE *      (PPM)
(DEGR)* REC41
------*------
  0.  *   0.0
 10.  *   0.0
 20.  *   0.0
 30.  *   0.0
 40.  *   0.0
 50.  *   0.0
 60.  *   0.0
 70.  *   0.0
 80.  *   0.0
 90.  *   0.0
100.  *   0.0
110.  *   0.0
120.  *   0.0
130.  *   0.0
140.  *   0.0
150.  *   0.0
160.  *   0.0
170.  *   0.0
180.  *   0.0
190.  *   0.0
200.  *   0.0
210.  *   0.0
220.  *   0.0
230.  *   0.0
240.  *   0.0
250.  *   0.0
260.  *   0.0
270.  *   0.0
280.  *   0.0
290.  *   0.0
300.  *   0.0
310.  *   0.0
320.  *   0.0
330.  *   0.0
340.  *   0.0
350.  *   0.0
360.  *   0.0
------*------
MAX   *   0.0
```

DEGR. * 0

THE HIGHEST CONCENTRATION OF 0.10 PPM OCCURRED AT RECEPTOR REC34.

JOB: SR101L&27thAveTI(2040NoBuild) RUN: 2040NoBuild 27thAve TI AM

DATE : 8/27/21
TIME : 10: 2:33

RECEPTOR - LINK MATRIX FOR THE ANGLE PRODUCING
THE MAXIMUM CONCENTRATION FOR EACH RECEPTOR

CO/LINK (PPM)
ANGLE (DEGREES)

LINK #	REC1 0 0	REC2 0	REC3 0	REC4 0	REC5 0	REC6 0	REC7 0	REC8 0	REC9 0	REC10 0	REC11 0	REC12 0	REC13 0	REC14 0	REC15 0	REC16 0	REC17 0	REC18 0	REC19 0	REC20
1	0.0	0.0	0.0	0.0	0.0	0.0	0.0	0.0	0.0	0.0	0.0	0.0	0.0	0.0	0.0	0.0	0.0	0.0	0.0	0.0
2	0.0	0.0	0.0	0.0	0.0	0.0	0.0	0.0	0.0	0.0	0.0	0.0	0.0	0.0	0.0	0.0	0.0	0.0	0.0	0.0
3	0.0	0.0	0.0	0.0	0.0	0.0	0.0	0.0	0.0	0.0	0.0	0.0	0.0	0.0	0.0	0.0	0.0	0.0	0.0	0.0
4	0.0	0.0	0.0	0.0	0.0	0.0	0.0	0.0	0.0	0.0	0.0	0.0	0.0	0.0	0.0	0.0	0.0	0.0	0.0	0.0
5	0.0	0.0	0.0	0.0	0.0	0.0	0.0	0.0	0.0	0.0	0.0	0.0	0.0	0.0	0.0	0.0	0.0	0.0	0.0	0.0
6	0.0	0.0	0.0	0.0	0.0	0.0	0.0	0.0	0.0	0.0	0.0	0.0	0.0	0.0	0.0	0.0	0.0	0.0	0.0	0.0
7	0.0	0.0	0.0	0.0	0.0	0.0	0.0	0.0	0.0	0.0	0.0	0.0	0.0	0.0	0.0	0.0	0.0	0.0	0.0	0.0
8	0.0	0.0	0.0	0.0	0.0	0.0	0.0	0.0	0.0	0.0	0.0	0.0	0.0	0.0	0.0	0.0	0.0	0.0	0.0	0.0
9	0.0	0.0	0.0	0.0	0.0	0.0	0.0	0.0	0.0	0.0	0.0	0.0	0.0	0.0	0.0	0.0	0.0	0.0	0.0	0.0
10	0.0	0.0	0.0	0.0	0.0	0.0	0.0	0.0	0.0	0.0	0.0	0.0	0.0	0.0	0.0	0.0	0.0	0.0	0.0	0.0
11	0.0	0.0	0.0	0.0	0.0	0.0	0.0	0.0	0.0	0.0	0.0	0.0	0.0	0.0	0.0	0.0	0.0	0.0	0.0	0.0
12	0.0	0.0	0.0	0.0	0.0	0.0	0.0	0.0	0.0	0.0	0.0	0.0	0.0	0.0	0.0	0.0	0.0	0.0	0.0	0.0
13	0.0	0.0	0.0	0.0	0.0	0.0	0.0	0.0	0.0	0.0	0.0	0.0	0.0	0.0	0.0	0.0	0.0	0.0	0.0	0.0
14	0.0	0.0	0.0	0.0	0.0	0.0	0.0	0.0	0.0	0.0	0.0	0.0	0.0	0.0	0.0	0.0	0.0	0.0	0.0	0.0
15	0.0	0.0	0.0	0.0	0.0	0.0	0.0	0.0	0.0	0.0	0.0	0.0	0.0	0.0	0.0	0.0	0.0	0.0	0.0	0.0
16	0.0	0.0	0.0	0.0	0.0	0.0	0.0	0.0	0.0	0.0	0.0	0.0	0.0	0.0	0.0	0.0	0.0	0.0	0.0	0.0
17	0.0	0.0	0.0	0.0	0.0	0.0	0.0	0.0	0.0	0.0	0.0	0.0	0.0	0.0	0.0	0.0	0.0	0.0	0.0	0.0
18	0.0	0.0	0.0	0.0	0.0	0.0	0.0	0.0	0.0	0.0	0.0	0.0	0.0	0.0	0.0	0.0	0.0	0.0	0.0	0.0
19	0.0	0.0	0.0	0.0	0.0	0.0	0.0	0.0	0.0	0.0	0.0	0.0	0.0	0.0	0.0	0.0	0.0	0.0	0.0	0.0
20	0.0	0.0	0.0	0.0	0.0	0.0	0.0	0.0	0.0	0.0	0.0	0.0	0.0	0.0	0.0	0.0	0.0	0.0	0.0	0.0
21	0.0	0.0	0.0	0.0	0.0	0.0	0.0	0.0	0.0	0.0	0.0	0.0	0.0	0.0	0.0	0.0	0.0	0.0	0.0	0.0
22	0.0	0.0	0.0	0.0	0.0	0.0	0.0	0.0	0.0	0.0	0.0	0.0	0.0	0.0	0.0	0.0	0.0	0.0	0.0	0.0
23	0.0	0.0	0.0	0.0	0.0	0.0	0.0	0.0	0.0	0.0	0.0	0.0	0.0	0.0	0.0	0.0	0.0	0.0	0.0	0.0
24	0.0	0.0	0.0	0.0	0.0	0.0	0.0	0.0	0.0	0.0	0.0	0.0	0.0	0.0	0.0	0.0	0.0	0.0	0.0	0.0
25	0.0	0.0	0.0	0.0	0.0	0.0	0.0	0.0	0.0	0.0	0.0	0.0	0.0	0.0	0.0	0.0	0.0	0.0	0.0	0.0
26	0.0	0.0	0.0	0.0	0.0	0.0	0.0	0.0	0.0	0.0	0.0	0.0	0.0	0.0	0.0	0.0	0.0	0.0	0.0	0.0
27	0.0	0.0	0.0	0.0	0.0	0.0	0.0	0.0	0.0	0.0	0.0	0.0	0.0	0.0	0.0	0.0	0.0	0.0	0.0	0.0
28	0.0	0.0	0.0	0.0	0.0	0.0	0.0	0.0	0.0	0.0	0.0	0.0	0.0	0.0	0.0	0.0	0.0	0.0	0.0	0.0
29	0.0	0.0	0.0	0.0	0.0	0.0	0.0	0.0	0.0	0.0	0.0	0.0	0.0	0.0	0.0	0.0	0.0	0.0	0.0	0.0

```
   30  *   0.0   0.0   0.0   0.0   0.0   0.0   0.0   0.0   0.0   0.0   0.0   0.0   0.0   0.0   0.0   0.0   0.0   0.0   0.0   0.0
   31  *   0.0   0.0   0.0   0.0   0.0   0.0   0.0   0.0   0.0   0.0   0.0   0.0   0.0   0.0   0.0   0.0   0.0   0.0   0.0   0.0
   32  *   0.0   0.0   0.0   0.0   0.0   0.0   0.0   0.0   0.0   0.0   0.0   0.0   0.0   0.0   0.0   0.0   0.0   0.0   0.0   0.0
   33  *   0.0   0.0   0.0   0.0   0.0   0.0   0.0   0.0   0.0   0.0   0.0   0.0   0.0   0.0   0.0   0.0   0.0   0.0   0.0   0.0
   34  *   0.0   0.0   0.0   0.0   0.0   0.0   0.0   0.0   0.0   0.0   0.0   0.0   0.0   0.0   0.0   0.0   0.0   0.0   0.0   0.0
   35  *   0.0   0.0   0.0   0.0   0.0   0.0   0.0   0.0   0.0   0.0   0.0   0.0   0.0   0.0   0.0   0.0   0.0   0.0   0.0   0.0
   36  *   0.0   0.0   0.0   0.0   0.0   0.0   0.0   0.0   0.0   0.0   0.0   0.0   0.0   0.0   0.0   0.0   0.0   0.0   0.0   0.0
   37  *   0.0   0.0   0.0   0.0   0.0   0.0   0.0   0.0   0.0   0.0   0.0   0.0   0.0   0.0   0.0   0.0   0.0   0.0   0.0   0.0
   38  *   0.0   0.0   0.0   0.0   0.0   0.0   0.0   0.0   0.0   0.0   0.0   0.0   0.0   0.0   0.0   0.0   0.0   0.0   0.0   0.0
   39  *   0.0   0.0   0.0   0.0   0.0   0.0   0.0   0.0   0.0   0.0   0.0   0.0   0.0   0.0   0.0   0.0   0.0   0.0   0.0   0.0
   40  *   0.0   0.0   0.0   0.0   0.0   0.0   0.0   0.0   0.0   0.0   0.0   0.0   0.0   0.0   0.0   0.0   0.0   0.0   0.0   0.0
   41  *   0.0   0.0   0.0   0.0   0.0   0.0   0.0   0.0   0.0   0.0   0.0   0.0   0.0   0.0   0.0   0.0   0.0   0.0   0.0   0.0
   42  *   0.0   0.0   0.0   0.0   0.0   0.0   0.0   0.0   0.0   0.0   0.0   0.0   0.0   0.0   0.0   0.0   0.0   0.0   0.0   0.0
   43  *   0.0   0.0   0.0   0.0   0.0   0.0   0.0   0.0   0.0   0.0   0.0   0.0   0.0   0.0   0.0   0.0   0.0   0.0   0.0   0.0
   44  *   0.0   0.0   0.0   0.0   0.0   0.0   0.0   0.0   0.0   0.0   0.0   0.0   0.0   0.0   0.0   0.0   0.0   0.0   0.0   0.0
   45  *   0.0   0.0   0.0   0.0   0.0   0.0   0.0   0.0   0.0   0.0   0.0   0.0   0.0   0.0   0.0   0.0   0.0   0.0   0.0   0.0
                                                                                                                          PAGE  9
   JOB: SR101L&27thAveTI(2040NoBuild)                        RUN: 2040NoBuild 27thAve TI AM

       *    CO/LINK  (PPM)
       *    ANGLE (DEGREES)
       *  REC1  REC2  REC3  REC4  REC5  REC6  REC7  REC8  REC9  REC10 REC11 REC12 REC13 REC14 REC15 REC16 REC17 REC18 REC19 REC20
LINK # *  0  0     0     0     0     0     0     0     0     0     0     0     0     0     0     0     0     0     0     0
-------*-----------------------------------------------------------------------------------------------------------------------
   46  *   0.0   0.0   0.0   0.0   0.0   0.0   0.0   0.0   0.0   0.0   0.0   0.0   0.0   0.0   0.0   0.0   0.0   0.0   0.0   0.0
   47  *   0.0   0.0   0.0   0.0   0.0   0.0   0.0   0.0   0.0   0.0   0.0   0.0   0.0   0.0   0.0   0.0   0.0   0.0   0.0   0.0
   48  *   0.0   0.0   0.0   0.0   0.0   0.0   0.0   0.0   0.0   0.0   0.0   0.0   0.0   0.0   0.0   0.0   0.0   0.0   0.0   0.0
                                                                                                                          PAGE 10
   JOB: SR101L&27thAveTI(2040NoBuild)                        RUN: 2040NoBuild 27thAve TI AM

   DATE :  8/27/21
   TIME : 10: 2:33


   RECEPTOR - LINK MATRIX FOR THE ANGLE PRODUCING
   THE MAXIMUM CONCENTRATION FOR EACH RECEPTOR

       *    CO/LINK  (PPM)
       *    ANGLE (DEGREES)
       *  REC21 REC22 REC23 REC24 REC25 REC26 REC27 REC28 REC29 REC30 REC31 REC32 REC33 REC34 REC35 REC36 REC37 REC38 REC39 REC40
LINK # *  0  0     0     0     0     0     0     0     0     0     0     0     0     100 0       0     0     0     0     0
-------*-----------------------------------------------------------------------------------------------------------------------
    1  *   0.0   0.0   0.0   0.0   0.0   0.0   0.0   0.0   0.0   0.0   0.0   0.0   0.0   0.0   0.0   0.0   0.0   0.0   0.0   0.0
    2  *   0.0   0.0   0.0   0.0   0.0   0.0   0.0   0.0   0.0   0.0   0.0   0.0   0.0   0.0   0.0   0.0   0.0   0.0   0.0   0.0
    3  *   0.0   0.0   0.0   0.0   0.0   0.0   0.0   0.0   0.0   0.0   0.0   0.0   0.0   0.0   0.0   0.0   0.0   0.0   0.0   0.0
    4  *   0.0   0.0   0.0   0.0   0.0   0.0   0.0   0.0   0.0   0.0   0.0   0.0   0.0   0.0   0.0   0.0   0.0   0.0   0.0   0.0
    5  *   0.0   0.0   0.0   0.0   0.0   0.0   0.0   0.0   0.0   0.0   0.0   0.0   0.0   0.0   0.0   0.0   0.0   0.0   0.0   0.0
```

6	*	0.0	0.0	0.0	0.0	0.0	0.0	0.0	0.0	0.0	0.0	0.0	0.0	0.0	0.0	0.0	0.0	0.0	0.0	0.0	0.0
7	*	0.0	0.0	0.0	0.0	0.0	0.0	0.0	0.0	0.0	0.0	0.0	0.0	0.0	0.0	0.0	0.0	0.0	0.0	0.0	0.0
8	*	0.0	0.0	0.0	0.0	0.0	0.0	0.0	0.0	0.0	0.0	0.0	0.0	0.0	0.0	0.0	0.0	0.0	0.0	0.0	0.0
9	*	0.0	0.0	0.0	0.0	0.0	0.0	0.0	0.0	0.0	0.0	0.0	0.0	0.0	0.0	0.0	0.0	0.0	0.0	0.0	0.0
10	*	0.0	0.0	0.0	0.0	0.0	0.0	0.0	0.0	0.0	0.0	0.0	0.0	0.0	0.0	0.0	0.0	0.0	0.0	0.0	0.0
11	*	0.0	0.0	0.0	0.0	0.0	0.0	0.0	0.0	0.0	0.0	0.0	0.0	0.0	0.0	0.0	0.0	0.0	0.0	0.0	0.0
12	*	0.0	0.0	0.0	0.0	0.0	0.0	0.0	0.0	0.0	0.0	0.0	0.0	0.0	0.0	0.0	0.0	0.0	0.0	0.0	0.0
13	*	0.0	0.0	0.0	0.0	0.0	0.0	0.0	0.0	0.0	0.0	0.0	0.0	0.0	0.0	0.0	0.0	0.0	0.0	0.0	0.0
14	*	0.0	0.0	0.0	0.0	0.0	0.0	0.0	0.0	0.0	0.0	0.0	0.0	0.0	0.0	0.0	0.0	0.0	0.0	0.0	0.0
15	*	0.0	0.0	0.0	0.0	0.0	0.0	0.0	0.0	0.0	0.0	0.0	0.0	0.0	0.0	0.0	0.0	0.0	0.0	0.0	0.0
16	*	0.0	0.0	0.0	0.0	0.0	0.0	0.0	0.0	0.0	0.0	0.0	0.0	0.0	0.1	0.0	0.0	0.0	0.0	0.0	0.0
17	*	0.0	0.0	0.0	0.0	0.0	0.0	0.0	0.0	0.0	0.0	0.0	0.0	0.0	0.0	0.0	0.0	0.0	0.0	0.0	0.0
18	*	0.0	0.0	0.0	0.0	0.0	0.0	0.0	0.0	0.0	0.0	0.0	0.0	0.0	0.0	0.0	0.0	0.0	0.0	0.0	0.0
19	*	0.0	0.0	0.0	0.0	0.0	0.0	0.0	0.0	0.0	0.0	0.0	0.0	0.0	0.0	0.0	0.0	0.0	0.0	0.0	0.0
20	*	0.0	0.0	0.0	0.0	0.0	0.0	0.0	0.0	0.0	0.0	0.0	0.0	0.0	0.0	0.0	0.0	0.0	0.0	0.0	0.0
21	*	0.0	0.0	0.0	0.0	0.0	0.0	0.0	0.0	0.0	0.0	0.0	0.0	0.0	0.0	0.0	0.0	0.0	0.0	0.0	0.0
22	*	0.0	0.0	0.0	0.0	0.0	0.0	0.0	0.0	0.0	0.0	0.0	0.0	0.0	0.0	0.0	0.0	0.0	0.0	0.0	0.0
23	*	0.0	0.0	0.0	0.0	0.0	0.0	0.0	0.0	0.0	0.0	0.0	0.0	0.0	0.0	0.0	0.0	0.0	0.0	0.0	0.0
24	*	0.0	0.0	0.0	0.0	0.0	0.0	0.0	0.0	0.0	0.0	0.0	0.0	0.0	0.0	0.0	0.0	0.0	0.0	0.0	0.0
25	*	0.0	0.0	0.0	0.0	0.0	0.0	0.0	0.0	0.0	0.0	0.0	0.0	0.0	0.0	0.0	0.0	0.0	0.0	0.0	0.0
26	*	0.0	0.0	0.0	0.0	0.0	0.0	0.0	0.0	0.0	0.0	0.0	0.0	0.0	0.0	0.0	0.0	0.0	0.0	0.0	0.0
27	*	0.0	0.0	0.0	0.0	0.0	0.0	0.0	0.0	0.0	0.0	0.0	0.0	0.0	0.0	0.0	0.0	0.0	0.0	0.0	0.0
28	*	0.0	0.0	0.0	0.0	0.0	0.0	0.0	0.0	0.0	0.0	0.0	0.0	0.0	0.0	0.0	0.0	0.0	0.0	0.0	0.0
29	*	0.0	0.0	0.0	0.0	0.0	0.0	0.0	0.0	0.0	0.0	0.0	0.0	0.0	0.0	0.0	0.0	0.0	0.0	0.0	0.0
30	*	0.0	0.0	0.0	0.0	0.0	0.0	0.0	0.0	0.0	0.0	0.0	0.0	0.0	0.0	0.0	0.0	0.0	0.0	0.0	0.0
31	*	0.0	0.0	0.0	0.0	0.0	0.0	0.0	0.0	0.0	0.0	0.0	0.0	0.0	0.0	0.0	0.0	0.0	0.0	0.0	0.0
32	*	0.0	0.0	0.0	0.0	0.0	0.0	0.0	0.0	0.0	0.0	0.0	0.0	0.0	0.0	0.0	0.0	0.0	0.0	0.0	0.0
33	*	0.0	0.0	0.0	0.0	0.0	0.0	0.0	0.0	0.0	0.0	0.0	0.0	0.0	0.0	0.0	0.0	0.0	0.0	0.0	0.0
34	*	0.0	0.0	0.0	0.0	0.0	0.0	0.0	0.0	0.0	0.0	0.0	0.0	0.0	0.0	0.0	0.0	0.0	0.0	0.0	0.0
35	*	0.0	0.0	0.0	0.0	0.0	0.0	0.0	0.0	0.0	0.0	0.0	0.0	0.0	0.0	0.0	0.0	0.0	0.0	0.0	0.0
36	*	0.0	0.0	0.0	0.0	0.0	0.0	0.0	0.0	0.0	0.0	0.0	0.0	0.0	0.0	0.0	0.0	0.0	0.0	0.0	0.0
37	*	0.0	0.0	0.0	0.0	0.0	0.0	0.0	0.0	0.0	0.0	0.0	0.0	0.0	0.0	0.0	0.0	0.0	0.0	0.0	0.0
38	*	0.0	0.0	0.0	0.0	0.0	0.0	0.0	0.0	0.0	0.0	0.0	0.0	0.0	0.0	0.0	0.0	0.0	0.0	0.0	0.0
39	*	0.0	0.0	0.0	0.0	0.0	0.0	0.0	0.0	0.0	0.0	0.0	0.0	0.0	0.0	0.0	0.0	0.0	0.0	0.0	0.0
40	*	0.0	0.0	0.0	0.0	0.0	0.0	0.0	0.0	0.0	0.0	0.0	0.0	0.0	0.0	0.0	0.0	0.0	0.0	0.0	0.0
41	*	0.0	0.0	0.0	0.0	0.0	0.0	0.0	0.0	0.0	0.0	0.0	0.0	0.0	0.0	0.0	0.0	0.0	0.0	0.0	0.0
42	*	0.0	0.0	0.0	0.0	0.0	0.0	0.0	0.0	0.0	0.0	0.0	0.0	0.0	0.0	0.0	0.0	0.0	0.0	0.0	0.0
43	*	0.0	0.0	0.0	0.0	0.0	0.0	0.0	0.0	0.0	0.0	0.0	0.0	0.0	0.0	0.0	0.0	0.0	0.0	0.0	0.0
44	*	0.0	0.0	0.0	0.0	0.0	0.0	0.0	0.0	0.0	0.0	0.0	0.0	0.0	0.0	0.0	0.0	0.0	0.0	0.0	0.0
45	*	0.0	0.0	0.0	0.0	0.0	0.0	0.0	0.0	0.0	0.0	0.0	0.0	0.0	0.0	0.0	0.0	0.0	0.0	0.0	0.0

PAGE 11

JOB: SR101L&27thAveTI(2040NoBuild) RUN: 2040NoBuild 27thAve TI AM

```
        *    CO/LINK  (PPM)
        *    ANGLE (DEGREES)
        *  REC21 REC22 REC23 REC24 REC25 REC26 REC27 REC28 REC29 REC30 REC31 REC32 REC33 REC34 REC35 REC36 REC37 REC38 REC39 REC40
LINK # *  0  0     0     0     0     0     0     0     0     0     0     0     0     100 0       0     0     0     0     0
```

```
-------*-------------------------------------------------------------------------------------------------------------------------
   46  *   0.0   0.0   0.0   0.0   0.0   0.0   0.0   0.0   0.0   0.0   0.0   0.0   0.0   0.0   0.0   0.0   0.0   0.0   0.0   0.0
   47  *   0.0   0.0   0.0   0.0   0.0   0.0   0.0   0.0   0.0   0.0   0.0   0.0   0.0   0.0   0.0   0.0   0.0   0.0   0.0   0.0
   48  *   0.0   0.0   0.0   0.0   0.0   0.0   0.0   0.0   0.0   0.0   0.0   0.0   0.0   0.0   0.0   0.0   0.0   0.0   0.0   0.0
                                                                                                                          PAGE 12
   JOB: SR101L&27thAveTI(2040NoBuild)                       RUN: 2040NoBuild 27thAve TI AM

   DATE :  8/27/21
   TIME : 10: 2:33


   RECEPTOR - LINK MATRIX FOR THE ANGLE PRODUCING
   THE MAXIMUM CONCENTRATION FOR EACH RECEPTOR

       *    CO/LINK  (PPM)
       *    ANGLE (DEGREES)
       *  REC41
LINK # *     0
-------*------
    1  *   0.0
    2  *   0.0
    3  *   0.0
    4  *   0.0
    5  *   0.0
    6  *   0.0
    7  *   0.0
    8  *   0.0
    9  *   0.0
   10  *   0.0
   11  *   0.0
   12  *   0.0
   13  *   0.0
   14  *   0.0
   15  *   0.0
   16  *   0.0
   17  *   0.0
   18  *   0.0
   19  *   0.0
   20  *   0.0
   21  *   0.0
   22  *   0.0
   23  *   0.0
   24  *   0.0
   25  *   0.0
   26  *   0.0
   27  *   0.0
   28  *   0.0
```

```
   29  *   0.0
   30  *   0.0
   31  *   0.0
   32  *   0.0
   33  *   0.0
   34  *   0.0
   35  *   0.0
   36  *   0.0
   37  *   0.0
   38  *   0.0
   39  *   0.0
   40  *   0.0
   41  *   0.0
   42  *   0.0
   43  *   0.0
   44  *   0.0
   45  *   0.0
                                                                                                PAGE 13
   JOB: SR101L&27thAveTI(2040NoBuild)                        RUN: 2040NoBuild 27thAve TI AM

       *    CO/LINK  (PPM)
       *    ANGLE (DEGREES)
       *  REC41
LINK # *     0
-------*------
   46  *   0.0
   47  *   0.0
   48  *   0.0
```

```
                    CAL3QHC: LINE SOURCE DISPERSION MODEL - VERSION 2.0 Dated 95221                        PAGE  1

JOB: SR101L&27thAveTI(2040NoBuild)                        RUN: 2040NoBuild 27thAve TI AM

DATE :  8/27/21
TIME : 10: 2:40

   The MODE flag has been set to C for calculating CO averages.

 SITE & METEOROLOGICAL VARIABLES
 -------------------------------
 VS =   0.0 CM/S       VD =   0.0 CM/S       Z0 = 108. CM
  U =  1.0 M/S         CLAS =   4  (D)     ATIM =  60. MINUTES     MIXH =  1000. M   AMB =  0.0 PPM

 LINK VARIABLES
 --------------
   LINK DESCRIPTION     *         LINK COORDINATES (FT)          *    LENGTH  BRG TYPE   VPH    EF      H   W    V/C QUEUE
                        *   X1        Y1        X2        Y2     *     (FT)  (DEG)            (G/MI)  (FT) (FT)       (VEH)
------------------------*----------------------------------------*-----------------------------------------------------------
 1. 1_SR101_EB_ML_S1    * 637440.3  971029.7  638442.6  971027.9 *    1002.    90. DP   5256.   0.3 -10.0 68.0
 2. 2_SR101_EB_ML_S2    * 638442.6  971027.9  630131.2  971022.2 *    8311.   270. DP   5256.   0.5 -20.0 68.0
 3. 3_SR101_WB_ML_S1    * 638443.7  971098.7  637440.1  971099.6 *    1004.   270. DP   3391.   1.2 -10.0 68.0
 4. 4_SR101_WB_ML_S2    * 640134.8  971092.9  638443.7  971098.7 *    1691.   270. DP   3391.   0.6 -20.0 68.0
 5. 5_EB_frontage_road_S* 637423.5  970820.2  638660.7  970758.0 *    1239.    93. AG    500.   0.9   0.0 44.0
 6. 6_EB_27th_Ave_offram* 637443.3  970904.3  638661.0  970779.7 *    1224.    96. AG    689.   0.6   0.0 32.0
 7. 7_EB_frontage_road_S* 638660.8  970769.4  639067.9  970743.6 *     408.    94. AG   1189.   0.6   0.0 68.0
 8. 8_EB_27th_Ave_offram* 638978.2  970722.1  639034.0  970679.3 *      70.   127. AG    269.   0.6   0.0 32.0
 9. 9_Ramp_ES/EN        * 637442.2  970938.9  638795.2  970904.7 *    1353.    91. FL   2861.   0.7  10.0 44.0
10. 10_Ramp_ES_S1       * 638794.7  970892.5  639304.3  970832.8 *     513.    97. BR   1075.   1.5  20.0 44.0
11. 11_Ramp_ES_S2       * 639304.3  970832.8  639705.4  970619.2 *     454.   118. BR   1075.   0.8  30.0 44.0
12. 12_Ramp_ES_S3       * 639705.4  970619.2  639935.2  970203.8 *     475.   151. BR   1075.   0.8  25.0 44.0
13. 13_Ramp_EN_S1       * 638794.9  970913.6  639565.3  970896.3 *     771.    91. BR   1786.   0.9  30.0 32.0
14. 14_Ramp_EN_S2       * 639565.3  970896.3  639947.8  970953.8 *     387.    81. BR   1786.   0.9  30.0 32.0
15. 15_27th_Ave_NB_onram* 639119.2  970672.2  639178.9  970724.4 *      79.    49. AG    357.   0.6   0.0 32.0
16. 16_EB_frontage_road_* 639066.2  970741.8  639597.9  970713.2 *     532.    93. AG   2028.   0.6   0.0 56.0
17. 17_EB_frontage_road_* 639597.9  970713.2  640023.7  970750.5 *     427.    85. AG   2028.   0.6   0.0 56.0
18. 18_Ramp_NW_S1       * 640060.3  971234.1  639717.6  971359.4 *     365.   290. BR    591.   0.8  25.0 44.0
19. 19_Ramp_NW_S2       * 639717.6  971359.4  639320.2  971327.1 *     399.   265. BR    591.   0.5  20.0 44.0
20. 20_Ramp_NW_S3       * 639320.2  971327.1  638730.5  971227.6 *     598.   260. BR    591.   0.2  20.0 44.0
21. 21a_Ramp_NW_S4      * 638729.0  971234.7  638226.7  971189.5 *     504.   265. FL   2252.   0.4  10.0 44.0
22. 21b_Ramp_NW_S4      * 638226.7  971189.5  637444.4  971170.5 *     783.   269. FL   2252.   0.4  10.0 44.0
23. 22_Ramp_SW_S1       * 640052.4  971989.1  639817.5  971588.5 *     464.   210. BR   1661.   0.4  20.0 32.0
24. 23_Ramp_SW_S2       * 639817.5  971588.5  639311.0  971361.4 *     555.   246. BR   1661.   0.4  20.0 32.0
25. 24_Ramp_SW_S3       * 639311.0  971361.4  638726.1  971248.9 *     596.   259. BR   1661.   0.3  20.0 32.0
26. 25_WB_frontage_road_* 640020.0  971464.2  639549.7  971458.1 *     470.   269. AG   1235.   0.6   0.0 56.0
27. 26_WB_frontage_road_* 639549.7  971458.1  639075.2  971414.9 *     476.   265. AG   1235.   0.6   0.0 56.0
28. 27_WB_27th_Ave_FR_RT* 639198.7  971444.5  639122.4  971513.6 *     103.   312. AG    405.   0.6   0.0 32.0
```

```
29. 28_WB_27th_Ave_onram* 639025.6  971471.1  638976.4  971416.7 *      73.   222. AG     90.   0.6   0.0 32.0
30. 29_WB_frontage_road_* 639073.9  971414.9  638583.8  971359.1 *     493.   264. AG    994.   0.6   0.0 56.0
31. 30_WB_frontage_road_* 638581.7  971370.2  637449.5  971281.4 *    1136.   266. AG    485.   0.8   0.0 44.0
32. 31_WB_27th_Ave_onram* 638586.6  971344.8  637443.3  971193.3 *    1153.   262. AG    447.   0.6   0.0 44.0
33. 32_SB 27th Ave S1   * 639026.8  972069.6  639046.2  971428.2 *     642.   178. AG   1046.   0.7   0.0 68.0
34. 33_SB 27th Ave S2   * 639046.2  971428.2  639044.2  970722.6 *     706.   180. BR   1323.   0.7   0.0 56.0
35. 34_SB 27th Ave S3   * 639044.2  970722.6  639040.4  970160.7 *     562.   180. AG    886.   0.6   0.0 56.0
36. 35_SB 27th_Ave_LT_to* 639064.7  970792.0  639145.3  970726.3 *     104.   129. AG    706.   0.6   0.0 32.0
37. 36_NB_27th_Ave_S1   * 639098.4  970162.8  639092.7  970721.9 *     559.   359. AG    889.   0.6   0.0 68.0
38. 37_NB_27th_Ave_S2   * 639092.7  970721.9  639099.2  971427.4 *     706.     1. BR    584.   0.6   0.0 56.0
39. 38_NB_27th_Ave_S3   * 639099.2  971427.4  639099.9  972066.7 *     639.     0. AG    547.   0.6   0.0 44.0
40. 39_NB_27th_Ave_LT_to* 639077.0  971356.5  638998.9  971418.2 *     100.   308. AG    441.   0.6   0.0 32.0
41. 40_SB_27th_Ave_Queue* 639043.8  971467.7  639042.9  971688.5 *     221.   360. AG      8. 100.0   0.0 48.0 0.87  11.2
42. 41T_SB_27th_Ave_Brid* 639054.2  970792.8  639053.4  970916.2 *     123.   360. BR      2. 100.0   0.0 24.0 0.29   6.3
43. 41L_SB_27th_Ave_Brid* 639067.1  970792.8  639059.6  971835.5 *    1043.   360. BR      1. 100.0   0.0 12.0 1.08  53.0
44. 42_EB_27th_Ave_offra* 639008.4  970736.9  638809.5  970755.6 *     200.   275. AG      6. 100.0   0.0 48.0 0.51  10.1
                                                                                                          PAGE  2
JOB: SR101L&27thAveTI(2040NoBuild)                        RUN: 2040NoBuild 27thAve TI AM

DATE :  8/27/21
TIME : 10: 2:40

 LINK VARIABLES
 --------------
   LINK DESCRIPTION     *         LINK COORDINATES (FT)          *    LENGTH  BRG TYPE   VPH    EF      H   W    V/C QUEUE
                        *   X1        Y1        X2        Y2     *     (FT)  (DEG)            (G/MI)  (FT) (FT)       (VEH)
------------------------*----------------------------------------*-------------------------------------------------------
45. 43_NB_27th_Ave_Queue* 639100.3  970668.7  639099.9  970484.1 *     185.   180. AG      8. 100.0   0.0 48.0 0.70   9.4
46. 44T_NB_27th_Ave_Brid* 639099.4  971357.1  639099.4  971331.5 *      26.   180. BR      2. 100.0   0.0 24.0 0.06   1.3
47. 44L_NB_27th_Ave_Brid* 639079.3  971357.1  639080.9  971101.5 *     256.   180. BR      1. 100.0   0.0 12.0 0.59  13.0
48. 45_WB_27th_Ave_FR_Qu* 639130.7  971417.8  639412.5  971445.4 *     283.    84. AG      5. 100.0   0.0 36.0 0.77  14.4
                                                                                                          PAGE  3
JOB: SR101L&27thAveTI(2040NoBuild)                        RUN: 2040NoBuild 27thAve TI AM

DATE :  8/27/21
TIME : 10: 2:40

 ADDITIONAL QUEUE LINK PARAMETERS
 --------------------------------
   LINK DESCRIPTION     *    CYCLE    RED     CLEARANCE  APPROACH  SATURATION   IDLE   SIGNAL   ARRIVAL
                        *    LENGTH   TIME    LOST TIME    VOL     FLOW RATE   EM FAC   TYPE     RATE
                        *     (SEC)   (SEC)    (SEC)      (VPH)      (VPH)    (gm/hr)
------------------------*-------------------------------- --------- -------------------- ----------------
41. 40_SB_27th_Ave_Queue*     194      152       5.0      1046       1670       0.92      2        3
42. 41T_SB_27th_Ave_Brid*     196       73       5.0       618       1780       0.92      2        3
43. 41L_SB_27th_Ave_Brid*     196      117       5.0       706       1781       0.92      2        3
44. 42_EB_27th_Ave_offra*     196      123       5.0      1189       1736       0.92      2        3
```

```
 45. 43_NB_27th_Ave_Queue*     196      152       5.0       889       1670       0.92      2         3
 46. 44T_NB_27th_Ave_Brid*     194       66       5.0       143       1780       0.92      2         3
 47. 44L_NB_27th_Ave_Brid*     194      106       5.0       441       1781       0.92      2         3
 48. 45_WB_27th_Ave_FR_Qu*     194      126       5.0      1235       1699       0.92      2         3

  RECEPTOR LOCATIONS
  ------------------
                          *           COORDINATES (FT)          *
    RECEPTOR              *      X          Y          Z        *
--------------------------*-------------------------------------*
 1. R42                   *    638996.8   970188.8        5.9   *
 2. R43                   *    638998.1   970270.8        5.9   *
 3. R44                   *    638999.3   970352.8        5.9   *
 4. R45                   *    639000.6   970434.7        5.9   *
 5. R46                   *    639001.9   970516.7        5.9   *
 6. R47                   *    639003.1   970598.7        5.9   *
 7. R48                   *    639004.5   970683.7        5.9   *
 8. R49                   *    639012.5   970776.6        5.9   *
 9. R50                   *    638922.6   970685.9        5.9   *
10. R51                   *    638847.3   970690.3        5.9   *
11. R52                   *    638765.4   970694.9        5.9   *
12. R53                   *    638683.6   970699.7        5.9   *
13. R54                   *    638601.7   970704.5        5.9   *
14. R55                   *    638519.9   970709.2        5.9   *
15. R56                   *    638438.0   970713.9        5.9   *
16. R57                   *    638356.2   970718.6        5.9   *
17. R58                   *    638274.3   970723.3        5.9   *
18. R59                   *    638192.4   970728.0        5.9   *
19. R60                   *    638110.5   970732.9        5.9   *
20. R61                   *    638028.7   970737.5        5.9   *
21. R62                   *    637946.8   970742.3        5.9   *
22. R63                   *    637864.9   970747.0        5.9   *
23. R64                   *    637783.1   970751.7        5.9   *
24. R65                   *    637701.2   970756.4        5.9   *
25. R66                   *    639008.5   972029.6        5.9   *
26. R67                   *    639007.2   971947.7        5.9   *
27. R68                   *    639006.0   971865.7        5.9   *
28. R69                   *    639004.7   971783.7        5.9   *
29. R70                   *    639004.9   971701.7        5.9   *
30. R71                   *    639007.8   971619.7        5.9   *
31. R72                   *    639008.0   971537.7        5.9   *
32. R73                   *    639004.6   971455.8        5.9   *
33. R74                   *    639014.0   971380.7        5.9   *
34. R75                   *    638926.4   971530.3        5.9   *
35. R76                   *    638844.6   971522.9        5.9   *
36. R77                   *    638763.0   971515.4        5.9   *
37. R78                   *    638681.3   971508.1        5.9   *
```

JOB: SR101L&27thAveTI(2040NoBuild) RUN: 2040NoBuild 27thAve TI AM

DATE : 8/27/21
TIME : 10: 2:40

RECEPTOR LOCATIONS

RECEPTOR	COORDINATES (FT) X	Y	Z
38. R79	638599.7	971500.7	5.9
39. R80	638518.0	971493.2	5.9
40. R81	638436.3	971485.8	5.9
41. R82	638354.6	971478.4	5.9
42. R83	638273.0	971471.0	5.9
43. R84	638191.3	971463.6	5.9
44. R85	638109.6	971456.2	5.9
45. R86	638028.0	971448.7	5.9
46. R87	637946.3	971441.2	5.9
47. R88	637864.7	971433.8	5.9
48. R89	637783.0	971426.5	5.9
49. R90	637701.3	971419.0	5.9

JOB: SR101L&27thAveTI(2040NoBuild) RUN: 2040NoBuild 27thAve TI AM

MODEL RESULTS

REMARKS : In search of the angle corresponding to the maximum concentration, only the first angle, of the angles with same maximum concentrations, is indicated as maximum.

WIND ANGLE RANGE: 0.-360.

WIND ANGLE (DEGR)	CONCENTRATION (PPM) REC1	REC2	REC3	REC4	REC5	REC6	REC7	REC8	REC9	REC10	REC11	REC12	REC13	REC14	REC15	REC16	REC17	REC18	REC19	REC20
0.	0.0	0.0	0.0	0.0	0.0	0.0	0.0	0.0	0.0	0.0	0.0	0.0	0.0	0.0	0.0	0.0	0.0	0.0	0.0	0.0
10.	0.0	0.0	0.0	0.0	0.0	0.0	0.0	0.0	0.0	0.0	0.0	0.0	0.0	0.0	0.0	0.0	0.0	0.0	0.0	0.0
20.	0.0	0.0	0.0	0.0	0.0	0.0	0.0	0.0	0.0	0.0	0.0	0.0	0.0	0.0	0.0	0.0	0.0	0.0	0.0	0.0
30.	0.0	0.0	0.0	0.0	0.0	0.0	0.0	0.0	0.0	0.0	0.0	0.0	0.0	0.0	0.0	0.0	0.0	0.0	0.0	0.0
40.	0.0	0.0	0.0	0.0	0.0	0.0	0.0	0.0	0.0	0.0	0.0	0.0	0.0	0.0	0.0	0.0	0.0	0.0	0.0	0.0
50.	0.0	0.0	0.0	0.0	0.0	0.0	0.0	0.0	0.0	0.0	0.0	0.0	0.0	0.0	0.0	0.0	0.0	0.0	0.0	0.0

60.	*	0.0	0.0	0.0	0.0	0.0	0.0	0.0	0.0	0.0	0.0	0.0	0.0	0.0	0.0	0.0	0.0	0.0	0.0	0.0	0.0
70.	*	0.0	0.0	0.0	0.0	0.0	0.0	0.0	0.0	0.0	0.0	0.0	0.0	0.0	0.0	0.0	0.0	0.0	0.0	0.0	0.0
80.	*	0.0	0.0	0.0	0.0	0.0	0.0	0.0	0.0	0.0	0.0	0.0	0.0	0.0	0.0	0.0	0.0	0.0	0.0	0.0	0.0
90.	*	0.0	0.0	0.0	0.0	0.0	0.0	0.0	0.0	0.0	0.0	0.0	0.0	0.0	0.0	0.0	0.0	0.0	0.0	0.0	0.0
100.	*	0.0	0.0	0.0	0.0	0.0	0.0	0.0	0.0	0.0	0.0	0.0	0.0	0.0	0.0	0.0	0.0	0.0	0.0	0.0	0.0
110.	*	0.0	0.0	0.0	0.0	0.0	0.0	0.0	0.0	0.0	0.0	0.0	0.0	0.0	0.0	0.0	0.0	0.0	0.0	0.0	0.0
120.	*	0.0	0.0	0.0	0.0	0.0	0.0	0.0	0.0	0.0	0.0	0.0	0.0	0.0	0.0	0.0	0.0	0.0	0.0	0.0	0.0
130.	*	0.0	0.0	0.0	0.0	0.0	0.0	0.0	0.0	0.0	0.0	0.0	0.0	0.0	0.0	0.0	0.0	0.0	0.0	0.0	0.0
140.	*	0.0	0.0	0.0	0.0	0.0	0.0	0.0	0.0	0.0	0.0	0.0	0.0	0.0	0.0	0.0	0.0	0.0	0.0	0.0	0.0
150.	*	0.0	0.0	0.0	0.0	0.0	0.0	0.0	0.0	0.0	0.0	0.0	0.0	0.0	0.0	0.0	0.0	0.0	0.0	0.0	0.0
160.	*	0.0	0.0	0.0	0.0	0.0	0.0	0.0	0.0	0.0	0.0	0.0	0.0	0.0	0.0	0.0	0.0	0.0	0.0	0.0	0.0
170.	*	0.0	0.0	0.0	0.0	0.0	0.0	0.0	0.0	0.0	0.0	0.0	0.0	0.0	0.0	0.0	0.0	0.0	0.0	0.0	0.0
180.	*	0.0	0.0	0.0	0.0	0.0	0.0	0.0	0.0	0.0	0.0	0.0	0.0	0.0	0.0	0.0	0.0	0.0	0.0	0.0	0.0
190.	*	0.0	0.0	0.0	0.0	0.0	0.0	0.0	0.0	0.0	0.0	0.0	0.0	0.0	0.0	0.0	0.0	0.0	0.0	0.0	0.0
200.	*	0.0	0.0	0.0	0.0	0.0	0.0	0.0	0.0	0.0	0.0	0.0	0.0	0.0	0.0	0.0	0.0	0.0	0.0	0.0	0.0
210.	*	0.0	0.0	0.0	0.0	0.0	0.0	0.0	0.0	0.0	0.0	0.0	0.0	0.0	0.0	0.0	0.0	0.0	0.0	0.0	0.0
220.	*	0.0	0.0	0.0	0.0	0.0	0.0	0.0	0.0	0.0	0.0	0.0	0.0	0.0	0.0	0.0	0.0	0.0	0.0	0.0	0.0
230.	*	0.0	0.0	0.0	0.0	0.0	0.0	0.0	0.0	0.0	0.0	0.0	0.0	0.0	0.0	0.0	0.0	0.0	0.0	0.0	0.0
240.	*	0.0	0.0	0.0	0.0	0.0	0.0	0.0	0.0	0.0	0.0	0.0	0.0	0.0	0.0	0.0	0.0	0.0	0.0	0.0	0.0
250.	*	0.0	0.0	0.0	0.0	0.0	0.0	0.0	0.0	0.0	0.0	0.0	0.0	0.0	0.0	0.0	0.0	0.0	0.0	0.0	0.0
260.	*	0.0	0.0	0.0	0.0	0.0	0.0	0.0	0.0	0.0	0.0	0.0	0.0	0.0	0.0	0.0	0.0	0.0	0.0	0.0	0.0
270.	*	0.0	0.0	0.0	0.0	0.0	0.0	0.0	0.0	0.0	0.0	0.0	0.0	0.0	0.0	0.0	0.0	0.0	0.0	0.0	0.0
280.	*	0.0	0.0	0.0	0.0	0.0	0.0	0.0	0.0	0.0	0.0	0.0	0.0	0.0	0.0	0.0	0.0	0.0	0.0	0.0	0.0
290.	*	0.0	0.0	0.0	0.0	0.0	0.0	0.0	0.0	0.0	0.0	0.0	0.0	0.0	0.0	0.0	0.0	0.0	0.0	0.0	0.0
300.	*	0.0	0.0	0.0	0.0	0.0	0.0	0.0	0.0	0.0	0.0	0.0	0.0	0.0	0.0	0.0	0.0	0.0	0.0	0.0	0.0
310.	*	0.0	0.0	0.0	0.0	0.0	0.0	0.0	0.0	0.0	0.0	0.0	0.0	0.0	0.0	0.0	0.0	0.0	0.0	0.0	0.0
320.	*	0.0	0.0	0.0	0.0	0.0	0.0	0.0	0.0	0.0	0.0	0.0	0.0	0.0	0.0	0.0	0.0	0.0	0.0	0.0	0.0
330.	*	0.0	0.0	0.0	0.0	0.0	0.0	0.0	0.0	0.0	0.0	0.0	0.0	0.0	0.0	0.0	0.0	0.0	0.0	0.0	0.0
340.	*	0.0	0.0	0.0	0.0	0.0	0.0	0.0	0.0	0.0	0.0	0.0	0.0	0.0	0.0	0.0	0.0	0.0	0.0	0.0	0.0
350.	*	0.0	0.0	0.0	0.0	0.0	0.0	0.0	0.0	0.0	0.0	0.0	0.0	0.0	0.0	0.0	0.0	0.0	0.0	0.0	0.0
360.	*	0.0	0.0	0.0	0.0	0.0	0.0	0.0	0.0	0.0	0.0	0.0	0.0	0.0	0.0	0.0	0.0	0.0	0.0	0.0	0.0
MAX	*	0.0	0.0	0.0	0.0	0.0	0.0	0.0	0.0	0.0	0.0	0.0	0.0	0.0	0.0	0.0	0.0	0.0	0.0	0.0	0.0
DEGR.	*	0	0	0	0	0	0	0	0	0	0	0	0	0	0	0	0	0	0	0	0

JOB: SR101L&27thAveTI(2040NoBuild) RUN: 2040NoBuild 27thAve TI AM

MODEL RESULTS

REMARKS : In search of the angle corresponding to the maximum concentration, only the first angle, of the angles with same maximum concentrations, is indicated as maximum.

WIND ANGLE RANGE: 0.-360.

WIND ANGLE (DEGR)	* CONCENTRATION (PPM) REC21	REC22	REC23	REC24	REC25	REC26	REC27	REC28	REC29	REC30	REC31	REC32	REC33	REC34	REC35	REC36	REC37	REC38	REC39	REC40
0.	0.0	0.0	0.0	0.0	0.0	0.0	0.0	0.0	0.0	0.0	0.0	0.0	0.0	0.0	0.0	0.0	0.0	0.0	0.0	0.0
10.	0.0	0.0	0.0	0.0	0.0	0.0	0.0	0.0	0.0	0.0	0.0	0.0	0.0	0.0	0.0	0.0	0.0	0.0	0.0	0.0
20.	0.0	0.0	0.0	0.0	0.0	0.0	0.0	0.0	0.0	0.0	0.0	0.0	0.0	0.0	0.0	0.0	0.0	0.0	0.0	0.0
30.	0.0	0.0	0.0	0.0	0.0	0.0	0.0	0.0	0.0	0.0	0.0	0.0	0.0	0.0	0.0	0.0	0.0	0.0	0.0	0.0
40.	0.0	0.0	0.0	0.0	0.0	0.0	0.0	0.0	0.0	0.0	0.0	0.0	0.0	0.0	0.0	0.0	0.0	0.0	0.0	0.0
50.	0.0	0.0	0.0	0.0	0.0	0.0	0.0	0.0	0.0	0.0	0.0	0.0	0.0	0.0	0.0	0.0	0.0	0.0	0.0	0.0
60.	0.0	0.0	0.0	0.0	0.0	0.0	0.0	0.0	0.0	0.0	0.0	0.0	0.0	0.0	0.0	0.0	0.0	0.0	0.0	0.0
70.	0.0	0.0	0.0	0.0	0.0	0.0	0.0	0.0	0.0	0.0	0.0	0.0	0.0	0.0	0.0	0.0	0.0	0.0	0.0	0.0
80.	0.0	0.0	0.0	0.0	0.0	0.0	0.0	0.0	0.0	0.0	0.0	0.0	0.0	0.0	0.0	0.0	0.0	0.0	0.0	0.0
90.	0.0	0.0	0.0	0.0	0.0	0.0	0.0	0.0	0.0	0.0	0.0	0.0	0.0	0.0	0.0	0.0	0.0	0.0	0.0	0.0
100.	0.0	0.0	0.0	0.0	0.0	0.0	0.0	0.0	0.0	0.0	0.0	0.0	0.0	0.0	0.0	0.0	0.0	0.0	0.0	0.0
110.	0.0	0.0	0.0	0.0	0.0	0.0	0.0	0.0	0.0	0.0	0.0	0.0	0.0	0.0	0.0	0.0	0.0	0.0	0.0	0.0
120.	0.0	0.0	0.0	0.0	0.0	0.0	0.0	0.0	0.0	0.0	0.0	0.0	0.0	0.0	0.0	0.0	0.0	0.0	0.0	0.0
130.	0.0	0.0	0.0	0.0	0.0	0.0	0.0	0.0	0.0	0.0	0.0	0.0	0.0	0.0	0.0	0.0	0.0	0.0	0.0	0.0
140.	0.0	0.0	0.0	0.0	0.0	0.0	0.0	0.0	0.0	0.0	0.0	0.0	0.0	0.0	0.0	0.0	0.0	0.0	0.0	0.0
150.	0.0	0.0	0.0	0.0	0.0	0.0	0.0	0.0	0.0	0.0	0.0	0.0	0.0	0.0	0.0	0.0	0.0	0.0	0.0	0.0
160.	0.0	0.0	0.0	0.0	0.0	0.0	0.0	0.0	0.0	0.0	0.0	0.0	0.0	0.0	0.0	0.0	0.0	0.0	0.0	0.0
170.	0.0	0.0	0.0	0.0	0.0	0.0	0.0	0.0	0.0	0.0	0.0	0.0	0.0	0.0	0.0	0.0	0.0	0.0	0.0	0.0
180.	0.0	0.0	0.0	0.0	0.0	0.0	0.0	0.0	0.0	0.0	0.0	0.0	0.0	0.0	0.0	0.0	0.0	0.0	0.0	0.0
190.	0.0	0.0	0.0	0.0	0.0	0.0	0.0	0.0	0.0	0.0	0.0	0.0	0.0	0.0	0.0	0.0	0.0	0.0	0.0	0.0
200.	0.0	0.0	0.0	0.0	0.0	0.0	0.0	0.0	0.0	0.0	0.0	0.0	0.0	0.0	0.0	0.0	0.0	0.0	0.0	0.0
210.	0.0	0.0	0.0	0.0	0.0	0.0	0.0	0.0	0.0	0.0	0.0	0.0	0.0	0.0	0.0	0.0	0.0	0.0	0.0	0.0
220.	0.0	0.0	0.0	0.0	0.0	0.0	0.0	0.0	0.0	0.0	0.0	0.0	0.0	0.0	0.0	0.0	0.0	0.0	0.0	0.0
230.	0.0	0.0	0.0	0.0	0.0	0.0	0.0	0.0	0.0	0.0	0.0	0.0	0.0	0.0	0.0	0.0	0.0	0.0	0.0	0.0
240.	0.0	0.0	0.0	0.0	0.0	0.0	0.0	0.0	0.0	0.0	0.0	0.0	0.0	0.0	0.0	0.0	0.0	0.0	0.0	0.0
250.	0.0	0.0	0.0	0.0	0.0	0.0	0.0	0.0	0.0	0.0	0.0	0.0	0.0	0.0	0.0	0.0	0.0	0.0	0.0	0.0
260.	0.0	0.0	0.0	0.0	0.0	0.0	0.0	0.0	0.0	0.0	0.0	0.0	0.0	0.0	0.0	0.0	0.0	0.0	0.0	0.0
270.	0.0	0.0	0.0	0.0	0.0	0.0	0.0	0.0	0.0	0.0	0.0	0.0	0.0	0.0	0.0	0.0	0.0	0.0	0.0	0.0
280.	0.0	0.0	0.0	0.0	0.0	0.0	0.0	0.0	0.0	0.0	0.0	0.0	0.0	0.0	0.0	0.0	0.0	0.0	0.0	0.0
290.	0.0	0.0	0.0	0.0	0.0	0.0	0.0	0.0	0.0	0.0	0.0	0.0	0.0	0.0	0.0	0.0	0.0	0.0	0.0	0.0
300.	0.0	0.0	0.0	0.0	0.0	0.0	0.0	0.0	0.0	0.0	0.0	0.0	0.0	0.0	0.0	0.0	0.0	0.0	0.0	0.0
310.	0.0	0.0	0.0	0.0	0.0	0.0	0.0	0.0	0.0	0.0	0.0	0.0	0.0	0.0	0.0	0.0	0.0	0.0	0.0	0.0
320.	0.0	0.0	0.0	0.0	0.0	0.0	0.0	0.0	0.0	0.0	0.0	0.0	0.0	0.0	0.0	0.0	0.0	0.0	0.0	0.0
330.	0.0	0.0	0.0	0.0	0.0	0.0	0.0	0.0	0.0	0.0	0.0	0.0	0.0	0.0	0.0	0.0	0.0	0.0	0.0	0.0
340.	0.0	0.0	0.0	0.0	0.0	0.0	0.0	0.0	0.0	0.0	0.0	0.0	0.0	0.0	0.0	0.0	0.0	0.0	0.0	0.0
350.	0.0	0.0	0.0	0.0	0.0	0.0	0.0	0.0	0.0	0.0	0.0	0.0	0.0	0.0	0.0	0.0	0.0	0.0	0.0	0.0
360.	0.0	0.0	0.0	0.0	0.0	0.0	0.0	0.0	0.0	0.0	0.0	0.0	0.0	0.0	0.0	0.0	0.0	0.0	0.0	0.0
MAX	0.0	0.0	0.0	0.0	0.0	0.0	0.0	0.0	0.0	0.0	0.0	0.0	0.0	0.0	0.0	0.0	0.0	0.0	0.0	0.0
DEGR.	0	0	0	0	0	0	0	0	0	0	0	0	0	0	0	0	0	0	0	0

JOB: SR101L&27thAveTI(2040NoBuild) RUN: 2040NoBuild 27thAve TI AM

MODEL RESULTS

REMARKS : In search of the angle corresponding to the maximum concentration, only the first angle, of the angles with same maximum concentrations, is indicated as maximum.

WIND ANGLE RANGE: 0.-360.

WIND ANGLE (DEGR)	* CONCENTRATION (PPM) REC41	REC42	REC43	REC44	REC45	REC46	REC47	REC48	REC49
0.	0.0	0.0	0.0	0.0	0.0	0.0	0.0	0.0	0.0
10.	0.0	0.0	0.0	0.0	0.0	0.0	0.0	0.0	0.0
20.	0.0	0.0	0.0	0.0	0.0	0.0	0.0	0.0	0.0
30.	0.0	0.0	0.0	0.0	0.0	0.0	0.0	0.0	0.0
40.	0.0	0.0	0.0	0.0	0.0	0.0	0.0	0.0	0.0
50.	0.0	0.0	0.0	0.0	0.0	0.0	0.0	0.0	0.0
60.	0.0	0.0	0.0	0.0	0.0	0.0	0.0	0.0	0.0
70.	0.0	0.0	0.0	0.0	0.0	0.0	0.0	0.0	0.0
80.	0.0	0.0	0.0	0.0	0.0	0.0	0.0	0.0	0.0
90.	0.0	0.0	0.0	0.0	0.0	0.0	0.0	0.0	0.0
100.	0.0	0.0	0.0	0.0	0.0	0.0	0.0	0.0	0.0
110.	0.0	0.0	0.0	0.0	0.0	0.0	0.0	0.0	0.0
120.	0.0	0.0	0.0	0.0	0.0	0.0	0.0	0.0	0.0
130.	0.0	0.0	0.0	0.0	0.0	0.0	0.0	0.0	0.0
140.	0.0	0.0	0.0	0.0	0.0	0.0	0.0	0.0	0.0
150.	0.0	0.0	0.0	0.0	0.0	0.0	0.0	0.0	0.0
160.	0.0	0.0	0.0	0.0	0.0	0.0	0.0	0.0	0.0
170.	0.0	0.0	0.0	0.0	0.0	0.0	0.0	0.0	0.0
180.	0.0	0.0	0.0	0.0	0.0	0.0	0.0	0.0	0.0
190.	0.0	0.0	0.0	0.0	0.0	0.0	0.0	0.0	0.0
200.	0.0	0.0	0.0	0.0	0.0	0.0	0.0	0.0	0.0
210.	0.0	0.0	0.0	0.0	0.0	0.0	0.0	0.0	0.0
220.	0.0	0.0	0.0	0.0	0.0	0.0	0.0	0.0	0.0
230.	0.0	0.0	0.0	0.0	0.0	0.0	0.0	0.0	0.0
240.	0.0	0.0	0.0	0.0	0.0	0.0	0.0	0.0	0.0
250.	0.0	0.0	0.0	0.0	0.0	0.0	0.0	0.0	0.0
260.	0.0	0.0	0.0	0.0	0.0	0.0	0.0	0.0	0.0
270.	0.0	0.0	0.0	0.0	0.0	0.0	0.0	0.0	0.0
280.	0.0	0.0	0.0	0.0	0.0	0.0	0.0	0.0	0.0
290.	0.0	0.0	0.0	0.0	0.0	0.0	0.0	0.0	0.0
300.	0.0	0.0	0.0	0.0	0.0	0.0	0.0	0.0	0.0

```
310.  *   0.0   0.0   0.0   0.0   0.0   0.0   0.0   0.0   0.0
320.  *   0.0   0.0   0.0   0.0   0.0   0.0   0.0   0.0   0.0
330.  *   0.0   0.0   0.0   0.0   0.0   0.0   0.0   0.0   0.0
340.  *   0.0   0.0   0.0   0.0   0.0   0.0   0.0   0.0   0.0
350.  *   0.0   0.0   0.0   0.0   0.0   0.0   0.0   0.0   0.0
360.  *   0.0   0.0   0.0   0.0   0.0   0.0   0.0   0.0   0.0
------*-------------------------------------------------------
MAX   *   0.0   0.0   0.0   0.0   0.0   0.0   0.0   0.0   0.0
DEGR. *    0     0     0     0     0     0     0     0     0
```

CAL3QHC: LINE SOURCE DISPERSION MODEL - VERSION 2.0 Dated 95221 PAGE 1

JOB: SR101L&27thAveTI(2040NoBuild) RUN: 2040NoBuild 27thAve TI PM

DATE : 8/27/21
TIME : 10: 2:57

The MODE flag has been set to C for calculating CO averages.

SITE & METEOROLOGICAL VARIABLES

VS = 0.0 CM/S VD = 0.0 CM/S Z0 = 108. CM
U = 1.0 M/S CLAS = 4 (D) ATIM = 60. MINUTES MIXH = 1000. M AMB = 0.0 PPM

LINK VARIABLES

	LINK DESCRIPTION	LINK COORDINATES (FT) X1	Y1	X2	Y2	LENGTH (FT)	BRG (DEG)	TYPE	VPH	EF (G/MI)	H (FT)	W (FT)	V/C	QUEUE (VEH)
1.	1_SR101_EB_ML_S1	637440.3	971029.7	638442.6	971027.9	1002.	90.	DP	4024.	0.3	-10.0	68.0		
2.	2_SR101_EB_ML_S2	638442.6	971027.9	630131.2	971022.2	8311.	270.	DP	4024.	0.6	-20.0	68.0		
3.	3_SR101_WB_ML_S1	638443.7	971098.7	637440.1	971099.6	1004.	270.	DP	5499.	1.0	-10.0	68.0		
4.	4_SR101_WB_ML_S2	640134.8	971092.9	638443.7	971098.7	1691.	270.	DP	5499.	0.5	-20.0	68.0		
5.	5_EB_frontage_road_S	637423.5	970820.2	638660.7	970758.0	1239.	93.	AG	489.	0.9	0.0	44.0		
6.	6_EB_27th_Ave_offram	637443.3	970904.3	638661.0	970779.7	1224.	96.	AG	614.	0.6	0.0	32.0		
7.	7_EB_frontage_road_S	638660.8	970769.4	639067.9	970743.6	408.	94.	AG	1103.	0.6	0.0	68.0		
8.	8_EB_27th_Ave_offram	638978.2	970722.1	639034.0	970679.3	70.	127.	AG	234.	0.6	0.0	32.0		
9.	9_Ramp_ES/EN	637442.2	970938.9	638795.2	970904.7	1353.	91.	FL	2508.	0.7	10.0	44.0		
10.	10_Ramp_ES_S1	638794.7	970892.5	639304.3	970832.8	513.	97.	BR	751.	1.5	20.0	44.0		
11.	11_Ramp_ES_S2	639304.3	970832.8	639705.4	970619.2	454.	118.	BR	751.	0.8	30.0	44.0		
12.	12_Ramp_ES_S3	639705.4	970619.2	639935.2	970203.8	475.	151.	BR	751.	0.8	25.0	44.0		
13.	13_Ramp_EN_S1	638794.9	970913.6	639565.3	970896.3	771.	91.	BR	1757.	0.9	30.0	32.0		
14.	14_Ramp_EN_S2	639565.3	970896.3	639947.8	970953.8	387.	81.	BR	1757.	0.9	30.0	32.0		
15.	15_27th_Ave_NB_onram	639119.2	970672.2	639178.9	970724.4	79.	49.	AG	347.	0.6	0.0	32.0		
16.	16_EB_frontage_road_	639066.2	970741.8	639597.9	970713.2	532.	93.	AG	1718.	0.6	0.0	56.0		
17.	17_EB_frontage_road_	639597.9	970713.2	640023.7	970750.5	427.	85.	AG	1718.	0.6	0.0	56.0		
18.	18_Ramp_NW_S1	640060.3	971234.1	639717.6	971359.4	365.	290.	BR	1072.	0.8	25.0	44.0		
19.	19_Ramp_NW_S2	639717.6	971359.4	639320.2	971327.1	399.	265.	BR	1072.	0.5	20.0	44.0		
20.	20_Ramp_NW_S3	639320.2	971327.1	638730.5	971227.6	598.	260.	BR	1072.	0.2	20.0	44.0		
21.	21a_Ramp_NW_S4	638729.0	971234.7	638226.7	971189.5	504.	265.	FL	2749.	0.4	10.0	44.0		
22.	21b_Ramp_NW_S4	638226.7	971189.5	637444.4	971170.5	783.	269.	FL	2749.	0.4	10.0	44.0		
23.	22_Ramp_SW_S1	640052.4	971989.1	639817.5	971588.5	464.	210.	BR	1677.	0.4	20.0	32.0		
24.	23_Ramp_SW_S2	639817.5	971588.5	639311.0	971361.4	555.	246.	BR	1677.	0.4	20.0	32.0		
25.	24_Ramp_SW_S3	639311.0	971361.4	638726.1	971248.9	596.	259.	BR	1677.	0.3	20.0	32.0		
26.	25_WB_frontage_road_	640020.0	971464.2	639549.7	971458.1	470.	269.	AG	1710.	0.8	0.0	56.0		
27.	26_WB_frontage_road_	639549.7	971458.1	639075.2	971414.9	476.	265.	AG	1710.	0.8	0.0	56.0		
28.	27_WB_27th_Ave_FR_RT	639198.7	971444.5	639122.4	971513.6	103.	312.	AG	561.	0.6	0.0	32.0		

```
29. 28_WB_27th_Ave_onram* 639025.6  971471.1  638976.4  971416.7 *      73.   222. AG     74.   0.6   0.0 32.0
30. 29_WB_frontage_road_* 639073.9  971414.9  638583.8  971359.1 *     493.   264. AG   1418.   0.6   0.0 56.0
31. 30_WB_frontage_road_* 638581.7  971370.2  637449.5  971281.4 *    1136.   266. AG    548.   0.9   0.0 44.0
32. 31_WB_27th_Ave_onram* 638586.6  971344.8  637443.3  971193.3 *    1153.   262. AG    810.   0.6   0.0 44.0
33. 32_SB 27th Ave S1   * 639026.8  972069.6  639046.2  971428.2 *     642.   178. AG    819.   0.6   0.0 68.0
34. 33_SB 27th Ave S2   * 639046.2  971428.2  639044.2  970722.6 *     706.   180. BR   1094.   0.8   0.0 56.0
35. 34_SB 27th Ave S3   * 639044.2  970722.6  639040.4  970160.7 *     562.   180. AG    788.   0.6   0.0 56.0
36. 35_SB 27th_Ave_LT_to* 639064.7  970792.0  639145.3  970726.3 *     104.   129. AG    539.   0.6   0.0 32.0
37. 36_NB_27th_Ave_S1   * 639098.4  970162.8  639092.7  970721.9 *     559.   359. AG    999.   0.6   0.0 68.0
38. 37_NB_27th_Ave_S2   * 639092.7  970721.9  639099.2  971427.4 *     706.     1. BR    735.   0.6   0.0 56.0
39. 38_NB_27th_Ave_S3   * 639099.2  971427.4  639099.9  972066.7 *     639.     0. AG    753.   0.6   0.0 44.0
40. 39_NB_27th_Ave_LT_to* 639077.0  971356.5  638998.9  971418.2 *     100.   308. AG    543.   0.6   0.0 32.0
41. 40_SB_27th_Ave_Queue* 639043.8  971467.7  639042.8  971730.8 *     263.   360. AG      8. 100.0   0.0 48.0 0.96  13.4
42. 41T_SB_27th_Ave_Brid* 639054.2  970792.8  639053.3  970947.3 *     154.   360. BR      2. 100.0   0.0 24.0 0.26   7.8
43. 41L_SB_27th_Ave_Brid* 639067.1  970792.8  639063.6  971287.9 *     495.   360. BR      1. 100.0   0.0 12.0 0.82  25.2
44. 42_EB_27th_Ave_offra* 639008.4  970736.9  638744.9  970761.8 *     265.   275. AG      6. 100.0   0.0 48.0 0.46  13.4
                                                                                                          PAGE  2
JOB: SR101L&27thAveTI(2040NoBuild)                        RUN: 2040NoBuild 27thAve TI PM

DATE :  8/27/21
TIME : 10: 2:57

 LINK VARIABLES
 --------------
   LINK DESCRIPTION     *         LINK COORDINATES (FT)          *    LENGTH  BRG TYPE   VPH    EF      H   W    V/C QUEUE
                        *   X1        Y1        X2        Y2     *     (FT)  (DEG)            (G/MI)  (FT) (FT)       (VEH)
------------------------*----------------------------------------*-------------------------------------------------------
45. 43_NB_27th_Ave_Queue* 639100.3  970668.7  639099.7  970380.1 *     289.   180. AG      8. 100.0   0.0 48.0 0.70  14.7
46. 44T_NB_27th_Ave_Brid* 639099.4  971357.1  639099.5  971301.0 *      56.   180. BR      2. 100.0   0.0 24.0 0.10   2.9
47. 44L_NB_27th_Ave_Brid* 639079.3  971357.1  639081.9  970929.6 *     428.   180. BR      1. 100.0   0.0 12.0 0.77  21.7
48. 45_WB_27th_Ave_FR_Qu* 639130.7  971417.8  639571.2  971460.9 *     443.    84. AG      4. 100.0   0.0 36.0 0.83  22.5
                                                                                                          PAGE  3
JOB: SR101L&27thAveTI(2040NoBuild)                        RUN: 2040NoBuild 27thAve TI PM

DATE :  8/27/21
TIME : 10: 2:57

 ADDITIONAL QUEUE LINK PARAMETERS
 --------------------------------
   LINK DESCRIPTION     *    CYCLE    RED     CLEARANCE  APPROACH  SATURATION   IDLE   SIGNAL   ARRIVAL
                        *    LENGTH   TIME    LOST TIME    VOL     FLOW RATE   EM FAC   TYPE     RATE
                        *     (SEC)   (SEC)    (SEC)      (VPH)      (VPH)    (gm/hr)
------------------------*-------------------------------- --------- -------------------- ----------------
41. 40_SB_27th_Ave_Queue*     251      212       5.0       819       1670       0.92      2        3
42. 41T_SB_27th_Ave_Brid*     278      102       5.0       555       1780       0.92      2        3
43. 41L_SB_27th_Ave_Brid*     278      168       5.0       539       1781       0.92      2        3
44. 42_EB_27th_Ave_offra*     278      176       5.0      1103       1736       0.92      2        3
```

```
 45. 43_NB_27th_Ave_Queue*     278      212       5.0       999       1670       0.92      2         3
 46. 44T_NB_27th_Ave_Brid*     251      107       5.0       192       1780       0.92      2         3
 47. 44L_NB_27th_Ave_Brid*     251      144       5.0       543       1781       0.92      2         3
 48. 45_WB_27th_Ave_FR_Qu*     251      142       5.0      1710       1699       0.92      2         3

  RECEPTOR LOCATIONS
  ------------------
                          *           COORDINATES (FT)          *
    RECEPTOR              *      X          Y          Z        *
--------------------------*-------------------------------------*
 1. R1                    *    639136.5   972027.7        5.9   *
 2. R2                    *    639135.2   971945.6        5.9   *
 3. R3                    *    639134.0   971863.6        5.9   *
 4. R4                    *    639132.6   971781.7        5.9   *
 5. R5                    *    639131.4   971699.7        5.9   *
 6. R6                    *    639133.2   971617.9        5.9   *
 7. R7                    *    639127.5   971536.2        5.9   *
 8. R8                    *    639169.1   971464.8        5.9   *
 9. R9                    *    639125.1   971390.4        5.9   *
10. R10                   *    639210.0   971535.5        5.9   *
11. R11                   *    639292.0   971535.4        5.9   *
12. R12                   *    639374.0   971535.2        5.9   *
13. R13                   *    639456.0   971535.0        5.9   *
14. R14                   *    639538.0   971534.9        5.9   *
15. R15                   *    639617.6   971554.4        5.9   *
16. R16                   *    639690.3   971592.4        5.9   *
17. R17                   *    639758.4   971638.2        5.9   *
18. R18                   *    639820.9   971691.3        5.9   *
19. R19                   *    639877.1   971750.8        5.9   *
20. R20                   *    639926.5   971816.4        5.9   *
21. R21                   *    639968.3   971886.9        5.9   *
22. R22                   *    640002.0   971961.6        5.9   *
23. R23                   *    639847.8   970243.4        5.9   *
24. R24                   *    639817.3   970319.5        5.9   *
25. R25                   *    639778.4   970391.7        5.9   *
26. R26                   *    639731.5   970458.9        5.9   *
27. R27                   *    639677.3   970520.4        5.9   *
28. R28                   *    639616.3   970575.3        5.9   *
29. R29                   *    639549.7   970623.1        5.9   *
30. R30                   *    639468.9   970637.5        5.9   *
31. R31                   *    639387.3   970646.0        5.9   *
32. R32                   *    639305.7   970654.5        5.9   *
33. R33                   *    639224.2   970663.1        5.9   *
34. R34                   *    639126.1   970772.1        5.9   *
35. R35                   *    639142.7   970671.7        5.9   *
36. R36                   *    639143.1   970589.6        5.9   *
37. R37                   *    639141.5   970507.7        5.9   *
```

JOB: SR101L&27thAveTI(2040NoBuild) RUN: 2040NoBuild 27thAve TI PM

DATE : 8/27/21
TIME : 10: 2:57

RECEPTOR LOCATIONS

RECEPTOR	COORDINATES (FT) X	Y	Z
38. R38	639136.5	970425.8	5.9
39. R39	639135.2	970343.9	5.9
40. R40	639134.0	970261.9	5.9
41. R41	639132.6	970179.8	5.9

JOB: SR101L&27thAveTI(2040NoBuild) RUN: 2040NoBuild 27thAve TI PM

MODEL RESULTS

REMARKS : In search of the angle corresponding to the maximum concentration, only the first angle, of the angles with same maximum concentrations, is indicated as maximum.

WIND ANGLE RANGE: 0.-360.

WIND ANGLE (DEGR)	CONCENTRATION (PPM) REC1	REC2	REC3	REC4	REC5	REC6	REC7	REC8	REC9	REC10	REC11	REC12	REC13	REC14	REC15	REC16	REC17	REC18	REC19	REC20
0.	0.0	0.0	0.0	0.0	0.0	0.0	0.0	0.0	0.0	0.0	0.0	0.0	0.0	0.0	0.0	0.0	0.0	0.0	0.0	0.0
10.	0.0	0.0	0.0	0.0	0.0	0.0	0.0	0.0	0.0	0.0	0.0	0.0	0.0	0.0	0.0	0.0	0.0	0.0	0.0	0.0
20.	0.0	0.0	0.0	0.0	0.0	0.0	0.0	0.0	0.0	0.0	0.0	0.0	0.0	0.0	0.0	0.0	0.0	0.0	0.0	0.0
30.	0.0	0.0	0.0	0.0	0.0	0.0	0.0	0.0	0.0	0.0	0.0	0.0	0.0	0.0	0.0	0.0	0.0	0.0	0.0	0.0
40.	0.0	0.0	0.0	0.0	0.0	0.0	0.0	0.0	0.0	0.0	0.0	0.0	0.0	0.0	0.0	0.0	0.0	0.0	0.0	0.0
50.	0.0	0.0	0.0	0.0	0.0	0.0	0.0	0.0	0.1	0.0	0.0	0.0	0.0	0.0	0.0	0.0	0.0	0.0	0.0	0.0
60.	0.0	0.0	0.0	0.0	0.0	0.0	0.0	0.0	0.1	0.0	0.0	0.0	0.0	0.0	0.0	0.0	0.0	0.0	0.0	0.0
70.	0.0	0.0	0.0	0.0	0.0	0.0	0.0	0.0	0.1	0.0	0.0	0.0	0.0	0.0	0.0	0.0	0.0	0.0	0.0	0.0
80.	0.0	0.0	0.0	0.0	0.0	0.0	0.0	0.0	0.1	0.0	0.0	0.0	0.0	0.0	0.0	0.0	0.0	0.0	0.0	0.0
90.	0.0	0.0	0.0	0.0	0.0	0.0	0.0	0.0	0.0	0.0	0.0	0.0	0.0	0.0	0.0	0.0	0.0	0.0	0.0	0.0
100.	0.0	0.0	0.0	0.0	0.0	0.0	0.0	0.0	0.0	0.0	0.0	0.0	0.0	0.0	0.0	0.0	0.0	0.0	0.0	0.0
110.	0.0	0.0	0.0	0.0	0.0	0.0	0.0	0.0	0.0	0.0	0.0	0.0	0.0	0.0	0.0	0.0	0.0	0.0	0.0	0.0
120.	0.0	0.0	0.0	0.0	0.0	0.0	0.0	0.0	0.0	0.0	0.0	0.0	0.0	0.0	0.0	0.0	0.0	0.0	0.0	0.0
130.	0.0	0.0	0.0	0.0	0.0	0.0	0.0	0.0	0.0	0.0	0.0	0.0	0.0	0.0	0.0	0.0	0.0	0.0	0.0	0.0

140.	*	0.0	0.0	0.0	0.0	0.0	0.0	0.0	0.0	0.0	0.0	0.0	0.0	0.0	0.0	0.0	0.0	0.0	0.0	0.0	0.0
150.	*	0.0	0.0	0.0	0.0	0.0	0.0	0.0	0.0	0.0	0.0	0.0	0.0	0.0	0.0	0.0	0.0	0.0	0.0	0.0	0.0
160.	*	0.0	0.0	0.0	0.0	0.0	0.0	0.0	0.0	0.0	0.0	0.0	0.0	0.0	0.0	0.0	0.0	0.0	0.0	0.0	0.0
170.	*	0.0	0.0	0.0	0.0	0.0	0.0	0.0	0.0	0.0	0.0	0.0	0.0	0.0	0.0	0.0	0.0	0.0	0.0	0.0	0.0
180.	*	0.0	0.0	0.0	0.0	0.0	0.0	0.0	0.0	0.0	0.0	0.0	0.0	0.0	0.0	0.0	0.0	0.0	0.0	0.0	0.0
190.	*	0.0	0.0	0.0	0.0	0.0	0.0	0.0	0.0	0.0	0.0	0.0	0.0	0.0	0.0	0.0	0.0	0.0	0.0	0.0	0.0
200.	*	0.0	0.0	0.0	0.0	0.0	0.0	0.0	0.0	0.0	0.0	0.0	0.0	0.0	0.0	0.0	0.0	0.0	0.0	0.0	0.0
210.	*	0.0	0.0	0.0	0.0	0.0	0.0	0.0	0.0	0.0	0.0	0.0	0.0	0.0	0.0	0.0	0.0	0.0	0.0	0.0	0.0
220.	*	0.0	0.0	0.0	0.0	0.0	0.0	0.0	0.0	0.0	0.0	0.0	0.0	0.0	0.0	0.0	0.0	0.0	0.0	0.0	0.0
230.	*	0.0	0.0	0.0	0.0	0.0	0.0	0.0	0.0	0.0	0.0	0.0	0.0	0.0	0.0	0.0	0.0	0.0	0.0	0.0	0.0
240.	*	0.0	0.0	0.0	0.0	0.0	0.0	0.0	0.0	0.0	0.0	0.0	0.0	0.0	0.0	0.0	0.0	0.0	0.0	0.0	0.0
250.	*	0.0	0.0	0.0	0.0	0.0	0.0	0.0	0.0	0.0	0.0	0.0	0.0	0.0	0.0	0.0	0.0	0.0	0.0	0.0	0.0
260.	*	0.0	0.0	0.0	0.0	0.0	0.0	0.0	0.0	0.0	0.0	0.0	0.0	0.0	0.0	0.0	0.0	0.0	0.0	0.0	0.0
270.	*	0.0	0.0	0.0	0.0	0.0	0.0	0.0	0.0	0.0	0.0	0.0	0.0	0.0	0.0	0.0	0.0	0.0	0.0	0.0	0.0
280.	*	0.0	0.0	0.0	0.0	0.0	0.0	0.0	0.0	0.0	0.0	0.0	0.0	0.0	0.0	0.0	0.0	0.0	0.0	0.0	0.0
290.	*	0.0	0.0	0.0	0.0	0.0	0.0	0.0	0.0	0.0	0.0	0.0	0.0	0.0	0.0	0.0	0.0	0.0	0.0	0.0	0.0
300.	*	0.0	0.0	0.0	0.0	0.0	0.0	0.0	0.0	0.0	0.0	0.0	0.0	0.0	0.0	0.0	0.0	0.0	0.0	0.0	0.0
310.	*	0.0	0.0	0.0	0.0	0.0	0.0	0.0	0.0	0.0	0.0	0.0	0.0	0.0	0.0	0.0	0.0	0.0	0.0	0.0	0.0
320.	*	0.0	0.0	0.0	0.0	0.0	0.0	0.0	0.0	0.0	0.0	0.0	0.0	0.0	0.0	0.0	0.0	0.0	0.0	0.0	0.0
330.	*	0.0	0.0	0.0	0.0	0.0	0.0	0.0	0.0	0.0	0.0	0.0	0.0	0.0	0.0	0.0	0.0	0.0	0.0	0.0	0.0
340.	*	0.0	0.0	0.0	0.0	0.0	0.0	0.0	0.0	0.0	0.0	0.0	0.0	0.0	0.0	0.0	0.0	0.0	0.0	0.0	0.0
350.	*	0.0	0.0	0.0	0.0	0.0	0.0	0.0	0.0	0.0	0.0	0.0	0.0	0.0	0.0	0.0	0.0	0.0	0.0	0.0	0.0
360.	*	0.0	0.0	0.0	0.0	0.0	0.0	0.0	0.0	0.0	0.0	0.0	0.0	0.0	0.0	0.0	0.0	0.0	0.0	0.0	0.0
MAX	*	0.0	0.0	0.0	0.0	0.0	0.0	0.0	0.0	0.1	0.0	0.0	0.0	0.0	0.0	0.0	0.0	0.0	0.0	0.0	0.0
DEGR.	*	0	0	0	0	0	0	0	0	50	0	0	0	0	0	0	0	0	0	0	0

PAGE 6

JOB: SR101L&27thAveTI(2040NoBuild) RUN: 2040NoBuild 27thAve TI PM

MODEL RESULTS

REMARKS : In search of the angle corresponding to the maximum concentration, only the first angle, of the angles with same maximum concentrations, is indicated as maximum.

WIND ANGLE RANGE: 0.-360.

WIND ANGLE (DEGR)	*	CONCENTRATION (PPM) REC21	REC22	REC23	REC24	REC25	REC26	REC27	REC28	REC29	REC30	REC31	REC32	REC33	REC34	REC35	REC36	REC37	REC38	REC39	REC40
0.	*	0.0	0.0	0.0	0.0	0.0	0.0	0.0	0.0	0.0	0.0	0.0	0.0	0.0	0.0	0.0	0.0	0.0	0.0	0.0	0.0
10.	*	0.0	0.0	0.0	0.0	0.0	0.0	0.0	0.0	0.0	0.0	0.0	0.0	0.0	0.0	0.0	0.0	0.0	0.0	0.0	0.0
20.	*	0.0	0.0	0.0	0.0	0.0	0.0	0.0	0.0	0.0	0.0	0.0	0.0	0.0	0.0	0.0	0.0	0.0	0.0	0.0	0.0

30.	*	0.0	0.0	0.0	0.0	0.0	0.0	0.0	0.0	0.0	0.0	0.0	0.0	0.0	0.0	0.0	0.0	0.0	0.0	0.0	0.0
40.	*	0.0	0.0	0.0	0.0	0.0	0.0	0.0	0.0	0.0	0.0	0.0	0.0	0.0	0.0	0.0	0.0	0.0	0.0	0.0	0.0
50.	*	0.0	0.0	0.0	0.0	0.0	0.0	0.0	0.0	0.0	0.0	0.0	0.0	0.0	0.0	0.0	0.0	0.0	0.0	0.0	0.0
60.	*	0.0	0.0	0.0	0.0	0.0	0.0	0.0	0.0	0.0	0.0	0.0	0.0	0.0	0.0	0.0	0.0	0.0	0.0	0.0	0.0
70.	*	0.0	0.0	0.0	0.0	0.0	0.0	0.0	0.0	0.0	0.0	0.0	0.0	0.0	0.0	0.0	0.0	0.0	0.0	0.0	0.0
80.	*	0.0	0.0	0.0	0.0	0.0	0.0	0.0	0.0	0.0	0.0	0.0	0.0	0.0	0.0	0.0	0.0	0.0	0.0	0.0	0.0
90.	*	0.0	0.0	0.0	0.0	0.0	0.0	0.0	0.0	0.0	0.0	0.0	0.0	0.0	0.0	0.0	0.0	0.0	0.0	0.0	0.0
100.	*	0.0	0.0	0.0	0.0	0.0	0.0	0.0	0.0	0.0	0.0	0.0	0.0	0.0	0.0	0.0	0.0	0.0	0.0	0.0	0.0
110.	*	0.0	0.0	0.0	0.0	0.0	0.0	0.0	0.0	0.0	0.0	0.0	0.0	0.0	0.0	0.0	0.0	0.0	0.0	0.0	0.0
120.	*	0.0	0.0	0.0	0.0	0.0	0.0	0.0	0.0	0.0	0.0	0.0	0.0	0.0	0.0	0.0	0.0	0.0	0.0	0.0	0.0
130.	*	0.0	0.0	0.0	0.0	0.0	0.0	0.0	0.0	0.0	0.0	0.0	0.0	0.0	0.0	0.0	0.0	0.0	0.0	0.0	0.0
140.	*	0.0	0.0	0.0	0.0	0.0	0.0	0.0	0.0	0.0	0.0	0.0	0.0	0.0	0.0	0.0	0.0	0.0	0.0	0.0	0.0
150.	*	0.0	0.0	0.0	0.0	0.0	0.0	0.0	0.0	0.0	0.0	0.0	0.0	0.0	0.0	0.0	0.0	0.0	0.0	0.0	0.0
160.	*	0.0	0.0	0.0	0.0	0.0	0.0	0.0	0.0	0.0	0.0	0.0	0.0	0.0	0.0	0.0	0.0	0.0	0.0	0.0	0.0
170.	*	0.0	0.0	0.0	0.0	0.0	0.0	0.0	0.0	0.0	0.0	0.0	0.0	0.0	0.0	0.0	0.0	0.0	0.0	0.0	0.0
180.	*	0.0	0.0	0.0	0.0	0.0	0.0	0.0	0.0	0.0	0.0	0.0	0.0	0.0	0.0	0.0	0.0	0.0	0.0	0.0	0.0
190.	*	0.0	0.0	0.0	0.0	0.0	0.0	0.0	0.0	0.0	0.0	0.0	0.0	0.0	0.0	0.0	0.0	0.0	0.0	0.0	0.0
200.	*	0.0	0.0	0.0	0.0	0.0	0.0	0.0	0.0	0.0	0.0	0.0	0.0	0.0	0.0	0.0	0.0	0.0	0.0	0.0	0.0
210.	*	0.0	0.0	0.0	0.0	0.0	0.0	0.0	0.0	0.0	0.0	0.0	0.0	0.0	0.0	0.0	0.0	0.0	0.0	0.0	0.0
220.	*	0.0	0.0	0.0	0.0	0.0	0.0	0.0	0.0	0.0	0.0	0.0	0.0	0.0	0.0	0.0	0.0	0.0	0.0	0.0	0.0
230.	*	0.0	0.0	0.0	0.0	0.0	0.0	0.0	0.0	0.0	0.0	0.0	0.0	0.0	0.0	0.0	0.0	0.0	0.0	0.0	0.0
240.	*	0.0	0.0	0.0	0.0	0.0	0.0	0.0	0.0	0.0	0.0	0.0	0.0	0.0	0.0	0.0	0.0	0.0	0.0	0.0	0.0
250.	*	0.0	0.0	0.0	0.0	0.0	0.0	0.0	0.0	0.0	0.0	0.0	0.0	0.0	0.0	0.0	0.0	0.0	0.0	0.0	0.0
260.	*	0.0	0.0	0.0	0.0	0.0	0.0	0.0	0.0	0.0	0.0	0.0	0.0	0.0	0.0	0.0	0.0	0.0	0.0	0.0	0.0
270.	*	0.0	0.0	0.0	0.0	0.0	0.0	0.0	0.0	0.0	0.0	0.0	0.0	0.0	0.0	0.0	0.0	0.0	0.0	0.0	0.0
280.	*	0.0	0.0	0.0	0.0	0.0	0.0	0.0	0.0	0.0	0.0	0.0	0.0	0.0	0.0	0.0	0.0	0.0	0.0	0.0	0.0
290.	*	0.0	0.0	0.0	0.0	0.0	0.0	0.0	0.0	0.0	0.0	0.0	0.0	0.0	0.0	0.0	0.0	0.0	0.0	0.0	0.0
300.	*	0.0	0.0	0.0	0.0	0.0	0.0	0.0	0.0	0.0	0.0	0.0	0.0	0.0	0.0	0.0	0.0	0.0	0.0	0.0	0.0
310.	*	0.0	0.0	0.0	0.0	0.0	0.0	0.0	0.0	0.0	0.0	0.0	0.0	0.0	0.0	0.0	0.0	0.0	0.0	0.0	0.0
320.	*	0.0	0.0	0.0	0.0	0.0	0.0	0.0	0.0	0.0	0.0	0.0	0.0	0.0	0.0	0.0	0.0	0.0	0.0	0.0	0.0
330.	*	0.0	0.0	0.0	0.0	0.0	0.0	0.0	0.0	0.0	0.0	0.0	0.0	0.0	0.0	0.0	0.0	0.0	0.0	0.0	0.0
340.	*	0.0	0.0	0.0	0.0	0.0	0.0	0.0	0.0	0.0	0.0	0.0	0.0	0.0	0.0	0.0	0.0	0.0	0.0	0.0	0.0
350.	*	0.0	0.0	0.0	0.0	0.0	0.0	0.0	0.0	0.0	0.0	0.0	0.0	0.0	0.0	0.0	0.0	0.0	0.0	0.0	0.0
360.	*	0.0	0.0	0.0	0.0	0.0	0.0	0.0	0.0	0.0	0.0	0.0	0.0	0.0	0.0	0.0	0.0	0.0	0.0	0.0	0.0
MAX	*	0.0	0.0	0.0	0.0	0.0	0.0	0.0	0.0	0.0	0.0	0.0	0.0	0.0	0.0	0.0	0.0	0.0	0.0	0.0	0.0
DEGR.	*	0	0	0	0	0	0	0	0	0	0	0	0	0	0	0	0	0	0	0	0

JOB: SR101L&27thAveTI(2040NoBuild) RUN: 2040NoBuild 27thAve TI PM

MODEL RESULTS

REMARKS : In search of the angle corresponding to the maximum concentration, only the first angle, of the angles with same maximum

```
                concentrations, is indicated as maximum.

WIND ANGLE RANGE:   0.-360.

WIND  * CONCENTRATION
ANGLE *      (PPM)
(DEGR)* REC41
------*------
  0.  *   0.0
 10.  *   0.0
 20.  *   0.0
 30.  *   0.0
 40.  *   0.0
 50.  *   0.0
 60.  *   0.0
 70.  *   0.0
 80.  *   0.0
 90.  *   0.0
100.  *   0.0
110.  *   0.0
120.  *   0.0
130.  *   0.0
140.  *   0.0
150.  *   0.0
160.  *   0.0
170.  *   0.0
180.  *   0.0
190.  *   0.0
200.  *   0.0
210.  *   0.0
220.  *   0.0
230.  *   0.0
240.  *   0.0
250.  *   0.0
260.  *   0.0
270.  *   0.0
280.  *   0.0
290.  *   0.0
300.  *   0.0
310.  *   0.0
320.  *   0.0
330.  *   0.0
340.  *   0.0
350.  *   0.0
360.  *   0.0
------*------
MAX   *   0.0
```

DEGR. * 0

THE HIGHEST CONCENTRATION OF 0.10 PPM OCCURRED AT RECEPTOR REC9 .

JOB: SR101L&27thAveTI(2040NoBuild) RUN: 2040NoBuild 27thAve TI PM

DATE : 8/27/21
TIME : 10: 2:57

RECEPTOR - LINK MATRIX FOR THE ANGLE PRODUCING
THE MAXIMUM CONCENTRATION FOR EACH RECEPTOR

CO/LINK (PPM)
ANGLE (DEGREES)

LINK #	REC1	REC2	REC3	REC4	REC5	REC6	REC7	REC8	REC9	REC10	REC11	REC12	REC13	REC14	REC15	REC16	REC17	REC18	REC19	REC20
	0 0	0	0	0	0	0	0	50	0	0	0	0	0	0	0	0	0	0	0	
1	0.0	0.0	0.0	0.0	0.0	0.0	0.0	0.0	0.0	0.0	0.0	0.0	0.0	0.0	0.0	0.0	0.0	0.0	0.0	0.0
2	0.0	0.0	0.0	0.0	0.0	0.0	0.0	0.0	0.0	0.0	0.0	0.0	0.0	0.0	0.0	0.0	0.0	0.0	0.0	0.0
3	0.0	0.0	0.0	0.0	0.0	0.0	0.0	0.0	0.0	0.0	0.0	0.0	0.0	0.0	0.0	0.0	0.0	0.0	0.0	0.0
4	0.0	0.0	0.0	0.0	0.0	0.0	0.0	0.0	0.0	0.0	0.0	0.0	0.0	0.0	0.0	0.0	0.0	0.0	0.0	0.0
5	0.0	0.0	0.0	0.0	0.0	0.0	0.0	0.0	0.0	0.0	0.0	0.0	0.0	0.0	0.0	0.0	0.0	0.0	0.0	0.0
6	0.0	0.0	0.0	0.0	0.0	0.0	0.0	0.0	0.0	0.0	0.0	0.0	0.0	0.0	0.0	0.0	0.0	0.0	0.0	0.0
7	0.0	0.0	0.0	0.0	0.0	0.0	0.0	0.0	0.0	0.0	0.0	0.0	0.0	0.0	0.0	0.0	0.0	0.0	0.0	0.0
8	0.0	0.0	0.0	0.0	0.0	0.0	0.0	0.0	0.0	0.0	0.0	0.0	0.0	0.0	0.0	0.0	0.0	0.0	0.0	0.0
9	0.0	0.0	0.0	0.0	0.0	0.0	0.0	0.0	0.0	0.0	0.0	0.0	0.0	0.0	0.0	0.0	0.0	0.0	0.0	0.0
10	0.0	0.0	0.0	0.0	0.0	0.0	0.0	0.0	0.0	0.0	0.0	0.0	0.0	0.0	0.0	0.0	0.0	0.0	0.0	0.0
11	0.0	0.0	0.0	0.0	0.0	0.0	0.0	0.0	0.0	0.0	0.0	0.0	0.0	0.0	0.0	0.0	0.0	0.0	0.0	0.0
12	0.0	0.0	0.0	0.0	0.0	0.0	0.0	0.0	0.0	0.0	0.0	0.0	0.0	0.0	0.0	0.0	0.0	0.0	0.0	0.0
13	0.0	0.0	0.0	0.0	0.0	0.0	0.0	0.0	0.0	0.0	0.0	0.0	0.0	0.0	0.0	0.0	0.0	0.0	0.0	0.0
14	0.0	0.0	0.0	0.0	0.0	0.0	0.0	0.0	0.0	0.0	0.0	0.0	0.0	0.0	0.0	0.0	0.0	0.0	0.0	0.0
15	0.0	0.0	0.0	0.0	0.0	0.0	0.0	0.0	0.0	0.0	0.0	0.0	0.0	0.0	0.0	0.0	0.0	0.0	0.0	0.0
16	0.0	0.0	0.0	0.0	0.0	0.0	0.0	0.0	0.0	0.0	0.0	0.0	0.0	0.0	0.0	0.0	0.0	0.0	0.0	0.0
17	0.0	0.0	0.0	0.0	0.0	0.0	0.0	0.0	0.0	0.0	0.0	0.0	0.0	0.0	0.0	0.0	0.0	0.0	0.0	0.0
18	0.0	0.0	0.0	0.0	0.0	0.0	0.0	0.0	0.0	0.0	0.0	0.0	0.0	0.0	0.0	0.0	0.0	0.0	0.0	0.0
19	0.0	0.0	0.0	0.0	0.0	0.0	0.0	0.0	0.0	0.0	0.0	0.0	0.0	0.0	0.0	0.0	0.0	0.0	0.0	0.0
20	0.0	0.0	0.0	0.0	0.0	0.0	0.0	0.0	0.0	0.0	0.0	0.0	0.0	0.0	0.0	0.0	0.0	0.0	0.0	0.0
21	0.0	0.0	0.0	0.0	0.0	0.0	0.0	0.0	0.0	0.0	0.0	0.0	0.0	0.0	0.0	0.0	0.0	0.0	0.0	0.0
22	0.0	0.0	0.0	0.0	0.0	0.0	0.0	0.0	0.0	0.0	0.0	0.0	0.0	0.0	0.0	0.0	0.0	0.0	0.0	0.0
23	0.0	0.0	0.0	0.0	0.0	0.0	0.0	0.0	0.0	0.0	0.0	0.0	0.0	0.0	0.0	0.0	0.0	0.0	0.0	0.0
24	0.0	0.0	0.0	0.0	0.0	0.0	0.0	0.0	0.0	0.0	0.0	0.0	0.0	0.0	0.0	0.0	0.0	0.0	0.0	0.0
25	0.0	0.0	0.0	0.0	0.0	0.0	0.0	0.0	0.0	0.0	0.0	0.0	0.0	0.0	0.0	0.0	0.0	0.0	0.0	0.0
26	0.0	0.0	0.0	0.0	0.0	0.0	0.0	0.0	0.0	0.0	0.0	0.0	0.0	0.0	0.0	0.0	0.0	0.0	0.0	0.0
27	0.0	0.0	0.0	0.0	0.0	0.0	0.0	0.0	0.1	0.0	0.0	0.0	0.0	0.0	0.0	0.0	0.0	0.0	0.0	0.0
28	0.0	0.0	0.0	0.0	0.0	0.0	0.0	0.0	0.0	0.0	0.0	0.0	0.0	0.0	0.0	0.0	0.0	0.0	0.0	0.0
29	0.0	0.0	0.0	0.0	0.0	0.0	0.0	0.0	0.0	0.0	0.0	0.0	0.0	0.0	0.0	0.0	0.0	0.0	0.0	0.0

```
   30  *   0.0   0.0   0.0   0.0   0.0   0.0   0.0   0.0   0.0   0.0   0.0   0.0   0.0   0.0   0.0   0.0   0.0   0.0   0.0   0.0
   31  *   0.0   0.0   0.0   0.0   0.0   0.0   0.0   0.0   0.0   0.0   0.0   0.0   0.0   0.0   0.0   0.0   0.0   0.0   0.0   0.0
   32  *   0.0   0.0   0.0   0.0   0.0   0.0   0.0   0.0   0.0   0.0   0.0   0.0   0.0   0.0   0.0   0.0   0.0   0.0   0.0   0.0
   33  *   0.0   0.0   0.0   0.0   0.0   0.0   0.0   0.0   0.0   0.0   0.0   0.0   0.0   0.0   0.0   0.0   0.0   0.0   0.0   0.0
   34  *   0.0   0.0   0.0   0.0   0.0   0.0   0.0   0.0   0.0   0.0   0.0   0.0   0.0   0.0   0.0   0.0   0.0   0.0   0.0   0.0
   35  *   0.0   0.0   0.0   0.0   0.0   0.0   0.0   0.0   0.0   0.0   0.0   0.0   0.0   0.0   0.0   0.0   0.0   0.0   0.0   0.0
   36  *   0.0   0.0   0.0   0.0   0.0   0.0   0.0   0.0   0.0   0.0   0.0   0.0   0.0   0.0   0.0   0.0   0.0   0.0   0.0   0.0
   37  *   0.0   0.0   0.0   0.0   0.0   0.0   0.0   0.0   0.0   0.0   0.0   0.0   0.0   0.0   0.0   0.0   0.0   0.0   0.0   0.0
   38  *   0.0   0.0   0.0   0.0   0.0   0.0   0.0   0.0   0.0   0.0   0.0   0.0   0.0   0.0   0.0   0.0   0.0   0.0   0.0   0.0
   39  *   0.0   0.0   0.0   0.0   0.0   0.0   0.0   0.0   0.0   0.0   0.0   0.0   0.0   0.0   0.0   0.0   0.0   0.0   0.0   0.0
   40  *   0.0   0.0   0.0   0.0   0.0   0.0   0.0   0.0   0.0   0.0   0.0   0.0   0.0   0.0   0.0   0.0   0.0   0.0   0.0   0.0
   41  *   0.0   0.0   0.0   0.0   0.0   0.0   0.0   0.0   0.0   0.0   0.0   0.0   0.0   0.0   0.0   0.0   0.0   0.0   0.0   0.0
   42  *   0.0   0.0   0.0   0.0   0.0   0.0   0.0   0.0   0.0   0.0   0.0   0.0   0.0   0.0   0.0   0.0   0.0   0.0   0.0   0.0
   43  *   0.0   0.0   0.0   0.0   0.0   0.0   0.0   0.0   0.0   0.0   0.0   0.0   0.0   0.0   0.0   0.0   0.0   0.0   0.0   0.0
   44  *   0.0   0.0   0.0   0.0   0.0   0.0   0.0   0.0   0.0   0.0   0.0   0.0   0.0   0.0   0.0   0.0   0.0   0.0   0.0   0.0
   45  *   0.0   0.0   0.0   0.0   0.0   0.0   0.0   0.0   0.0   0.0   0.0   0.0   0.0   0.0   0.0   0.0   0.0   0.0   0.0   0.0
                                                                                                                          PAGE  9
   JOB: SR101L&27thAveTI(2040NoBuild)                        RUN: 2040NoBuild 27thAve TI PM

       *    CO/LINK  (PPM)
       *    ANGLE (DEGREES)
       *  REC1  REC2  REC3  REC4  REC5  REC6  REC7  REC8  REC9  REC10 REC11 REC12 REC13 REC14 REC15 REC16 REC17 REC18 REC19 REC20
LINK # *  0  0     0     0     0     0     0     0     50   0      0     0     0     0     0     0     0     0     0     0
-------*-----------------------------------------------------------------------------------------------------------------------
   46  *   0.0   0.0   0.0   0.0   0.0   0.0   0.0   0.0   0.0   0.0   0.0   0.0   0.0   0.0   0.0   0.0   0.0   0.0   0.0   0.0
   47  *   0.0   0.0   0.0   0.0   0.0   0.0   0.0   0.0   0.0   0.0   0.0   0.0   0.0   0.0   0.0   0.0   0.0   0.0   0.0   0.0
   48  *   0.0   0.0   0.0   0.0   0.0   0.0   0.0   0.0   0.0   0.0   0.0   0.0   0.0   0.0   0.0   0.0   0.0   0.0   0.0   0.0
                                                                                                                          PAGE 10
   JOB: SR101L&27thAveTI(2040NoBuild)                        RUN: 2040NoBuild 27thAve TI PM

   DATE :  8/27/21
   TIME : 10: 2:57


   RECEPTOR - LINK MATRIX FOR THE ANGLE PRODUCING
   THE MAXIMUM CONCENTRATION FOR EACH RECEPTOR

       *    CO/LINK  (PPM)
       *    ANGLE (DEGREES)
       *  REC21 REC22 REC23 REC24 REC25 REC26 REC27 REC28 REC29 REC30 REC31 REC32 REC33 REC34 REC35 REC36 REC37 REC38 REC39 REC40
LINK # *  0  0     0     0     0     0     0     0     0     0     0     0     0     0     0     0     0     0     0     0
-------*-----------------------------------------------------------------------------------------------------------------------
    1  *   0.0   0.0   0.0   0.0   0.0   0.0   0.0   0.0   0.0   0.0   0.0   0.0   0.0   0.0   0.0   0.0   0.0   0.0   0.0   0.0
    2  *   0.0   0.0   0.0   0.0   0.0   0.0   0.0   0.0   0.0   0.0   0.0   0.0   0.0   0.0   0.0   0.0   0.0   0.0   0.0   0.0
    3  *   0.0   0.0   0.0   0.0   0.0   0.0   0.0   0.0   0.0   0.0   0.0   0.0   0.0   0.0   0.0   0.0   0.0   0.0   0.0   0.0
    4  *   0.0   0.0   0.0   0.0   0.0   0.0   0.0   0.0   0.0   0.0   0.0   0.0   0.0   0.0   0.0   0.0   0.0   0.0   0.0   0.0
    5  *   0.0   0.0   0.0   0.0   0.0   0.0   0.0   0.0   0.0   0.0   0.0   0.0   0.0   0.0   0.0   0.0   0.0   0.0   0.0   0.0
```

6	*	0.0	0.0	0.0	0.0	0.0	0.0	0.0	0.0	0.0	0.0	0.0	0.0	0.0	0.0	0.0	0.0	0.0	0.0	0.0	0.0
7	*	0.0	0.0	0.0	0.0	0.0	0.0	0.0	0.0	0.0	0.0	0.0	0.0	0.0	0.0	0.0	0.0	0.0	0.0	0.0	0.0
8	*	0.0	0.0	0.0	0.0	0.0	0.0	0.0	0.0	0.0	0.0	0.0	0.0	0.0	0.0	0.0	0.0	0.0	0.0	0.0	0.0
9	*	0.0	0.0	0.0	0.0	0.0	0.0	0.0	0.0	0.0	0.0	0.0	0.0	0.0	0.0	0.0	0.0	0.0	0.0	0.0	0.0
10	*	0.0	0.0	0.0	0.0	0.0	0.0	0.0	0.0	0.0	0.0	0.0	0.0	0.0	0.0	0.0	0.0	0.0	0.0	0.0	0.0
11	*	0.0	0.0	0.0	0.0	0.0	0.0	0.0	0.0	0.0	0.0	0.0	0.0	0.0	0.0	0.0	0.0	0.0	0.0	0.0	0.0
12	*	0.0	0.0	0.0	0.0	0.0	0.0	0.0	0.0	0.0	0.0	0.0	0.0	0.0	0.0	0.0	0.0	0.0	0.0	0.0	0.0
13	*	0.0	0.0	0.0	0.0	0.0	0.0	0.0	0.0	0.0	0.0	0.0	0.0	0.0	0.0	0.0	0.0	0.0	0.0	0.0	0.0
14	*	0.0	0.0	0.0	0.0	0.0	0.0	0.0	0.0	0.0	0.0	0.0	0.0	0.0	0.0	0.0	0.0	0.0	0.0	0.0	0.0
15	*	0.0	0.0	0.0	0.0	0.0	0.0	0.0	0.0	0.0	0.0	0.0	0.0	0.0	0.0	0.0	0.0	0.0	0.0	0.0	0.0
16	*	0.0	0.0	0.0	0.0	0.0	0.0	0.0	0.0	0.0	0.0	0.0	0.0	0.0	0.0	0.0	0.0	0.0	0.0	0.0	0.0
17	*	0.0	0.0	0.0	0.0	0.0	0.0	0.0	0.0	0.0	0.0	0.0	0.0	0.0	0.0	0.0	0.0	0.0	0.0	0.0	0.0
18	*	0.0	0.0	0.0	0.0	0.0	0.0	0.0	0.0	0.0	0.0	0.0	0.0	0.0	0.0	0.0	0.0	0.0	0.0	0.0	0.0
19	*	0.0	0.0	0.0	0.0	0.0	0.0	0.0	0.0	0.0	0.0	0.0	0.0	0.0	0.0	0.0	0.0	0.0	0.0	0.0	0.0
20	*	0.0	0.0	0.0	0.0	0.0	0.0	0.0	0.0	0.0	0.0	0.0	0.0	0.0	0.0	0.0	0.0	0.0	0.0	0.0	0.0
21	*	0.0	0.0	0.0	0.0	0.0	0.0	0.0	0.0	0.0	0.0	0.0	0.0	0.0	0.0	0.0	0.0	0.0	0.0	0.0	0.0
22	*	0.0	0.0	0.0	0.0	0.0	0.0	0.0	0.0	0.0	0.0	0.0	0.0	0.0	0.0	0.0	0.0	0.0	0.0	0.0	0.0
23	*	0.0	0.0	0.0	0.0	0.0	0.0	0.0	0.0	0.0	0.0	0.0	0.0	0.0	0.0	0.0	0.0	0.0	0.0	0.0	0.0
24	*	0.0	0.0	0.0	0.0	0.0	0.0	0.0	0.0	0.0	0.0	0.0	0.0	0.0	0.0	0.0	0.0	0.0	0.0	0.0	0.0
25	*	0.0	0.0	0.0	0.0	0.0	0.0	0.0	0.0	0.0	0.0	0.0	0.0	0.0	0.0	0.0	0.0	0.0	0.0	0.0	0.0
26	*	0.0	0.0	0.0	0.0	0.0	0.0	0.0	0.0	0.0	0.0	0.0	0.0	0.0	0.0	0.0	0.0	0.0	0.0	0.0	0.0
27	*	0.0	0.0	0.0	0.0	0.0	0.0	0.0	0.0	0.0	0.0	0.0	0.0	0.0	0.0	0.0	0.0	0.0	0.0	0.0	0.0
28	*	0.0	0.0	0.0	0.0	0.0	0.0	0.0	0.0	0.0	0.0	0.0	0.0	0.0	0.0	0.0	0.0	0.0	0.0	0.0	0.0
29	*	0.0	0.0	0.0	0.0	0.0	0.0	0.0	0.0	0.0	0.0	0.0	0.0	0.0	0.0	0.0	0.0	0.0	0.0	0.0	0.0
30	*	0.0	0.0	0.0	0.0	0.0	0.0	0.0	0.0	0.0	0.0	0.0	0.0	0.0	0.0	0.0	0.0	0.0	0.0	0.0	0.0
31	*	0.0	0.0	0.0	0.0	0.0	0.0	0.0	0.0	0.0	0.0	0.0	0.0	0.0	0.0	0.0	0.0	0.0	0.0	0.0	0.0
32	*	0.0	0.0	0.0	0.0	0.0	0.0	0.0	0.0	0.0	0.0	0.0	0.0	0.0	0.0	0.0	0.0	0.0	0.0	0.0	0.0
33	*	0.0	0.0	0.0	0.0	0.0	0.0	0.0	0.0	0.0	0.0	0.0	0.0	0.0	0.0	0.0	0.0	0.0	0.0	0.0	0.0
34	*	0.0	0.0	0.0	0.0	0.0	0.0	0.0	0.0	0.0	0.0	0.0	0.0	0.0	0.0	0.0	0.0	0.0	0.0	0.0	0.0
35	*	0.0	0.0	0.0	0.0	0.0	0.0	0.0	0.0	0.0	0.0	0.0	0.0	0.0	0.0	0.0	0.0	0.0	0.0	0.0	0.0
36	*	0.0	0.0	0.0	0.0	0.0	0.0	0.0	0.0	0.0	0.0	0.0	0.0	0.0	0.0	0.0	0.0	0.0	0.0	0.0	0.0
37	*	0.0	0.0	0.0	0.0	0.0	0.0	0.0	0.0	0.0	0.0	0.0	0.0	0.0	0.0	0.0	0.0	0.0	0.0	0.0	0.0
38	*	0.0	0.0	0.0	0.0	0.0	0.0	0.0	0.0	0.0	0.0	0.0	0.0	0.0	0.0	0.0	0.0	0.0	0.0	0.0	0.0
39	*	0.0	0.0	0.0	0.0	0.0	0.0	0.0	0.0	0.0	0.0	0.0	0.0	0.0	0.0	0.0	0.0	0.0	0.0	0.0	0.0
40	*	0.0	0.0	0.0	0.0	0.0	0.0	0.0	0.0	0.0	0.0	0.0	0.0	0.0	0.0	0.0	0.0	0.0	0.0	0.0	0.0
41	*	0.0	0.0	0.0	0.0	0.0	0.0	0.0	0.0	0.0	0.0	0.0	0.0	0.0	0.0	0.0	0.0	0.0	0.0	0.0	0.0
42	*	0.0	0.0	0.0	0.0	0.0	0.0	0.0	0.0	0.0	0.0	0.0	0.0	0.0	0.0	0.0	0.0	0.0	0.0	0.0	0.0
43	*	0.0	0.0	0.0	0.0	0.0	0.0	0.0	0.0	0.0	0.0	0.0	0.0	0.0	0.0	0.0	0.0	0.0	0.0	0.0	0.0
44	*	0.0	0.0	0.0	0.0	0.0	0.0	0.0	0.0	0.0	0.0	0.0	0.0	0.0	0.0	0.0	0.0	0.0	0.0	0.0	0.0
45	*	0.0	0.0	0.0	0.0	0.0	0.0	0.0	0.0	0.0	0.0	0.0	0.0	0.0	0.0	0.0	0.0	0.0	0.0	0.0	0.0

PAGE 11

JOB: SR101L&27thAveTI(2040NoBuild) RUN: 2040NoBuild 27thAve TI PM

```
        *    CO/LINK  (PPM)
        *    ANGLE (DEGREES)
        *  REC21 REC22 REC23 REC24 REC25 REC26 REC27 REC28 REC29 REC30 REC31 REC32 REC33 REC34 REC35 REC36 REC37 REC38 REC39 REC40
LINK # *  0  0     0     0     0     0     0     0     0     0     0     0     0     0     0     0     0     0     0     0
```

```
-------*-------------------------------------------------------------------------------------------------------------------------------
   46  *   0.0   0.0   0.0   0.0   0.0   0.0   0.0   0.0   0.0   0.0   0.0   0.0   0.0   0.0   0.0   0.0   0.0   0.0   0.0   0.0
   47  *   0.0   0.0   0.0   0.0   0.0   0.0   0.0   0.0   0.0   0.0   0.0   0.0   0.0   0.0   0.0   0.0   0.0   0.0   0.0   0.0
   48  *   0.0   0.0   0.0   0.0   0.0   0.0   0.0   0.0   0.0   0.0   0.0   0.0   0.0   0.0   0.0   0.0   0.0   0.0   0.0   0.0
                                                                                                                          PAGE 12
   JOB: SR101L&27thAveTI(2040NoBuild)                        RUN: 2040NoBuild 27thAve TI PM

   DATE :  8/27/21
   TIME : 10: 2:57


   RECEPTOR - LINK MATRIX FOR THE ANGLE PRODUCING
   THE MAXIMUM CONCENTRATION FOR EACH RECEPTOR

       *    CO/LINK  (PPM)
       *    ANGLE (DEGREES)
       *  REC41
LINK # *     0
-------*------
    1  *   0.0
    2  *   0.0
    3  *   0.0
    4  *   0.0
    5  *   0.0
    6  *   0.0
    7  *   0.0
    8  *   0.0
    9  *   0.0
   10  *   0.0
   11  *   0.0
   12  *   0.0
   13  *   0.0
   14  *   0.0
   15  *   0.0
   16  *   0.0
   17  *   0.0
   18  *   0.0
   19  *   0.0
   20  *   0.0
   21  *   0.0
   22  *   0.0
   23  *   0.0
   24  *   0.0
   25  *   0.0
   26  *   0.0
   27  *   0.0
   28  *   0.0
```

```
   29  *   0.0
   30  *   0.0
   31  *   0.0
   32  *   0.0
   33  *   0.0
   34  *   0.0
   35  *   0.0
   36  *   0.0
   37  *   0.0
   38  *   0.0
   39  *   0.0
   40  *   0.0
   41  *   0.0
   42  *   0.0
   43  *   0.0
   44  *   0.0
   45  *   0.0
                                                                                                PAGE 13
   JOB: SR101L&27thAveTI(2040NoBuild)                        RUN: 2040NoBuild 27thAve TI PM

       *    CO/LINK  (PPM)
       *    ANGLE (DEGREES)
       *  REC41
LINK # *     0
-------*------
   46  *   0.0
   47  *   0.0
   48  *   0.0
```

CAL3QHC: LINE SOURCE DISPERSION MODEL - VERSION 2.0 Dated 95221 PAGE 1

JOB: SR101L&27thAveTI(2040NoBuild) RUN: 2040NoBuild 27thAve TI PM

DATE : 8/27/21
TIME : 10: 3: 4

The MODE flag has been set to C for calculating CO averages.

SITE & METEOROLOGICAL VARIABLES

VS = 0.0 CM/S VD = 0.0 CM/S Z0 = 108. CM
U = 1.0 M/S CLAS = 4 (D) ATIM = 60. MINUTES MIXH = 1000. M AMB = 0.0 PPM

LINK VARIABLES

LINK DESCRIPTION	LINK COORDINATES (FT) X1	Y1	X2	Y2	LENGTH (FT)	BRG (DEG)	TYPE	VPH	EF (G/MI)	H (FT)	W (FT)	V/C	QUEUE (VEH)
1. 1_SR101_EB_ML_S1	637440.3	971029.7	638442.6	971027.9	1002.	90.	DP	4024.	0.3	-10.0	68.0		
2. 2_SR101_EB_ML_S2	638442.6	971027.9	630131.2	971022.2	8311.	270.	DP	4024.	0.6	-20.0	68.0		
3. 3_SR101_WB_ML_S1	638443.7	971098.7	637440.1	971099.6	1004.	270.	DP	5499.	1.0	-10.0	68.0		
4. 4_SR101_WB_ML_S2	640134.8	971092.9	638443.7	971098.7	1691.	270.	DP	5499.	0.5	-20.0	68.0		
5. 5_EB_frontage_road_S	637423.5	970820.2	638660.7	970758.0	1239.	93.	AG	489.	0.9	0.0	44.0		
6. 6_EB_27th_Ave_offram	637443.3	970904.3	638661.0	970779.7	1224.	96.	AG	614.	0.6	0.0	32.0		
7. 7_EB_frontage_road_S	638660.8	970769.4	639067.9	970743.6	408.	94.	AG	1103.	0.6	0.0	68.0		
8. 8_EB_27th_Ave_offram	638978.2	970722.1	639034.0	970679.3	70.	127.	AG	234.	0.6	0.0	32.0		
9. 9_Ramp_ES/EN	637442.2	970938.9	638795.2	970904.7	1353.	91.	FL	2508.	0.7	10.0	44.0		
10. 10_Ramp_ES_S1	638794.7	970892.5	639304.3	970832.8	513.	97.	BR	751.	1.5	20.0	44.0		
11. 11_Ramp_ES_S2	639304.3	970832.8	639705.4	970619.2	454.	118.	BR	751.	0.8	30.0	44.0		
12. 12_Ramp_ES_S3	639705.4	970619.2	639935.2	970203.8	475.	151.	BR	751.	0.8	25.0	44.0		
13. 13_Ramp_EN_S1	638794.9	970913.6	639565.3	970896.3	771.	91.	BR	1757.	0.9	30.0	32.0		
14. 14_Ramp_EN_S2	639565.3	970896.3	639947.8	970953.8	387.	81.	BR	1757.	0.9	30.0	32.0		
15. 15_27th_Ave_NB_onram	639119.2	970672.2	639178.9	970724.4	79.	49.	AG	347.	0.6	0.0	32.0		
16. 16_EB_frontage_road_	639066.2	970741.8	639597.9	970713.2	532.	93.	AG	1718.	0.6	0.0	56.0		
17. 17_EB_frontage_road_	639597.9	970713.2	640023.7	970750.5	427.	85.	AG	1718.	0.6	0.0	56.0		
18. 18_Ramp_NW_S1	640060.3	971234.1	639717.6	971359.4	365.	290.	BR	1072.	0.8	25.0	44.0		
19. 19_Ramp_NW_S2	639717.6	971359.4	639320.2	971327.1	399.	265.	BR	1072.	0.5	20.0	44.0		
20. 20_Ramp_NW_S3	639320.2	971327.1	638730.5	971227.6	598.	260.	BR	1072.	0.2	20.0	44.0		
21. 21a_Ramp_NW_S4	638729.0	971234.7	638226.7	971189.5	504.	265.	FL	2749.	0.4	10.0	44.0		
22. 21b_Ramp_NW_S4	638226.7	971189.5	637444.4	971170.5	783.	269.	FL	2749.	0.4	10.0	44.0		
23. 22_Ramp_SW_S1	640052.4	971989.1	639817.5	971588.5	464.	210.	BR	1677.	0.4	20.0	32.0		
24. 23_Ramp_SW_S2	639817.5	971588.5	639311.0	971361.4	555.	246.	BR	1677.	0.4	20.0	32.0		
25. 24_Ramp_SW_S3	639311.0	971361.4	638726.1	971248.9	596.	259.	BR	1677.	0.3	20.0	32.0		
26. 25_WB_frontage_road_	640020.0	971464.2	639549.7	971458.1	470.	269.	AG	1710.	0.8	0.0	56.0		
27. 26_WB_frontage_road_	639549.7	971458.1	639075.2	971414.9	476.	265.	AG	1710.	0.8	0.0	56.0		
28. 27_WB_27th_Ave_FR_RT	639198.7	971444.5	639122.4	971513.6	103.	312.	AG	561.	0.6	0.0	32.0		

```
29. 28_WB_27th_Ave_onram* 639025.6  971471.1  638976.4  971416.7 *      73.   222. AG     74.   0.6   0.0 32.0
30. 29_WB_frontage_road_* 639073.9  971414.9  638583.8  971359.1 *     493.   264. AG   1418.   0.6   0.0 56.0
31. 30_WB_frontage_road_* 638581.7  971370.2  637449.5  971281.4 *    1136.   266. AG    548.   0.9   0.0 44.0
32. 31_WB_27th_Ave_onram* 638586.6  971344.8  637443.3  971193.3 *    1153.   262. AG    810.   0.6   0.0 44.0
33. 32_SB 27th Ave S1   * 639026.8  972069.6  639046.2  971428.2 *     642.   178. AG    819.   0.6   0.0 68.0
34. 33_SB 27th Ave S2   * 639046.2  971428.2  639044.2  970722.6 *     706.   180. BR   1094.   0.8   0.0 56.0
35. 34_SB 27th Ave S3   * 639044.2  970722.6  639040.4  970160.7 *     562.   180. AG    788.   0.6   0.0 56.0
36. 35_SB 27th_Ave_LT_to* 639064.7  970792.0  639145.3  970726.3 *     104.   129. AG    539.   0.6   0.0 32.0
37. 36_NB_27th_Ave_S1   * 639098.4  970162.8  639092.7  970721.9 *     559.   359. AG    999.   0.6   0.0 68.0
38. 37_NB_27th_Ave_S2   * 639092.7  970721.9  639099.2  971427.4 *     706.     1. BR    735.   0.6   0.0 56.0
39. 38_NB_27th_Ave_S3   * 639099.2  971427.4  639099.9  972066.7 *     639.     0. AG    753.   0.6   0.0 44.0
40. 39_NB_27th_Ave_LT_to* 639077.0  971356.5  638998.9  971418.2 *     100.   308. AG    543.   0.6   0.0 32.0
41. 40_SB_27th_Ave_Queue* 639043.8  971467.7  639042.8  971730.8 *     263.   360. AG      8. 100.0   0.0 48.0 0.96  13.4
42. 41T_SB_27th_Ave_Brid* 639054.2  970792.8  639053.3  970947.3 *     154.   360. BR      2. 100.0   0.0 24.0 0.26   7.8
43. 41L_SB_27th_Ave_Brid* 639067.1  970792.8  639063.6  971287.9 *     495.   360. BR      1. 100.0   0.0 12.0 0.82  25.2
44. 42_EB_27th_Ave_offra* 639008.4  970736.9  638744.9  970761.8 *     265.   275. AG      6. 100.0   0.0 48.0 0.46  13.4
                                                                                                          PAGE  2
JOB: SR101L&27thAveTI(2040NoBuild)                        RUN: 2040NoBuild 27thAve TI PM

DATE :  8/27/21
TIME : 10: 3: 4

 LINK VARIABLES
 --------------
   LINK DESCRIPTION     *         LINK COORDINATES (FT)          *    LENGTH  BRG TYPE   VPH    EF      H   W    V/C QUEUE
                        *   X1        Y1        X2        Y2     *     (FT)  (DEG)            (G/MI)  (FT) (FT)       (VEH)
------------------------*----------------------------------------*-------------------------------------------------------
45. 43_NB_27th_Ave_Queue* 639100.3  970668.7  639099.7  970380.1 *     289.   180. AG      8. 100.0   0.0 48.0 0.70  14.7
46. 44T_NB_27th_Ave_Brid* 639099.4  971357.1  639099.5  971301.0 *      56.   180. BR      2. 100.0   0.0 24.0 0.10   2.9
47. 44L_NB_27th_Ave_Brid* 639079.3  971357.1  639081.9  970929.6 *     428.   180. BR      1. 100.0   0.0 12.0 0.77  21.7
48. 45_WB_27th_Ave_FR_Qu* 639130.7  971417.8  639571.2  971460.9 *     443.    84. AG      4. 100.0   0.0 36.0 0.83  22.5
                                                                                                          PAGE  3
JOB: SR101L&27thAveTI(2040NoBuild)                        RUN: 2040NoBuild 27thAve TI PM

DATE :  8/27/21
TIME : 10: 3: 4

 ADDITIONAL QUEUE LINK PARAMETERS
 --------------------------------
   LINK DESCRIPTION     *    CYCLE    RED     CLEARANCE  APPROACH  SATURATION   IDLE   SIGNAL   ARRIVAL
                        *    LENGTH   TIME    LOST TIME    VOL     FLOW RATE   EM FAC   TYPE     RATE
                        *     (SEC)   (SEC)    (SEC)      (VPH)      (VPH)    (gm/hr)
------------------------*-------------------------------- --------- -------------------- ----------------
41. 40_SB_27th_Ave_Queue*     251      212       5.0       819       1670       0.92      2        3
42. 41T_SB_27th_Ave_Brid*     278      102       5.0       555       1780       0.92      2        3
43. 41L_SB_27th_Ave_Brid*     278      168       5.0       539       1781       0.92      2        3
44. 42_EB_27th_Ave_offra*     278      176       5.0      1103       1736       0.92      2        3
```

```
 45. 43_NB_27th_Ave_Queue*     278      212       5.0       999       1670       0.92      2         3
 46. 44T_NB_27th_Ave_Brid*     251      107       5.0       192       1780       0.92      2         3
 47. 44L_NB_27th_Ave_Brid*     251      144       5.0       543       1781       0.92      2         3
 48. 45_WB_27th_Ave_FR_Qu*     251      142       5.0      1710       1699       0.92      2         3

  RECEPTOR LOCATIONS
  ------------------
                          *           COORDINATES (FT)          *
    RECEPTOR              *      X          Y          Z        *
--------------------------*-------------------------------------*
 1. R42                   *    638996.8   970188.8        5.9   *
 2. R43                   *    638998.1   970270.8        5.9   *
 3. R44                   *    638999.3   970352.8        5.9   *
 4. R45                   *    639000.6   970434.7        5.9   *
 5. R46                   *    639001.9   970516.7        5.9   *
 6. R47                   *    639003.1   970598.7        5.9   *
 7. R48                   *    639004.5   970683.7        5.9   *
 8. R49                   *    639012.5   970776.6        5.9   *
 9. R50                   *    638922.6   970685.9        5.9   *
10. R51                   *    638847.3   970690.3        5.9   *
11. R52                   *    638765.4   970694.9        5.9   *
12. R53                   *    638683.6   970699.7        5.9   *
13. R54                   *    638601.7   970704.5        5.9   *
14. R55                   *    638519.9   970709.2        5.9   *
15. R56                   *    638438.0   970713.9        5.9   *
16. R57                   *    638356.2   970718.6        5.9   *
17. R58                   *    638274.3   970723.3        5.9   *
18. R59                   *    638192.4   970728.0        5.9   *
19. R60                   *    638110.5   970732.9        5.9   *
20. R61                   *    638028.7   970737.5        5.9   *
21. R62                   *    637946.8   970742.3        5.9   *
22. R63                   *    637864.9   970747.0        5.9   *
23. R64                   *    637783.1   970751.7        5.9   *
24. R65                   *    637701.2   970756.4        5.9   *
25. R66                   *    639008.5   972029.6        5.9   *
26. R67                   *    639007.2   971947.7        5.9   *
27. R68                   *    639006.0   971865.7        5.9   *
28. R69                   *    639004.7   971783.7        5.9   *
29. R70                   *    639004.9   971701.7        5.9   *
30. R71                   *    639007.8   971619.7        5.9   *
31. R72                   *    639008.0   971537.7        5.9   *
32. R73                   *    639004.6   971455.8        5.9   *
33. R74                   *    639014.0   971380.7        5.9   *
34. R75                   *    638926.4   971530.3        5.9   *
35. R76                   *    638844.6   971522.9        5.9   *
36. R77                   *    638763.0   971515.4        5.9   *
37. R78                   *    638681.3   971508.1        5.9   *
```

JOB: SR101L&27thAveTI(2040NoBuild) RUN: 2040NoBuild 27thAve TI PM

DATE : 8/27/21
TIME : 10: 3: 4

RECEPTOR LOCATIONS

RECEPTOR	COORDINATES (FT) X	Y	Z
38. R79	638599.7	971500.7	5.9
39. R80	638518.0	971493.2	5.9
40. R81	638436.3	971485.8	5.9
41. R82	638354.6	971478.4	5.9
42. R83	638273.0	971471.0	5.9
43. R84	638191.3	971463.6	5.9
44. R85	638109.6	971456.2	5.9
45. R86	638028.0	971448.7	5.9
46. R87	637946.3	971441.2	5.9
47. R88	637864.7	971433.8	5.9
48. R89	637783.0	971426.5	5.9
49. R90	637701.3	971419.0	5.9

JOB: SR101L&27thAveTI(2040NoBuild) RUN: 2040NoBuild 27thAve TI PM

MODEL RESULTS

REMARKS : In search of the angle corresponding to the maximum concentration, only the first angle, of the angles with same maximum concentrations, is indicated as maximum.

WIND ANGLE RANGE: 0.-360.

WIND ANGLE (DEGR)	CONCENTRATION (PPM) REC1	REC2	REC3	REC4	REC5	REC6	REC7	REC8	REC9	REC10	REC11	REC12	REC13	REC14	REC15	REC16	REC17	REC18	REC19	REC20
0.	0.0	0.0	0.0	0.0	0.0	0.0	0.0	0.0	0.0	0.0	0.0	0.0	0.0	0.0	0.0	0.0	0.0	0.0	0.0	0.0
10.	0.0	0.0	0.0	0.0	0.0	0.0	0.0	0.0	0.0	0.0	0.0	0.0	0.0	0.0	0.0	0.0	0.0	0.0	0.0	0.0
20.	0.0	0.0	0.0	0.0	0.0	0.0	0.0	0.0	0.0	0.0	0.0	0.0	0.0	0.0	0.0	0.0	0.0	0.0	0.0	0.0
30.	0.0	0.0	0.0	0.0	0.0	0.0	0.0	0.0	0.0	0.0	0.0	0.0	0.0	0.0	0.0	0.0	0.0	0.0	0.0	0.0
40.	0.0	0.0	0.0	0.0	0.0	0.0	0.0	0.0	0.0	0.0	0.0	0.0	0.0	0.0	0.0	0.0	0.0	0.0	0.0	0.0
50.	0.0	0.0	0.0	0.0	0.0	0.0	0.0	0.0	0.0	0.0	0.0	0.0	0.0	0.0	0.0	0.0	0.0	0.0	0.0	0.0

60.	*	0.0	0.0	0.0	0.0	0.0	0.0	0.0	0.0	0.0	0.0	0.0	0.0	0.0	0.0	0.0	0.0	0.0	0.0	0.0	0.0
70.	*	0.0	0.0	0.0	0.0	0.0	0.0	0.0	0.0	0.0	0.0	0.0	0.0	0.0	0.0	0.0	0.0	0.0	0.0	0.0	0.0
80.	*	0.0	0.0	0.0	0.0	0.0	0.0	0.0	0.0	0.0	0.0	0.0	0.0	0.0	0.0	0.0	0.0	0.0	0.0	0.0	0.0
90.	*	0.0	0.0	0.0	0.0	0.0	0.0	0.0	0.0	0.0	0.0	0.0	0.0	0.0	0.0	0.0	0.0	0.0	0.0	0.0	0.0
100.	*	0.0	0.0	0.0	0.0	0.0	0.0	0.0	0.0	0.0	0.0	0.0	0.0	0.0	0.0	0.0	0.0	0.0	0.0	0.0	0.0
110.	*	0.0	0.0	0.0	0.0	0.0	0.0	0.0	0.0	0.0	0.0	0.0	0.0	0.0	0.0	0.0	0.0	0.0	0.0	0.0	0.0
120.	*	0.0	0.0	0.0	0.0	0.0	0.0	0.0	0.0	0.0	0.0	0.0	0.0	0.0	0.0	0.0	0.0	0.0	0.0	0.0	0.0
130.	*	0.0	0.0	0.0	0.0	0.0	0.0	0.0	0.0	0.0	0.0	0.0	0.0	0.0	0.0	0.0	0.0	0.0	0.0	0.0	0.0
140.	*	0.0	0.0	0.0	0.0	0.0	0.0	0.0	0.0	0.0	0.0	0.0	0.0	0.0	0.0	0.0	0.0	0.0	0.0	0.0	0.0
150.	*	0.0	0.0	0.0	0.0	0.0	0.0	0.0	0.0	0.0	0.0	0.0	0.0	0.0	0.0	0.0	0.0	0.0	0.0	0.0	0.0
160.	*	0.0	0.0	0.0	0.0	0.0	0.0	0.0	0.0	0.0	0.0	0.0	0.0	0.0	0.0	0.0	0.0	0.0	0.0	0.0	0.0
170.	*	0.0	0.0	0.0	0.0	0.0	0.0	0.0	0.0	0.0	0.0	0.0	0.0	0.0	0.0	0.0	0.0	0.0	0.0	0.0	0.0
180.	*	0.0	0.0	0.0	0.0	0.0	0.0	0.0	0.0	0.0	0.0	0.0	0.0	0.0	0.0	0.0	0.0	0.0	0.0	0.0	0.0
190.	*	0.0	0.0	0.0	0.0	0.0	0.0	0.0	0.0	0.0	0.0	0.0	0.0	0.0	0.0	0.0	0.0	0.0	0.0	0.0	0.0
200.	*	0.0	0.0	0.0	0.0	0.0	0.0	0.0	0.0	0.0	0.0	0.0	0.0	0.0	0.0	0.0	0.0	0.0	0.0	0.0	0.0
210.	*	0.0	0.0	0.0	0.0	0.0	0.0	0.0	0.0	0.0	0.0	0.0	0.0	0.0	0.0	0.0	0.0	0.0	0.0	0.0	0.0
220.	*	0.0	0.0	0.0	0.0	0.0	0.0	0.0	0.0	0.0	0.0	0.0	0.0	0.0	0.0	0.0	0.0	0.0	0.0	0.0	0.0
230.	*	0.0	0.0	0.0	0.0	0.0	0.0	0.0	0.0	0.0	0.0	0.0	0.0	0.0	0.0	0.0	0.0	0.0	0.0	0.0	0.0
240.	*	0.0	0.0	0.0	0.0	0.0	0.0	0.0	0.0	0.0	0.0	0.0	0.0	0.0	0.0	0.0	0.0	0.0	0.0	0.0	0.0
250.	*	0.0	0.0	0.0	0.0	0.0	0.0	0.0	0.0	0.0	0.0	0.0	0.0	0.0	0.0	0.0	0.0	0.0	0.0	0.0	0.0
260.	*	0.0	0.0	0.0	0.0	0.0	0.0	0.0	0.0	0.0	0.0	0.0	0.0	0.0	0.0	0.0	0.0	0.0	0.0	0.0	0.0
270.	*	0.0	0.0	0.0	0.0	0.0	0.0	0.0	0.0	0.0	0.0	0.0	0.0	0.0	0.0	0.0	0.0	0.0	0.0	0.0	0.0
280.	*	0.0	0.0	0.0	0.0	0.0	0.0	0.0	0.0	0.0	0.0	0.0	0.0	0.0	0.0	0.0	0.0	0.0	0.0	0.0	0.0
290.	*	0.0	0.0	0.0	0.0	0.0	0.0	0.0	0.0	0.0	0.0	0.0	0.0	0.0	0.0	0.0	0.0	0.0	0.0	0.0	0.0
300.	*	0.0	0.0	0.0	0.0	0.0	0.0	0.0	0.0	0.0	0.0	0.0	0.0	0.0	0.0	0.0	0.0	0.0	0.0	0.0	0.0
310.	*	0.0	0.0	0.0	0.0	0.0	0.0	0.0	0.0	0.0	0.0	0.0	0.0	0.0	0.0	0.0	0.0	0.0	0.0	0.0	0.0
320.	*	0.0	0.0	0.0	0.0	0.0	0.0	0.0	0.0	0.0	0.0	0.0	0.0	0.0	0.0	0.0	0.0	0.0	0.0	0.0	0.0
330.	*	0.0	0.0	0.0	0.0	0.0	0.0	0.0	0.0	0.0	0.0	0.0	0.0	0.0	0.0	0.0	0.0	0.0	0.0	0.0	0.0
340.	*	0.0	0.0	0.0	0.0	0.0	0.0	0.0	0.0	0.0	0.0	0.0	0.0	0.0	0.0	0.0	0.0	0.0	0.0	0.0	0.0
350.	*	0.0	0.0	0.0	0.0	0.0	0.0	0.0	0.0	0.0	0.0	0.0	0.0	0.0	0.0	0.0	0.0	0.0	0.0	0.0	0.0
360.	*	0.0	0.0	0.0	0.0	0.0	0.0	0.0	0.0	0.0	0.0	0.0	0.0	0.0	0.0	0.0	0.0	0.0	0.0	0.0	0.0
MAX	*	0.0	0.0	0.0	0.0	0.0	0.0	0.0	0.0	0.0	0.0	0.0	0.0	0.0	0.0	0.0	0.0	0.0	0.0	0.0	0.0
DEGR.	*	0	0	0	0	0	0	0	0	0	0	0	0	0	0	0	0	0	0	0	0

JOB: SR101L&27thAveTI(2040NoBuild) RUN: 2040NoBuild 27thAve TI PM

MODEL RESULTS

REMARKS : In search of the angle corresponding to the maximum concentration, only the first angle, of the angles with same maximum concentrations, is indicated as maximum.

WIND ANGLE RANGE: 0.-360.

WIND ANGLE (DEGR)	* CONCENTRATION (PPM) REC21	REC22	REC23	REC24	REC25	REC26	REC27	REC28	REC29	REC30	REC31	REC32	REC33	REC34	REC35	REC36	REC37	REC38	REC39	REC40
0.	0.0	0.0	0.0	0.0	0.0	0.0	0.0	0.0	0.0	0.0	0.0	0.0	0.0	0.0	0.0	0.0	0.0	0.0	0.0	0.0
10.	0.0	0.0	0.0	0.0	0.0	0.0	0.0	0.0	0.0	0.0	0.0	0.0	0.0	0.0	0.0	0.0	0.0	0.0	0.0	0.0
20.	0.0	0.0	0.0	0.0	0.0	0.0	0.0	0.0	0.0	0.0	0.0	0.0	0.0	0.0	0.0	0.0	0.0	0.0	0.0	0.0
30.	0.0	0.0	0.0	0.0	0.0	0.0	0.0	0.0	0.0	0.0	0.0	0.0	0.0	0.0	0.0	0.0	0.0	0.0	0.0	0.0
40.	0.0	0.0	0.0	0.0	0.0	0.0	0.0	0.0	0.0	0.0	0.0	0.0	0.0	0.0	0.0	0.0	0.0	0.0	0.0	0.0
50.	0.0	0.0	0.0	0.0	0.0	0.0	0.0	0.0	0.0	0.0	0.0	0.0	0.0	0.0	0.0	0.0	0.0	0.0	0.0	0.0
60.	0.0	0.0	0.0	0.0	0.0	0.0	0.0	0.0	0.0	0.0	0.0	0.0	0.0	0.0	0.0	0.0	0.0	0.0	0.0	0.0
70.	0.0	0.0	0.0	0.0	0.0	0.0	0.0	0.0	0.0	0.0	0.0	0.0	0.0	0.0	0.0	0.0	0.0	0.0	0.0	0.0
80.	0.0	0.0	0.0	0.0	0.0	0.0	0.0	0.0	0.0	0.0	0.0	0.0	0.0	0.0	0.0	0.0	0.0	0.0	0.0	0.0
90.	0.0	0.0	0.0	0.0	0.0	0.0	0.0	0.0	0.0	0.0	0.0	0.0	0.0	0.0	0.0	0.0	0.0	0.0	0.0	0.0
100.	0.0	0.0	0.0	0.0	0.0	0.0	0.0	0.0	0.0	0.0	0.0	0.0	0.0	0.0	0.0	0.0	0.0	0.0	0.0	0.0
110.	0.0	0.0	0.0	0.0	0.0	0.0	0.0	0.0	0.0	0.0	0.0	0.0	0.0	0.0	0.0	0.0	0.0	0.0	0.0	0.0
120.	0.0	0.0	0.0	0.0	0.0	0.0	0.0	0.0	0.0	0.0	0.0	0.0	0.0	0.0	0.0	0.0	0.0	0.0	0.0	0.0
130.	0.0	0.0	0.0	0.0	0.0	0.0	0.0	0.0	0.0	0.0	0.0	0.0	0.0	0.0	0.0	0.0	0.0	0.0	0.0	0.0
140.	0.0	0.0	0.0	0.0	0.0	0.0	0.0	0.0	0.0	0.0	0.0	0.0	0.0	0.0	0.0	0.0	0.0	0.0	0.0	0.0
150.	0.0	0.0	0.0	0.0	0.0	0.0	0.0	0.0	0.0	0.0	0.0	0.0	0.0	0.0	0.0	0.0	0.0	0.0	0.0	0.0
160.	0.0	0.0	0.0	0.0	0.0	0.0	0.0	0.0	0.0	0.0	0.0	0.0	0.0	0.0	0.0	0.0	0.0	0.0	0.0	0.0
170.	0.0	0.0	0.0	0.0	0.0	0.0	0.0	0.0	0.0	0.0	0.0	0.0	0.0	0.0	0.0	0.0	0.0	0.0	0.0	0.0
180.	0.0	0.0	0.0	0.0	0.0	0.0	0.0	0.0	0.0	0.0	0.0	0.0	0.0	0.0	0.0	0.0	0.0	0.0	0.0	0.0
190.	0.0	0.0	0.0	0.0	0.0	0.0	0.0	0.0	0.0	0.0	0.0	0.0	0.0	0.0	0.0	0.0	0.0	0.0	0.0	0.0
200.	0.0	0.0	0.0	0.0	0.0	0.0	0.0	0.0	0.0	0.0	0.0	0.0	0.0	0.0	0.0	0.0	0.0	0.0	0.0	0.0
210.	0.0	0.0	0.0	0.0	0.0	0.0	0.0	0.0	0.0	0.0	0.0	0.0	0.0	0.0	0.0	0.0	0.0	0.0	0.0	0.0
220.	0.0	0.0	0.0	0.0	0.0	0.0	0.0	0.0	0.0	0.0	0.0	0.0	0.0	0.0	0.0	0.0	0.0	0.0	0.0	0.0
230.	0.0	0.0	0.0	0.0	0.0	0.0	0.0	0.0	0.0	0.0	0.0	0.0	0.0	0.0	0.0	0.0	0.0	0.0	0.0	0.0
240.	0.0	0.0	0.0	0.0	0.0	0.0	0.0	0.0	0.0	0.0	0.0	0.0	0.0	0.0	0.0	0.0	0.0	0.0	0.0	0.0
250.	0.0	0.0	0.0	0.0	0.0	0.0	0.0	0.0	0.0	0.0	0.0	0.0	0.0	0.0	0.0	0.0	0.0	0.0	0.0	0.0
260.	0.0	0.0	0.0	0.0	0.0	0.0	0.0	0.0	0.0	0.0	0.0	0.0	0.0	0.0	0.0	0.0	0.0	0.0	0.0	0.0
270.	0.0	0.0	0.0	0.0	0.0	0.0	0.0	0.0	0.0	0.0	0.0	0.0	0.0	0.0	0.0	0.0	0.0	0.0	0.0	0.0
280.	0.0	0.0	0.0	0.0	0.0	0.0	0.0	0.0	0.0	0.0	0.0	0.0	0.0	0.0	0.0	0.0	0.0	0.0	0.0	0.0
290.	0.0	0.0	0.0	0.0	0.0	0.0	0.0	0.0	0.0	0.0	0.0	0.0	0.0	0.0	0.0	0.0	0.0	0.0	0.0	0.0
300.	0.0	0.0	0.0	0.0	0.0	0.0	0.0	0.0	0.0	0.0	0.0	0.0	0.0	0.0	0.0	0.0	0.0	0.0	0.0	0.0
310.	0.0	0.0	0.0	0.0	0.0	0.0	0.0	0.0	0.0	0.0	0.0	0.0	0.0	0.0	0.0	0.0	0.0	0.0	0.0	0.0
320.	0.0	0.0	0.0	0.0	0.0	0.0	0.0	0.0	0.0	0.0	0.0	0.0	0.0	0.0	0.0	0.0	0.0	0.0	0.0	0.0
330.	0.0	0.0	0.0	0.0	0.0	0.0	0.0	0.0	0.0	0.0	0.0	0.0	0.0	0.0	0.0	0.0	0.0	0.0	0.0	0.0
340.	0.0	0.0	0.0	0.0	0.0	0.0	0.0	0.0	0.0	0.0	0.0	0.0	0.0	0.0	0.0	0.0	0.0	0.0	0.0	0.0
350.	0.0	0.0	0.0	0.0	0.0	0.0	0.0	0.0	0.0	0.0	0.0	0.0	0.0	0.0	0.0	0.0	0.0	0.0	0.0	0.0
360.	0.0	0.0	0.0	0.0	0.0	0.0	0.0	0.0	0.0	0.0	0.0	0.0	0.0	0.0	0.0	0.0	0.0	0.0	0.0	0.0
MAX	0.0	0.0	0.0	0.0	0.0	0.0	0.0	0.0	0.0	0.0	0.0	0.0	0.0	0.0	0.0	0.0	0.0	0.0	0.0	0.0
DEGR.	0	0	0	0	0	0	0	0	0	0	0	0	0	0	0	0	0	0	0	0

JOB: SR101L&27thAveTI(2040NoBuild) RUN: 2040NoBuild 27thAve TI PM

MODEL RESULTS

REMARKS : In search of the angle corresponding to the maximum concentration, only the first angle, of the angles with same maximum concentrations, is indicated as maximum.

WIND ANGLE RANGE: 0.-360.

WIND ANGLE (DEGR)	* CONCENTRATION (PPM) REC41	REC42	REC43	REC44	REC45	REC46	REC47	REC48	REC49
0.	0.0	0.0	0.0	0.0	0.0	0.0	0.0	0.0	0.0
10.	0.0	0.0	0.0	0.0	0.0	0.0	0.0	0.0	0.0
20.	0.0	0.0	0.0	0.0	0.0	0.0	0.0	0.0	0.0
30.	0.0	0.0	0.0	0.0	0.0	0.0	0.0	0.0	0.0
40.	0.0	0.0	0.0	0.0	0.0	0.0	0.0	0.0	0.0
50.	0.0	0.0	0.0	0.0	0.0	0.0	0.0	0.0	0.0
60.	0.0	0.0	0.0	0.0	0.0	0.0	0.0	0.0	0.0
70.	0.0	0.0	0.0	0.0	0.0	0.0	0.0	0.0	0.0
80.	0.0	0.0	0.0	0.0	0.0	0.0	0.0	0.0	0.0
90.	0.0	0.0	0.0	0.0	0.0	0.0	0.0	0.0	0.0
100.	0.0	0.0	0.0	0.0	0.0	0.0	0.0	0.0	0.0
110.	0.0	0.0	0.0	0.0	0.0	0.0	0.0	0.0	0.0
120.	0.0	0.0	0.0	0.0	0.0	0.0	0.0	0.0	0.0
130.	0.0	0.0	0.0	0.0	0.0	0.0	0.0	0.0	0.0
140.	0.0	0.0	0.0	0.0	0.0	0.0	0.0	0.0	0.0
150.	0.0	0.0	0.0	0.0	0.0	0.0	0.0	0.0	0.0
160.	0.0	0.0	0.0	0.0	0.0	0.0	0.0	0.0	0.0
170.	0.0	0.0	0.0	0.0	0.0	0.0	0.0	0.0	0.0
180.	0.0	0.0	0.0	0.0	0.0	0.0	0.0	0.0	0.0
190.	0.0	0.0	0.0	0.0	0.0	0.0	0.0	0.0	0.0
200.	0.0	0.0	0.0	0.0	0.0	0.0	0.0	0.0	0.0
210.	0.0	0.0	0.0	0.0	0.0	0.0	0.0	0.0	0.0
220.	0.0	0.0	0.0	0.0	0.0	0.0	0.0	0.0	0.0
230.	0.0	0.0	0.0	0.0	0.0	0.0	0.0	0.0	0.0
240.	0.0	0.0	0.0	0.0	0.0	0.0	0.0	0.0	0.0
250.	0.0	0.0	0.0	0.0	0.0	0.0	0.0	0.0	0.0
260.	0.0	0.0	0.0	0.0	0.0	0.0	0.0	0.0	0.0
270.	0.0	0.0	0.0	0.0	0.0	0.0	0.0	0.0	0.0
280.	0.0	0.0	0.0	0.0	0.0	0.0	0.0	0.0	0.0
290.	0.0	0.0	0.0	0.0	0.0	0.0	0.0	0.0	0.0
300.	0.0	0.0	0.0	0.0	0.0	0.0	0.0	0.0	0.0

```
310.  *   0.0   0.0   0.0   0.0   0.0   0.0   0.0   0.0   0.0
320.  *   0.0   0.0   0.0   0.0   0.0   0.0   0.0   0.0   0.0
330.  *   0.0   0.0   0.0   0.0   0.0   0.0   0.0   0.0   0.0
340.  *   0.0   0.0   0.0   0.0   0.0   0.0   0.0   0.0   0.0
350.  *   0.0   0.0   0.0   0.0   0.0   0.0   0.0   0.0   0.0
360.  *   0.0   0.0   0.0   0.0   0.0   0.0   0.0   0.0   0.0
------*-------------------------------------------------------
MAX   *   0.0   0.0   0.0   0.0   0.0   0.0   0.0   0.0   0.0
DEGR. *    0     0     0     0     0     0     0     0     0
```

CAL3QHC: LINE SOURCE DISPERSION MODEL - VERSION 2.0 Dated 95221 PAGE 1

JOB: SR101L&67thAveTI(2020Existing) RUN: 2020Exist 67thAve TI AM

DATE : 8/27/21
TIME : 9:57:41

The MODE flag has been set to C for calculating CO averages.

SITE & METEOROLOGICAL VARIABLES

VS = 0.0 CM/S VD = 0.0 CM/S Z0 = 108. CM
U = 1.0 M/S CLAS = 4 (D) ATIM = 60. MINUTES MIXH = 1000. M AMB = 0.0 PPM

LINK VARIABLES

	LINK DESCRIPTION	LINK COORDINATES (FT) X1	Y1	X2	Y2	LENGTH (FT)	BRG (DEG)	TYPE	VPH	EF (G/MI)	H (FT)	W (FT)	V/C	QUEUE (VEH)
1.	1_SR101_EB_ML_S1	611363.2	970723.0	612413.8	970773.2	1052.	87.	DP	5275.	1.8	-15.0	68.0		
2.	2_SR101_EB_ML_S2	612413.8	970773.2	613432.4	970822.5	1020.	87.	DP	5275.	1.8	-20.0	68.0		
3.	3_SR101_EB_ML_S3	613432.4	970822.5	614514.4	970872.8	1083.	87.	DP	5275.	1.8	-15.0	68.0		
4.	4_SR101_WB_ML_S1	612408.8	970842.7	611362.7	970792.4	1047.	267.	DP	4040.	1.7	-15.0	68.0		
5.	5_SR101_WB_ML_S2	613426.6	970891.7	612408.8	970842.7	1019.	267.	DP	4040.	1.7	-20.0	68.0		
6.	6_SR101_WB_ML_S3	614511.4	970942.6	613426.6	970891.7	1086.	267.	DP	4040.	1.7	-15.0	68.0		
7.	7_EB_frontage_road_S	611369.8	970576.8	612441.6	970592.7	1072.	89.	AG	346.	2.3	0.0	44.0		
8.	8_EB_frontage_road_S	612441.0	970607.9	612967.6	970618.0	527.	89.	AG	673.	2.3	0.0	68.0		
9.	9_EB_67th Ave offram	612885.9	970602.7	612938.7	970557.3	70.	131.	AG	74.	1.8	0.0	32.0		
10.	10_EB_67th_Ave_offra	611366.5	970682.2	612440.9	970619.7	1076.	93.	DP	288.	2.4	-10.0	32.0		
11.	11_67th_Ave_NB_onram	613018.9	970553.2	613072.6	970621.1	87.	38.	AG	390.	2.0	0.0	32.0		
12.	12_EB_67th_Ave_onram	612972.0	970632.3	613386.7	970659.1	416.	86.	AG	2221.	3.1	0.0	56.0		
13.	13_EB_67th_Ave_onram	613385.5	970671.2	614515.5	970831.3	1141.	82.	DP	1520.	2.2	-10.0	44.0		
14.	14_EB_frontage_road_	613387.3	970645.6	614518.9	970720.9	1134.	86.	AG	488.	2.5	0.0	44.0		
15.	15_WB_67th_Ave_offra	614507.5	970995.8	613531.5	971056.2	978.	274.	DP	794.	2.9	-10.0	32.0		
16.	16_WB_frontage_road_	614518.6	971111.4	613534.4	971079.4	985.	268.	AG	218.	2.3	0.0	32.0		
17.	17_WB_67th_Ave_offra	613531.5	971056.2	612981.4	971043.2	550.	269.	AG	794.	2.5	0.0	44.0		
18.	18_WB_frontage_road_	613534.3	971078.9	612985.6	971064.3	549.	268.	AG	218.	2.5	0.0	44.0		
19.	19_WB_67th_Ave_offra	613075.6	971073.4	613014.1	971113.8	74.	303.	AG	421.	2.0	0.0	32.0		
20.	20_WB_67th_Ave_onram	612932.7	971133.8	612877.7	971050.2	100.	213.	AG	300.	1.9	0.0	32.0		
21.	21_WB_67th_Ave_onram	612979.5	971043.7	612571.4	971010.8	409.	265.	AG	482.	1.8	0.0	56.0		
22.	22_WB_frontage_road_	612570.9	971023.6	611359.9	970946.4	1213.	266.	AG	101.	2.0	0.0	44.0		
23.	23_WB_67th_Ave_onram	612572.6	970997.4	611363.7	970838.7	1219.	263.	DP	334.	1.7	-10.0	44.0		
24.	24_SB_67th_Ave_S1	612958.2	971834.8	612960.2	971063.4	771.	180.	AG	2319.	4.0	0.0	56.0		
25.	25_SB_67th_Ave_S2	612960.2	971063.4	612948.7	970613.7	450.	181.	BR	2409.	4.0	0.0	68.0		
26.	26_SB_67th_Ave_S3	612948.7	970613.7	612952.8	969931.1	683.	180.	AG	909.	2.3	0.0	44.0		
27.	27_SB_67th_Ave_left	612971.1	970692.7	613065.6	970636.9	110.	121.	AG	1575.	2.3	0.0	44.0		
28.	28_NB_67th_Ave_S1	613001.7	969939.4	613001.0	970612.9	673.	360.	AG	755.	2.2	0.0	44.0		

```
 29. 29_NB_67th_Ave_S2   * 613001.0  970612.9  613003.3  971063.0 *     450.     0. BR    707.   2.2   0.0 56.0
 30. 30_NB_67th_Ave_S3   * 613003.3  971063.0  613002.5  971831.7 *     769.   360. AG   1259.   2.9   0.0 44.0
 31. 31_NB_67th_Ave_left * 612986.5  970989.7  612914.2  971034.2 *      85.   302. AG     47.   1.8   0.0 32.0
 32. 32_EB_67th_offramp_Q* 612912.2  970616.4  612863.6  970614.2 *      49.   268. AG     27. 100.0   0.0 48.0 0.23   2.5
 33. 33_WB_67th_offramp_Q* 613039.7  971055.1  613144.1  971058.0 *     104.    88. AG     32. 100.0   0.0 48.0 0.29   5.3
 34. 34_SB_67th_Ave_Queue* 612953.9  971091.0  612955.1  971397.3 *     306.     0. AG     71. 100.0   0.0 60.0 0.87  15.6
 35. 35T_SB_67th_Ave_brid* 612947.5  970679.9  612950.4  970823.5 *     144.     1. BR     16. 100.0   0.0 24.0 0.39   7.3
 36. 35L_SB_67th_Ave_brid* 612969.6  970695.5  612963.9  977099.5 *    6404.   360. BR     33. 100.0   0.0 24.0 3.71 325.3
 37. 36T_NB_67th_Ave_brid* 613005.2  970980.6  613004.5  970839.8 *     141.   180. BR     18. 100.0   0.0 24.0 0.34   7.2
 38. 36L_NB_67th_Ave_brid* 612988.4  970962.5  612988.4  970921.6 *      41.   180. BR     19. 100.0   0.0 12.0 0.48   2.1
 39. 37_NB_67th_Ave_Queue* 613003.5  970578.4  613003.3  970453.0 *     125.   180. AG     62. 100.0   0.0 48.0 0.44   6.4
                                                                                                          PAGE  2
 JOB: SR101L&67thAveTI(2020Existing)                        RUN: 2020Exist 67thAve TI AM

 DATE :  8/27/21
 TIME :  9:57:41

  ADDITIONAL QUEUE LINK PARAMETERS
  --------------------------------
    LINK DESCRIPTION     *    CYCLE    RED     CLEARANCE  APPROACH  SATURATION   IDLE   SIGNAL   ARRIVAL
                         *    LENGTH   TIME    LOST TIME    VOL     FLOW RATE   EM FAC   TYPE     RATE
                         *     (SEC)   (SEC)    (SEC)      (VPH)      (VPH)    (gm/hr)
 ------------------------*-------------------------------- --------- ------------------- -----------------
 32. 32_EB_67th_offramp_Q*     173       53       5.0       673       1136       8.21      2        3
 33. 33_WB_67th_offramp_Q*     188       68       5.0      1125       1593       8.21      2        3
 34. 34_SB_67th_Ave_Queue*     188      121       5.0      2319       1676       8.21      2        3
 35. 35T_SB_67th_Ave_brid*     173       63       5.0       835       1780       8.21      2        3
 36. 35L_SB_67th_Ave_brid*     173      131       5.0      1575       1052       8.21      2        3
 37. 36T_NB_67th_Ave_brid*     188       78       5.0       661       1780       8.21      2        3
 38. 36L_NB_67th_Ave_brid*     188      159       5.0        47        841       8.21      2        3
 39. 37_NB_67th_Ave_Queue*     173      122       5.0       755       1670       8.21      2        3

  RECEPTOR LOCATIONS
  ------------------
                         *          COORDINATES (FT)          *
    RECEPTOR             *      X          Y          Z       *
-------------------------*-------------------------------------*
 1. R1                   *    613040.0   971848.0        5.9   *
 2. R2                   *    613038.7   971766.0        5.9   *
 3. R3                   *    613037.4   971684.0        5.9   *
 4. R4                   *    613037.5   971602.0        5.9   *
 5. R5                   *    613035.3   971520.1        5.9   *
 6. R6                   *    613035.4   971438.0        5.9   *
 7. R7                   *    613035.4   971356.0        5.9   *
 8. R8                   *    613035.4   971274.0        5.9   *
 9. R9                   *    613034.0   971192.0        5.9   *
10. R10                  *    613039.7   971110.2        5.9   *
```

```
11. R11                  *    613090.8   971174.1        5.9   *
12. R12                  *    613172.8   971175.1        5.9   *
13. R13                  *    613254.4   971175.9        5.9   *
14. R14                  *    613336.8   971176.6        5.9   *
15. R15                  *    613418.8   971177.4        5.9   *
16. R16                  *    613500.8   971178.2        5.9   *
17. R17                  *    613582.8   971180.6        5.9   *
18. R18                  *    613664.8   971180.0        5.9   *
19. R19                  *    613746.8   971180.8        5.9   *
20. R20                  *    613828.7   971181.6        5.9   *
21. R21                  *    613910.8   971182.4        5.9   *
22. R22                  *    613992.8   971181.7        5.9   *
23. R23                  *    614074.8   971182.5        5.9   *
24. R24                  *    614156.8   971184.9        5.9   *
25. R25                  *    614238.7   971185.7        5.9   *
26. R26                  *    614271.1   970670.5        5.9   *
27. R27                  *    614189.3   970663.9        5.9   *
28. R28                  *    614107.6   970657.1        5.9   *
29. R29                  *    614025.9   970650.4        5.9   *
30. R30                  *    613944.1   970643.7        5.9   *
31. R31                  *    613862.4   970636.9        5.9   *
32. R32                  *    613780.7   970630.2        5.9   *
33. R33                  *    613699.0   970623.5        5.9   *
34. R34                  *    613617.3   970616.8        5.9   *
35. R35                  *    613535.5   970610.0        5.9   *
36. R36                  *    613453.8   970603.3        5.9   *
37. R37                  *    613372.1   970596.6        5.9   *
```



```
 JOB: SR101L&67thAveTI(2020Existing)                      RUN: 2020Exist 67thAve TI AM

 DATE :  8/27/21
 TIME :  9:57:41


  RECEPTOR LOCATIONS
  ------------------
                         *          COORDINATES (FT)          *
    RECEPTOR             *      X          Y          Z        *
---------------- --------*-----------------------------------*
38. R38                  *    613290.4   970589.8        5.9   *
39. R39                  *    613208.6   970583.1        5.9   *
40. R40                  *    613127.0   970576.4        5.9   *
41. R41                  *    613034.5   970667.0        5.9   *
42. R42                  *    613045.2   970569.6        5.9   *
43. R43                  *    613045.2   970487.6        5.9   *
44. R44                  *    613045.2   970405.6        5.9   *
45. R45                  *    613042.2   970323.7        5.9   *
```

```
    46. R46                  *    613036.7   970241.9        5.9   *
    47. R47                  *    613035.4   970159.8        5.9   *
    48. R48                  *    613036.7   970077.9        5.9   *
    49. R49                  *    613036.6   969995.9        5.9   *
                                                                                                                    PAGE  4
     JOB: SR101L&67thAveTI(2020Existing)                        RUN: 2020Exist 67thAve TI AM

      MODEL RESULTS
      -------------

      REMARKS : In search of the angle corresponding to
                the maximum concentration, only the first
                angle, of the angles with same maximum
                concentrations, is indicated as maximum.

WIND ANGLE RANGE:   0.-360.
```

WIND ANGLE (DEGR)	* CONCENTRATION (PPM) REC1	REC2	REC3	REC4	REC5	REC6	REC7	REC8	REC9	REC10	REC11	REC12	REC13	REC14	REC15	REC16	REC17	REC18	REC19	REC20
0.	0.1	0.1	0.1	0.2	0.2	0.3	0.3	0.3	0.3	0.3	0.0	0.0	0.0	0.0	0.0	0.0	0.0	0.0	0.0	0.0
10.	0.0	0.0	0.0	0.0	0.0	0.0	0.0	0.0	0.0	0.0	0.0	0.0	0.0	0.0	0.0	0.0	0.0	0.0	0.0	0.0
20.	0.0	0.0	0.0	0.0	0.0	0.0	0.0	0.0	0.0	0.0	0.0	0.0	0.0	0.0	0.0	0.0	0.0	0.0	0.0	0.0
30.	0.0	0.0	0.0	0.0	0.0	0.0	0.0	0.0	0.0	0.0	0.0	0.0	0.0	0.0	0.0	0.0	0.0	0.0	0.0	0.0
40.	0.0	0.0	0.0	0.0	0.0	0.0	0.0	0.0	0.0	0.0	0.0	0.0	0.0	0.0	0.0	0.0	0.0	0.0	0.0	0.0
50.	0.0	0.0	0.0	0.0	0.0	0.0	0.0	0.0	0.0	0.0	0.0	0.0	0.0	0.0	0.0	0.0	0.0	0.0	0.0	0.0
60.	0.0	0.0	0.0	0.0	0.0	0.0	0.0	0.0	0.0	0.0	0.0	0.0	0.0	0.0	0.0	0.0	0.0	0.0	0.0	0.0
70.	0.0	0.0	0.0	0.0	0.0	0.0	0.0	0.0	0.0	0.0	0.0	0.0	0.0	0.0	0.0	0.0	0.0	0.0	0.0	0.0
80.	0.0	0.0	0.0	0.0	0.0	0.0	0.0	0.0	0.0	0.0	0.0	0.0	0.0	0.0	0.0	0.0	0.0	0.0	0.0	0.0
90.	0.0	0.0	0.0	0.0	0.0	0.0	0.0	0.0	0.0	0.0	0.0	0.0	0.0	0.0	0.0	0.0	0.0	0.0	0.0	0.0
100.	0.0	0.0	0.0	0.0	0.0	0.0	0.0	0.0	0.0	0.0	0.0	0.0	0.0	0.0	0.0	0.0	0.0	0.0	0.0	0.0
110.	0.0	0.0	0.0	0.0	0.0	0.0	0.0	0.0	0.0	0.1	0.0	0.0	0.0	0.0	0.0	0.0	0.0	0.0	0.0	0.0
120.	0.0	0.0	0.0	0.0	0.0	0.0	0.0	0.0	0.0	0.1	0.0	0.1	0.1	0.1	0.1	0.1	0.0	0.0	0.0	0.0
130.	0.0	0.0	0.0	0.0	0.0	0.0	0.0	0.0	0.0	0.1	0.0	0.0	0.0	0.1	0.1	0.1	0.1	0.1	0.1	0.0
140.	0.0	0.0	0.0	0.0	0.0	0.0	0.0	0.0	0.0	0.1	0.0	0.0	0.0	0.0	0.0	0.0	0.0	0.0	0.0	0.0
150.	0.0	0.0	0.0	0.0	0.0	0.0	0.0	0.0	0.0	0.1	0.0	0.0	0.0	0.0	0.0	0.0	0.0	0.0	0.0	0.0
160.	0.0	0.0	0.0	0.0	0.0	0.0	0.0	0.0	0.0	0.1	0.0	0.0	0.0	0.0	0.0	0.0	0.0	0.0	0.0	0.0
170.	0.0	0.0	0.0	0.0	0.0	0.0	0.0	0.0	0.0	0.0	0.0	0.0	0.0	0.0	0.0	0.0	0.0	0.0	0.0	0.0
180.	0.2	0.2	0.2	0.2	0.2	0.3	0.2	0.2	0.1	0.1	0.0	0.0	0.0	0.0	0.0	0.0	0.0	0.0	0.0	0.0
190.	0.4	0.4	0.5	0.5	0.5	0.5	0.5	0.4	0.4	0.2	0.1	0.0	0.0	0.0	0.0	0.0	0.0	0.0	0.0	0.0
200.	0.4	0.4	0.4	0.5	0.6	0.5	0.6	0.5	0.5	0.3	0.1	0.1	0.0	0.0	0.0	0.0	0.0	0.0	0.0	0.0
210.	0.4	0.4	0.4	0.4	0.5	0.5	0.5	0.5	0.4	0.4	0.1	0.1	0.0	0.0	0.0	0.0	0.0	0.0	0.0	0.0
220.	0.4	0.4	0.4	0.4	0.4	0.5	0.5	0.5	0.6	0.4	0.1	0.1	0.1	0.0	0.0	0.0	0.0	0.0	0.0	0.0
230.	0.4	0.4	0.4	0.4	0.4	0.5	0.5	0.5	0.5	0.4	0.2	0.1	0.1	0.1	0.0	0.0	0.0	0.0	0.0	0.0
240.	0.2	0.4	0.4	0.4	0.4	0.5	0.5	0.5	0.5	0.4	0.3	0.1	0.1	0.1	0.0	0.0	0.0	0.0	0.0	0.0
250.	0.1	0.3	0.3	0.3	0.3	0.3	0.4	0.4	0.4	0.2	0.3	0.1	0.0	0.0	0.0	0.0	0.0	0.0	0.0	0.0

260.	*	0.1	0.3	0.3	0.3	0.3	0.3	0.4	0.4	0.5	0.4	0.3	0.2	0.1	0.0	0.0	0.0	0.0	0.0	0.0	0.0
270.	*	0.0	0.3	0.3	0.3	0.4	0.4	0.5	0.5	0.5	0.4	0.3	0.2	0.1	0.1	0.0	0.0	0.0	0.0	0.0	0.0
280.	*	0.0	0.3	0.3	0.3	0.3	0.3	0.4	0.4	0.5	0.4	0.3	0.2	0.1	0.1	0.0	0.0	0.0	0.0	0.0	0.0
290.	*	0.0	0.3	0.3	0.3	0.4	0.4	0.5	0.5	0.5	0.4	0.3	0.2	0.1	0.1	0.0	0.0	0.0	0.0	0.0	0.0
300.	*	0.0	0.3	0.4	0.4	0.4	0.4	0.5	0.5	0.5	0.5	0.3	0.2	0.1	0.1	0.0	0.0	0.0	0.0	0.0	0.0
310.	*	0.1	0.3	0.4	0.4	0.4	0.4	0.4	0.5	0.5	0.5	0.3	0.1	0.1	0.1	0.0	0.0	0.0	0.0	0.0	0.0
320.	*	0.1	0.3	0.4	0.4	0.4	0.4	0.4	0.5	0.5	0.5	0.3	0.1	0.1	0.1	0.0	0.0	0.0	0.0	0.0	0.0
330.	*	0.1	0.2	0.3	0.4	0.4	0.4	0.4	0.5	0.5	0.5	0.3	0.1	0.1	0.0	0.0	0.0	0.0	0.0	0.0	0.0
340.	*	0.1	0.2	0.3	0.3	0.5	0.5	0.5	0.5	0.6	0.5	0.2	0.1	0.0	0.0	0.0	0.0	0.0	0.0	0.0	0.0
350.	*	0.1	0.1	0.2	0.3	0.3	0.3	0.3	0.5	0.5	0.5	0.3	0.0	0.0	0.0	0.0	0.0	0.0	0.0	0.0	0.0
360.	*	0.1	0.1	0.1	0.2	0.2	0.3	0.3	0.3	0.3	0.3	0.0	0.0	0.0	0.0	0.0	0.0	0.0	0.0	0.0	0.0
MAX	*	0.4	0.4	0.5	0.5	0.6	0.5	0.6	0.5	0.6	0.5	0.3	0.2	0.1	0.1	0.1	0.1	0.1	0.1	0.1	0.0
DEGR.	*	190	190	190	190	200	190	200	200	220	300	240	260	120	120	120	120	130	130	130	0

JOB: SR101L&67thAveTI(2020Existing) RUN: 2020Exist 67thAve TI AM

MODEL RESULTS

REMARKS : In search of the angle corresponding to the maximum concentration, only the first angle, of the angles with same maximum concentrations, is indicated as maximum.

WIND ANGLE RANGE: 0.-360.

WIND ANGLE (DEGR)	*	CONCENTRATION (PPM) REC21	REC22	REC23	REC24	REC25	REC26	REC27	REC28	REC29	REC30	REC31	REC32	REC33	REC34	REC35	REC36	REC37	REC38	REC39	REC40
0.	*	0.0	0.0	0.0	0.0	0.0	0.1	0.1	0.1	0.1	0.1	0.1	0.1	0.1	0.1	0.1	0.0	0.1	0.2	0.2	0.2
10.	*	0.0	0.0	0.0	0.0	0.0	0.1	0.1	0.1	0.1	0.1	0.1	0.1	0.1	0.1	0.1	0.1	0.1	0.2	0.2	0.2
20.	*	0.0	0.0	0.0	0.0	0.0	0.1	0.1	0.1	0.1	0.1	0.1	0.1	0.1	0.1	0.1	0.1	0.0	0.1	0.2	0.2
30.	*	0.0	0.0	0.0	0.0	0.0	0.1	0.1	0.1	0.1	0.1	0.1	0.1	0.1	0.1	0.1	0.1	0.1	0.1	0.1	0.2
40.	*	0.0	0.0	0.0	0.0	0.0	0.1	0.1	0.1	0.1	0.1	0.1	0.1	0.1	0.2	0.2	0.2	0.2	0.1	0.2	0.2
50.	*	0.0	0.0	0.0	0.0	0.0	0.0	0.1	0.1	0.1	0.1	0.1	0.2	0.2	0.2	0.2	0.2	0.2	0.2	0.2	0.2
60.	*	0.0	0.0	0.0	0.0	0.0	0.0	0.0	0.0	0.1	0.1	0.1	0.2	0.2	0.2	0.2	0.2	0.2	0.3	0.2	0.3
70.	*	0.0	0.0	0.0	0.0	0.0	0.0	0.0	0.0	0.0	0.0	0.0	0.1	0.1	0.2	0.2	0.2	0.2	0.2	0.3	0.2
80.	*	0.0	0.0	0.0	0.0	0.0	0.0	0.0	0.0	0.0	0.0	0.0	0.0	0.0	0.0	0.0	0.0	0.0	0.0	0.0	0.1
90.	*	0.0	0.0	0.0	0.0	0.0	0.0	0.0	0.0	0.0	0.0	0.0	0.0	0.0	0.0	0.0	0.0	0.0	0.0	0.0	0.0
100.	*	0.0	0.0	0.0	0.0	0.0	0.0	0.0	0.0	0.0	0.0	0.0	0.0	0.0	0.0	0.0	0.0	0.0	0.0	0.0	0.0
110.	*	0.0	0.0	0.0	0.0	0.0	0.0	0.0	0.0	0.0	0.0	0.0	0.0	0.0	0.0	0.0	0.0	0.0	0.0	0.0	0.0
120.	*	0.0	0.0	0.0	0.0	0.0	0.0	0.0	0.0	0.0	0.0	0.0	0.0	0.0	0.0	0.0	0.0	0.0	0.0	0.0	0.0
130.	*	0.0	0.0	0.0	0.0	0.0	0.0	0.0	0.0	0.0	0.0	0.0	0.0	0.0	0.0	0.0	0.0	0.0	0.0	0.0	0.0
140.	*	0.0	0.0	0.0	0.0	0.0	0.0	0.0	0.0	0.0	0.0	0.0	0.0	0.0	0.0	0.0	0.0	0.0	0.0	0.0	0.0

150.	*	0.0	0.0	0.0	0.0	0.0	0.0	0.0	0.0	0.0	0.0	0.0	0.0	0.0	0.0	0.0	0.0	0.0	0.0	0.0	0.0
160.	*	0.0	0.0	0.0	0.0	0.0	0.0	0.0	0.0	0.0	0.0	0.0	0.0	0.0	0.0	0.0	0.0	0.0	0.0	0.0	0.0
170.	*	0.0	0.0	0.0	0.0	0.0	0.0	0.0	0.0	0.0	0.0	0.0	0.0	0.0	0.0	0.0	0.0	0.0	0.0	0.0	0.0
180.	*	0.0	0.0	0.0	0.0	0.0	0.0	0.0	0.0	0.0	0.0	0.0	0.0	0.0	0.0	0.0	0.0	0.0	0.0	0.0	0.0
190.	*	0.0	0.0	0.0	0.0	0.0	0.0	0.0	0.0	0.0	0.0	0.0	0.0	0.0	0.0	0.0	0.0	0.0	0.0	0.0	0.0
200.	*	0.0	0.0	0.0	0.0	0.0	0.0	0.0	0.0	0.0	0.0	0.0	0.0	0.0	0.0	0.0	0.0	0.0	0.0	0.0	0.0
210.	*	0.0	0.0	0.0	0.0	0.0	0.0	0.0	0.0	0.0	0.0	0.0	0.0	0.0	0.0	0.0	0.0	0.0	0.0	0.0	0.0
220.	*	0.0	0.0	0.1	0.1	0.1	0.0	0.0	0.0	0.0	0.0	0.0	0.0	0.0	0.0	0.0	0.0	0.0	0.0	0.0	0.0
230.	*	0.0	0.0	0.0	0.1	0.1	0.0	0.0	0.0	0.0	0.0	0.0	0.0	0.0	0.0	0.0	0.0	0.0	0.0	0.0	0.1
240.	*	0.0	0.0	0.0	0.0	0.0	0.0	0.0	0.0	0.0	0.0	0.0	0.0	0.0	0.0	0.0	0.0	0.0	0.0	0.0	0.1
250.	*	0.0	0.0	0.0	0.0	0.0	0.0	0.0	0.0	0.0	0.0	0.0	0.0	0.0	0.0	0.0	0.0	0.0	0.0	0.0	0.1
260.	*	0.0	0.0	0.0	0.0	0.0	0.0	0.0	0.0	0.0	0.0	0.0	0.0	0.0	0.0	0.0	0.0	0.0	0.0	0.0	0.1
270.	*	0.0	0.0	0.0	0.0	0.0	0.0	0.0	0.0	0.0	0.0	0.0	0.0	0.1	0.1	0.1	0.1	0.1	0.1	0.0	0.0
280.	*	0.0	0.0	0.0	0.0	0.0	0.2	0.1	0.0	0.0	0.1	0.1	0.1	0.2	0.2	0.2	0.2	0.2	0.1	0.1	0.1
290.	*	0.0	0.0	0.0	0.0	0.0	0.1	0.1	0.1	0.1	0.0	0.0	0.1	0.1	0.1	0.2	0.3	0.4	0.4	0.3	0.2
300.	*	0.0	0.0	0.0	0.0	0.0	0.1	0.1	0.1	0.1	0.1	0.1	0.0	0.0	0.1	0.1	0.2	0.4	0.4	0.4	0.3
310.	*	0.0	0.0	0.0	0.0	0.0	0.1	0.1	0.1	0.1	0.1	0.1	0.1	0.0	0.0	0.1	0.2	0.3	0.4	0.4	0.4
320.	*	0.0	0.0	0.0	0.0	0.0	0.1	0.1	0.1	0.1	0.1	0.1	0.1	0.1	0.0	0.1	0.1	0.3	0.3	0.3	0.3
330.	*	0.0	0.0	0.0	0.0	0.0	0.1	0.1	0.1	0.1	0.1	0.1	0.1	0.1	0.1	0.0	0.1	0.2	0.2	0.3	0.3
340.	*	0.0	0.0	0.0	0.0	0.0	0.1	0.1	0.1	0.1	0.1	0.1	0.1	0.1	0.1	0.0	0.0	0.2	0.3	0.3	0.4
350.	*	0.0	0.0	0.0	0.0	0.0	0.1	0.1	0.1	0.1	0.1	0.1	0.1	0.1	0.1	0.1	0.0	0.2	0.2	0.2	0.3
360.	*	0.0	0.0	0.0	0.0	0.0	0.1	0.1	0.1	0.1	0.1	0.1	0.1	0.1	0.1	0.1	0.0	0.1	0.2	0.2	0.2
MAX	*	0.0	0.0	0.1	0.1	0.1	0.2	0.1	0.1	0.1	0.1	0.1	0.2	0.2	0.2	0.2	0.3	0.4	0.4	0.4	0.4
DEGR.	*	0	0	220	220	220	280	0	0	0	0	0	50	50	40	40	290	290	290	300	310

JOB: SR101L&67thAveTI(2020Existing) RUN: 2020Exist 67thAve TI AM

MODEL RESULTS

REMARKS : In search of the angle corresponding to the maximum concentration, only the first angle, of the angles with same maximum concentrations, is indicated as maximum.

WIND ANGLE RANGE: 0.-360.

WIND ANGLE (DEGR)	*	CONCENTRATION (PPM) REC41	REC42	REC43	REC44	REC45	REC46	REC47	REC48	REC49
0.	*	0.4	0.6	0.3	0.3	0.1	0.1	0.0	0.0	0.0
10.	*	0.1	0.2	0.1	0.1	0.0	0.0	0.0	0.0	0.0
20.	*	0.1	0.2	0.1	0.1	0.0	0.0	0.0	0.0	0.0
30.	*	0.1	0.2	0.1	0.1	0.0	0.0	0.0	0.0	0.0

40.	*	0.1	0.3	0.1	0.1	0.0	0.0	0.0	0.0	0.0
50.	*	0.1	0.2	0.1	0.0	0.0	0.0	0.0	0.0	0.0
60.	*	0.1	0.2	0.1	0.0	0.0	0.0	0.0	0.0	0.0
70.	*	0.2	0.2	0.0	0.0	0.0	0.0	0.0	0.0	0.0
80.	*	0.3	0.1	0.0	0.0	0.0	0.0	0.0	0.0	0.0
90.	*	0.4	0.0	0.0	0.0	0.0	0.0	0.0	0.0	0.0
100.	*	0.4	0.0	0.0	0.0	0.0	0.0	0.0	0.0	0.0
110.	*	0.4	0.0	0.0	0.0	0.0	0.0	0.0	0.0	0.0
120.	*	0.4	0.0	0.0	0.0	0.0	0.0	0.0	0.0	0.0
130.	*	0.3	0.0	0.0	0.0	0.0	0.0	0.0	0.0	0.0
140.	*	0.3	0.0	0.0	0.0	0.0	0.0	0.0	0.0	0.0
150.	*	0.3	0.0	0.0	0.0	0.0	0.0	0.0	0.0	0.0
160.	*	0.3	0.0	0.0	0.0	0.0	0.0	0.0	0.0	0.0
170.	*	0.3	0.0	0.0	0.0	0.0	0.0	0.0	0.0	0.0
180.	*	0.4	0.0	0.0	0.0	0.0	0.0	0.0	0.0	0.0
190.	*	0.5	0.2	0.0	0.0	0.0	0.1	0.0	0.0	0.0
200.	*	0.4	0.2	0.1	0.1	0.1	0.1	0.1	0.0	0.0
210.	*	0.3	0.3	0.1	0.1	0.1	0.1	0.1	0.1	0.0
220.	*	0.3	0.2	0.1	0.0	0.1	0.1	0.1	0.1	0.0
230.	*	0.4	0.2	0.1	0.0	0.0	0.1	0.1	0.1	0.0
240.	*	0.4	0.2	0.1	0.0	0.0	0.0	0.0	0.0	0.0
250.	*	0.4	0.1	0.1	0.0	0.0	0.0	0.0	0.0	0.0
260.	*	0.4	0.1	0.2	0.0	0.0	0.0	0.0	0.0	0.0
270.	*	0.5	0.1	0.2	0.0	0.0	0.0	0.0	0.0	0.0
280.	*	0.5	0.1	0.2	0.0	0.0	0.0	0.0	0.0	0.0
290.	*	0.5	0.1	0.2	0.0	0.0	0.0	0.0	0.0	0.0
300.	*	0.5	0.2	0.2	0.0	0.0	0.0	0.0	0.0	0.0
310.	*	0.5	0.3	0.2	0.0	0.0	0.1	0.1	0.1	0.1
320.	*	0.6	0.4	0.3	0.1	0.1	0.1	0.1	0.1	0.1
330.	*	0.6	0.4	0.2	0.2	0.1	0.1	0.1	0.1	0.1
340.	*	0.5	0.6	0.3	0.2	0.3	0.1	0.1	0.1	0.1
350.	*	0.5	0.6	0.5	0.2	0.2	0.2	0.2	0.1	0.1
360.	*	0.4	0.6	0.3	0.3	0.1	0.1	0.0	0.0	0.0
------	*	----------	----------	----------	----------	----------	----------	----------	----------	----------
MAX	*	0.6	0.6	0.5	0.3	0.3	0.2	0.2	0.1	0.1
DEGR.	*	320	0	350	0	340	350	350	210	310

THE HIGHEST CONCENTRATION OF 0.60 PPM OCCURRED AT RECEPTOR REC42.

JOB: SR101L&67thAveTI(2020Existing) RUN: 2020Exist 67thAve TI AM

DATE : 8/27/21
TIME : 9:57:41

RECEPTOR - LINK MATRIX FOR THE ANGLE PRODUCING
THE MAXIMUM CONCENTRATION FOR EACH RECEPTOR

CO/LINK (PPM)
ANGLE (DEGREES)

LINK #	REC1 190	REC2 190	REC3 190	REC4 190	REC5 200	REC6 190	REC7 200	REC8 200	REC9 220	REC10 300	REC11 240	REC12 260	REC13 120	REC14 120	REC15 120	REC16 120	REC17 130	REC18 130	REC19 130	REC20 0
1	0.0	0.0	0.0	0.0	0.0	0.0	0.0	0.0	0.0	0.0	0.0	0.0	0.0	0.0	0.0	0.0	0.0	0.0	0.0	0.0
2	0.0	0.0	0.0	0.0	0.0	0.0	0.0	0.0	0.0	0.0	0.0	0.0	0.0	0.0	0.0	0.0	0.0	0.0	0.0	0.0
3	0.0	0.0	0.0	0.0	0.0	0.0	0.0	0.0	0.0	0.0	0.0	0.0	0.1	0.1	0.1	0.1	0.1	0.1	0.1	0.0
4	0.0	0.0	0.0	0.0	0.0	0.0	0.0	0.0	0.0	0.0	0.0	0.0	0.0	0.0	0.0	0.0	0.0	0.0	0.0	0.0
5	0.0	0.0	0.0	0.0	0.0	0.0	0.0	0.0	0.0	0.0	0.0	0.0	0.0	0.0	0.0	0.0	0.0	0.0	0.0	0.0
6	0.0	0.0	0.0	0.0	0.0	0.0	0.0	0.0	0.0	0.0	0.0	0.0	0.0	0.0	0.0	0.0	0.0	0.0	0.0	0.0
7	0.0	0.0	0.0	0.0	0.0	0.0	0.0	0.0	0.0	0.0	0.0	0.0	0.0	0.0	0.0	0.0	0.0	0.0	0.0	0.0
8	0.0	0.0	0.0	0.0	0.0	0.0	0.0	0.0	0.0	0.0	0.0	0.0	0.0	0.0	0.0	0.0	0.0	0.0	0.0	0.0
9	0.0	0.0	0.0	0.0	0.0	0.0	0.0	0.0	0.0	0.0	0.0	0.0	0.0	0.0	0.0	0.0	0.0	0.0	0.0	0.0
10	0.0	0.0	0.0	0.0	0.0	0.0	0.0	0.0	0.0	0.0	0.0	0.0	0.0	0.0	0.0	0.0	0.0	0.0	0.0	0.0
11	0.0	0.0	0.0	0.0	0.0	0.0	0.0	0.0	0.0	0.0	0.0	0.0	0.0	0.0	0.0	0.0	0.0	0.0	0.0	0.0
12	0.0	0.0	0.0	0.0	0.0	0.0	0.0	0.0	0.0	0.0	0.0	0.0	0.0	0.0	0.0	0.0	0.0	0.0	0.0	0.0
13	0.0	0.0	0.0	0.0	0.0	0.0	0.0	0.0	0.0	0.0	0.0	0.0	0.0	0.0	0.0	0.0	0.0	0.0	0.0	0.0
14	0.0	0.0	0.0	0.0	0.0	0.0	0.0	0.0	0.0	0.0	0.0	0.0	0.0	0.0	0.0	0.0	0.0	0.0	0.0	0.0
15	0.0	0.0	0.0	0.0	0.0	0.0	0.0	0.0	0.0	0.0	0.0	0.0	0.0	0.0	0.0	0.0	0.0	0.0	0.0	0.0
16	0.0	0.0	0.0	0.0	0.0	0.0	0.0	0.0	0.0	0.0	0.0	0.0	0.0	0.0	0.0	0.0	0.0	0.0	0.0	0.0
17	0.0	0.0	0.0	0.0	0.0	0.0	0.0	0.0	0.0	0.0	0.0	0.0	0.0	0.0	0.0	0.0	0.0	0.0	0.0	0.0
18	0.0	0.0	0.0	0.0	0.0	0.0	0.0	0.0	0.0	0.0	0.0	0.0	0.0	0.0	0.0	0.0	0.0	0.0	0.0	0.0
19	0.0	0.0	0.0	0.0	0.0	0.0	0.0	0.0	0.0	0.0	0.0	0.0	0.0	0.0	0.0	0.0	0.0	0.0	0.0	0.0
20	0.0	0.0	0.0	0.0	0.0	0.0	0.0	0.0	0.0	0.0	0.0	0.0	0.0	0.0	0.0	0.0	0.0	0.0	0.0	0.0
21	0.0	0.0	0.0	0.0	0.0	0.0	0.0	0.0	0.0	0.0	0.0	0.0	0.0	0.0	0.0	0.0	0.0	0.0	0.0	0.0
22	0.0	0.0	0.0	0.0	0.0	0.0	0.0	0.0	0.0	0.0	0.0	0.0	0.0	0.0	0.0	0.0	0.0	0.0	0.0	0.0
23	0.0	0.0	0.0	0.0	0.0	0.0	0.0	0.0	0.0	0.0	0.0	0.0	0.0	0.0	0.0	0.0	0.0	0.0	0.0	0.0
24	0.2	0.2	0.2	0.2	0.2	0.1	0.2	0.1	0.2	0.2	0.1	0.1	0.0	0.0	0.0	0.0	0.0	0.0	0.0	0.0
25	0.0	0.0	0.0	0.0	0.0	0.1	0.1	0.1	0.1	0.0	0.0	0.0	0.0	0.0	0.0	0.0	0.0	0.0	0.0	0.0
26	0.0	0.0	0.0	0.0	0.0	0.0	0.0	0.0	0.0	0.0	0.0	0.0	0.0	0.0	0.0	0.0	0.0	0.0	0.0	0.0
27	0.0	0.0	0.0	0.0	0.0	0.0	0.0	0.0	0.0	0.0	0.0	0.0	0.0	0.0	0.0	0.0	0.0	0.0	0.0	0.0
28	0.0	0.0	0.0	0.0	0.0	0.0	0.0	0.0	0.0	0.0	0.0	0.0	0.0	0.0	0.0	0.0	0.0	0.0	0.0	0.0
29	0.0	0.0	0.0	0.0	0.0	0.0	0.0	0.0	0.0	0.0	0.0	0.0	0.0	0.0	0.0	0.0	0.0	0.0	0.0	0.0
30	0.1	0.1	0.1	0.1	0.2	0.1	0.1	0.1	0.1	0.1	0.1	0.0	0.0	0.0	0.0	0.0	0.0	0.0	0.0	0.0
31	0.0	0.0	0.0	0.0	0.0	0.0	0.0	0.0	0.0	0.0	0.0	0.0	0.0	0.0	0.0	0.0	0.0	0.0	0.0	0.0
32	0.0	0.0	0.0	0.0	0.0	0.0	0.0	0.0	0.0	0.0	0.0	0.0	0.0	0.0	0.0	0.0	0.0	0.0	0.0	0.0
33	0.0	0.0	0.0	0.0	0.0	0.0	0.0	0.0	0.0	0.0	0.0	0.0	0.0	0.0	0.0	0.0	0.0	0.0	0.0	0.0
34	0.0	0.0	0.1	0.1	0.1	0.1	0.1	0.1	0.1	0.1	0.1	0.1	0.0	0.0	0.0	0.0	0.0	0.0	0.0	0.0
35	0.0	0.0	0.0	0.0	0.0	0.0	0.0	0.0	0.0	0.0	0.0	0.0	0.0	0.0	0.0	0.0	0.0	0.0	0.0	0.0
36	0.1	0.1	0.1	0.1	0.1	0.1	0.1	0.1	0.1	0.1	0.0	0.0	0.0	0.0	0.0	0.0	0.0	0.0	0.0	0.0
37	0.0	0.0	0.0	0.0	0.0	0.0	0.0	0.0	0.0	0.0	0.0	0.0	0.0	0.0	0.0	0.0	0.0	0.0	0.0	0.0
38	0.0	0.0	0.0	0.0	0.0	0.0	0.0	0.0	0.0	0.0	0.0	0.0	0.0	0.0	0.0	0.0	0.0	0.0	0.0	0.0
39	0.0	0.0	0.0	0.0	0.0	0.0	0.0	0.0	0.0	0.0	0.0	0.0	0.0	0.0	0.0	0.0	0.0	0.0	0.0	0.0

DATE : 8/27/21
TIME : 9:57:41

RECEPTOR - LINK MATRIX FOR THE ANGLE PRODUCING
THE MAXIMUM CONCENTRATION FOR EACH RECEPTOR

CO/LINK (PPM)
ANGLE (DEGREES)

LINK #	REC21 0 0	REC22 220	REC23 220	REC24 220	REC25 280	REC26 0	REC27 0	REC28 0	REC29 0	REC30 0	REC31 50	REC32 50	REC33 40	REC34 40	REC35 290	REC36 290	REC37 290	REC38 300	REC39 310	REC40
1	0.0	0.0	0.0	0.0	0.0	0.0	0.0	0.0	0.0	0.0	0.0	0.0	0.0	0.0	0.0	0.0	0.0	0.0	0.0	0.0
2	0.0	0.0	0.0	0.0	0.0	0.0	0.0	0.0	0.0	0.0	0.0	0.0	0.0	0.0	0.0	0.1	0.1	0.1	0.1	0.1
3	0.0	0.0	0.1	0.1	0.1	0.1	0.1	0.1	0.1	0.1	0.1	0.1	0.1	0.1	0.1	0.0	0.0	0.0	0.0	0.0
4	0.0	0.0	0.0	0.0	0.0	0.0	0.0	0.0	0.0	0.0	0.0	0.0	0.0	0.0	0.0	0.0	0.0	0.0	0.0	0.0
5	0.0	0.0	0.0	0.0	0.0	0.0	0.0	0.0	0.0	0.0	0.0	0.0	0.0	0.0	0.0	0.0	0.0	0.0	0.0	0.0
6	0.0	0.0	0.0	0.0	0.0	0.0	0.0	0.0	0.0	0.0	0.0	0.0	0.0	0.0	0.0	0.0	0.0	0.0	0.0	0.0
7	0.0	0.0	0.0	0.0	0.0	0.0	0.0	0.0	0.0	0.0	0.0	0.0	0.0	0.0	0.0	0.0	0.0	0.0	0.0	0.0
8	0.0	0.0	0.0	0.0	0.0	0.0	0.0	0.0	0.0	0.0	0.0	0.0	0.0	0.0	0.0	0.0	0.0	0.0	0.0	0.0
9	0.0	0.0	0.0	0.0	0.0	0.0	0.0	0.0	0.0	0.0	0.0	0.0	0.0	0.0	0.0	0.0	0.0	0.0	0.0	0.0
10	0.0	0.0	0.0	0.0	0.0	0.0	0.0	0.0	0.0	0.0	0.0	0.0	0.0	0.0	0.0	0.0	0.0	0.0	0.0	0.0
11	0.0	0.0	0.0	0.0	0.0	0.0	0.0	0.0	0.0	0.0	0.0	0.0	0.0	0.0	0.0	0.0	0.0	0.0	0.0	0.0
12	0.0	0.0	0.0	0.0	0.0	0.0	0.0	0.0	0.0	0.0	0.0	0.0	0.0	0.0	0.0	0.2	0.2	0.2	0.2	0.1
13	0.0	0.0	0.0	0.0	0.0	0.0	0.0	0.0	0.0	0.0	0.0	0.1	0.1	0.1	0.1	0.0	0.0	0.0	0.0	0.0
14	0.0	0.0	0.0	0.0	0.0	0.1	0.0	0.0	0.0	0.0	0.0	0.0	0.0	0.0	0.0	0.0	0.0	0.0	0.0	0.0
15	0.0	0.0	0.0	0.0	0.0	0.0	0.0	0.0	0.0	0.0	0.0	0.0	0.0	0.0	0.0	0.0	0.0	0.0	0.0	0.0
16	0.0	0.0	0.0	0.0	0.0	0.0	0.0	0.0	0.0	0.0	0.0	0.0	0.0	0.0	0.0	0.0	0.0	0.0	0.0	0.0
17	0.0	0.0	0.0	0.0	0.0	0.0	0.0	0.0	0.0	0.0	0.0	0.0	0.0	0.0	0.0	0.0	0.0	0.0	0.0	0.0
18	0.0	0.0	0.0	0.0	0.0	0.0	0.0	0.0	0.0	0.0	0.0	0.0	0.0	0.0	0.0	0.0	0.0	0.0	0.0	0.0
19	0.0	0.0	0.0	0.0	0.0	0.0	0.0	0.0	0.0	0.0	0.0	0.0	0.0	0.0	0.0	0.0	0.0	0.0	0.0	0.0
20	0.0	0.0	0.0	0.0	0.0	0.0	0.0	0.0	0.0	0.0	0.0	0.0	0.0	0.0	0.0	0.0	0.0	0.0	0.0	0.0
21	0.0	0.0	0.0	0.0	0.0	0.0	0.0	0.0	0.0	0.0	0.0	0.0	0.0	0.0	0.0	0.0	0.0	0.0	0.0	0.0
22	0.0	0.0	0.0	0.0	0.0	0.0	0.0	0.0	0.0	0.0	0.0	0.0	0.0	0.0	0.0	0.0	0.0	0.0	0.0	0.0
23	0.0	0.0	0.0	0.0	0.0	0.0	0.0	0.0	0.0	0.0	0.0	0.0	0.0	0.0	0.0	0.0	0.0	0.0	0.0	0.0
24	0.0	0.0	0.0	0.0	0.0	0.0	0.0	0.0	0.0	0.0	0.0	0.0	0.0	0.0	0.0	0.0	0.0	0.0	0.0	0.0
25	0.0	0.0	0.0	0.0	0.0	0.0	0.0	0.0	0.0	0.0	0.0	0.0	0.0	0.0	0.0	0.0	0.1	0.1	0.1	0.1
26	0.0	0.0	0.0	0.0	0.0	0.0	0.0	0.0	0.0	0.0	0.0	0.0	0.0	0.0	0.0	0.0	0.0	0.0	0.0	0.0
27	0.0	0.0	0.0	0.0	0.0	0.0	0.0	0.0	0.0	0.0	0.0	0.0	0.0	0.0	0.0	0.0	0.0	0.0	0.0	0.1
28	0.0	0.0	0.0	0.0	0.0	0.0	0.0	0.0	0.0	0.0	0.0	0.0	0.0	0.0	0.0	0.0	0.0	0.0	0.0	0.0
29	0.0	0.0	0.0	0.0	0.0	0.0	0.0	0.0	0.0	0.0	0.0	0.0	0.0	0.0	0.0	0.0	0.0	0.0	0.0	0.0
30	0.0	0.0	0.0	0.0	0.0	0.0	0.0	0.0	0.0	0.0	0.0	0.0	0.0	0.0	0.0	0.0	0.0	0.0	0.0	0.0
31	0.0	0.0	0.0	0.0	0.0	0.0	0.0	0.0	0.0	0.0	0.0	0.0	0.0	0.0	0.0	0.0	0.0	0.0	0.0	0.0
32	0.0	0.0	0.0	0.0	0.0	0.0	0.0	0.0	0.0	0.0	0.0	0.0	0.0	0.0	0.0	0.0	0.0	0.0	0.0	0.0
33	0.0	0.0	0.0	0.0	0.0	0.0	0.0	0.0	0.0	0.0	0.0	0.0	0.0	0.0	0.0	0.0	0.0	0.0	0.0	0.0
34	0.0	0.0	0.0	0.0	0.0	0.0	0.0	0.0	0.0	0.0	0.0	0.0	0.0	0.0	0.0	0.0	0.0	0.0	0.0	0.0

35	*	0.0	0.0	0.0	0.0	0.0	0.0	0.0	0.0	0.0	0.0	0.0	0.0	0.0	0.0	0.0	0.0	0.0	0.0	0.0	0.0
36	*	0.0	0.0	0.0	0.0	0.0	0.0	0.0	0.0	0.0	0.0	0.0	0.0	0.0	0.0	0.0	0.0	0.0	0.0	0.0	0.0
37	*	0.0	0.0	0.0	0.0	0.0	0.0	0.0	0.0	0.0	0.0	0.0	0.0	0.0	0.0	0.0	0.0	0.0	0.0	0.0	0.0
38	*	0.0	0.0	0.0	0.0	0.0	0.0	0.0	0.0	0.0	0.0	0.0	0.0	0.0	0.0	0.0	0.0	0.0	0.0	0.0	0.0
39	*	0.0	0.0	0.0	0.0	0.0	0.0	0.0	0.0	0.0	0.0	0.0	0.0	0.0	0.0	0.0	0.0	0.0	0.0	0.0	0.0

JOB: SR101L&67thAveTI(2020Existing) RUN: 2020Exist 67thAve TI AM

DATE : 8/27/21
TIME : 9:57:41

RECEPTOR - LINK MATRIX FOR THE ANGLE PRODUCING
THE MAXIMUM CONCENTRATION FOR EACH RECEPTOR

	*	CO/LINK (PPM)								
	*	ANGLE (DEGREES)								
	*	REC41	REC42	REC43	REC44	REC45	REC46	REC47	REC48	REC49
LINK #	*	320	0	350	0	340	350	350	210	310
1	*	0.0	0.0	0.0	0.0	0.0	0.0	0.0	0.0	0.0
2	*	0.1	0.1	0.0	0.0	0.0	0.0	0.0	0.0	0.0
3	*	0.0	0.0	0.0	0.0	0.0	0.0	0.0	0.0	0.0
4	*	0.0	0.0	0.0	0.0	0.0	0.0	0.0	0.0	0.0
5	*	0.0	0.0	0.0	0.0	0.0	0.0	0.0	0.0	0.0
6	*	0.0	0.0	0.0	0.0	0.0	0.0	0.0	0.0	0.0
7	*	0.0	0.0	0.0	0.0	0.0	0.0	0.0	0.0	0.0
8	*	0.0	0.0	0.0	0.0	0.0	0.0	0.0	0.0	0.0
9	*	0.0	0.0	0.0	0.0	0.0	0.0	0.0	0.0	0.0
10	*	0.0	0.0	0.0	0.0	0.0	0.0	0.0	0.0	0.0
11	*	0.0	0.0	0.0	0.0	0.0	0.0	0.0	0.0	0.0
12	*	0.0	0.1	0.1	0.1	0.0	0.0	0.0	0.0	0.0
13	*	0.0	0.0	0.0	0.0	0.0	0.0	0.0	0.0	0.0
14	*	0.0	0.0	0.0	0.0	0.0	0.0	0.0	0.0	0.0
15	*	0.0	0.0	0.0	0.0	0.0	0.0	0.0	0.0	0.0
16	*	0.0	0.0	0.0	0.0	0.0	0.0	0.0	0.0	0.0
17	*	0.0	0.0	0.0	0.0	0.0	0.0	0.0	0.0	0.0
18	*	0.0	0.0	0.0	0.0	0.0	0.0	0.0	0.0	0.0
19	*	0.0	0.0	0.0	0.0	0.0	0.0	0.0	0.0	0.0
20	*	0.0	0.0	0.0	0.0	0.0	0.0	0.0	0.0	0.0
21	*	0.0	0.0	0.0	0.0	0.0	0.0	0.0	0.0	0.0
22	*	0.0	0.0	0.0	0.0	0.0	0.0	0.0	0.0	0.0
23	*	0.0	0.0	0.0	0.0	0.0	0.0	0.0	0.0	0.0
24	*	0.0	0.1	0.1	0.0	0.0	0.0	0.0	0.0	0.0
25	*	0.2	0.1	0.1	0.1	0.1	0.1	0.1	0.0	0.0
26	*	0.0	0.0	0.0	0.0	0.0	0.0	0.0	0.0	0.0
27	*	0.1	0.1	0.0	0.0	0.0	0.0	0.0	0.0	0.0

```
28  *   0.0   0.0   0.0   0.0   0.1   0.1   0.1   0.1   0.1
29  *   0.1   0.0   0.0   0.0   0.0   0.0   0.0   0.0   0.0
30  *   0.0   0.0   0.0   0.0   0.0   0.0   0.0   0.0   0.0
31  *   0.0   0.0   0.0   0.0   0.0   0.0   0.0   0.0   0.0
32  *   0.0   0.0   0.0   0.0   0.0   0.0   0.0   0.0   0.0
33  *   0.0   0.0   0.0   0.0   0.0   0.0   0.0   0.0   0.0
34  *   0.0   0.0   0.0   0.0   0.0   0.0   0.0   0.0   0.0
35  *   0.0   0.0   0.0   0.0   0.0   0.0   0.0   0.0   0.0
36  *   0.1   0.1   0.1   0.0   0.0   0.0   0.0   0.0   0.0
37  *   0.0   0.0   0.0   0.0   0.0   0.0   0.0   0.0   0.0
38  *   0.0   0.0   0.0   0.0   0.0   0.0   0.0   0.0   0.0
39  *   0.0   0.0   0.1   0.1   0.1   0.0   0.0   0.0   0.0
```

CAL3QHC: LINE SOURCE DISPERSION MODEL - VERSION 2.0 Dated 95221 PAGE 1

JOB: SR101L&67thAveTI(2020Existing) RUN: 2020Exist 67thAve TI AM

DATE : 8/27/21
TIME : 9:57:50

The MODE flag has been set to C for calculating CO averages.

SITE & METEOROLOGICAL VARIABLES

VS = 0.0 CM/S VD = 0.0 CM/S Z0 = 108. CM
U = 1.0 M/S CLAS = 4 (D) ATIM = 60. MINUTES MIXH = 1000. M AMB = 0.0 PPM

LINK VARIABLES

LINK DESCRIPTION	LINK COORDINATES (FT) X1	Y1	X2	Y2	LENGTH (FT)	BRG (DEG)	TYPE	VPH	EF (G/MI)	H (FT)	W (FT)	V/C	QUEUE (VEH)
1. 1_SR101_EB_ML_S1	611363.2	970723.0	612413.8	970773.2	1052.	87.	DP	5275.	1.8	-15.0	68.0		
2. 2_SR101_EB_ML_S2	612413.8	970773.2	613432.4	970822.5	1020.	87.	DP	5275.	1.8	-20.0	68.0		
3. 3_SR101_EB_ML_S3	613432.4	970822.5	614514.4	970872.8	1083.	87.	DP	5275.	1.8	-15.0	68.0		
4. 4_SR101_WB_ML_S1	612408.8	970842.7	611362.7	970792.4	1047.	267.	DP	4040.	1.7	-15.0	68.0		
5. 5_SR101_WB_ML_S2	613426.6	970891.7	612408.8	970842.7	1019.	267.	DP	4040.	1.7	-20.0	68.0		
6. 6_SR101_WB_ML_S3	614511.4	970942.6	613426.6	970891.7	1086.	267.	DP	4040.	1.7	-15.0	68.0		
7. 7_EB_frontage_road_S	611369.8	970576.8	612441.6	970592.7	1072.	89.	AG	346.	2.3	0.0	44.0		
8. 8_EB_frontage_road_S	612441.0	970607.9	612967.6	970618.0	527.	89.	AG	673.	2.3	0.0	68.0		
9. 9_EB_67th Ave offram	612885.9	970602.7	612938.7	970557.3	70.	131.	AG	74.	1.8	0.0	32.0		
10. 10_EB_67th_Ave_offra	611366.5	970682.2	612440.9	970619.7	1076.	93.	DP	288.	2.4	-10.0	32.0		
11. 11_67th_Ave_NB_onram	613018.9	970553.2	613072.6	970621.1	87.	38.	AG	390.	2.0	0.0	32.0		
12. 12_EB_67th_Ave_onram	612972.0	970632.3	613386.7	970659.1	416.	86.	AG	2221.	3.1	0.0	56.0		
13. 13_EB_67th_Ave_onram	613385.5	970671.2	614515.5	970831.3	1141.	82.	DP	1520.	2.2	-10.0	44.0		
14. 14_EB_frontage_road_	613387.3	970645.6	614518.9	970720.9	1134.	86.	AG	488.	2.5	0.0	44.0		
15. 15_WB_67th_Ave_offra	614507.5	970995.8	613531.5	971056.2	978.	274.	DP	794.	2.9	-10.0	32.0		
16. 16_WB_frontage_road_	614518.6	971111.4	613534.4	971079.4	985.	268.	AG	218.	2.3	0.0	32.0		
17. 17_WB_67th_Ave_offra	613531.5	971056.2	612981.4	971043.2	550.	269.	AG	794.	2.5	0.0	44.0		
18. 18_WB_frontage_road_	613534.3	971078.9	612985.6	971064.3	549.	268.	AG	218.	2.5	0.0	44.0		
19. 19_WB_67th_Ave_offra	613075.6	971073.4	613014.1	971113.8	74.	303.	AG	421.	2.0	0.0	32.0		
20. 20_WB_67th_Ave_onram	612932.7	971133.8	612877.7	971050.2	100.	213.	AG	300.	1.9	0.0	32.0		
21. 21_WB_67th_Ave_onram	612979.5	971043.7	612571.4	971010.8	409.	265.	AG	482.	1.8	0.0	56.0		
22. 22_WB_frontage_road_	612570.9	971023.6	611359.9	970946.4	1213.	266.	AG	101.	2.0	0.0	44.0		
23. 23_WB_67th_Ave_onram	612572.6	970997.4	611363.7	970838.7	1219.	263.	DP	334.	1.7	-10.0	44.0		
24. 24_SB_67th_Ave_S1	612958.2	971834.8	612960.2	971063.4	771.	180.	AG	2319.	4.0	0.0	56.0		
25. 25_SB_67th_Ave_S2	612960.2	971063.4	612948.7	970613.7	450.	181.	BR	2409.	4.0	0.0	68.0		
26. 26_SB_67th_Ave_S3	612948.7	970613.7	612952.8	969931.1	683.	180.	AG	909.	2.3	0.0	44.0		
27. 27_SB_67th_Ave_left	612971.1	970692.7	613065.6	970636.9	110.	121.	AG	1575.	2.3	0.0	44.0		
28. 28_NB_67th_Ave_S1	613001.7	969939.4	613001.0	970612.9	673.	360.	AG	755.	2.2	0.0	44.0		

```
 29. 29_NB_67th_Ave_S2   * 613001.0  970612.9  613003.3  971063.0 *     450.     0. BR    707.   2.2   0.0 56.0
 30. 30_NB_67th_Ave_S3   * 613003.3  971063.0  613002.5  971831.7 *     769.   360. AG   1259.   2.9   0.0 44.0
 31. 31_NB_67th_Ave_left * 612986.5  970989.7  612914.2  971034.2 *      85.   302. AG     47.   1.8   0.0 32.0
 32. 32_EB_67th_offramp_Q* 612912.2  970616.4  612863.6  970614.2 *      49.   268. AG     27. 100.0   0.0 48.0 0.23   2.5
 33. 33_WB_67th_offramp_Q* 613039.7  971055.1  613144.1  971058.0 *     104.    88. AG     32. 100.0   0.0 48.0 0.29   5.3
 34. 34_SB_67th_Ave_Queue* 612953.9  971091.0  612955.1  971397.3 *     306.     0. AG     71. 100.0   0.0 60.0 0.87  15.6
 35. 35T_SB_67th_Ave_brid* 612947.5  970679.9  612950.4  970823.5 *     144.     1. BR     16. 100.0   0.0 24.0 0.39   7.3
 36. 35L_SB_67th_Ave_brid* 612969.6  970695.5  612963.9  977099.5 *    6404.   360. BR     33. 100.0   0.0 24.0 3.71 325.3
 37. 36T_NB_67th_Ave_brid* 613005.2  970980.6  613004.5  970839.8 *     141.   180. BR     18. 100.0   0.0 24.0 0.34   7.2
 38. 36L_NB_67th_Ave_brid* 612988.4  970962.5  612988.4  970921.6 *      41.   180. BR     19. 100.0   0.0 12.0 0.48   2.1
 39. 37_NB_67th_Ave_Queue* 613003.5  970578.4  613003.3  970453.0 *     125.   180. AG     62. 100.0   0.0 48.0 0.44   6.4
                                                                                                          PAGE  2
 JOB: SR101L&67thAveTI(2020Existing)                        RUN: 2020Exist 67thAve TI AM

 DATE :  8/27/21
 TIME :  9:57:50

  ADDITIONAL QUEUE LINK PARAMETERS
  --------------------------------
    LINK DESCRIPTION     *    CYCLE    RED     CLEARANCE  APPROACH  SATURATION   IDLE   SIGNAL   ARRIVAL
                         *    LENGTH   TIME    LOST TIME    VOL     FLOW RATE   EM FAC   TYPE     RATE
                         *     (SEC)   (SEC)    (SEC)      (VPH)      (VPH)    (gm/hr)
 ------------------------*-------------------------------- --------- ------------------- -----------------
 32. 32_EB_67th_offramp_Q*     173       53       5.0       673       1136       8.21      2        3
 33. 33_WB_67th_offramp_Q*     188       68       5.0      1125       1593       8.21      2        3
 34. 34_SB_67th_Ave_Queue*     188      121       5.0      2319       1676       8.21      2        3
 35. 35T_SB_67th_Ave_brid*     173       63       5.0       835       1780       8.21      2        3
 36. 35L_SB_67th_Ave_brid*     173      131       5.0      1575       1052       8.21      2        3
 37. 36T_NB_67th_Ave_brid*     188       78       5.0       661       1780       8.21      2        3
 38. 36L_NB_67th_Ave_brid*     188      159       5.0        47        841       8.21      2        3
 39. 37_NB_67th_Ave_Queue*     173      122       5.0       755       1670       8.21      2        3

  RECEPTOR LOCATIONS
  ------------------
                         *          COORDINATES (FT)          *
    RECEPTOR             *      X          Y          Z       *
-------------------------*-------------------------------------*
 1. R50                  *    612918.8   969988.0        5.9   *
 2. R51                  *    612920.1   970070.0        5.9   *
 3. R52                  *    612921.4   970152.0        5.9   *
 4. R53                  *    612925.2   970233.9        5.9   *
 5. R54                  *    612925.2   970317.3        5.9   *
 6. R55                  *    612925.2   970399.3        5.9   *
 7. R56                  *    612925.2   970481.4        5.9   *
 8. R57                  *    612925.2   970563.3        5.9   *
 9. R58                  *    612917.9   970660.5        5.9   *
10. R59                  *    612843.2   970564.3        5.9   *
```

11. R60	*	612761.2	970563.6	5.9 *
12. R61	*	612679.2	970563.0	5.9 *
13. R62	*	612597.2	970562.3	5.9 *
14. R63	*	612515.2	970561.5	5.9 *
15. R64	*	612433.2	970560.9	5.9 *
16. R65	*	612351.2	970560.2	5.9 *
17. R66	*	612269.3	970559.5	5.9 *
18. R67	*	612187.2	970558.9	5.9 *
19. R68	*	612105.3	970558.2	5.9 *
20. R69	*	612023.3	970557.5	5.9 *
21. R70	*	611941.4	970551.8	5.9 *
22. R71	*	611859.5	970551.0	5.9 *
23. R72	*	611777.5	970550.3	5.9 *
24. R73	*	611695.4	970549.5	5.9 *
25. R74	*	612922.6	971822.9	5.9 *
26. R75	*	612921.4	971741.0	5.9 *
27. R76	*	612920.1	971659.0	5.9 *
28. R77	*	612917.4	971577.1	5.9 *
29. R78	*	612918.5	971495.0	5.9 *
30. R79	*	612917.3	971413.0	5.9 *
31. R80	*	612913.6	971331.2	5.9 *
32. R81	*	612901.4	971250.6	5.9 *
33. R82	*	612900.1	971168.6	5.9 *
34. R83	*	612898.8	971086.7	5.9 *
35. R84	*	612837.2	971301.6	5.9 *
36. R85	*	612760.6	971272.2	5.9 *
37. R86	*	612762.4	971190.2	5.9 *

JOB: SR101L&67thAveTI(2020Existing) RUN: 2020Exist 67thAve TI AM

DATE : 8/27/21
TIME : 9:57:50

RECEPTOR LOCATIONS

RECEPTOR	*	COORDINATES (FT) X	Y	Z *
38. R87	*	612680.5	971173.9	5.9 *
39. R88	*	612599.0	971165.2	5.9 *
40. R89	*	612517.4	971156.6	5.9 *
41. R90	*	612435.9	971148.0	5.9 *
42. R91	*	612354.2	971140.9	5.9 *
43. R92	*	612272.8	971130.8	5.9 *
44. R93	*	612191.2	971122.1	5.9 *
45. R94	*	612109.7	971113.4	5.9 *

46. R95	*	612028.2	971104.8	5.9	*
47. R96	*	611946.6	971096.2	5.9	*
48. R97	*	611865.2	971087.5	5.9	*
49. R98	*	611783.6	971078.9	5.9	*
50. R99	*	611700.6	971071.6	5.9	*

JOB: SR101L&67thAveTI(2020Existing) RUN: 2020Exist 67thAve TI AM

MODEL RESULTS

REMARKS : In search of the angle corresponding to the maximum concentration, only the first angle, of the angles with same maximum concentrations, is indicated as maximum.

WIND ANGLE RANGE: 0.-360.

WIND ANGLE (DEGR)	* CONCENTRATION (PPM) REC1	REC2	REC3	REC4	REC5	REC6	REC7	REC8	REC9	REC10	REC11	REC12	REC13	REC14	REC15	REC16	REC17	REC18	REC19	REC20
0.	0.1	0.1	0.2	0.2	0.2	0.3	0.5	0.6	0.7	0.1	0.1	0.1	0.1	0.1	0.0	0.1	0.1	0.1	0.1	0.1
10.	0.1	0.1	0.1	0.2	0.2	0.2	0.4	0.6	0.8	0.4	0.2	0.1	0.1	0.1	0.0	0.0	0.1	0.1	0.1	0.1
20.	0.1	0.1	0.1	0.1	0.2	0.3	0.2	0.5	0.7	0.3	0.3	0.2	0.1	0.1	0.1	0.0	0.1	0.1	0.1	0.1
30.	0.1	0.1	0.1	0.1	0.1	0.3	0.2	0.5	0.6	0.3	0.2	0.2	0.1	0.1	0.1	0.1	0.0	0.1	0.1	0.1
40.	0.1	0.1	0.1	0.1	0.1	0.3	0.3	0.4	0.6	0.3	0.2	0.2	0.1	0.1	0.1	0.1	0.0	0.1	0.1	0.1
50.	0.1	0.1	0.1	0.1	0.1	0.3	0.3	0.3	0.4	0.2	0.2	0.2	0.2	0.1	0.1	0.1	0.1	0.0	0.1	0.1
60.	0.1	0.1	0.1	0.1	0.1	0.1	0.3	0.3	0.4	0.3	0.2	0.2	0.3	0.3	0.2	0.1	0.1	0.1	0.0	0.0
70.	0.1	0.1	0.1	0.1	0.1	0.1	0.3	0.4	0.5	0.2	0.2	0.2	0.2	0.2	0.2	0.1	0.1	0.1	0.1	0.1
80.	0.1	0.1	0.1	0.1	0.1	0.1	0.2	0.3	0.6	0.1	0.1	0.1	0.0	0.0	0.1	0.0	0.0	0.0	0.0	0.0
90.	0.1	0.1	0.1	0.1	0.1	0.1	0.2	0.2	0.6	0.1	0.1	0.0	0.0	0.0	0.0	0.0	0.0	0.0	0.0	0.0
100.	0.1	0.1	0.1	0.1	0.1	0.1	0.2	0.2	0.6	0.1	0.0	0.0	0.0	0.0	0.0	0.0	0.0	0.0	0.0	0.0
110.	0.1	0.1	0.1	0.1	0.1	0.1	0.2	0.2	0.5	0.1	0.0	0.0	0.0	0.0	0.0	0.0	0.0	0.0	0.0	0.0
120.	0.1	0.1	0.1	0.1	0.1	0.1	0.1	0.2	0.4	0.0	0.0	0.0	0.0	0.0	0.0	0.0	0.0	0.0	0.0	0.0
130.	0.1	0.1	0.1	0.1	0.1	0.1	0.1	0.2	0.4	0.0	0.0	0.0	0.0	0.0	0.0	0.0	0.0	0.0	0.0	0.0
140.	0.1	0.1	0.1	0.1	0.1	0.1	0.1	0.2	0.3	0.0	0.0	0.0	0.0	0.0	0.0	0.0	0.0	0.0	0.0	0.0
150.	0.0	0.1	0.1	0.1	0.1	0.1	0.1	0.1	0.3	0.0	0.0	0.0	0.0	0.0	0.0	0.0	0.0	0.0	0.0	0.0
160.	0.0	0.1	0.1	0.1	0.1	0.1	0.1	0.1	0.4	0.0	0.0	0.0	0.0	0.0	0.0	0.0	0.0	0.0	0.0	0.0
170.	0.0	0.1	0.1	0.1	0.1	0.1	0.1	0.1	0.3	0.0	0.0	0.0	0.0	0.0	0.0	0.0	0.0	0.0	0.0	0.0
180.	0.0	0.0	0.0	0.1	0.1	0.1	0.1	0.1	0.3	0.0	0.0	0.0	0.0	0.0	0.0	0.0	0.0	0.0	0.0	0.0
190.	0.0	0.0	0.0	0.0	0.0	0.0	0.0	0.0	0.1	0.0	0.0	0.0	0.0	0.0	0.0	0.0	0.0	0.0	0.0	0.0
200.	0.0	0.0	0.0	0.0	0.0	0.0	0.0	0.0	0.0	0.0	0.0	0.0	0.0	0.0	0.0	0.0	0.0	0.0	0.0	0.0
210.	0.0	0.0	0.0	0.0	0.0	0.0	0.0	0.0	0.1	0.0	0.0	0.0	0.0	0.0	0.0	0.0	0.0	0.0	0.0	0.0
220.	0.0	0.0	0.0	0.0	0.0	0.0	0.0	0.0	0.1	0.0	0.0	0.0	0.0	0.0	0.0	0.0	0.0	0.0	0.0	0.0
230.	0.0	0.0	0.0	0.0	0.0	0.0	0.0	0.0	0.1	0.0	0.0	0.0	0.0	0.0	0.0	0.0	0.0	0.0	0.0	0.0
240.	0.0	0.0	0.0	0.0	0.0	0.0	0.0	0.0	0.1	0.0	0.0	0.0	0.0	0.0	0.0	0.0	0.0	0.0	0.0	0.0

250.	*	0.0	0.0	0.0	0.0	0.0	0.0	0.0	0.0	0.1	0.0	0.0	0.0	0.0	0.0	0.0	0.0	0.0	0.0	0.0	0.0
260.	*	0.0	0.0	0.0	0.0	0.0	0.0	0.0	0.0	0.1	0.0	0.0	0.0	0.0	0.0	0.0	0.0	0.0	0.0	0.0	0.0
270.	*	0.0	0.0	0.0	0.0	0.0	0.0	0.0	0.0	0.0	0.0	0.0	0.0	0.0	0.0	0.0	0.0	0.0	0.0	0.0	0.0
280.	*	0.0	0.0	0.0	0.0	0.0	0.0	0.0	0.1	0.1	0.1	0.1	0.1	0.1	0.1	0.1	0.1	0.0	0.0	0.0	0.0
290.	*	0.0	0.0	0.0	0.0	0.0	0.0	0.0	0.1	0.1	0.2	0.2	0.1	0.1	0.1	0.1	0.1	0.1	0.1	0.1	0.1
300.	*	0.0	0.0	0.0	0.0	0.0	0.0	0.0	0.0	0.1	0.0	0.0	0.1	0.1	0.1	0.1	0.1	0.1	0.1	0.1	0.1
310.	*	0.0	0.0	0.0	0.0	0.0	0.0	0.0	0.1	0.1	0.1	0.0	0.0	0.1	0.1	0.1	0.1	0.1	0.1	0.1	0.1
320.	*	0.0	0.0	0.0	0.0	0.0	0.0	0.0	0.1	0.1	0.1	0.1	0.1	0.0	0.1	0.1	0.1	0.1	0.1	0.1	0.1
330.	*	0.0	0.0	0.0	0.0	0.0	0.0	0.0	0.1	0.1	0.1	0.1	0.1	0.0	0.0	0.1	0.1	0.1	0.1	0.1	0.1
340.	*	0.0	0.0	0.0	0.0	0.0	0.0	0.0	0.2	0.2	0.1	0.1	0.1	0.1	0.0	0.1	0.1	0.1	0.1	0.1	0.1
350.	*	0.0	0.0	0.0	0.0	0.0	0.1	0.1	0.3	0.3	0.1	0.1	0.1	0.1	0.0	0.0	0.1	0.1	0.1	0.1	0.1
360.	*	0.1	0.1	0.2	0.2	0.2	0.3	0.5	0.6	0.7	0.1	0.1	0.1	0.1	0.1	0.0	0.1	0.1	0.1	0.1	0.1
MAX	*	0.1	0.1	0.2	0.2	0.2	0.3	0.5	0.6	0.8	0.4	0.3	0.2	0.3	0.3	0.2	0.1	0.1	0.1	0.1	0.1
DEGR.	*	0	0	0	0	0	0	0	0	10	10	20	20	60	60	60	0	0	0	0	0

JOB: SR101L&67thAveTI(2020Existing) RUN: 2020Exist 67thAve TI AM

MODEL RESULTS

REMARKS : In search of the angle corresponding to the maximum concentration, only the first angle, of the angles with same maximum concentrations, is indicated as maximum.

WIND ANGLE RANGE: 0.-360.

WIND ANGLE (DEGR)	*	CONCENTRATION (PPM) REC21	REC22	REC23	REC24	REC25	REC26	REC27	REC28	REC29	REC30	REC31	REC32	REC33	REC34	REC35	REC36	REC37	REC38	REC39	REC40
0.	*	0.1	0.1	0.1	0.1	0.1	0.2	0.2	0.2	0.3	0.3	0.3	0.2	0.3	0.3	0.0	0.0	0.0	0.0	0.0	0.0
10.	*	0.1	0.1	0.1	0.1	0.1	0.3	0.3	0.4	0.4	0.4	0.5	0.4	0.4	0.4	0.1	0.0	0.0	0.0	0.0	0.0
20.	*	0.1	0.1	0.1	0.1	0.1	0.3	0.4	0.4	0.5	0.5	0.6	0.6	0.7	0.7	0.1	0.1	0.1	0.0	0.0	0.0
30.	*	0.1	0.1	0.1	0.1	0.1	0.4	0.4	0.5	0.5	0.5	0.6	0.6	0.6	0.6	0.1	0.1	0.1	0.1	0.0	0.0
40.	*	0.1	0.1	0.1	0.1	0.1	0.4	0.5	0.5	0.5	0.5	0.7	0.6	0.6	0.6	0.1	0.1	0.1	0.1	0.1	0.0
50.	*	0.1	0.1	0.1	0.1	0.2	0.4	0.5	0.5	0.5	0.5	0.7	0.6	0.6	0.6	0.2	0.1	0.2	0.1	0.1	0.1
60.	*	0.1	0.1	0.1	0.1	0.2	0.5	0.5	0.4	0.5	0.4	0.6	0.6	0.6	0.6	0.2	0.1	0.2	0.1	0.1	0.1
70.	*	0.1	0.0	0.1	0.1	0.2	0.4	0.4	0.4	0.4	0.4	0.6	0.4	0.4	0.3	0.2	0.2	0.2	0.2	0.1	0.1
80.	*	0.0	0.0	0.0	0.0	0.3	0.4	0.4	0.4	0.4	0.4	0.6	0.5	0.5	0.3	0.2	0.2	0.2	0.2	0.1	0.0
90.	*	0.0	0.0	0.0	0.0	0.3	0.5	0.5	0.4	0.4	0.4	0.6	0.5	0.5	0.3	0.2	0.2	0.2	0.2	0.1	0.0
100.	*	0.0	0.0	0.0	0.0	0.4	0.4	0.4	0.4	0.4	0.4	0.6	0.5	0.5	0.2	0.2	0.2	0.2	0.1	0.0	0.0
110.	*	0.0	0.0	0.0	0.0	0.4	0.4	0.4	0.4	0.4	0.5	0.6	0.5	0.4	0.2	0.2	0.2	0.2	0.0	0.0	0.0
120.	*	0.0	0.0	0.0	0.0	0.5	0.5	0.5	0.5	0.5	0.5	0.6	0.6	0.5	0.3	0.2	0.2	0.1	0.1	0.1	0.1
130.	*	0.0	0.0	0.0	0.0	0.5	0.5	0.5	0.5	0.5	0.7	0.7	0.6	0.5	0.3	0.2	0.1	0.1	0.1	0.1	0.0

140.	*	0.0	0.0	0.0	0.0	0.5	0.5	0.5	0.5	0.5	0.7	0.7	0.5	0.5	0.3	0.2	0.1	0.1	0.1	0.1	0.0
150.	*	0.0	0.0	0.0	0.0	0.6	0.5	0.5	0.5	0.6	0.7	0.7	0.5	0.4	0.3	0.3	0.1	0.1	0.1	0.0	0.0
160.	*	0.0	0.0	0.0	0.0	0.6	0.6	0.6	0.7	0.7	0.8	0.7	0.5	0.5	0.4	0.1	0.1	0.1	0.0	0.0	0.0
170.	*	0.0	0.0	0.0	0.0	0.6	0.6	0.7	0.5	0.6	0.7	0.6	0.4	0.2	0.2	0.1	0.0	0.0	0.0	0.0	0.0
180.	*	0.0	0.0	0.0	0.0	0.4	0.4	0.4	0.3	0.4	0.5	0.3	0.1	0.1	0.1	0.0	0.0	0.0	0.0	0.0	0.0
190.	*	0.0	0.0	0.0	0.0	0.1	0.1	0.1	0.1	0.2	0.2	0.0	0.0	0.0	0.0	0.0	0.0	0.0	0.0	0.0	0.0
200.	*	0.0	0.0	0.0	0.0	0.0	0.0	0.0	0.0	0.0	0.0	0.0	0.0	0.0	0.0	0.0	0.0	0.0	0.0	0.0	0.0
210.	*	0.0	0.0	0.0	0.0	0.0	0.0	0.0	0.0	0.0	0.0	0.0	0.0	0.0	0.0	0.0	0.0	0.0	0.0	0.0	0.0
220.	*	0.0	0.0	0.0	0.0	0.0	0.0	0.0	0.0	0.0	0.0	0.0	0.0	0.0	0.0	0.0	0.0	0.0	0.0	0.0	0.0
230.	*	0.0	0.0	0.0	0.0	0.0	0.0	0.0	0.0	0.0	0.0	0.0	0.0	0.0	0.0	0.0	0.0	0.0	0.0	0.0	0.0
240.	*	0.0	0.0	0.0	0.0	0.0	0.0	0.0	0.0	0.0	0.0	0.0	0.0	0.0	0.0	0.0	0.0	0.0	0.0	0.0	0.0
250.	*	0.0	0.0	0.0	0.0	0.0	0.0	0.0	0.0	0.0	0.0	0.0	0.0	0.0	0.1	0.0	0.0	0.0	0.0	0.0	0.0
260.	*	0.0	0.0	0.0	0.0	0.0	0.0	0.0	0.0	0.0	0.0	0.0	0.0	0.0	0.0	0.0	0.0	0.0	0.0	0.0	0.0
270.	*	0.0	0.0	0.0	0.0	0.0	0.0	0.0	0.0	0.0	0.0	0.0	0.0	0.0	0.0	0.0	0.0	0.0	0.0	0.0	0.0
280.	*	0.0	0.0	0.0	0.0	0.0	0.0	0.0	0.0	0.0	0.0	0.0	0.0	0.0	0.0	0.0	0.0	0.0	0.0	0.0	0.0
290.	*	0.1	0.0	0.0	0.0	0.0	0.0	0.0	0.0	0.0	0.0	0.0	0.0	0.0	0.0	0.0	0.0	0.0	0.0	0.0	0.0
300.	*	0.1	0.1	0.1	0.0	0.0	0.0	0.0	0.0	0.0	0.0	0.0	0.0	0.0	0.0	0.0	0.0	0.0	0.0	0.0	0.0
310.	*	0.1	0.1	0.1	0.1	0.0	0.0	0.0	0.0	0.0	0.0	0.0	0.0	0.0	0.0	0.0	0.0	0.0	0.0	0.0	0.0
320.	*	0.1	0.1	0.1	0.1	0.0	0.0	0.0	0.0	0.0	0.0	0.0	0.0	0.0	0.0	0.0	0.0	0.0	0.0	0.0	0.0
330.	*	0.1	0.1	0.1	0.1	0.0	0.0	0.0	0.0	0.0	0.0	0.0	0.0	0.0	0.0	0.0	0.0	0.0	0.0	0.0	0.0
340.	*	0.1	0.1	0.1	0.1	0.0	0.0	0.0	0.0	0.0	0.0	0.0	0.0	0.0	0.0	0.0	0.0	0.0	0.0	0.0	0.0
350.	*	0.1	0.1	0.1	0.1	0.0	0.0	0.0	0.0	0.1	0.1	0.1	0.0	0.0	0.0	0.0	0.0	0.0	0.0	0.0	0.0
360.	*	0.1	0.1	0.1	0.1	0.1	0.2	0.2	0.2	0.3	0.3	0.3	0.2	0.3	0.3	0.0	0.0	0.0	0.0	0.0	0.0
MAX	*	0.1	0.1	0.1	0.1	0.6	0.6	0.7	0.7	0.7	0.8	0.7	0.6	0.7	0.7	0.3	0.2	0.2	0.2	0.1	0.1
DEGR.	*	0	0	0	0	150	160	170	160	160	160	40	20	20	20	150	70	50	70	40	50

JOB: SR101L&67thAveTI(2020Existing) RUN: 2020Exist 67thAve TI AM

MODEL RESULTS

REMARKS : In search of the angle corresponding to the maximum concentration, only the first angle, of the angles with same maximum concentrations, is indicated as maximum.

WIND ANGLE RANGE: 0.-360.

WIND ANGLE (DEGR)	* CONCENTRATION (PPM) REC41	REC42	REC43	REC44	REC45	REC46	REC47	REC48	REC49	REC50
0.	* 0.0	0.0	0.0	0.0	0.0	0.0	0.0	0.0	0.0	0.0
10.	* 0.0	0.0	0.0	0.0	0.0	0.0	0.0	0.0	0.0	0.0
20.	* 0.0	0.0	0.0	0.0	0.0	0.0	0.0	0.0	0.0	0.0

30.	*	0.0	0.0	0.0	0.0	0.0	0.0	0.0	0.0	0.0	0.0
40.	*	0.0	0.0	0.0	0.0	0.0	0.0	0.0	0.0	0.0	0.0
50.	*	0.0	0.0	0.0	0.0	0.0	0.0	0.0	0.0	0.0	0.0
60.	*	0.0	0.0	0.0	0.0	0.0	0.0	0.0	0.0	0.0	0.0
70.	*	0.0	0.0	0.0	0.0	0.0	0.0	0.0	0.0	0.0	0.0
80.	*	0.0	0.0	0.0	0.0	0.0	0.0	0.0	0.0	0.0	0.0
90.	*	0.0	0.0	0.0	0.0	0.0	0.0	0.0	0.0	0.0	0.0
100.	*	0.0	0.0	0.0	0.0	0.0	0.0	0.0	0.0	0.0	0.0
110.	*	0.0	0.0	0.0	0.0	0.0	0.0	0.0	0.0	0.0	0.0
120.	*	0.0	0.0	0.0	0.0	0.0	0.0	0.0	0.0	0.0	0.0
130.	*	0.0	0.0	0.0	0.0	0.0	0.0	0.0	0.0	0.0	0.1
140.	*	0.0	0.0	0.0	0.0	0.0	0.0	0.0	0.0	0.0	0.0
150.	*	0.0	0.0	0.0	0.0	0.0	0.0	0.0	0.0	0.0	0.0
160.	*	0.0	0.0	0.0	0.0	0.0	0.0	0.0	0.0	0.0	0.0
170.	*	0.0	0.0	0.0	0.0	0.0	0.0	0.0	0.0	0.0	0.0
180.	*	0.0	0.0	0.0	0.0	0.0	0.0	0.0	0.0	0.0	0.0
190.	*	0.0	0.0	0.0	0.0	0.0	0.0	0.0	0.0	0.0	0.0
200.	*	0.0	0.0	0.0	0.0	0.0	0.0	0.0	0.0	0.0	0.0
210.	*	0.0	0.0	0.0	0.0	0.0	0.0	0.0	0.0	0.0	0.0
220.	*	0.0	0.0	0.0	0.0	0.0	0.0	0.0	0.0	0.0	0.0
230.	*	0.0	0.0	0.0	0.0	0.0	0.0	0.0	0.0	0.0	0.0
240.	*	0.0	0.0	0.0	0.0	0.0	0.0	0.0	0.0	0.0	0.0
250.	*	0.0	0.0	0.0	0.0	0.0	0.0	0.0	0.0	0.0	0.0
260.	*	0.0	0.0	0.0	0.0	0.0	0.0	0.0	0.0	0.0	0.0
270.	*	0.0	0.0	0.0	0.0	0.0	0.0	0.0	0.0	0.0	0.0
280.	*	0.0	0.0	0.0	0.0	0.0	0.0	0.0	0.0	0.0	0.0
290.	*	0.0	0.0	0.0	0.0	0.0	0.0	0.0	0.0	0.0	0.0
300.	*	0.0	0.0	0.0	0.0	0.0	0.0	0.0	0.0	0.0	0.0
310.	*	0.0	0.0	0.0	0.0	0.0	0.0	0.0	0.0	0.0	0.0
320.	*	0.0	0.0	0.0	0.0	0.0	0.0	0.0	0.0	0.0	0.0
330.	*	0.0	0.0	0.0	0.0	0.0	0.0	0.0	0.0	0.0	0.0
340.	*	0.0	0.0	0.0	0.0	0.0	0.0	0.0	0.0	0.0	0.0
350.	*	0.0	0.0	0.0	0.0	0.0	0.0	0.0	0.0	0.0	0.0
360.	*	0.0	0.0	0.0	0.0	0.0	0.0	0.0	0.0	0.0	0.0
------	*										
MAX	*	0.0	0.0	0.0	0.0	0.0	0.0	0.0	0.0	0.0	0.1
DEGR.	*	0	0	0	0	0	0	0	0	0	130

THE HIGHEST CONCENTRATION OF 0.80 PPM OCCURRED AT RECEPTOR REC30.

PAGE 7

JOB: SR101L&67thAveTI(2020Existing) RUN: 2020Exist 67thAve TI AM

DATE : 8/27/21
TIME : 9:57:50

RECEPTOR - LINK MATRIX FOR THE ANGLE PRODUCING

THE MAXIMUM CONCENTRATION FOR EACH RECEPTOR

CO/LINK (PPM)
ANGLE (DEGREES)

LINK #	REC1 0 0	REC2 0	REC3 0	REC4 0	REC5 0	REC6 0	REC7 0	REC8 10	REC9 10	REC10 20	REC11 20	REC12 60	REC13 60	REC14 60	REC15 0	REC16 0	REC17 0	REC18 0	REC19 0	REC20
1	0.0	0.0	0.0	0.0	0.0	0.0	0.0	0.0	0.0	0.0	0.0	0.0	0.0	0.0	0.0	0.1	0.1	0.1	0.1	0.1
2	0.0	0.0	0.0	0.0	0.0	0.0	0.0	0.1	0.1	0.1	0.1	0.1	0.1	0.1	0.1	0.0	0.0	0.0	0.0	0.0
3	0.0	0.0	0.0	0.0	0.0	0.0	0.0	0.0	0.0	0.0	0.0	0.0	0.0	0.0	0.0	0.0	0.0	0.0	0.0	0.0
4	0.0	0.0	0.0	0.0	0.0	0.0	0.0	0.0	0.0	0.0	0.0	0.0	0.0	0.0	0.0	0.0	0.0	0.0	0.0	0.0
5	0.0	0.0	0.0	0.0	0.0	0.0	0.0	0.0	0.0	0.0	0.0	0.0	0.0	0.0	0.0	0.0	0.0	0.0	0.0	0.0
6	0.0	0.0	0.0	0.0	0.0	0.0	0.0	0.0	0.0	0.0	0.0	0.0	0.0	0.0	0.0	0.0	0.0	0.0	0.0	0.0
7	0.0	0.0	0.0	0.0	0.0	0.0	0.0	0.0	0.0	0.0	0.0	0.0	0.0	0.0	0.0	0.0	0.0	0.0	0.0	0.0
8	0.0	0.0	0.0	0.0	0.0	0.0	0.0	0.0	0.0	0.0	0.0	0.0	0.1	0.1	0.1	0.0	0.0	0.0	0.0	0.0
9	0.0	0.0	0.0	0.0	0.0	0.0	0.0	0.0	0.0	0.0	0.0	0.0	0.0	0.0	0.0	0.0	0.0	0.0	0.0	0.0
10	0.0	0.0	0.0	0.0	0.0	0.0	0.0	0.0	0.0	0.0	0.0	0.0	0.0	0.0	0.0	0.0	0.0	0.0	0.0	0.0
11	0.0	0.0	0.0	0.0	0.0	0.0	0.0	0.0	0.0	0.0	0.0	0.0	0.0	0.0	0.0	0.0	0.0	0.0	0.0	0.0
12	0.0	0.0	0.0	0.0	0.0	0.0	0.0	0.0	0.0	0.0	0.0	0.0	0.0	0.0	0.0	0.0	0.0	0.0	0.0	0.0
13	0.0	0.0	0.0	0.0	0.0	0.0	0.0	0.0	0.0	0.0	0.0	0.0	0.0	0.0	0.0	0.0	0.0	0.0	0.0	0.0
14	0.0	0.0	0.0	0.0	0.0	0.0	0.0	0.0	0.0	0.0	0.0	0.0	0.0	0.0	0.0	0.0	0.0	0.0	0.0	0.0
15	0.0	0.0	0.0	0.0	0.0	0.0	0.0	0.0	0.0	0.0	0.0	0.0	0.0	0.0	0.0	0.0	0.0	0.0	0.0	0.0
16	0.0	0.0	0.0	0.0	0.0	0.0	0.0	0.0	0.0	0.0	0.0	0.0	0.0	0.0	0.0	0.0	0.0	0.0	0.0	0.0
17	0.0	0.0	0.0	0.0	0.0	0.0	0.0	0.0	0.0	0.0	0.0	0.0	0.0	0.0	0.0	0.0	0.0	0.0	0.0	0.0
18	0.0	0.0	0.0	0.0	0.0	0.0	0.0	0.0	0.0	0.0	0.0	0.0	0.0	0.0	0.0	0.0	0.0	0.0	0.0	0.0
19	0.0	0.0	0.0	0.0	0.0	0.0	0.0	0.0	0.0	0.0	0.0	0.0	0.0	0.0	0.0	0.0	0.0	0.0	0.0	0.0
20	0.0	0.0	0.0	0.0	0.0	0.0	0.0	0.0	0.0	0.0	0.0	0.0	0.0	0.0	0.0	0.0	0.0	0.0	0.0	0.0
21	0.0	0.0	0.0	0.0	0.0	0.0	0.0	0.0	0.0	0.0	0.0	0.0	0.0	0.0	0.0	0.0	0.0	0.0	0.0	0.0
22	0.0	0.0	0.0	0.0	0.0	0.0	0.0	0.0	0.0	0.0	0.0	0.0	0.0	0.0	0.0	0.0	0.0	0.0	0.0	0.0
23	0.0	0.0	0.0	0.0	0.0	0.0	0.0	0.0	0.0	0.0	0.0	0.0	0.0	0.0	0.0	0.0	0.0	0.0	0.0	0.0
24	0.0	0.0	0.0	0.0	0.0	0.0	0.1	0.1	0.1	0.1	0.1	0.1	0.0	0.0	0.0	0.0	0.0	0.0	0.0	0.0
25	0.0	0.0	0.1	0.1	0.1	0.1	0.2	0.3	0.5	0.1	0.1	0.0	0.1	0.1	0.0	0.0	0.0	0.0	0.0	0.0
26	0.1	0.1	0.1	0.1	0.1	0.1	0.1	0.0	0.0	0.0	0.0	0.0	0.0	0.0	0.0	0.0	0.0	0.0	0.0	0.0
27	0.0	0.0	0.0	0.0	0.0	0.0	0.0	0.0	0.0	0.0	0.0	0.0	0.0	0.0	0.0	0.0	0.0	0.0	0.0	0.0
28	0.0	0.0	0.0	0.0	0.0	0.0	0.0	0.0	0.0	0.0	0.0	0.0	0.0	0.0	0.0	0.0	0.0	0.0	0.0	0.0
29	0.0	0.0	0.0	0.0	0.0	0.0	0.0	0.0	0.0	0.0	0.0	0.0	0.0	0.0	0.0	0.0	0.0	0.0	0.0	0.0
30	0.0	0.0	0.0	0.0	0.0	0.0	0.0	0.0	0.0	0.0	0.0	0.0	0.0	0.0	0.0	0.0	0.0	0.0	0.0	0.0
31	0.0	0.0	0.0	0.0	0.0	0.0	0.0	0.0	0.0	0.0	0.0	0.0	0.0	0.0	0.0	0.0	0.0	0.0	0.0	0.0
32	0.0	0.0	0.0	0.0	0.0	0.0	0.0	0.0	0.0	0.0	0.0	0.0	0.0	0.0	0.0	0.0	0.0	0.0	0.0	0.0
33	0.0	0.0	0.0	0.0	0.0	0.0	0.0	0.0	0.0	0.0	0.0	0.0	0.0	0.0	0.0	0.0	0.0	0.0	0.0	0.0
34	0.0	0.0	0.0	0.0	0.0	0.0	0.0	0.0	0.0	0.0	0.0	0.0	0.0	0.0	0.0	0.0	0.0	0.0	0.0	0.0
35	0.0	0.0	0.0	0.0	0.0	0.0	0.0	0.0	0.0	0.0	0.0	0.0	0.0	0.0	0.0	0.0	0.0	0.0	0.0	0.0
36	0.0	0.0	0.0	0.0	0.0	0.1	0.1	0.1	0.1	0.1	0.0	0.0	0.0	0.0	0.0	0.0	0.0	0.0	0.0	0.0
37	0.0	0.0	0.0	0.0	0.0	0.0	0.0	0.0	0.0	0.0	0.0	0.0	0.0	0.0	0.0	0.0	0.0	0.0	0.0	0.0
38	0.0	0.0	0.0	0.0	0.0	0.0	0.0	0.0	0.0	0.0	0.0	0.0	0.0	0.0	0.0	0.0	0.0	0.0	0.0	0.0
39	0.0	0.0	0.0	0.0	0.0	0.0	0.0	0.0	0.0	0.0	0.0	0.0	0.0	0.0	0.0	0.0	0.0	0.0	0.0	0.0

JOB: SR101L&67thAveTI(2020Existing) RUN: 2020Exist 67thAve TI AM

DATE : 8/27/21
TIME : 9:57:50

RECEPTOR - LINK MATRIX FOR THE ANGLE PRODUCING
THE MAXIMUM CONCENTRATION FOR EACH RECEPTOR

CO/LINK (PPM)
ANGLE (DEGREES)

LINK #	REC21	REC22	REC23	REC24	REC25	REC26	REC27	REC28	REC29	REC30	REC31	REC32	REC33	REC34	REC35	REC36	REC37	REC38	REC39	REC40
	0 0	0	0	150	160	170	160	160	160	40	20	20	20	150	70	50	70	40	50	
1	0.1	0.1	0.1	0.1	0.0	0.0	0.0	0.0	0.0	0.0	0.0	0.0	0.0	0.0	0.0	0.0	0.0	0.0	0.0	0.0
2	0.0	0.0	0.0	0.0	0.0	0.0	0.0	0.0	0.0	0.0	0.0	0.0	0.0	0.0	0.0	0.0	0.0	0.0	0.0	0.0
3	0.0	0.0	0.0	0.0	0.0	0.0	0.0	0.0	0.0	0.0	0.0	0.0	0.0	0.0	0.0	0.0	0.0	0.0	0.0	0.0
4	0.0	0.0	0.0	0.0	0.0	0.0	0.0	0.0	0.0	0.0	0.0	0.0	0.0	0.0	0.0	0.0	0.0	0.0	0.0	0.0
5	0.0	0.0	0.0	0.0	0.0	0.0	0.0	0.0	0.0	0.0	0.0	0.0	0.0	0.0	0.0	0.0	0.0	0.0	0.0	0.0
6	0.0	0.0	0.0	0.0	0.0	0.0	0.0	0.0	0.0	0.0	0.0	0.0	0.0	0.0	0.0	0.0	0.0	0.0	0.0	0.0
7	0.0	0.0	0.0	0.0	0.0	0.0	0.0	0.0	0.0	0.0	0.0	0.0	0.0	0.0	0.0	0.0	0.0	0.0	0.0	0.0
8	0.0	0.0	0.0	0.0	0.0	0.0	0.0	0.0	0.0	0.0	0.0	0.0	0.0	0.0	0.0	0.0	0.0	0.0	0.0	0.0
9	0.0	0.0	0.0	0.0	0.0	0.0	0.0	0.0	0.0	0.0	0.0	0.0	0.0	0.0	0.0	0.0	0.0	0.0	0.0	0.0
10	0.0	0.0	0.0	0.0	0.0	0.0	0.0	0.0	0.0	0.0	0.0	0.0	0.0	0.0	0.0	0.0	0.0	0.0	0.0	0.0
11	0.0	0.0	0.0	0.0	0.0	0.0	0.0	0.0	0.0	0.0	0.0	0.0	0.0	0.0	0.0	0.0	0.0	0.0	0.0	0.0
12	0.0	0.0	0.0	0.0	0.0	0.0	0.0	0.0	0.0	0.0	0.0	0.0	0.0	0.0	0.0	0.0	0.0	0.0	0.0	0.0
13	0.0	0.0	0.0	0.0	0.0	0.0	0.0	0.0	0.0	0.0	0.0	0.0	0.0	0.0	0.0	0.0	0.0	0.0	0.0	0.0
14	0.0	0.0	0.0	0.0	0.0	0.0	0.0	0.0	0.0	0.0	0.0	0.0	0.0	0.0	0.0	0.0	0.0	0.0	0.0	0.0
15	0.0	0.0	0.0	0.0	0.0	0.0	0.0	0.0	0.0	0.0	0.0	0.0	0.0	0.0	0.0	0.0	0.0	0.0	0.0	0.0
16	0.0	0.0	0.0	0.0	0.0	0.0	0.0	0.0	0.0	0.0	0.0	0.0	0.0	0.0	0.0	0.0	0.0	0.0	0.0	0.0
17	0.0	0.0	0.0	0.0	0.0	0.0	0.0	0.0	0.0	0.0	0.0	0.0	0.0	0.0	0.0	0.0	0.0	0.0	0.0	0.0
18	0.0	0.0	0.0	0.0	0.0	0.0	0.0	0.0	0.0	0.0	0.0	0.0	0.0	0.0	0.0	0.0	0.0	0.0	0.0	0.0
19	0.0	0.0	0.0	0.0	0.0	0.0	0.0	0.0	0.0	0.0	0.0	0.0	0.0	0.0	0.0	0.0	0.0	0.0	0.0	0.0
20	0.0	0.0	0.0	0.0	0.0	0.0	0.0	0.0	0.0	0.0	0.0	0.0	0.0	0.0	0.0	0.0	0.0	0.0	0.0	0.0
21	0.0	0.0	0.0	0.0	0.0	0.0	0.0	0.0	0.0	0.0	0.0	0.0	0.0	0.0	0.0	0.0	0.0	0.0	0.0	0.0
22	0.0	0.0	0.0	0.0	0.0	0.0	0.0	0.0	0.0	0.0	0.0	0.0	0.0	0.0	0.0	0.0	0.0	0.0	0.0	0.0
23	0.0	0.0	0.0	0.0	0.0	0.0	0.0	0.0	0.0	0.0	0.0	0.0	0.0	0.0	0.0	0.0	0.0	0.0	0.0	0.0
24	0.0	0.0	0.0	0.0	0.4	0.4	0.4	0.4	0.4	0.3	0.3	0.3	0.3	0.3	0.1	0.1	0.1	0.1	0.1	0.1
25	0.0	0.0	0.0	0.0	0.0	0.0	0.0	0.0	0.0	0.0	0.0	0.0	0.0	0.0	0.1	0.0	0.0	0.0	0.0	0.0
26	0.0	0.0	0.0	0.0	0.0	0.0	0.0	0.0	0.0	0.0	0.0	0.0	0.0	0.0	0.0	0.0	0.0	0.0	0.0	0.0
27	0.0	0.0	0.0	0.0	0.0	0.0	0.0	0.0	0.0	0.0	0.0	0.0	0.0	0.0	0.0	0.0	0.0	0.0	0.0	0.0
28	0.0	0.0	0.0	0.0	0.0	0.0	0.0	0.0	0.0	0.0	0.0	0.0	0.0	0.0	0.0	0.0	0.0	0.0	0.0	0.0
29	0.0	0.0	0.0	0.0	0.0	0.0	0.0	0.0	0.0	0.0	0.0	0.0	0.0	0.0	0.0	0.0	0.0	0.0	0.0	0.0
30	0.0	0.0	0.0	0.0	0.1	0.1	0.1	0.1	0.1	0.1	0.1	0.1	0.1	0.1	0.0	0.0	0.0	0.0	0.0	0.0
31	0.0	0.0	0.0	0.0	0.0	0.0	0.0	0.0	0.0	0.0	0.0	0.0	0.0	0.0	0.0	0.0	0.0	0.0	0.0	0.0
32	0.0	0.0	0.0	0.0	0.0	0.0	0.0	0.0	0.0	0.0	0.0	0.0	0.0	0.0	0.0	0.0	0.0	0.0	0.0	0.0
33	0.0	0.0	0.0	0.0	0.0	0.0	0.0	0.0	0.0	0.0	0.0	0.0	0.0	0.0	0.0	0.0	0.0	0.0	0.0	0.0

34	*	0.0	0.0	0.0	0.0	0.0	0.0	0.1	0.1	0.1	0.3	0.2	0.1	0.2	0.2	0.1	0.1	0.1	0.1	0.0	0.0
35	*	0.0	0.0	0.0	0.0	0.0	0.0	0.0	0.0	0.0	0.0	0.0	0.0	0.0	0.0	0.0	0.0	0.0	0.0	0.0	0.0
36	*	0.0	0.0	0.0	0.0	0.1	0.1	0.1	0.1	0.1	0.1	0.1	0.1	0.1	0.1	0.0	0.0	0.0	0.0	0.0	0.0
37	*	0.0	0.0	0.0	0.0	0.0	0.0	0.0	0.0	0.0	0.0	0.0	0.0	0.0	0.0	0.0	0.0	0.0	0.0	0.0	0.0
38	*	0.0	0.0	0.0	0.0	0.0	0.0	0.0	0.0	0.0	0.0	0.0	0.0	0.0	0.0	0.0	0.0	0.0	0.0	0.0	0.0
39	*	0.0	0.0	0.0	0.0	0.0	0.0	0.0	0.0	0.0	0.0	0.0	0.0	0.0	0.0	0.0	0.0	0.0	0.0	0.0	0.0

JOB: SR101L&67thAveTI(2020Existing) RUN: 2020Exist 67thAve TI AM

DATE : 8/27/21
TIME : 9:57:50

RECEPTOR - LINK MATRIX FOR THE ANGLE PRODUCING
THE MAXIMUM CONCENTRATION FOR EACH RECEPTOR

* CO/LINK (PPM)
* ANGLE (DEGREES)

LINK #	*	REC41 0	REC42 0	REC43 0	REC44 0	REC45 0	REC46 0	REC47 0	REC48 0	REC49 130	REC50
1	*	0.0	0.0	0.0	0.0	0.0	0.0	0.0	0.0	0.0	0.1
2	*	0.0	0.0	0.0	0.0	0.0	0.0	0.0	0.0	0.0	0.0
3	*	0.0	0.0	0.0	0.0	0.0	0.0	0.0	0.0	0.0	0.0
4	*	0.0	0.0	0.0	0.0	0.0	0.0	0.0	0.0	0.0	0.0
5	*	0.0	0.0	0.0	0.0	0.0	0.0	0.0	0.0	0.0	0.0
6	*	0.0	0.0	0.0	0.0	0.0	0.0	0.0	0.0	0.0	0.0
7	*	0.0	0.0	0.0	0.0	0.0	0.0	0.0	0.0	0.0	0.0
8	*	0.0	0.0	0.0	0.0	0.0	0.0	0.0	0.0	0.0	0.0
9	*	0.0	0.0	0.0	0.0	0.0	0.0	0.0	0.0	0.0	0.0
10	*	0.0	0.0	0.0	0.0	0.0	0.0	0.0	0.0	0.0	0.0
11	*	0.0	0.0	0.0	0.0	0.0	0.0	0.0	0.0	0.0	0.0
12	*	0.0	0.0	0.0	0.0	0.0	0.0	0.0	0.0	0.0	0.0
13	*	0.0	0.0	0.0	0.0	0.0	0.0	0.0	0.0	0.0	0.0
14	*	0.0	0.0	0.0	0.0	0.0	0.0	0.0	0.0	0.0	0.0
15	*	0.0	0.0	0.0	0.0	0.0	0.0	0.0	0.0	0.0	0.0
16	*	0.0	0.0	0.0	0.0	0.0	0.0	0.0	0.0	0.0	0.0
17	*	0.0	0.0	0.0	0.0	0.0	0.0	0.0	0.0	0.0	0.0
18	*	0.0	0.0	0.0	0.0	0.0	0.0	0.0	0.0	0.0	0.0
19	*	0.0	0.0	0.0	0.0	0.0	0.0	0.0	0.0	0.0	0.0
20	*	0.0	0.0	0.0	0.0	0.0	0.0	0.0	0.0	0.0	0.0
21	*	0.0	0.0	0.0	0.0	0.0	0.0	0.0	0.0	0.0	0.0
22	*	0.0	0.0	0.0	0.0	0.0	0.0	0.0	0.0	0.0	0.0
23	*	0.0	0.0	0.0	0.0	0.0	0.0	0.0	0.0	0.0	0.0
24	*	0.0	0.0	0.0	0.0	0.0	0.0	0.0	0.0	0.0	0.0
25	*	0.0	0.0	0.0	0.0	0.0	0.0	0.0	0.0	0.0	0.0
26	*	0.0	0.0	0.0	0.0	0.0	0.0	0.0	0.0	0.0	0.0

27	*	0.0	0.0	0.0	0.0	0.0	0.0	0.0	0.0	0.0	0.0
28	*	0.0	0.0	0.0	0.0	0.0	0.0	0.0	0.0	0.0	0.0
29	*	0.0	0.0	0.0	0.0	0.0	0.0	0.0	0.0	0.0	0.0
30	*	0.0	0.0	0.0	0.0	0.0	0.0	0.0	0.0	0.0	0.0
31	*	0.0	0.0	0.0	0.0	0.0	0.0	0.0	0.0	0.0	0.0
32	*	0.0	0.0	0.0	0.0	0.0	0.0	0.0	0.0	0.0	0.0
33	*	0.0	0.0	0.0	0.0	0.0	0.0	0.0	0.0	0.0	0.0
34	*	0.0	0.0	0.0	0.0	0.0	0.0	0.0	0.0	0.0	0.0
35	*	0.0	0.0	0.0	0.0	0.0	0.0	0.0	0.0	0.0	0.0
36	*	0.0	0.0	0.0	0.0	0.0	0.0	0.0	0.0	0.0	0.0
37	*	0.0	0.0	0.0	0.0	0.0	0.0	0.0	0.0	0.0	0.0
38	*	0.0	0.0	0.0	0.0	0.0	0.0	0.0	0.0	0.0	0.0
39	*	0.0	0.0	0.0	0.0	0.0	0.0	0.0	0.0	0.0	0.0

CAL3QHC: LINE SOURCE DISPERSION MODEL - VERSION 2.0 Dated 95221 PAGE 1

JOB: SR101L&67thAveTI(2020Existing) RUN: 2020Exist 67thAve TI PM

DATE : 8/27/21
TIME : 9:58: 5

The MODE flag has been set to C for calculating CO averages.

SITE & METEOROLOGICAL VARIABLES

VS = 0.0 CM/S VD = 0.0 CM/S Z0 = 108. CM
U = 1.0 M/S CLAS = 4 (D) ATIM = 60. MINUTES MIXH = 1000. M AMB = 0.0 PPM

LINK VARIABLES

	LINK DESCRIPTION	LINK COORDINATES (FT) X1	Y1	X2	Y2	LENGTH (FT)	BRG (DEG)	TYPE	VPH	EF (G/MI)	H (FT)	W (FT)	V/C	QUEUE (VEH)
1.	1_SR101_EB_ML_S1	611363.2	970723.0	612413.8	970773.2	1052.	87.	DP	4455.	1.7	-15.0	68.0		
2.	2_SR101_EB_ML_S2	612413.8	970773.2	613432.4	970822.5	1020.	87.	DP	4455.	1.7	-20.0	68.0		
3.	3_SR101_EB_ML_S3	613432.4	970822.5	614514.4	970872.8	1083.	87.	DP	4455.	1.7	-15.0	68.0		
4.	4_SR101_WB_ML_S1	612408.8	970842.7	611362.7	970792.4	1047.	267.	DP	5880.	1.8	-15.0	68.0		
5.	5_SR101_WB_ML_S2	613426.6	970891.7	612408.8	970842.7	1019.	267.	DP	5880.	1.8	-20.0	68.0		
6.	6_SR101_WB_ML_S3	614511.4	970942.6	613426.6	970891.7	1086.	267.	DP	5880.	1.8	-15.0	68.0		
7.	7_EB_frontage_road_S	611369.8	970576.8	612441.6	970592.7	1072.	89.	AG	347.	2.3	0.0	44.0		
8.	8_EB_frontage_road_S	612441.0	970607.9	612967.6	970618.0	527.	89.	AG	962.	2.3	0.0	68.0		
9.	9_EB_67th Ave offram	612885.9	970602.7	612938.7	970557.3	70.	131.	AG	0.	1.8	0.0	32.0		
10.	10_EB_67th_Ave_offra	611366.5	970682.2	612440.9	970619.7	1076.	93.	DP	573.	2.6	-10.0	32.0		
11.	11_67th_Ave_NB_onram	613018.9	970553.2	613072.6	970621.1	87.	38.	AG	283.	1.9	0.0	32.0		
12.	12_EB_67th_Ave_onram	612972.0	970632.3	613386.7	970659.1	416.	86.	AG	1487.	2.3	0.0	56.0		
13.	13_EB_67th_Ave_onram	613385.5	970671.2	614515.5	970831.3	1141.	82.	DP	974.	1.8	-10.0	44.0		
14.	14_EB_frontage_road_	613387.3	970645.6	614518.9	970720.9	1134.	86.	AG	441.	2.3	0.0	44.0		
15.	15_WB_67th_Ave_offra	614507.5	970995.8	613531.5	971056.2	978.	274.	DP	1238.	3.6	-10.0	32.0		
16.	16_WB_frontage_road_	614518.6	971111.4	613534.4	971079.4	985.	268.	AG	194.	2.3	0.0	32.0		
17.	17_WB_67th_Ave_offra	613531.5	971056.2	612981.4	971043.2	550.	269.	AG	1238.	2.9	0.0	44.0		
18.	18_WB_frontage_road_	613534.3	971078.9	612985.6	971064.3	549.	268.	AG	194.	2.9	0.0	44.0		
19.	19_WB_67th_Ave_offra	613075.6	971073.4	613014.1	971113.8	74.	303.	AG	514.	2.1	0.0	32.0		
20.	20_WB_67th_Ave_onram	612932.7	971133.8	612877.7	971050.2	100.	213.	AG	461.	2.0	0.0	32.0		
21.	21_WB_67th_Ave_onram	612979.5	971043.7	612571.4	971010.8	409.	265.	AG	944.	1.9	0.0	56.0		
22.	22_WB_frontage_road_	612570.9	971023.6	611359.9	970946.4	1213.	266.	AG	526.	2.6	0.0	44.0		
23.	23_WB_67th_Ave_onram	612572.6	970997.4	611363.7	970838.7	1219.	263.	DP	389.	1.7	-10.0	44.0		
24.	24_SB_67th_Ave_S1	612958.2	971834.8	612960.2	971063.4	771.	180.	AG	1793.	3.4	0.0	56.0		
25.	25_SB_67th_Ave_S2	612960.2	971063.4	612948.7	970613.7	450.	181.	BR	1886.	3.5	0.0	68.0		
26.	26_SB_67th_Ave_S3	612948.7	970613.7	612952.8	969931.1	683.	180.	AG	1050.	2.5	0.0	44.0		
27.	27_SB_67th_Ave_left	612971.1	970692.7	613065.6	970636.9	110.	121.	AG	837.	2.0	0.0	44.0		
28.	28_NB_67th_Ave_S1	613001.7	969939.4	613001.0	970612.9	673.	360.	AG	1266.	2.9	0.0	44.0		

29.	29_NB_67th_Ave_S2	* 613001.0	970612.9	613003.3	971063.0 *	450.	0.	BR	1577.	3.2	0.0	56.0		
30.	30_NB_67th_Ave_S3	* 613003.3	971063.0	613002.5	971831.7 *	769.	360.	AG	2064.	3.7	0.0	44.0		
31.	31_NB_67th_Ave_left	* 612986.5	970989.7	612914.2	971034.2 *	85.	302.	AG	483.	2.1	0.0	32.0		
32.	32_EB_67th_offramp_Q	* 612912.2	970616.4	612848.0	970613.5 *	64.	267.	AG	26.	100.0	0.0	48.0	0.22	3.3
33.	33_WB_67th_offramp_Q	* 613039.7	971055.1	613156.0	971058.3 *	116.	88.	AG	30.	100.0	0.0	48.0	0.49	5.9
34.	34_SB_67th_Ave_Queue	* 612953.9	971091.0	612955.4	971479.4 *	388.	0.	AG	82.	100.0	0.0	60.0	1.03	19.7
35.	35T_SB_67th_Ave_brid	* 612947.5	970679.9	612950.9	970849.2 *	169.	1.	BR	15.	100.0	0.0	24.0	0.48	8.6
36.	35L_SB_67th_Ave_brid	* 612969.6	970695.5	612967.7	972829.0 *	2133.	360.	BR	32.	100.0	0.0	24.0	1.75	108.4
37.	36T_NB_67th_Ave_brid	* 613005.2	970980.6	613004.4	970822.1 *	159.	180.	BR	14.	100.0	0.0	24.0	0.49	8.1
38.	36L_NB_67th_Ave_brid	* 612988.4	970962.5	612988.7	970646.2 *	316.	180.	BR	15.	100.0	0.0	12.0	0.94	16.1
39.	37_NB_67th_Ave_Queue	* 613003.5	970578.4	613003.0	970369.3 *	209.	180.	AG	63.	100.0	0.0	48.0	0.78	10.6

JOB: SR101L&67thAveTI(2020Existing) RUN: 2020Exist 67thAve TI PM

DATE : 8/27/21
TIME : 9:58: 5

ADDITIONAL QUEUE LINK PARAMETERS

LINK DESCRIPTION	CYCLE LENGTH (SEC)	RED TIME (SEC)	CLEARANCE LOST TIME (SEC)	APPROACH VOL (VPH)	SATURATION FLOW RATE (VPH)	IDLE EM FAC (gm/hr)	SIGNAL TYPE	ARRIVAL RATE
32. 32_EB_67th_offramp_Q*	169	49	5.0	962	1618	8.21	2	3
33. 33_WB_67th_offramp_Q*	163	56	5.0	1523	1266	8.21	2	3
34. 34_SB_67th_Ave_Queue*	163	122	5.0	1793	1676	8.21	2	3
35. 35T_SB_67th_Ave_brid*	169	59	5.0	1050	1780	8.21	2	3
36. 35L_SB_67th_Ave_brid*	169	123	5.0	837	1038	8.21	2	3
37. 36T_NB_67th_Ave_brid*	163	53	5.0	1094	1780	8.21	2	3
38. 36L_NB_67th_Ave_brid*	163	109	5.0	483	1781	8.21	2	3
39. 37_NB_67th_Ave_Queue*	169	121	5.0	1266	1670	8.21	2	3

RECEPTOR LOCATIONS

RECEPTOR	COORDINATES (FT) X	Y	Z
1. R1	613040.0	971848.0	5.9
2. R2	613038.7	971766.0	5.9
3. R3	613037.4	971684.0	5.9
4. R4	613037.5	971602.0	5.9
5. R5	613035.3	971520.1	5.9
6. R6	613035.4	971438.0	5.9
7. R7	613035.4	971356.0	5.9
8. R8	613035.4	971274.0	5.9
9. R9	613034.0	971192.0	5.9
10. R10	613039.7	971110.2	5.9

11. R11	613090.8	971174.1	5.9	
12. R12	613172.8	971175.1	5.9	
13. R13	613254.4	971175.9	5.9	
14. R14	613336.8	971176.6	5.9	
15. R15	613418.8	971177.4	5.9	
16. R16	613500.8	971178.2	5.9	
17. R17	613582.8	971180.6	5.9	
18. R18	613664.8	971180.0	5.9	
19. R19	613746.8	971180.8	5.9	
20. R20	613828.7	971181.6	5.9	
21. R21	613910.8	971182.4	5.9	
22. R22	613992.8	971181.7	5.9	
23. R23	614074.8	971182.5	5.9	
24. R24	614156.8	971184.9	5.9	
25. R25	614238.7	971185.7	5.9	
26. R26	614271.1	970670.5	5.9	
27. R27	614189.3	970663.9	5.9	
28. R28	614107.6	970657.1	5.9	
29. R29	614025.9	970650.4	5.9	
30. R30	613944.1	970643.7	5.9	
31. R31	613862.4	970636.9	5.9	
32. R32	613780.7	970630.2	5.9	
33. R33	613699.0	970623.5	5.9	
34. R34	613617.3	970616.8	5.9	
35. R35	613535.5	970610.0	5.9	
36. R36	613453.8	970603.3	5.9	
37. R37	613372.1	970596.6	5.9	

JOB: SR101L&67thAveTI(2020Existing) RUN: 2020Exist 67thAve TI PM

DATE : 8/27/21
TIME : 9:58: 5

RECEPTOR LOCATIONS

RECEPTOR	COORDINATES (FT) X	Y	Z
38. R38	613290.4	970589.8	5.9
39. R39	613208.6	970583.1	5.9
40. R40	613127.0	970576.4	5.9
41. R41	613034.5	970667.0	5.9
42. R42	613045.2	970569.6	5.9
43. R43	613045.2	970487.6	5.9
44. R44	613045.2	970405.6	5.9
45. R45	613042.2	970323.7	5.9

```
    46. R46                  *    613036.7   970241.9        5.9   *
    47. R47                  *    613035.4   970159.8        5.9   *
    48. R48                  *    613036.7   970077.9        5.9   *
    49. R49                  *    613036.6   969995.9        5.9   *
                                                                                                                                PAGE  4
     JOB: SR101L&67thAveTI(2020Existing)                        RUN: 2020Exist 67thAve TI PM

      MODEL RESULTS
      -------------

      REMARKS : In search of the angle corresponding to
                the maximum concentration, only the first
                angle, of the angles with same maximum
                concentrations, is indicated as maximum.

WIND ANGLE RANGE:   0.-360.

WIND  * CONCENTRATION
ANGLE *      (PPM)
(DEGR)* REC1  REC2  REC3  REC4  REC5  REC6  REC7  REC8  REC9  REC10 REC11 REC12 REC13 REC14 REC15 REC16 REC17 REC18 REC19 REC20
------*-------------------------------------------------------------------------------------------------------------------------
  0.  *   0.0   0.0   0.1   0.1   0.2   0.2   0.2   0.3   0.3   0.3   0.1   0.0   0.0   0.0   0.0   0.0   0.0   0.0   0.0   0.0
 10.  *   0.0   0.0   0.0   0.0   0.1   0.1   0.1   0.1   0.1   0.1   0.0   0.0   0.0   0.0   0.0   0.0   0.0   0.0   0.0   0.0
 20.  *   0.0   0.0   0.0   0.0   0.0   0.0   0.0   0.0   0.0   0.0   0.0   0.0   0.0   0.0   0.0   0.0   0.0   0.0   0.0   0.0
 30.  *   0.0   0.0   0.0   0.0   0.0   0.0   0.0   0.0   0.0   0.0   0.0   0.0   0.0   0.0   0.0   0.0   0.0   0.0   0.0   0.0
 40.  *   0.0   0.0   0.0   0.0   0.0   0.0   0.0   0.0   0.0   0.0   0.0   0.0   0.0   0.0   0.0   0.0   0.0   0.0   0.0   0.0
 50.  *   0.0   0.0   0.0   0.0   0.0   0.0   0.0   0.0   0.0   0.0   0.0   0.0   0.0   0.0   0.0   0.0   0.0   0.0   0.0   0.0
 60.  *   0.0   0.0   0.0   0.0   0.0   0.0   0.0   0.0   0.0   0.0   0.0   0.0   0.0   0.0   0.0   0.0   0.0   0.0   0.0   0.0
 70.  *   0.0   0.0   0.0   0.0   0.0   0.0   0.0   0.0   0.0   0.0   0.0   0.0   0.0   0.0   0.0   0.0   0.0   0.0   0.0   0.0
 80.  *   0.0   0.0   0.0   0.0   0.0   0.0   0.0   0.0   0.0   0.0   0.0   0.0   0.0   0.0   0.0   0.0   0.0   0.0   0.0   0.0
 90.  *   0.0   0.0   0.0   0.0   0.0   0.0   0.0   0.0   0.0   0.0   0.0   0.0   0.0   0.0   0.0   0.0   0.0   0.0   0.0   0.0
100.  *   0.0   0.0   0.0   0.0   0.0   0.0   0.0   0.0   0.0   0.2   0.0   0.0   0.0   0.0   0.0   0.0   0.0   0.0   0.0   0.0
110.  *   0.0   0.0   0.0   0.0   0.0   0.0   0.0   0.1   0.1   0.2   0.1   0.1   0.1   0.2   0.2   0.2   0.2   0.1   0.1   0.0
120.  *   0.0   0.0   0.0   0.0   0.0   0.0   0.0   0.1   0.0   0.2   0.1   0.1   0.1   0.1   0.2   0.2   0.2   0.2   0.2   0.1
130.  *   0.0   0.0   0.0   0.0   0.0   0.0   0.0   0.0   0.0   0.3   0.0   0.0   0.1   0.1   0.1   0.2   0.2   0.2   0.1   0.1
140.  *   0.0   0.0   0.0   0.0   0.0   0.0   0.0   0.0   0.0   0.3   0.0   0.0   0.0   0.1   0.1   0.1   0.1   0.1   0.1   0.1
150.  *   0.0   0.0   0.0   0.0   0.0   0.0   0.0   0.0   0.1   0.3   0.1   0.0   0.0   0.1   0.1   0.1   0.1   0.1   0.1   0.1
160.  *   0.0   0.0   0.0   0.0   0.0   0.0   0.0   0.0   0.0   0.3   0.1   0.1   0.0   0.0   0.1   0.1   0.1   0.1   0.1   0.1
170.  *   0.1   0.1   0.1   0.1   0.1   0.1   0.1   0.0   0.0   0.2   0.1   0.1   0.1   0.0   0.0   0.1   0.1   0.1   0.1   0.1
180.  *   0.3   0.3   0.4   0.3   0.2   0.2   0.2   0.3   0.3   0.3   0.1   0.1   0.1   0.0   0.0   0.1   0.1   0.1   0.1   0.1
190.  *   0.6   0.6   0.6   0.6   0.6   0.7   0.7   0.5   0.4   0.5   0.2   0.1   0.1   0.1   0.0   0.0   0.1   0.1   0.1   0.1
200.  *   0.5   0.6   0.6   0.6   0.7   0.6   0.6   0.7   0.7   0.7   0.3   0.1   0.1   0.1   0.1   0.0   0.0   0.1   0.1   0.1
210.  *   0.4   0.5   0.5   0.6   0.7   0.7   0.7   0.6   0.8   0.6   0.3   0.3   0.1   0.1   0.1   0.1   0.0   0.1   0.1   0.1
220.  *   0.4   0.4   0.4   0.5   0.6   0.7   0.7   0.7   0.7   0.5   0.3   0.3   0.1   0.1   0.1   0.1   0.1   0.0   0.1   0.1
230.  *   0.3   0.4   0.4   0.4   0.5   0.6   0.6   0.6   0.6   0.5   0.2   0.2   0.2   0.1   0.1   0.2   0.1   0.1   0.0   0.0
240.  *   0.2   0.3   0.3   0.3   0.4   0.5   0.5   0.5   0.5   0.5   0.3   0.1   0.1   0.1   0.1   0.2   0.2   0.1   0.1   0.0
250.  *   0.2   0.3   0.3   0.3   0.3   0.5   0.4   0.4   0.4   0.3   0.3   0.1   0.0   0.0   0.0   0.0   0.1   0.1   0.1   0.1
```

260.	*	0.1	0.3	0.3	0.3	0.3	0.4	0.4	0.4	0.4	0.4	0.3	0.3	0.1	0.0	0.0	0.0	0.0	0.0	0.0	0.0
270.	*	0.0	0.3	0.3	0.3	0.3	0.4	0.4	0.4	0.4	0.4	0.3	0.3	0.2	0.0	0.0	0.0	0.0	0.0	0.0	0.0
280.	*	0.0	0.3	0.3	0.3	0.3	0.4	0.4	0.4	0.4	0.4	0.3	0.3	0.2	0.0	0.0	0.0	0.0	0.0	0.0	0.0
290.	*	0.0	0.3	0.3	0.3	0.3	0.4	0.4	0.4	0.5	0.4	0.3	0.3	0.2	0.0	0.0	0.0	0.0	0.0	0.0	0.0
300.	*	0.0	0.3	0.3	0.3	0.3	0.4	0.5	0.5	0.6	0.4	0.3	0.3	0.2	0.0	0.0	0.0	0.0	0.0	0.0	0.0
310.	*	0.1	0.4	0.4	0.4	0.4	0.4	0.5	0.6	0.6	0.5	0.3	0.3	0.1	0.0	0.0	0.0	0.0	0.0	0.0	0.0
320.	*	0.1	0.3	0.4	0.4	0.5	0.5	0.6	0.7	0.7	0.6	0.3	0.3	0.1	0.0	0.0	0.0	0.0	0.0	0.0	0.0
330.	*	0.1	0.3	0.4	0.5	0.5	0.5	0.6	0.6	0.7	0.7	0.3	0.2	0.1	0.0	0.0	0.0	0.0	0.0	0.0	0.0
340.	*	0.1	0.2	0.3	0.5	0.5	0.5	0.5	0.6	0.6	0.6	0.3	0.1	0.0	0.0	0.0	0.0	0.0	0.0	0.0	0.0
350.	*	0.1	0.2	0.3	0.3	0.5	0.5	0.5	0.5	0.6	0.6	0.2	0.0	0.0	0.0	0.0	0.0	0.0	0.0	0.0	0.0
360.	*	0.0	0.0	0.1	0.1	0.2	0.2	0.2	0.3	0.3	0.3	0.1	0.0	0.0	0.0	0.0	0.0	0.0	0.0	0.0	0.0
MAX	*	0.6	0.6	0.6	0.6	0.7	0.7	0.7	0.7	0.8	0.7	0.3	0.3	0.2	0.2	0.2	0.2	0.2	0.2	0.2	0.1
DEGR.	*	190	190	190	190	200	190	190	200	210	200	200	210	230	110	110	110	110	120	120	120

JOB: SR101L&67thAveTI(2020Existing) RUN: 2020Exist 67thAve TI PM

MODEL RESULTS

REMARKS : In search of the angle corresponding to the maximum concentration, only the first angle, of the angles with same maximum concentrations, is indicated as maximum.

WIND ANGLE RANGE: 0.-360.

WIND ANGLE (DEGR)	*	CONCENTRATION (PPM) REC21	REC22	REC23	REC24	REC25	REC26	REC27	REC28	REC29	REC30	REC31	REC32	REC33	REC34	REC35	REC36	REC37	REC38	REC39	REC40
0.	*	0.0	0.0	0.0	0.0	0.0	0.2	0.2	0.2	0.2	0.2	0.2	0.2	0.2	0.2	0.1	0.0	0.1	0.2	0.2	0.2
10.	*	0.0	0.0	0.0	0.0	0.0	0.2	0.2	0.2	0.2	0.2	0.2	0.2	0.2	0.2	0.1	0.1	0.0	0.1	0.2	0.2
20.	*	0.0	0.0	0.0	0.0	0.0	0.2	0.2	0.2	0.2	0.2	0.2	0.2	0.2	0.2	0.2	0.1	0.0	0.1	0.1	0.2
30.	*	0.0	0.0	0.0	0.0	0.0	0.2	0.2	0.2	0.2	0.2	0.2	0.2	0.2	0.2	0.2	0.2	0.1	0.1	0.1	0.1
40.	*	0.0	0.0	0.0	0.0	0.0	0.0	0.2	0.2	0.2	0.2	0.2	0.2	0.2	0.2	0.2	0.2	0.2	0.2	0.1	0.1
50.	*	0.0	0.0	0.0	0.0	0.0	0.0	0.0	0.1	0.2	0.2	0.2	0.2	0.2	0.2	0.2	0.2	0.2	0.3	0.2	0.1
60.	*	0.0	0.0	0.0	0.0	0.0	0.0	0.0	0.0	0.0	0.1	0.2	0.2	0.2	0.2	0.2	0.2	0.2	0.2	0.3	0.2
70.	*	0.0	0.0	0.0	0.0	0.0	0.0	0.0	0.0	0.0	0.0	0.0	0.0	0.0	0.0	0.1	0.2	0.2	0.2	0.2	0.3
80.	*	0.0	0.0	0.0	0.0	0.0	0.0	0.0	0.0	0.0	0.0	0.0	0.0	0.0	0.0	0.0	0.0	0.0	0.0	0.0	0.0
90.	*	0.0	0.0	0.0	0.0	0.0	0.0	0.0	0.0	0.0	0.0	0.0	0.0	0.0	0.0	0.0	0.0	0.0	0.0	0.0	0.0
100.	*	0.0	0.0	0.0	0.0	0.0	0.0	0.0	0.0	0.0	0.0	0.0	0.0	0.0	0.0	0.0	0.0	0.0	0.0	0.0	0.0
110.	*	0.0	0.0	0.0	0.0	0.0	0.0	0.0	0.0	0.0	0.0	0.0	0.0	0.0	0.0	0.0	0.0	0.0	0.0	0.0	0.0
120.	*	0.1	0.1	0.0	0.0	0.0	0.0	0.0	0.0	0.0	0.0	0.0	0.0	0.0	0.0	0.0	0.0	0.0	0.0	0.0	0.0
130.	*	0.1	0.1	0.1	0.1	0.0	0.0	0.0	0.0	0.0	0.0	0.0	0.0	0.0	0.0	0.0	0.0	0.0	0.0	0.0	0.0
140.	*	0.1	0.1	0.1	0.1	0.1	0.0	0.0	0.0	0.0	0.0	0.0	0.0	0.0	0.0	0.0	0.0	0.0	0.0	0.0	0.0

150.	*	0.1	0.1	0.1	0.1	0.1	0.0	0.0	0.0	0.0	0.0	0.0	0.0	0.0	0.0	0.0	0.0	0.0	0.0	0.0	0.0
160.	*	0.1	0.1	0.1	0.1	0.1	0.0	0.0	0.0	0.0	0.0	0.0	0.0	0.0	0.0	0.0	0.0	0.0	0.0	0.0	0.0
170.	*	0.1	0.1	0.1	0.1	0.1	0.0	0.0	0.0	0.0	0.0	0.0	0.0	0.0	0.0	0.0	0.0	0.0	0.0	0.0	0.0
180.	*	0.1	0.1	0.1	0.1	0.1	0.0	0.0	0.0	0.0	0.0	0.0	0.0	0.0	0.0	0.0	0.0	0.0	0.0	0.0	0.0
190.	*	0.1	0.1	0.1	0.1	0.1	0.0	0.0	0.0	0.0	0.0	0.0	0.0	0.0	0.0	0.0	0.0	0.0	0.0	0.0	0.0
200.	*	0.1	0.1	0.1	0.1	0.1	0.0	0.0	0.0	0.0	0.0	0.0	0.0	0.0	0.0	0.0	0.0	0.0	0.0	0.0	0.0
210.	*	0.1	0.1	0.1	0.1	0.1	0.0	0.0	0.0	0.0	0.0	0.0	0.0	0.0	0.0	0.0	0.0	0.0	0.0	0.0	0.1
220.	*	0.1	0.1	0.1	0.1	0.1	0.0	0.0	0.0	0.0	0.0	0.0	0.0	0.0	0.0	0.0	0.0	0.0	0.0	0.0	0.2
230.	*	0.1	0.1	0.1	0.1	0.1	0.0	0.0	0.0	0.0	0.0	0.0	0.0	0.0	0.0	0.0	0.0	0.0	0.0	0.0	0.1
240.	*	0.0	0.0	0.1	0.1	0.1	0.0	0.0	0.0	0.0	0.0	0.0	0.0	0.0	0.0	0.0	0.0	0.0	0.0	0.1	0.1
250.	*	0.1	0.0	0.0	0.0	0.0	0.0	0.0	0.0	0.0	0.0	0.0	0.0	0.0	0.0	0.0	0.0	0.0	0.0	0.1	0.1
260.	*	0.0	0.0	0.0	0.0	0.0	0.0	0.0	0.0	0.0	0.0	0.0	0.0	0.0	0.0	0.0	0.0	0.0	0.0	0.0	0.1
270.	*	0.0	0.0	0.0	0.0	0.0	0.0	0.0	0.0	0.0	0.0	0.0	0.0	0.0	0.0	0.0	0.1	0.0	0.0	0.0	0.0
280.	*	0.0	0.0	0.0	0.0	0.0	0.0	0.0	0.0	0.0	0.0	0.0	0.0	0.0	0.0	0.1	0.1	0.1	0.1	0.0	0.0
290.	*	0.0	0.0	0.0	0.0	0.0	0.2	0.2	0.1	0.0	0.0	0.1	0.1	0.2	0.2	0.2	0.3	0.3	0.1	0.1	0.0
300.	*	0.0	0.0	0.0	0.0	0.0	0.2	0.2	0.2	0.2	0.1	0.0	0.0	0.1	0.2	0.2	0.3	0.3	0.3	0.4	0.4
310.	*	0.0	0.0	0.0	0.0	0.0	0.2	0.2	0.2	0.2	0.2	0.2	0.0	0.0	0.1	0.2	0.2	0.3	0.3	0.3	0.4
320.	*	0.0	0.0	0.0	0.0	0.0	0.2	0.2	0.2	0.2	0.2	0.2	0.2	0.0	0.0	0.1	0.1	0.2	0.2	0.3	0.4
330.	*	0.0	0.0	0.0	0.0	0.0	0.2	0.2	0.2	0.2	0.2	0.2	0.2	0.2	0.0	0.0	0.1	0.2	0.2	0.2	0.4
340.	*	0.0	0.0	0.0	0.0	0.0	0.2	0.2	0.2	0.2	0.2	0.2	0.2	0.2	0.1	0.0	0.0	0.2	0.2	0.2	0.3
350.	*	0.0	0.0	0.0	0.0	0.0	0.2	0.2	0.2	0.2	0.2	0.2	0.2	0.2	0.2	0.0	0.0	0.2	0.2	0.2	0.3
360.	*	0.0	0.0	0.0	0.0	0.0	0.2	0.2	0.2	0.2	0.2	0.2	0.2	0.2	0.2	0.1	0.0	0.1	0.2	0.2	0.2
MAX	*	0.1	0.1	0.1	0.1	0.1	0.2	0.2	0.2	0.2	0.2	0.2	0.2	0.2	0.2	0.2	0.3	0.3	0.3	0.4	0.4
DEGR.	*	120	120	130	130	140	0	0	0	0	0	0	0	0	0	20	290	290	50	300	300

JOB: SR101L&67thAveTI(2020Existing) RUN: 2020Exist 67thAve TI PM

MODEL RESULTS

REMARKS : In search of the angle corresponding to the maximum concentration, only the first angle, of the angles with same maximum concentrations, is indicated as maximum.

WIND ANGLE RANGE: 0.-360.

WIND ANGLE (DEGR)	*	CONCENTRATION (PPM) REC41	REC42	REC43	REC44	REC45	REC46	REC47	REC48	REC49
0.	*	0.5	0.4	0.1	0.2	0.1	0.2	0.1	0.1	0.1
10.	*	0.3	0.2	0.0	0.0	0.0	0.0	0.0	0.0	0.0
20.	*	0.2	0.2	0.0	0.0	0.0	0.0	0.0	0.0	0.0
30.	*	0.2	0.2	0.0	0.0	0.0	0.0	0.0	0.0	0.0

40.	*	0.2	0.1	0.0	0.0	0.0	0.0	0.0	0.0	0.0
50.	*	0.2	0.1	0.0	0.0	0.0	0.0	0.0	0.0	0.0
60.	*	0.1	0.2	0.1	0.0	0.0	0.0	0.0	0.0	0.0
70.	*	0.1	0.3	0.0	0.0	0.0	0.0	0.0	0.0	0.0
80.	*	0.3	0.0	0.0	0.0	0.0	0.0	0.0	0.0	0.0
90.	*	0.1	0.0	0.0	0.0	0.0	0.0	0.0	0.0	0.0
100.	*	0.2	0.0	0.0	0.0	0.0	0.0	0.0	0.0	0.0
110.	*	0.2	0.0	0.0	0.0	0.0	0.0	0.0	0.0	0.0
120.	*	0.2	0.0	0.0	0.0	0.0	0.0	0.0	0.0	0.0
130.	*	0.2	0.0	0.0	0.0	0.0	0.0	0.0	0.0	0.0
140.	*	0.2	0.0	0.0	0.0	0.0	0.0	0.0	0.0	0.0
150.	*	0.2	0.0	0.0	0.0	0.0	0.0	0.0	0.0	0.0
160.	*	0.2	0.0	0.0	0.0	0.0	0.0	0.0	0.0	0.0
170.	*	0.2	0.0	0.0	0.0	0.0	0.0	0.0	0.0	0.0
180.	*	0.3	0.2	0.1	0.1	0.1	0.1	0.1	0.0	0.0
190.	*	0.4	0.2	0.2	0.1	0.1	0.1	0.1	0.1	0.0
200.	*	0.5	0.3	0.2	0.1	0.1	0.1	0.1	0.1	0.1
210.	*	0.4	0.3	0.3	0.1	0.1	0.1	0.1	0.1	0.1
220.	*	0.2	0.3	0.3	0.2	0.1	0.1	0.1	0.1	0.1
230.	*	0.2	0.3	0.3	0.2	0.1	0.1	0.1	0.1	0.1
240.	*	0.3	0.3	0.3	0.2	0.1	0.1	0.1	0.1	0.1
250.	*	0.5	0.3	0.3	0.2	0.1	0.1	0.1	0.1	0.1
260.	*	0.5	0.2	0.3	0.3	0.1	0.1	0.1	0.1	0.1
270.	*	0.4	0.2	0.3	0.3	0.1	0.1	0.1	0.1	0.1
280.	*	0.4	0.3	0.3	0.3	0.1	0.1	0.1	0.1	0.1
290.	*	0.5	0.2	0.3	0.3	0.1	0.1	0.1	0.1	0.1
300.	*	0.5	0.2	0.3	0.3	0.1	0.1	0.1	0.1	0.1
310.	*	0.6	0.4	0.3	0.3	0.1	0.1	0.1	0.1	0.1
320.	*	0.6	0.4	0.4	0.3	0.2	0.1	0.1	0.1	0.1
330.	*	0.6	0.4	0.3	0.3	0.2	0.1	0.1	0.1	0.2
340.	*	0.6	0.4	0.4	0.4	0.3	0.2	0.2	0.1	0.3
350.	*	0.8	0.5	0.4	0.4	0.3	0.3	0.2	0.1	0.1
360.	*	0.5	0.4	0.1	0.2	0.1	0.2	0.1	0.1	0.1
------	*									
MAX	*	0.8	0.5	0.4	0.4	0.3	0.3	0.2	0.1	0.3
DEGR.	*	350	350	320	340	340	350	340	0	340

THE HIGHEST CONCENTRATION OF 0.80 PPM OCCURRED AT RECEPTOR REC9 .

PAGE 7

JOB: SR101L&67thAveTI(2020Existing) RUN: 2020Exist 67thAve TI PM

DATE : 8/27/21
TIME : 9:58: 5

RECEPTOR - LINK MATRIX FOR THE ANGLE PRODUCING
THE MAXIMUM CONCENTRATION FOR EACH RECEPTOR

CO/LINK (PPM)
ANGLE (DEGREES)

LINK #	REC1 190	REC2 190	REC3 190	REC4 190	REC5 200	REC6 190	REC7 190	REC8 200	REC9 210	REC10 200	REC11 200	REC12 210	REC13 230	REC14 110	REC15 110	REC16 110	REC17 110	REC18 120	REC19 120	REC20 120
1	0.0	0.0	0.0	0.0	0.0	0.0	0.0	0.0	0.0	0.0	0.0	0.0	0.0	0.0	0.0	0.0	0.0	0.0	0.0	0.0
2	0.0	0.0	0.0	0.0	0.0	0.0	0.0	0.0	0.0	0.0	0.0	0.0	0.0	0.0	0.0	0.0	0.0	0.0	0.0	0.0
3	0.0	0.0	0.0	0.0	0.0	0.0	0.0	0.0	0.0	0.0	0.0	0.0	0.0	0.0	0.0	0.0	0.0	0.0	0.0	0.0
4	0.0	0.0	0.0	0.0	0.0	0.0	0.0	0.0	0.0	0.0	0.0	0.0	0.0	0.0	0.0	0.0	0.0	0.0	0.0	0.0
5	0.0	0.0	0.0	0.0	0.0	0.0	0.0	0.0	0.1	0.1	0.1	0.1	0.1	0.0	0.0	0.0	0.0	0.0	0.0	0.0
6	0.0	0.0	0.0	0.0	0.0	0.0	0.0	0.0	0.0	0.0	0.0	0.0	0.0	0.1	0.1	0.1	0.1	0.1	0.1	0.1
7	0.0	0.0	0.0	0.0	0.0	0.0	0.0	0.0	0.0	0.0	0.0	0.0	0.0	0.0	0.0	0.0	0.0	0.0	0.0	0.0
8	0.0	0.0	0.0	0.0	0.0	0.0	0.0	0.0	0.0	0.0	0.0	0.0	0.0	0.0	0.0	0.0	0.0	0.0	0.0	0.0
9	0.0	0.0	0.0	0.0	0.0	0.0	0.0	0.0	0.0	0.0	0.0	0.0	0.0	0.0	0.0	0.0	0.0	0.0	0.0	0.0
10	0.0	0.0	0.0	0.0	0.0	0.0	0.0	0.0	0.0	0.0	0.0	0.0	0.0	0.0	0.0	0.0	0.0	0.0	0.0	0.0
11	0.0	0.0	0.0	0.0	0.0	0.0	0.0	0.0	0.0	0.0	0.0	0.0	0.0	0.0	0.0	0.0	0.0	0.0	0.0	0.0
12	0.0	0.0	0.0	0.0	0.0	0.0	0.0	0.0	0.0	0.0	0.0	0.0	0.0	0.0	0.0	0.0	0.0	0.0	0.0	0.0
13	0.0	0.0	0.0	0.0	0.0	0.0	0.0	0.0	0.0	0.0	0.0	0.0	0.0	0.0	0.0	0.0	0.0	0.0	0.0	0.0
14	0.0	0.0	0.0	0.0	0.0	0.0	0.0	0.0	0.0	0.0	0.0	0.0	0.0	0.0	0.0	0.0	0.0	0.0	0.0	0.0
15	0.0	0.0	0.0	0.0	0.0	0.0	0.0	0.0	0.0	0.0	0.0	0.0	0.0	0.1	0.1	0.1	0.1	0.1	0.1	0.0
16	0.0	0.0	0.0	0.0	0.0	0.0	0.0	0.0	0.0	0.0	0.0	0.0	0.0	0.0	0.0	0.0	0.0	0.0	0.0	0.0
17	0.0	0.0	0.0	0.0	0.0	0.0	0.0	0.0	0.0	0.1	0.0	0.0	0.0	0.0	0.0	0.0	0.0	0.0	0.0	0.0
18	0.0	0.0	0.0	0.0	0.0	0.0	0.0	0.0	0.0	0.0	0.0	0.0	0.0	0.0	0.0	0.0	0.0	0.0	0.0	0.0
19	0.0	0.0	0.0	0.0	0.0	0.0	0.0	0.0	0.0	0.0	0.0	0.0	0.0	0.0	0.0	0.0	0.0	0.0	0.0	0.0
20	0.0	0.0	0.0	0.0	0.0	0.0	0.0	0.0	0.0	0.0	0.0	0.0	0.0	0.0	0.0	0.0	0.0	0.0	0.0	0.0
21	0.0	0.0	0.0	0.0	0.0	0.0	0.0	0.0	0.0	0.0	0.0	0.0	0.0	0.0	0.0	0.0	0.0	0.0	0.0	0.0
22	0.0	0.0	0.0	0.0	0.0	0.0	0.0	0.0	0.0	0.0	0.0	0.0	0.0	0.0	0.0	0.0	0.0	0.0	0.0	0.0
23	0.0	0.0	0.0	0.0	0.0	0.0	0.0	0.0	0.0	0.0	0.0	0.0	0.0	0.0	0.0	0.0	0.0	0.0	0.0	0.0
24	0.1	0.1	0.1	0.1	0.1	0.1	0.1	0.1	0.1	0.0	0.0	0.0	0.0	0.0	0.0	0.0	0.0	0.0	0.0	0.0
25	0.0	0.0	0.0	0.0	0.0	0.1	0.1	0.1	0.1	0.1	0.1	0.1	0.1	0.0	0.0	0.0	0.0	0.0	0.0	0.0
26	0.0	0.0	0.0	0.0	0.0	0.0	0.0	0.0	0.0	0.0	0.0	0.0	0.0	0.0	0.0	0.0	0.0	0.0	0.0	0.0
27	0.0	0.0	0.0	0.0	0.0	0.0	0.0	0.0	0.0	0.0	0.0	0.0	0.0	0.0	0.0	0.0	0.0	0.0	0.0	0.0
28	0.0	0.0	0.0	0.0	0.0	0.0	0.0	0.0	0.0	0.0	0.0	0.0	0.0	0.0	0.0	0.0	0.0	0.0	0.0	0.0
29	0.0	0.0	0.0	0.0	0.0	0.0	0.0	0.0	0.0	0.2	0.1	0.1	0.0	0.0	0.0	0.0	0.0	0.0	0.0	0.0
30	0.3	0.3	0.3	0.3	0.3	0.3	0.3	0.3	0.3	0.1	0.0	0.0	0.0	0.0	0.0	0.0	0.0	0.0	0.0	0.0
31	0.0	0.0	0.0	0.0	0.0	0.0	0.0	0.0	0.0	0.0	0.0	0.0	0.0	0.0	0.0	0.0	0.0	0.0	0.0	0.0
32	0.0	0.0	0.0	0.0	0.0	0.0	0.0	0.0	0.0	0.0	0.0	0.0	0.0	0.0	0.0	0.0	0.0	0.0	0.0	0.0
33	0.0	0.0	0.0	0.0	0.0	0.0	0.0	0.0	0.0	0.0	0.0	0.0	0.0	0.0	0.0	0.0	0.0	0.0	0.0	0.0
34	0.1	0.1	0.1	0.1	0.2	0.1	0.1	0.1	0.1	0.0	0.0	0.0	0.0	0.0	0.0	0.0	0.0	0.0	0.0	0.0
35	0.0	0.0	0.0	0.0	0.0	0.0	0.0	0.0	0.0	0.0	0.0	0.0	0.0	0.0	0.0	0.0	0.0	0.0	0.0	0.0
36	0.1	0.1	0.1	0.1	0.1	0.1	0.1	0.1	0.1	0.1	0.0	0.0	0.0	0.0	0.0	0.0	0.0	0.0	0.0	0.0
37	0.0	0.0	0.0	0.0	0.0	0.0	0.0	0.0	0.0	0.0	0.0	0.0	0.0	0.0	0.0	0.0	0.0	0.0	0.0	0.0
38	0.0	0.0	0.0	0.0	0.0	0.0	0.0	0.0	0.0	0.0	0.0	0.0	0.0	0.0	0.0	0.0	0.0	0.0	0.0	0.0
39	0.0	0.0	0.0	0.0	0.0	0.0	0.0	0.0	0.0	0.0	0.0	0.0	0.0	0.0	0.0	0.0	0.0	0.0	0.0	0.0

DATE : 8/27/21
TIME : 9:58: 5

RECEPTOR - LINK MATRIX FOR THE ANGLE PRODUCING
THE MAXIMUM CONCENTRATION FOR EACH RECEPTOR

CO/LINK (PPM)
ANGLE (DEGREES)

LINK #	REC21	REC22	REC23	REC24	REC25	REC26	REC27	REC28	REC29	REC30	REC31	REC32	REC33	REC34	REC35	REC36	REC37	REC38	REC39	REC40
	120	120	130	130	140	0	0	0	0	0	0	0	0	0	20	290	290	50	300	300
1	0.0	0.0	0.0	0.0	0.0	0.0	0.0	0.0	0.0	0.0	0.0	0.0	0.0	0.0	0.0	0.0	0.0	0.0	0.0	0.0
2	0.0	0.0	0.0	0.0	0.0	0.0	0.0	0.0	0.0	0.0	0.0	0.0	0.0	0.0	0.0	0.1	0.1	0.0	0.1	0.0
3	0.0	0.0	0.0	0.0	0.0	0.1	0.1	0.1	0.1	0.1	0.1	0.1	0.1	0.1	0.1	0.0	0.0	0.1	0.0	0.0
4	0.0	0.0	0.0	0.0	0.0	0.0	0.0	0.0	0.0	0.0	0.0	0.0	0.0	0.0	0.0	0.0	0.0	0.0	0.0	0.0
5	0.0	0.0	0.0	0.0	0.0	0.0	0.0	0.0	0.0	0.0	0.0	0.0	0.0	0.0	0.0	0.1	0.1	0.0	0.1	0.1
6	0.1	0.1	0.1	0.1	0.1	0.1	0.1	0.1	0.1	0.1	0.1	0.1	0.1	0.1	0.1	0.0	0.0	0.1	0.0	0.0
7	0.0	0.0	0.0	0.0	0.0	0.0	0.0	0.0	0.0	0.0	0.0	0.0	0.0	0.0	0.0	0.0	0.0	0.0	0.0	0.0
8	0.0	0.0	0.0	0.0	0.0	0.0	0.0	0.0	0.0	0.0	0.0	0.0	0.0	0.0	0.0	0.0	0.0	0.0	0.0	0.0
9	0.0	0.0	0.0	0.0	0.0	0.0	0.0	0.0	0.0	0.0	0.0	0.0	0.0	0.0	0.0	0.0	0.0	0.0	0.0	0.0
10	0.0	0.0	0.0	0.0	0.0	0.0	0.0	0.0	0.0	0.0	0.0	0.0	0.0	0.0	0.0	0.0	0.0	0.0	0.0	0.0
11	0.0	0.0	0.0	0.0	0.0	0.0	0.0	0.0	0.0	0.0	0.0	0.0	0.0	0.0	0.0	0.0	0.0	0.0	0.0	0.0
12	0.0	0.0	0.0	0.0	0.0	0.0	0.0	0.0	0.0	0.0	0.0	0.0	0.0	0.0	0.0	0.1	0.1	0.1	0.1	0.1
13	0.0	0.0	0.0	0.0	0.0	0.0	0.0	0.0	0.0	0.0	0.0	0.0	0.0	0.0	0.0	0.0	0.0	0.0	0.0	0.0
14	0.0	0.0	0.0	0.0	0.0	0.0	0.0	0.0	0.0	0.0	0.0	0.0	0.0	0.0	0.0	0.0	0.0	0.0	0.0	0.0
15	0.0	0.0	0.0	0.0	0.0	0.0	0.0	0.0	0.0	0.0	0.0	0.0	0.0	0.0	0.0	0.0	0.0	0.0	0.0	0.0
16	0.0	0.0	0.0	0.0	0.0	0.0	0.0	0.0	0.0	0.0	0.0	0.0	0.0	0.0	0.0	0.0	0.0	0.0	0.0	0.0
17	0.0	0.0	0.0	0.0	0.0	0.0	0.0	0.0	0.0	0.0	0.0	0.0	0.0	0.0	0.0	0.0	0.0	0.0	0.0	0.0
18	0.0	0.0	0.0	0.0	0.0	0.0	0.0	0.0	0.0	0.0	0.0	0.0	0.0	0.0	0.0	0.0	0.0	0.0	0.0	0.0
19	0.0	0.0	0.0	0.0	0.0	0.0	0.0	0.0	0.0	0.0	0.0	0.0	0.0	0.0	0.0	0.0	0.0	0.0	0.0	0.0
20	0.0	0.0	0.0	0.0	0.0	0.0	0.0	0.0	0.0	0.0	0.0	0.0	0.0	0.0	0.0	0.0	0.0	0.0	0.0	0.0
21	0.0	0.0	0.0	0.0	0.0	0.0	0.0	0.0	0.0	0.0	0.0	0.0	0.0	0.0	0.0	0.0	0.0	0.0	0.0	0.0
22	0.0	0.0	0.0	0.0	0.0	0.0	0.0	0.0	0.0	0.0	0.0	0.0	0.0	0.0	0.0	0.0	0.0	0.0	0.0	0.0
23	0.0	0.0	0.0	0.0	0.0	0.0	0.0	0.0	0.0	0.0	0.0	0.0	0.0	0.0	0.0	0.0	0.0	0.0	0.0	0.0
24	0.0	0.0	0.0	0.0	0.0	0.0	0.0	0.0	0.0	0.0	0.0	0.0	0.0	0.0	0.0	0.0	0.0	0.0	0.0	0.0
25	0.0	0.0	0.0	0.0	0.0	0.0	0.0	0.0	0.0	0.0	0.0	0.0	0.0	0.0	0.0	0.0	0.0	0.0	0.1	0.1
26	0.0	0.0	0.0	0.0	0.0	0.0	0.0	0.0	0.0	0.0	0.0	0.0	0.0	0.0	0.0	0.0	0.0	0.0	0.0	0.0
27	0.0	0.0	0.0	0.0	0.0	0.0	0.0	0.0	0.0	0.0	0.0	0.0	0.0	0.0	0.0	0.0	0.0	0.0	0.0	0.0
28	0.0	0.0	0.0	0.0	0.0	0.0	0.0	0.0	0.0	0.0	0.0	0.0	0.0	0.0	0.0	0.0	0.0	0.0	0.0	0.0
29	0.0	0.0	0.0	0.0	0.0	0.0	0.0	0.0	0.0	0.0	0.0	0.0	0.0	0.0	0.0	0.0	0.0	0.0	0.0	0.1
30	0.0	0.0	0.0	0.0	0.0	0.0	0.0	0.0	0.0	0.0	0.0	0.0	0.0	0.0	0.0	0.0	0.0	0.0	0.0	0.0
31	0.0	0.0	0.0	0.0	0.0	0.0	0.0	0.0	0.0	0.0	0.0	0.0	0.0	0.0	0.0	0.0	0.0	0.0	0.0	0.0
32	0.0	0.0	0.0	0.0	0.0	0.0	0.0	0.0	0.0	0.0	0.0	0.0	0.0	0.0	0.0	0.0	0.0	0.0	0.0	0.0
33	0.0	0.0	0.0	0.0	0.0	0.0	0.0	0.0	0.0	0.0	0.0	0.0	0.0	0.0	0.0	0.0	0.0	0.0	0.0	0.0
34	0.0	0.0	0.0	0.0	0.0	0.0	0.0	0.0	0.0	0.0	0.0	0.0	0.0	0.0	0.0	0.0	0.0	0.0	0.0	0.0

35	*	0.0	0.0	0.0	0.0	0.0	0.0	0.0	0.0	0.0	0.0	0.0	0.0	0.0	0.0	0.0	0.0	0.0	0.0	0.0	0.0
36	*	0.0	0.0	0.0	0.0	0.0	0.0	0.0	0.0	0.0	0.0	0.0	0.0	0.0	0.0	0.0	0.0	0.0	0.0	0.0	0.0
37	*	0.0	0.0	0.0	0.0	0.0	0.0	0.0	0.0	0.0	0.0	0.0	0.0	0.0	0.0	0.0	0.0	0.0	0.0	0.0	0.0
38	*	0.0	0.0	0.0	0.0	0.0	0.0	0.0	0.0	0.0	0.0	0.0	0.0	0.0	0.0	0.0	0.0	0.0	0.0	0.0	0.0
39	*	0.0	0.0	0.0	0.0	0.0	0.0	0.0	0.0	0.0	0.0	0.0	0.0	0.0	0.0	0.0	0.0	0.0	0.0	0.0	0.0

JOB: SR101L&67thAveTI(2020Existing) RUN: 2020Exist 67thAve TI PM

DATE : 8/27/21
TIME : 9:58: 5

RECEPTOR - LINK MATRIX FOR THE ANGLE PRODUCING
THE MAXIMUM CONCENTRATION FOR EACH RECEPTOR

* CO/LINK (PPM)
* ANGLE (DEGREES)

LINK #	*	REC41 350	REC42 350	REC43 320	REC44 340	REC45 340	REC46 350	REC47 340	REC48 0	REC49 340
1	*	0.0	0.0	0.0	0.0	0.0	0.0	0.0	0.0	0.0
2	*	0.1	0.0	0.0	0.0	0.0	0.0	0.0	0.0	0.0
3	*	0.0	0.0	0.0	0.0	0.0	0.0	0.0	0.0	0.0
4	*	0.0	0.0	0.0	0.0	0.0	0.0	0.0	0.0	0.0
5	*	0.1	0.1	0.0	0.0	0.0	0.0	0.0	0.0	0.0
6	*	0.0	0.0	0.0	0.0	0.0	0.0	0.0	0.0	0.0
7	*	0.0	0.0	0.0	0.0	0.0	0.0	0.0	0.0	0.0
8	*	0.0	0.0	0.0	0.0	0.0	0.0	0.0	0.0	0.0
9	*	0.0	0.0	0.0	0.0	0.0	0.0	0.0	0.0	0.0
10	*	0.0	0.0	0.0	0.0	0.0	0.0	0.0	0.0	0.0
11	*	0.0	0.0	0.0	0.0	0.0	0.0	0.0	0.0	0.0
12	*	0.0	0.1	0.0	0.0	0.0	0.0	0.0	0.0	0.0
13	*	0.0	0.0	0.0	0.0	0.0	0.0	0.0	0.0	0.0
14	*	0.0	0.0	0.0	0.0	0.0	0.0	0.0	0.0	0.0
15	*	0.0	0.0	0.0	0.0	0.0	0.0	0.0	0.0	0.0
16	*	0.0	0.0	0.0	0.0	0.0	0.0	0.0	0.0	0.0
17	*	0.0	0.0	0.0	0.0	0.0	0.0	0.0	0.0	0.0
18	*	0.0	0.0	0.0	0.0	0.0	0.0	0.0	0.0	0.0
19	*	0.0	0.0	0.0	0.0	0.0	0.0	0.0	0.0	0.0
20	*	0.0	0.0	0.0	0.0	0.0	0.0	0.0	0.0	0.0
21	*	0.0	0.0	0.0	0.0	0.0	0.0	0.0	0.0	0.0
22	*	0.0	0.0	0.0	0.0	0.0	0.0	0.0	0.0	0.0
23	*	0.0	0.0	0.0	0.0	0.0	0.0	0.0	0.0	0.0
24	*	0.1	0.0	0.0	0.0	0.0	0.0	0.0	0.0	0.0
25	*	0.1	0.1	0.1	0.1	0.0	0.1	0.0	0.0	0.0
26	*	0.0	0.0	0.0	0.0	0.0	0.0	0.0	0.0	0.1
27	*	0.0	0.0	0.0	0.0	0.0	0.0	0.0	0.0	0.0

28	*	0.0	0.0	0.1	0.1	0.1	0.1	0.2	0.1	0.2
29	*	0.2	0.1	0.0	0.0	0.0	0.0	0.0	0.0	0.0
30	*	0.1	0.0	0.0	0.0	0.0	0.0	0.0	0.0	0.0
31	*	0.0	0.0	0.0	0.0	0.0	0.0	0.0	0.0	0.0
32	*	0.0	0.0	0.0	0.0	0.0	0.0	0.0	0.0	0.0
33	*	0.0	0.0	0.0	0.0	0.0	0.0	0.0	0.0	0.0
34	*	0.0	0.0	0.0	0.0	0.0	0.0	0.0	0.0	0.0
35	*	0.0	0.0	0.0	0.0	0.0	0.0	0.0	0.0	0.0
36	*	0.1	0.1	0.0	0.0	0.0	0.0	0.0	0.0	0.0
37	*	0.0	0.0	0.0	0.0	0.0	0.0	0.0	0.0	0.0
38	*	0.0	0.0	0.0	0.0	0.0	0.0	0.0	0.0	0.0
39	*	0.0	0.0	0.2	0.2	0.2	0.1	0.0	0.0	0.0

CAL3QHC: LINE SOURCE DISPERSION MODEL - VERSION 2.0 Dated 95221 PAGE 1

JOB: SR101L&67thAveTI(2020Existing) RUN: 2020Exist 67thAve TI PM

DATE : 8/27/21
TIME : 9:58:13

The MODE flag has been set to C for calculating CO averages.

SITE & METEOROLOGICAL VARIABLES

VS = 0.0 CM/S VD = 0.0 CM/S Z0 = 108. CM
U = 1.0 M/S CLAS = 4 (D) ATIM = 60. MINUTES MIXH = 1000. M AMB = 0.0 PPM

LINK VARIABLES

	LINK DESCRIPTION	LINK COORDINATES (FT) X1	Y1	X2	Y2	LENGTH (FT)	BRG (DEG)	TYPE	VPH	EF (G/MI)	H (FT)	W (FT)	V/C	QUEUE (VEH)
1.	1_SR101_EB_ML_S1	611363.2	970723.0	612413.8	970773.2	1052.	87.	DP	4455.	1.7	-15.0	68.0		
2.	2_SR101_EB_ML_S2	612413.8	970773.2	613432.4	970822.5	1020.	87.	DP	4455.	1.7	-20.0	68.0		
3.	3_SR101_EB_ML_S3	613432.4	970822.5	614514.4	970872.8	1083.	87.	DP	4455.	1.7	-15.0	68.0		
4.	4_SR101_WB_ML_S1	612408.8	970842.7	611362.7	970792.4	1047.	267.	DP	5880.	1.8	-15.0	68.0		
5.	5_SR101_WB_ML_S2	613426.6	970891.7	612408.8	970842.7	1019.	267.	DP	5880.	1.8	-20.0	68.0		
6.	6_SR101_WB_ML_S3	614511.4	970942.6	613426.6	970891.7	1086.	267.	DP	5880.	1.8	-15.0	68.0		
7.	7_EB_frontage_road_S	611369.8	970576.8	612441.6	970592.7	1072.	89.	AG	347.	2.3	0.0	44.0		
8.	8_EB_frontage_road_S	612441.0	970607.9	612967.6	970618.0	527.	89.	AG	962.	2.3	0.0	68.0		
9.	9_EB_67th Ave offram	612885.9	970602.7	612938.7	970557.3	70.	131.	AG	0.	1.8	0.0	32.0		
10.	10_EB_67th_Ave_offra	611366.5	970682.2	612440.9	970619.7	1076.	93.	DP	573.	2.6	-10.0	32.0		
11.	11_67th_Ave_NB_onram	613018.9	970553.2	613072.6	970621.1	87.	38.	AG	283.	1.9	0.0	32.0		
12.	12_EB_67th_Ave_onram	612972.0	970632.3	613386.7	970659.1	416.	86.	AG	1487.	2.3	0.0	56.0		
13.	13_EB_67th_Ave_onram	613385.5	970671.2	614515.5	970831.3	1141.	82.	DP	974.	1.8	-10.0	44.0		
14.	14_EB_frontage_road_	613387.3	970645.6	614518.9	970720.9	1134.	86.	AG	441.	2.3	0.0	44.0		
15.	15_WB_67th_Ave_offra	614507.5	970995.8	613531.5	971056.2	978.	274.	DP	1238.	3.6	-10.0	32.0		
16.	16_WB_frontage_road_	614518.6	971111.4	613534.4	971079.4	985.	268.	AG	194.	2.3	0.0	32.0		
17.	17_WB_67th_Ave_offra	613531.5	971056.2	612981.4	971043.2	550.	269.	AG	1238.	2.9	0.0	44.0		
18.	18_WB_frontage_road_	613534.3	971078.9	612985.6	971064.3	549.	268.	AG	194.	2.9	0.0	44.0		
19.	19_WB_67th_Ave_offra	613075.6	971073.4	613014.1	971113.8	74.	303.	AG	514.	2.1	0.0	32.0		
20.	20_WB_67th_Ave_onram	612932.7	971133.8	612877.7	971050.2	100.	213.	AG	461.	2.0	0.0	32.0		
21.	21_WB_67th_Ave_onram	612979.5	971043.7	612571.4	971010.8	409.	265.	AG	944.	1.9	0.0	56.0		
22.	22_WB_frontage_road_	612570.9	971023.6	611359.9	970946.4	1213.	266.	AG	526.	2.6	0.0	44.0		
23.	23_WB_67th_Ave_onram	612572.6	970997.4	611363.7	970838.7	1219.	263.	DP	389.	1.7	-10.0	44.0		
24.	24_SB_67th_Ave_S1	612958.2	971834.8	612960.2	971063.4	771.	180.	AG	1793.	3.4	0.0	56.0		
25.	25_SB_67th_Ave_S2	612960.2	971063.4	612948.7	970613.7	450.	181.	BR	1886.	3.5	0.0	68.0		
26.	26_SB_67th_Ave_S3	612948.7	970613.7	612952.8	969931.1	683.	180.	AG	1050.	2.5	0.0	44.0		
27.	27_SB_67th_Ave_left	612971.1	970692.7	613065.6	970636.9	110.	121.	AG	837.	2.0	0.0	44.0		
28.	28_NB_67th_Ave_S1	613001.7	969939.4	613001.0	970612.9	673.	360.	AG	1266.	2.9	0.0	44.0		

```
 29. 29_NB_67th_Ave_S2   * 613001.0  970612.9  613003.3  971063.0 *     450.     0. BR   1577.   3.2   0.0 56.0
 30. 30_NB_67th_Ave_S3   * 613003.3  971063.0  613002.5  971831.7 *     769.   360. AG   2064.   3.7   0.0 44.0
 31. 31_NB_67th_Ave_left * 612986.5  970989.7  612914.2  971034.2 *      85.   302. AG    483.   2.1   0.0 32.0
 32. 32_EB_67th_offramp_Q* 612912.2  970616.4  612848.0  970613.5 *      64.   267. AG     26. 100.0   0.0 48.0 0.22   3.3
 33. 33_WB_67th_offramp_Q* 613039.7  971055.1  613156.0  971058.3 *     116.    88. AG     30. 100.0   0.0 48.0 0.49   5.9
 34. 34_SB_67th_Ave_Queue* 612953.9  971091.0  612955.4  971479.4 *     388.     0. AG     82. 100.0   0.0 60.0 1.03  19.7
 35. 35T_SB_67th_Ave_brid* 612947.5  970679.9  612950.9  970849.2 *     169.     1. BR     15. 100.0   0.0 24.0 0.48   8.6
 36. 35L_SB_67th_Ave_brid* 612969.6  970695.5  612967.7  972829.0 *    2133.   360. BR     32. 100.0   0.0 24.0 1.75 108.4
 37. 36T_NB_67th_Ave_brid* 613005.2  970980.6  613004.4  970822.1 *     159.   180. BR     14. 100.0   0.0 24.0 0.49   8.1
 38. 36L_NB_67th_Ave_brid* 612988.4  970962.5  612988.7  970646.2 *     316.   180. BR     15. 100.0   0.0 12.0 0.94  16.1
 39. 37_NB_67th_Ave_Queue* 613003.5  970578.4  613003.0  970369.3 *     209.   180. AG     63. 100.0   0.0 48.0 0.78  10.6
                                                                                                          PAGE  2
 JOB: SR101L&67thAveTI(2020Existing)                        RUN: 2020Exist 67thAve TI PM

 DATE :  8/27/21
 TIME :  9:58:13

  ADDITIONAL QUEUE LINK PARAMETERS
  --------------------------------
    LINK DESCRIPTION     *    CYCLE    RED     CLEARANCE  APPROACH  SATURATION   IDLE   SIGNAL   ARRIVAL
                         *    LENGTH   TIME    LOST TIME    VOL     FLOW RATE   EM FAC   TYPE     RATE
                         *     (SEC)   (SEC)    (SEC)      (VPH)      (VPH)    (gm/hr)
 ------------------------*-------------------------------- --------- ------------------- -----------------
 32. 32_EB_67th_offramp_Q*     169       49       5.0       962       1618       8.21      2        3
 33. 33_WB_67th_offramp_Q*     163       56       5.0      1523       1266       8.21      2        3
 34. 34_SB_67th_Ave_Queue*     163      122       5.0      1793       1676       8.21      2        3
 35. 35T_SB_67th_Ave_brid*     169       59       5.0      1050       1780       8.21      2        3
 36. 35L_SB_67th_Ave_brid*     169      123       5.0       837       1038       8.21      2        3
 37. 36T_NB_67th_Ave_brid*     163       53       5.0      1094       1780       8.21      2        3
 38. 36L_NB_67th_Ave_brid*     163      109       5.0       483       1781       8.21      2        3
 39. 37_NB_67th_Ave_Queue*     169      121       5.0      1266       1670       8.21      2        3

  RECEPTOR LOCATIONS
  ------------------
                         *          COORDINATES (FT)          *
    RECEPTOR             *      X          Y          Z       *
-------------------------*-------------------------------------*
 1. R50                  *    612918.8   969988.0        5.9   *
 2. R51                  *    612920.1   970070.0        5.9   *
 3. R52                  *    612921.4   970152.0        5.9   *
 4. R53                  *    612925.2   970233.9        5.9   *
 5. R54                  *    612925.2   970317.3        5.9   *
 6. R55                  *    612925.2   970399.3        5.9   *
 7. R56                  *    612925.2   970481.4        5.9   *
 8. R57                  *    612925.2   970563.3        5.9   *
 9. R58                  *    612917.9   970660.5        5.9   *
10. R59                  *    612843.2   970564.3        5.9   *
```

11. R60	*	612761.2	970563.6	5.9 *
12. R61	*	612679.2	970563.0	5.9 *
13. R62	*	612597.2	970562.3	5.9 *
14. R63	*	612515.2	970561.5	5.9 *
15. R64	*	612433.2	970560.9	5.9 *
16. R65	*	612351.2	970560.2	5.9 *
17. R66	*	612269.3	970559.5	5.9 *
18. R67	*	612187.2	970558.9	5.9 *
19. R68	*	612105.3	970558.2	5.9 *
20. R69	*	612023.3	970557.5	5.9 *
21. R70	*	611941.4	970551.8	5.9 *
22. R71	*	611859.5	970551.0	5.9 *
23. R72	*	611777.5	970550.3	5.9 *
24. R73	*	611695.4	970549.5	5.9 *
25. R74	*	612922.6	971822.9	5.9 *
26. R75	*	612921.4	971741.0	5.9 *
27. R76	*	612920.1	971659.0	5.9 *
28. R77	*	612917.4	971577.1	5.9 *
29. R78	*	612918.5	971495.0	5.9 *
30. R79	*	612917.3	971413.0	5.9 *
31. R80	*	612913.6	971331.2	5.9 *
32. R81	*	612901.4	971250.6	5.9 *
33. R82	*	612900.1	971168.6	5.9 *
34. R83	*	612898.8	971086.7	5.9 *
35. R84	*	612837.2	971301.6	5.9 *
36. R85	*	612760.6	971272.2	5.9 *
37. R86	*	612762.4	971190.2	5.9 *

JOB: SR101L&67thAveTI(2020Existing) RUN: 2020Exist 67thAve TI PM

DATE : 8/27/21
TIME : 9:58:13

RECEPTOR LOCATIONS

RECEPTOR	*	COORDINATES (FT) X	Y	Z *
38. R87	*	612680.5	971173.9	5.9 *
39. R88	*	612599.0	971165.2	5.9 *
40. R89	*	612517.4	971156.6	5.9 *
41. R90	*	612435.9	971148.0	5.9 *
42. R91	*	612354.2	971140.9	5.9 *
43. R92	*	612272.8	971130.8	5.9 *
44. R93	*	612191.2	971122.1	5.9 *
45. R94	*	612109.7	971113.4	5.9 *

```
    46. R95                  *    612028.2   971104.8        5.9   *
    47. R96                  *    611946.6   971096.2        5.9   *
    48. R97                  *    611865.2   971087.5        5.9   *
    49. R98                  *    611783.6   971078.9        5.9   *
    50. R99                  *    611700.6   971071.6        5.9   *
                                                                                                                                PAGE  4
     JOB: SR101L&67thAveTI(2020Existing)                        RUN: 2020Exist 67thAve TI PM

      MODEL RESULTS
      -------------

      REMARKS : In search of the angle corresponding to
                the maximum concentration, only the first
                angle, of the angles with same maximum
                concentrations, is indicated as maximum.

WIND ANGLE RANGE:   0.-360.
```

WIND ANGLE (DEGR)	* CONCENTRATION (PPM) REC1	REC2	REC3	REC4	REC5	REC6	REC7	REC8	REC9	REC10	REC11	REC12	REC13	REC14	REC15	REC16	REC17	REC18	REC19	REC20
0.	0.1	0.1	0.1	0.1	0.2	0.2	0.2	0.5	0.7	0.2	0.2	0.2	0.2	0.2	0.0	0.1	0.2	0.2	0.2	0.2
10.	0.2	0.2	0.1	0.2	0.2	0.3	0.3	0.7	0.8	0.3	0.2	0.2	0.2	0.2	0.0	0.0	0.2	0.2	0.2	0.2
20.	0.2	0.2	0.2	0.3	0.3	0.3	0.3	0.5	0.7	0.3	0.2	0.2	0.2	0.2	0.1	0.0	0.0	0.2	0.2	0.2
30.	0.2	0.2	0.2	0.3	0.3	0.3	0.2	0.4	0.7	0.5	0.3	0.2	0.2	0.2	0.1	0.1	0.0	0.1	0.2	0.2
40.	0.2	0.2	0.2	0.2	0.3	0.3	0.3	0.4	0.7	0.5	0.3	0.3	0.2	0.3	0.3	0.1	0.1	0.0	0.1	0.2
50.	0.2	0.2	0.2	0.2	0.3	0.3	0.3	0.3	0.5	0.4	0.4	0.4	0.3	0.3	0.3	0.2	0.1	0.1	0.0	0.1
60.	0.2	0.2	0.2	0.2	0.2	0.3	0.3	0.2	0.5	0.2	0.2	0.4	0.3	0.3	0.3	0.2	0.2	0.2	0.1	0.1
70.	0.2	0.2	0.2	0.2	0.2	0.3	0.3	0.4	0.5	0.2	0.1	0.1	0.1	0.1	0.1	0.1	0.2	0.2	0.2	0.1
80.	0.2	0.2	0.2	0.2	0.2	0.3	0.3	0.4	0.5	0.1	0.0	0.1	0.1	0.1	0.1	0.1	0.0	0.0	0.0	0.0
90.	0.2	0.2	0.2	0.2	0.2	0.3	0.3	0.3	0.4	0.0	0.0	0.0	0.0	0.0	0.0	0.0	0.0	0.0	0.0	0.0
100.	0.2	0.2	0.2	0.2	0.2	0.3	0.3	0.3	0.4	0.1	0.0	0.0	0.0	0.0	0.0	0.0	0.0	0.0	0.0	0.0
110.	0.1	0.2	0.2	0.2	0.2	0.3	0.3	0.3	0.4	0.1	0.0	0.0	0.0	0.0	0.0	0.0	0.0	0.0	0.0	0.0
120.	0.1	0.2	0.2	0.2	0.2	0.2	0.3	0.3	0.3	0.1	0.0	0.0	0.0	0.0	0.0	0.0	0.0	0.0	0.0	0.0
130.	0.1	0.2	0.2	0.2	0.2	0.2	0.3	0.3	0.2	0.1	0.0	0.0	0.0	0.0	0.0	0.0	0.0	0.0	0.0	0.0
140.	0.1	0.2	0.2	0.2	0.2	0.2	0.3	0.3	0.4	0.0	0.0	0.0	0.0	0.0	0.0	0.0	0.0	0.0	0.0	0.0
150.	0.1	0.1	0.2	0.2	0.2	0.2	0.3	0.3	0.6	0.0	0.0	0.0	0.0	0.0	0.0	0.0	0.0	0.0	0.0	0.0
160.	0.0	0.1	0.1	0.2	0.2	0.2	0.2	0.3	0.5	0.0	0.0	0.0	0.0	0.0	0.0	0.0	0.0	0.0	0.0	0.0
170.	0.0	0.1	0.1	0.1	0.1	0.2	0.2	0.2	0.4	0.0	0.0	0.0	0.0	0.0	0.0	0.0	0.0	0.0	0.0	0.0
180.	0.0	0.0	0.1	0.1	0.1	0.1	0.1	0.1	0.3	0.0	0.0	0.0	0.0	0.0	0.0	0.0	0.0	0.0	0.0	0.0
190.	0.0	0.0	0.0	0.0	0.0	0.0	0.1	0.1	0.2	0.0	0.0	0.0	0.0	0.0	0.0	0.0	0.0	0.0	0.0	0.0
200.	0.0	0.0	0.0	0.0	0.0	0.0	0.0	0.0	0.1	0.0	0.0	0.0	0.0	0.0	0.0	0.0	0.0	0.0	0.0	0.0
210.	0.0	0.0	0.0	0.0	0.0	0.0	0.0	0.0	0.2	0.0	0.0	0.0	0.0	0.0	0.0	0.0	0.0	0.0	0.0	0.0
220.	0.0	0.0	0.0	0.0	0.0	0.0	0.0	0.0	0.2	0.0	0.0	0.0	0.0	0.0	0.0	0.0	0.0	0.0	0.0	0.0
230.	0.0	0.0	0.0	0.0	0.0	0.0	0.0	0.0	0.2	0.0	0.0	0.0	0.0	0.0	0.0	0.0	0.0	0.0	0.0	0.0
240.	0.0	0.0	0.0	0.0	0.0	0.0	0.0	0.0	0.1	0.0	0.0	0.0	0.0	0.0	0.0	0.0	0.0	0.0	0.0	0.0

250.	*	0.0	0.0	0.0	0.0	0.0	0.0	0.0	0.0	0.1	0.0	0.0	0.0	0.0	0.0	0.0	0.0	0.0	0.0	0.0	0.0
260.	*	0.0	0.0	0.0	0.0	0.0	0.0	0.0	0.0	0.1	0.0	0.0	0.0	0.0	0.0	0.0	0.0	0.0	0.0	0.0	0.0
270.	*	0.0	0.0	0.0	0.0	0.0	0.0	0.0	0.0	0.0	0.0	0.0	0.0	0.0	0.0	0.0	0.0	0.0	0.0	0.0	0.0
280.	*	0.0	0.0	0.0	0.0	0.0	0.0	0.0	0.1	0.1	0.1	0.1	0.1	0.0	0.0	0.0	0.0	0.0	0.0	0.0	0.0
290.	*	0.0	0.0	0.0	0.0	0.0	0.0	0.1	0.2	0.1	0.2	0.3	0.3	0.3	0.2	0.2	0.2	0.2	0.2	0.2	0.1
300.	*	0.0	0.0	0.0	0.0	0.0	0.0	0.0	0.1	0.2	0.1	0.2	0.2	0.3	0.2	0.2	0.2	0.2	0.2	0.2	0.2
310.	*	0.0	0.0	0.0	0.0	0.0	0.0	0.0	0.2	0.2	0.1	0.1	0.1	0.2	0.2	0.2	0.2	0.2	0.2	0.2	0.2
320.	*	0.0	0.0	0.0	0.0	0.0	0.0	0.0	0.2	0.2	0.2	0.1	0.1	0.1	0.2	0.2	0.2	0.2	0.2	0.2	0.2
330.	*	0.0	0.0	0.0	0.0	0.0	0.0	0.0	0.2	0.2	0.2	0.2	0.1	0.1	0.1	0.2	0.2	0.2	0.2	0.2	0.2
340.	*	0.0	0.0	0.0	0.0	0.0	0.0	0.0	0.1	0.3	0.1	0.2	0.2	0.1	0.1	0.1	0.1	0.2	0.2	0.2	0.2
350.	*	0.0	0.0	0.0	0.0	0.0	0.0	0.1	0.3	0.3	0.2	0.2	0.2	0.2	0.1	0.0	0.2	0.2	0.2	0.2	0.2
360.	*	0.1	0.1	0.1	0.1	0.2	0.2	0.2	0.5	0.7	0.2	0.2	0.2	0.2	0.2	0.0	0.1	0.2	0.2	0.2	0.2
MAX	*	0.2	0.2	0.2	0.3	0.3	0.3	0.3	0.7	0.8	0.5	0.4	0.4	0.3	0.3	0.3	0.2	0.2	0.2	0.2	0.2
DEGR.	*	10	10	20	20	20	10	10	10	10	30	50	50	50	40	40	50	0	0	0	0

JOB: SR101L&67thAveTI(2020Existing) RUN: 2020Exist 67thAve TI PM

MODEL RESULTS

REMARKS : In search of the angle corresponding to the maximum concentration, only the first angle, of the angles with same maximum concentrations, is indicated as maximum.

WIND ANGLE RANGE: 0.-360.

WIND ANGLE (DEGR)	*	CONCENTRATION (PPM) REC21	REC22	REC23	REC24	REC25	REC26	REC27	REC28	REC29	REC30	REC31	REC32	REC33	REC34	REC35	REC36	REC37	REC38	REC39	REC40
0.	*	0.2	0.2	0.2	0.2	0.1	0.2	0.2	0.2	0.2	0.3	0.3	0.2	0.2	0.2	0.0	0.0	0.0	0.0	0.0	0.0
10.	*	0.2	0.2	0.2	0.2	0.1	0.2	0.3	0.3	0.4	0.5	0.6	0.4	0.6	0.6	0.0	0.0	0.0	0.0	0.0	0.0
20.	*	0.2	0.2	0.2	0.2	0.1	0.3	0.4	0.4	0.4	0.6	0.6	0.6	0.6	0.6	0.2	0.0	0.0	0.0	0.0	0.0
30.	*	0.2	0.2	0.2	0.2	0.1	0.3	0.4	0.4	0.4	0.6	0.7	0.6	0.6	0.6	0.3	0.2	0.2	0.0	0.0	0.0
40.	*	0.2	0.2	0.2	0.2	0.1	0.4	0.4	0.4	0.4	0.6	0.7	0.6	0.6	0.6	0.3	0.2	0.3	0.0	0.0	0.0
50.	*	0.2	0.2	0.2	0.2	0.1	0.4	0.4	0.4	0.4	0.6	0.6	0.5	0.5	0.5	0.3	0.3	0.3	0.2	0.0	0.0
60.	*	0.0	0.1	0.2	0.2	0.2	0.4	0.4	0.4	0.4	0.6	0.6	0.4	0.4	0.4	0.3	0.3	0.3	0.1	0.0	0.0
70.	*	0.1	0.1	0.0	0.0	0.2	0.4	0.4	0.4	0.4	0.6	0.6	0.4	0.4	0.4	0.3	0.3	0.3	0.1	0.1	0.0
80.	*	0.0	0.0	0.0	0.0	0.2	0.4	0.4	0.4	0.4	0.6	0.5	0.4	0.4	0.3	0.3	0.3	0.3	0.1	0.1	0.0
90.	*	0.0	0.0	0.0	0.0	0.4	0.4	0.4	0.4	0.4	0.6	0.6	0.4	0.4	0.4	0.3	0.3	0.3	0.1	0.0	0.0
100.	*	0.0	0.0	0.0	0.0	0.4	0.4	0.4	0.4	0.5	0.6	0.5	0.4	0.4	0.4	0.3	0.3	0.3	0.0	0.0	0.0
110.	*	0.0	0.0	0.0	0.0	0.4	0.4	0.4	0.4	0.5	0.6	0.5	0.5	0.5	0.4	0.3	0.3	0.2	0.0	0.0	0.0
120.	*	0.0	0.0	0.0	0.0	0.4	0.4	0.4	0.4	0.5	0.6	0.6	0.4	0.4	0.3	0.3	0.3	0.0	0.1	0.1	0.1
130.	*	0.0	0.0	0.0	0.0	0.4	0.4	0.4	0.4	0.6	0.7	0.6	0.5	0.6	0.4	0.3	0.1	0.1	0.1	0.1	0.1

140.	*	0.0	0.0	0.0	0.0	0.4	0.4	0.4	0.4	0.6	0.7	0.7	0.5	0.6	0.4	0.3	0.0	0.2	0.2	0.1	0.1
150.	*	0.0	0.0	0.0	0.0	0.5	0.4	0.4	0.5	0.7	0.7	0.7	0.5	0.6	0.5	0.2	0.1	0.2	0.1	0.1	0.1
160.	*	0.0	0.0	0.0	0.0	0.6	0.6	0.6	0.5	0.7	0.7	0.7	0.6	0.5	0.5	0.1	0.1	0.1	0.0	0.0	0.0
170.	*	0.0	0.0	0.0	0.0	0.6	0.6	0.5	0.6	0.7	0.7	0.5	0.4	0.3	0.3	0.1	0.0	0.0	0.0	0.1	0.1
180.	*	0.0	0.0	0.0	0.0	0.5	0.5	0.5	0.2	0.3	0.4	0.3	0.1	0.2	0.2	0.0	0.0	0.0	0.0	0.1	0.0
190.	*	0.0	0.0	0.0	0.0	0.1	0.1	0.1	0.1	0.1	0.1	0.0	0.0	0.1	0.1	0.0	0.0	0.0	0.0	0.0	0.0
200.	*	0.0	0.0	0.0	0.0	0.0	0.0	0.0	0.0	0.0	0.0	0.0	0.0	0.1	0.1	0.0	0.0	0.0	0.0	0.0	0.0
210.	*	0.0	0.0	0.0	0.0	0.0	0.0	0.0	0.0	0.0	0.0	0.0	0.0	0.1	0.1	0.0	0.0	0.0	0.0	0.0	0.0
220.	*	0.0	0.0	0.0	0.0	0.0	0.0	0.0	0.0	0.0	0.0	0.0	0.0	0.1	0.1	0.0	0.0	0.0	0.0	0.0	0.1
230.	*	0.0	0.0	0.0	0.0	0.0	0.0	0.0	0.0	0.0	0.0	0.0	0.0	0.0	0.2	0.0	0.0	0.0	0.1	0.1	0.1
240.	*	0.0	0.0	0.0	0.0	0.0	0.0	0.0	0.0	0.0	0.0	0.0	0.0	0.0	0.2	0.0	0.1	0.1	0.1	0.1	0.1
250.	*	0.0	0.0	0.0	0.0	0.0	0.0	0.0	0.0	0.0	0.0	0.0	0.0	0.1	0.2	0.0	0.0	0.1	0.1	0.1	0.0
260.	*	0.0	0.0	0.0	0.0	0.0	0.0	0.0	0.0	0.0	0.0	0.0	0.0	0.0	0.1	0.0	0.0	0.0	0.0	0.0	0.0
270.	*	0.0	0.0	0.0	0.0	0.0	0.0	0.0	0.0	0.0	0.0	0.0	0.0	0.0	0.0	0.0	0.0	0.0	0.0	0.0	0.0
280.	*	0.0	0.0	0.0	0.0	0.0	0.0	0.0	0.0	0.0	0.0	0.0	0.0	0.0	0.0	0.0	0.0	0.0	0.0	0.0	0.0
290.	*	0.0	0.0	0.0	0.0	0.0	0.0	0.0	0.0	0.0	0.0	0.0	0.0	0.0	0.0	0.0	0.0	0.0	0.0	0.0	0.0
300.	*	0.2	0.1	0.1	0.0	0.0	0.0	0.0	0.0	0.0	0.0	0.0	0.0	0.0	0.0	0.0	0.0	0.0	0.0	0.0	0.0
310.	*	0.2	0.2	0.2	0.1	0.0	0.0	0.0	0.0	0.0	0.0	0.0	0.0	0.0	0.0	0.0	0.0	0.0	0.0	0.0	0.0
320.	*	0.2	0.2	0.2	0.2	0.0	0.0	0.0	0.0	0.0	0.0	0.0	0.0	0.0	0.0	0.0	0.0	0.0	0.0	0.0	0.0
330.	*	0.2	0.2	0.2	0.2	0.0	0.0	0.0	0.0	0.0	0.0	0.0	0.0	0.0	0.0	0.0	0.0	0.0	0.0	0.0	0.0
340.	*	0.2	0.2	0.2	0.2	0.0	0.0	0.0	0.0	0.0	0.0	0.0	0.0	0.0	0.0	0.0	0.0	0.0	0.0	0.0	0.0
350.	*	0.2	0.2	0.2	0.2	0.0	0.0	0.0	0.0	0.0	0.0	0.0	0.0	0.0	0.0	0.0	0.0	0.0	0.0	0.0	0.0
360.	*	0.2	0.2	0.2	0.2	0.1	0.2	0.2	0.2	0.2	0.3	0.3	0.2	0.2	0.2	0.0	0.0	0.0	0.0	0.0	0.0
MAX	*	0.2	0.2	0.2	0.2	0.6	0.6	0.6	0.6	0.7	0.7	0.7	0.6	0.6	0.6	0.3	0.3	0.3	0.2	0.1	0.1
DEGR.	*	0	0	0	0	160	160	160	170	150	130	30	20	10	10	30	50	40	50	70	120

JOB: SR101L&67thAveTI(2020Existing) RUN: 2020Exist 67thAve TI PM

MODEL RESULTS

REMARKS : In search of the angle corresponding to the maximum concentration, only the first angle, of the angles with same maximum concentrations, is indicated as maximum.

WIND ANGLE RANGE: 0.-360.

WIND ANGLE (DEGR)	*	CONCENTRATION (PPM) REC41	REC42	REC43	REC44	REC45	REC46	REC47	REC48	REC49	REC50
0.	*	0.0	0.0	0.0	0.0	0.0	0.0	0.0	0.0	0.0	0.0
10.	*	0.0	0.0	0.0	0.0	0.0	0.0	0.0	0.0	0.0	0.0
20.	*	0.0	0.0	0.0	0.0	0.0	0.0	0.0	0.0	0.0	0.0

```
 30.  *   0.0   0.0   0.0   0.0   0.0   0.0   0.0   0.0   0.0   0.0
 40.  *   0.0   0.0   0.0   0.0   0.0   0.0   0.0   0.0   0.0   0.0
 50.  *   0.0   0.0   0.0   0.0   0.0   0.0   0.0   0.0   0.0   0.0
 60.  *   0.0   0.0   0.0   0.0   0.0   0.0   0.0   0.0   0.0   0.0
 70.  *   0.0   0.0   0.0   0.0   0.0   0.0   0.0   0.0   0.0   0.0
 80.  *   0.0   0.0   0.0   0.0   0.0   0.0   0.0   0.0   0.0   0.0
 90.  *   0.0   0.0   0.0   0.0   0.0   0.0   0.0   0.0   0.0   0.0
100.  *   0.0   0.0   0.0   0.0   0.0   0.0   0.0   0.0   0.0   0.0
110.  *   0.1   0.1   0.1   0.1   0.1   0.1   0.1   0.0   0.0   0.0
120.  *   0.1   0.1   0.1   0.1   0.1   0.0   0.0   0.1   0.1   0.1
130.  *   0.1   0.1   0.1   0.1   0.0   0.0   0.1   0.1   0.1   0.1
140.  *   0.1   0.1   0.0   0.0   0.0   0.1   0.1   0.1   0.1   0.1
150.  *   0.1   0.1   0.0   0.0   0.1   0.1   0.1   0.1   0.1   0.1
160.  *   0.0   0.0   0.0   0.1   0.1   0.1   0.1   0.1   0.1   0.1
170.  *   0.0   0.0   0.1   0.1   0.1   0.1   0.1   0.1   0.1   0.1
180.  *   0.0   0.0   0.1   0.1   0.1   0.1   0.1   0.1   0.1   0.1
190.  *   0.0   0.1   0.1   0.1   0.1   0.1   0.1   0.1   0.1   0.1
200.  *   0.1   0.1   0.1   0.1   0.1   0.1   0.1   0.1   0.1   0.1
210.  *   0.1   0.1   0.1   0.1   0.1   0.1   0.1   0.1   0.1   0.1
220.  *   0.1   0.1   0.1   0.1   0.1   0.1   0.1   0.1   0.1   0.1
230.  *   0.1   0.1   0.1   0.1   0.1   0.1   0.1   0.1   0.1   0.0
240.  *   0.1   0.1   0.1   0.1   0.1   0.1   0.0   0.0   0.0   0.0
250.  *   0.0   0.0   0.0   0.0   0.0   0.0   0.0   0.0   0.0   0.0
260.  *   0.0   0.0   0.0   0.0   0.0   0.0   0.0   0.0   0.0   0.0
270.  *   0.0   0.0   0.0   0.0   0.0   0.0   0.0   0.0   0.0   0.0
280.  *   0.0   0.0   0.0   0.0   0.0   0.0   0.0   0.0   0.0   0.0
290.  *   0.0   0.0   0.0   0.0   0.0   0.0   0.0   0.0   0.0   0.0
300.  *   0.0   0.0   0.0   0.0   0.0   0.0   0.0   0.0   0.0   0.0
310.  *   0.0   0.0   0.0   0.0   0.0   0.0   0.0   0.0   0.0   0.0
320.  *   0.0   0.0   0.0   0.0   0.0   0.0   0.0   0.0   0.0   0.0
330.  *   0.0   0.0   0.0   0.0   0.0   0.0   0.0   0.0   0.0   0.0
340.  *   0.0   0.0   0.0   0.0   0.0   0.0   0.0   0.0   0.0   0.0
350.  *   0.0   0.0   0.0   0.0   0.0   0.0   0.0   0.0   0.0   0.0
360.  *   0.0   0.0   0.0   0.0   0.0   0.0   0.0   0.0   0.0   0.0
------*-------------------------------------------------------------
MAX   *   0.1   0.1   0.1   0.1   0.1   0.1   0.1   0.1   0.1   0.1
DEGR. *  110   110   110   110   110   110   110   120   120   120

THE HIGHEST CONCENTRATION OF    0.80 PPM OCCURRED AT RECEPTOR REC9 .
```


JOB: SR101L&67thAveTI(2020Existing) RUN: 2020Exist 67thAve TI PM

DATE : 8/27/21
TIME : 9:58:13

RECEPTOR - LINK MATRIX FOR THE ANGLE PRODUCING

THE MAXIMUM CONCENTRATION FOR EACH RECEPTOR

CO/LINK (PPM)
ANGLE (DEGREES)

LINK #	REC1 10	REC2 10	REC3 20	REC4 20	REC5 20	REC6 10	REC7 10	REC8 10	REC9 10	REC10 30	REC11 50	REC12 50	REC13 50	REC14 40	REC15 40	REC16 50	REC17 0	REC18 0	REC19 0	REC20 0
1	0.0	0.0	0.0	0.0	0.0	0.0	0.0	0.0	0.0	0.0	0.0	0.0	0.0	0.0	0.0	0.0	0.1	0.1	0.1	0.1
2	0.0	0.0	0.0	0.0	0.0	0.0	0.0	0.0	0.1	0.0	0.1	0.1	0.1	0.1	0.1	0.1	0.0	0.0	0.0	0.0
3	0.0	0.0	0.0	0.0	0.0	0.0	0.0	0.0	0.0	0.0	0.0	0.0	0.0	0.0	0.0	0.0	0.0	0.0	0.0	0.0
4	0.0	0.0	0.0	0.0	0.0	0.0	0.0	0.0	0.0	0.0	0.0	0.0	0.0	0.0	0.0	0.0	0.1	0.1	0.1	0.1
5	0.0	0.0	0.0	0.0	0.0	0.0	0.0	0.1	0.1	0.1	0.1	0.1	0.1	0.1	0.1	0.1	0.0	0.0	0.0	0.0
6	0.0	0.0	0.0	0.0	0.0	0.0	0.0	0.0	0.0	0.0	0.0	0.0	0.0	0.0	0.0	0.0	0.0	0.0	0.0	0.0
7	0.0	0.0	0.0	0.0	0.0	0.0	0.0	0.0	0.0	0.0	0.0	0.0	0.0	0.0	0.0	0.0	0.0	0.0	0.0	0.0
8	0.0	0.0	0.0	0.0	0.0	0.0	0.0	0.1	0.0	0.1	0.1	0.1	0.1	0.1	0.1	0.0	0.0	0.0	0.0	0.0
9	0.0	0.0	0.0	0.0	0.0	0.0	0.0	0.0	0.0	0.0	0.0	0.0	0.0	0.0	0.0	0.0	0.0	0.0	0.0	0.0
10	0.0	0.0	0.0	0.0	0.0	0.0	0.0	0.0	0.0	0.0	0.0	0.0	0.0	0.0	0.0	0.0	0.0	0.0	0.0	0.0
11	0.0	0.0	0.0	0.0	0.0	0.0	0.0	0.0	0.0	0.0	0.0	0.0	0.0	0.0	0.0	0.0	0.0	0.0	0.0	0.0
12	0.0	0.0	0.0	0.0	0.0	0.0	0.0	0.0	0.0	0.0	0.0	0.0	0.0	0.0	0.0	0.0	0.0	0.0	0.0	0.0
13	0.0	0.0	0.0	0.0	0.0	0.0	0.0	0.0	0.0	0.0	0.0	0.0	0.0	0.0	0.0	0.0	0.0	0.0	0.0	0.0
14	0.0	0.0	0.0	0.0	0.0	0.0	0.0	0.0	0.0	0.0	0.0	0.0	0.0	0.0	0.0	0.0	0.0	0.0	0.0	0.0
15	0.0	0.0	0.0	0.0	0.0	0.0	0.0	0.0	0.0	0.0	0.0	0.0	0.0	0.0	0.0	0.0	0.0	0.0	0.0	0.0
16	0.0	0.0	0.0	0.0	0.0	0.0	0.0	0.0	0.0	0.0	0.0	0.0	0.0	0.0	0.0	0.0	0.0	0.0	0.0	0.0
17	0.0	0.0	0.0	0.0	0.0	0.0	0.0	0.0	0.0	0.0	0.0	0.0	0.0	0.0	0.0	0.0	0.0	0.0	0.0	0.0
18	0.0	0.0	0.0	0.0	0.0	0.0	0.0	0.0	0.0	0.0	0.0	0.0	0.0	0.0	0.0	0.0	0.0	0.0	0.0	0.0
19	0.0	0.0	0.0	0.0	0.0	0.0	0.0	0.0	0.0	0.0	0.0	0.0	0.0	0.0	0.0	0.0	0.0	0.0	0.0	0.0
20	0.0	0.0	0.0	0.0	0.0	0.0	0.0	0.0	0.0	0.0	0.0	0.0	0.0	0.0	0.0	0.0	0.0	0.0	0.0	0.0
21	0.0	0.0	0.0	0.0	0.0	0.0	0.0	0.0	0.0	0.0	0.0	0.0	0.0	0.0	0.0	0.0	0.0	0.0	0.0	0.0
22	0.0	0.0	0.0	0.0	0.0	0.0	0.0	0.0	0.0	0.0	0.0	0.0	0.0	0.0	0.0	0.0	0.0	0.0	0.0	0.0
23	0.0	0.0	0.0	0.0	0.0	0.0	0.0	0.0	0.0	0.0	0.0	0.0	0.0	0.0	0.0	0.0	0.0	0.0	0.0	0.0
24	0.0	0.0	0.0	0.0	0.0	0.0	0.0	0.0	0.0	0.0	0.0	0.0	0.0	0.0	0.0	0.0	0.0	0.0	0.0	0.0
25	0.0	0.0	0.0	0.0	0.0	0.1	0.1	0.2	0.3	0.1	0.1	0.1	0.0	0.0	0.0	0.0	0.0	0.0	0.0	0.0
26	0.1	0.1	0.1	0.1	0.1	0.1	0.1	0.1	0.0	0.0	0.0	0.0	0.0	0.0	0.0	0.0	0.0	0.0	0.0	0.0
27	0.0	0.0	0.0	0.0	0.0	0.0	0.0	0.0	0.0	0.0	0.0	0.0	0.0	0.0	0.0	0.0	0.0	0.0	0.0	0.0
28	0.1	0.1	0.1	0.1	0.1	0.0	0.0	0.0	0.0	0.0	0.0	0.0	0.0	0.0	0.0	0.0	0.0	0.0	0.0	0.0
29	0.0	0.0	0.0	0.0	0.0	0.1	0.1	0.1	0.1	0.1	0.0	0.0	0.0	0.0	0.0	0.0	0.0	0.0	0.0	0.0
30	0.0	0.0	0.0	0.0	0.0	0.0	0.0	0.0	0.1	0.0	0.0	0.0	0.0	0.0	0.0	0.0	0.0	0.0	0.0	0.0
31	0.0	0.0	0.0	0.0	0.0	0.0	0.0	0.0	0.0	0.0	0.0	0.0	0.0	0.0	0.0	0.0	0.0	0.0	0.0	0.0
32	0.0	0.0	0.0	0.0	0.0	0.0	0.0	0.0	0.0	0.1	0.0	0.0	0.0	0.0	0.0	0.0	0.0	0.0	0.0	0.0
33	0.0	0.0	0.0	0.0	0.0	0.0	0.0	0.0	0.0	0.0	0.0	0.0	0.0	0.0	0.0	0.0	0.0	0.0	0.0	0.0
34	0.0	0.0	0.0	0.0	0.0	0.0	0.0	0.0	0.0	0.0	0.0	0.0	0.0	0.0	0.0	0.0	0.0	0.0	0.0	0.0
35	0.0	0.0	0.0	0.0	0.0	0.0	0.0	0.0	0.0	0.0	0.0	0.0	0.0	0.0	0.0	0.0	0.0	0.0	0.0	0.0
36	0.0	0.0	0.0	0.0	0.0	0.0	0.0	0.1	0.1	0.0	0.0	0.0	0.0	0.0	0.0	0.0	0.0	0.0	0.0	0.0
37	0.0	0.0	0.0	0.0	0.0	0.0	0.0	0.0	0.0	0.0	0.0	0.0	0.0	0.0	0.0	0.0	0.0	0.0	0.0	0.0
38	0.0	0.0	0.0	0.0	0.0	0.0	0.0	0.0	0.0	0.0	0.0	0.0	0.0	0.0	0.0	0.0	0.0	0.0	0.0	0.0
39	0.0	0.0	0.0	0.1	0.1	0.0	0.0	0.0	0.0	0.0	0.0	0.0	0.0	0.0	0.0	0.0	0.0	0.0	0.0	0.0

JOB: SR101L&67thAveTI(2020Existing) RUN: 2020Exist 67thAve TI PM

DATE : 8/27/21
TIME : 9:58:13

RECEPTOR - LINK MATRIX FOR THE ANGLE PRODUCING
THE MAXIMUM CONCENTRATION FOR EACH RECEPTOR

CO/LINK (PPM)
ANGLE (DEGREES)

LINK #	REC21	REC22	REC23	REC24	REC25	REC26	REC27	REC28	REC29	REC30	REC31	REC32	REC33	REC34	REC35	REC36	REC37	REC38	REC39	REC40
	0 0	0	0	160	160	160	170	150	130	30	20	10	10	30	50	40	50	70	120	
1	0.1	0.1	0.1	0.1	0.0	0.0	0.0	0.0	0.0	0.0	0.0	0.0	0.0	0.0	0.0	0.0	0.0	0.0	0.0	0.0
2	0.0	0.0	0.0	0.0	0.0	0.0	0.0	0.0	0.0	0.0	0.0	0.0	0.0	0.0	0.0	0.0	0.0	0.0	0.0	0.0
3	0.0	0.0	0.0	0.0	0.0	0.0	0.0	0.0	0.0	0.0	0.0	0.0	0.0	0.0	0.0	0.0	0.0	0.0	0.0	0.0
4	0.1	0.1	0.1	0.1	0.0	0.0	0.0	0.0	0.0	0.0	0.0	0.0	0.0	0.0	0.0	0.0	0.0	0.0	0.0	0.0
5	0.0	0.0	0.0	0.0	0.0	0.0	0.0	0.0	0.0	0.0	0.0	0.0	0.0	0.0	0.0	0.0	0.0	0.0	0.0	0.1
6	0.0	0.0	0.0	0.0	0.0	0.0	0.0	0.0	0.0	0.0	0.0	0.0	0.0	0.0	0.0	0.0	0.0	0.0	0.0	0.0
7	0.0	0.0	0.0	0.0	0.0	0.0	0.0	0.0	0.0	0.0	0.0	0.0	0.0	0.0	0.0	0.0	0.0	0.0	0.0	0.0
8	0.0	0.0	0.0	0.0	0.0	0.0	0.0	0.0	0.0	0.0	0.0	0.0	0.0	0.0	0.0	0.0	0.0	0.0	0.0	0.0
9	0.0	0.0	0.0	0.0	0.0	0.0	0.0	0.0	0.0	0.0	0.0	0.0	0.0	0.0	0.0	0.0	0.0	0.0	0.0	0.0
10	0.0	0.0	0.0	0.0	0.0	0.0	0.0	0.0	0.0	0.0	0.0	0.0	0.0	0.0	0.0	0.0	0.0	0.0	0.0	0.0
11	0.0	0.0	0.0	0.0	0.0	0.0	0.0	0.0	0.0	0.0	0.0	0.0	0.0	0.0	0.0	0.0	0.0	0.0	0.0	0.0
12	0.0	0.0	0.0	0.0	0.0	0.0	0.0	0.0	0.0	0.0	0.0	0.0	0.0	0.0	0.0	0.0	0.0	0.0	0.0	0.0
13	0.0	0.0	0.0	0.0	0.0	0.0	0.0	0.0	0.0	0.0	0.0	0.0	0.0	0.0	0.0	0.0	0.0	0.0	0.0	0.0
14	0.0	0.0	0.0	0.0	0.0	0.0	0.0	0.0	0.0	0.0	0.0	0.0	0.0	0.0	0.0	0.0	0.0	0.0	0.0	0.0
15	0.0	0.0	0.0	0.0	0.0	0.0	0.0	0.0	0.0	0.0	0.0	0.0	0.0	0.0	0.0	0.0	0.0	0.0	0.0	0.0
16	0.0	0.0	0.0	0.0	0.0	0.0	0.0	0.0	0.0	0.0	0.0	0.0	0.0	0.0	0.0	0.0	0.0	0.0	0.0	0.0
17	0.0	0.0	0.0	0.0	0.0	0.0	0.0	0.0	0.0	0.0	0.0	0.0	0.0	0.0	0.0	0.0	0.0	0.0	0.0	0.0
18	0.0	0.0	0.0	0.0	0.0	0.0	0.0	0.0	0.0	0.0	0.0	0.0	0.0	0.0	0.0	0.0	0.0	0.0	0.0	0.0
19	0.0	0.0	0.0	0.0	0.0	0.0	0.0	0.0	0.0	0.0	0.0	0.0	0.0	0.0	0.0	0.0	0.0	0.0	0.0	0.0
20	0.0	0.0	0.0	0.0	0.0	0.0	0.0	0.0	0.0	0.0	0.0	0.0	0.0	0.0	0.0	0.0	0.0	0.0	0.0	0.0
21	0.0	0.0	0.0	0.0	0.0	0.0	0.0	0.0	0.0	0.0	0.0	0.0	0.0	0.0	0.0	0.0	0.0	0.0	0.0	0.0
22	0.0	0.0	0.0	0.0	0.0	0.0	0.0	0.0	0.0	0.0	0.0	0.0	0.0	0.0	0.0	0.0	0.0	0.0	0.0	0.0
23	0.0	0.0	0.0	0.0	0.0	0.0	0.0	0.0	0.0	0.0	0.0	0.0	0.0	0.0	0.0	0.0	0.0	0.0	0.0	0.0
24	0.0	0.0	0.0	0.0	0.3	0.3	0.3	0.2	0.2	0.2	0.2	0.2	0.2	0.2	0.1	0.1	0.1	0.0	0.0	0.0
25	0.0	0.0	0.0	0.0	0.0	0.0	0.0	0.0	0.0	0.0	0.0	0.0	0.0	0.0	0.0	0.0	0.0	0.0	0.0	0.0
26	0.0	0.0	0.0	0.0	0.0	0.0	0.0	0.0	0.0	0.0	0.0	0.0	0.0	0.0	0.0	0.0	0.0	0.0	0.0	0.0
27	0.0	0.0	0.0	0.0	0.0	0.0	0.0	0.0	0.0	0.0	0.0	0.0	0.0	0.0	0.0	0.0	0.0	0.0	0.0	0.0
28	0.0	0.0	0.0	0.0	0.0	0.0	0.0	0.0	0.0	0.0	0.0	0.0	0.0	0.0	0.0	0.0	0.0	0.0	0.0	0.0
29	0.0	0.0	0.0	0.0	0.0	0.0	0.0	0.0	0.0	0.0	0.0	0.0	0.0	0.0	0.0	0.0	0.0	0.0	0.0	0.0
30	0.0	0.0	0.0	0.0	0.2	0.2	0.1	0.1	0.1	0.1	0.1	0.1	0.1	0.1	0.1	0.1	0.1	0.1	0.0	0.0
31	0.0	0.0	0.0	0.0	0.0	0.0	0.0	0.0	0.0	0.0	0.0	0.0	0.0	0.0	0.0	0.0	0.0	0.0	0.0	0.0
32	0.0	0.0	0.0	0.0	0.0	0.0	0.0	0.0	0.0	0.0	0.0	0.0	0.0	0.0	0.0	0.0	0.0	0.0	0.0	0.0
33	0.0	0.0	0.0	0.0	0.0	0.0	0.0	0.0	0.0	0.0	0.0	0.0	0.0	0.0	0.0	0.0	0.0	0.0	0.0	0.0

34	*	0.0	0.0	0.0	0.0	0.0	0.0	0.1	0.2	0.3	0.3	0.3	0.2	0.2	0.2	0.1	0.1	0.1	0.1	0.1	0.0
35	*	0.0	0.0	0.0	0.0	0.0	0.0	0.0	0.0	0.0	0.0	0.0	0.0	0.0	0.0	0.0	0.0	0.0	0.0	0.0	0.0
36	*	0.0	0.0	0.0	0.0	0.1	0.1	0.1	0.1	0.1	0.1	0.1	0.1	0.1	0.1	0.0	0.0	0.0	0.0	0.0	0.0
37	*	0.0	0.0	0.0	0.0	0.0	0.0	0.0	0.0	0.0	0.0	0.0	0.0	0.0	0.0	0.0	0.0	0.0	0.0	0.0	0.0
38	*	0.0	0.0	0.0	0.0	0.0	0.0	0.0	0.0	0.0	0.0	0.0	0.0	0.0	0.0	0.0	0.0	0.0	0.0	0.0	0.0
39	*	0.0	0.0	0.0	0.0	0.0	0.0	0.0	0.0	0.0	0.0	0.0	0.0	0.0	0.0	0.0	0.0	0.0	0.0	0.0	0.0

JOB: SR101L&67thAveTI(2020Existing) RUN: 2020Exist 67thAve TI PM

DATE : 8/27/21
TIME : 9:58:13

RECEPTOR - LINK MATRIX FOR THE ANGLE PRODUCING
THE MAXIMUM CONCENTRATION FOR EACH RECEPTOR

LINK #	*	CO/LINK (PPM) ANGLE (DEGREES) REC41 110	REC42 110	REC43 110	REC44 110	REC45 110	REC46 110	REC47 110	REC48 120	REC49 120	REC50 120
1	*	0.0	0.0	0.0	0.0	0.0	0.0	0.0	0.0	0.0	0.0
2	*	0.0	0.0	0.0	0.0	0.0	0.0	0.0	0.0	0.0	0.0
3	*	0.0	0.0	0.0	0.0	0.0	0.0	0.0	0.0	0.0	0.0
4	*	0.0	0.0	0.0	0.0	0.0	0.0	0.0	0.1	0.1	0.1
5	*	0.1	0.1	0.1	0.1	0.1	0.1	0.1	0.0	0.0	0.0
6	*	0.0	0.0	0.0	0.0	0.0	0.0	0.0	0.0	0.0	0.0
7	*	0.0	0.0	0.0	0.0	0.0	0.0	0.0	0.0	0.0	0.0
8	*	0.0	0.0	0.0	0.0	0.0	0.0	0.0	0.0	0.0	0.0
9	*	0.0	0.0	0.0	0.0	0.0	0.0	0.0	0.0	0.0	0.0
10	*	0.0	0.0	0.0	0.0	0.0	0.0	0.0	0.0	0.0	0.0
11	*	0.0	0.0	0.0	0.0	0.0	0.0	0.0	0.0	0.0	0.0
12	*	0.0	0.0	0.0	0.0	0.0	0.0	0.0	0.0	0.0	0.0
13	*	0.0	0.0	0.0	0.0	0.0	0.0	0.0	0.0	0.0	0.0
14	*	0.0	0.0	0.0	0.0	0.0	0.0	0.0	0.0	0.0	0.0
15	*	0.0	0.0	0.0	0.0	0.0	0.0	0.0	0.0	0.0	0.0
16	*	0.0	0.0	0.0	0.0	0.0	0.0	0.0	0.0	0.0	0.0
17	*	0.0	0.0	0.0	0.0	0.0	0.0	0.0	0.0	0.0	0.0
18	*	0.0	0.0	0.0	0.0	0.0	0.0	0.0	0.0	0.0	0.0
19	*	0.0	0.0	0.0	0.0	0.0	0.0	0.0	0.0	0.0	0.0
20	*	0.0	0.0	0.0	0.0	0.0	0.0	0.0	0.0	0.0	0.0
21	*	0.0	0.0	0.0	0.0	0.0	0.0	0.0	0.0	0.0	0.0
22	*	0.0	0.0	0.0	0.0	0.0	0.0	0.0	0.0	0.0	0.0
23	*	0.0	0.0	0.0	0.0	0.0	0.0	0.0	0.0	0.0	0.0
24	*	0.0	0.0	0.0	0.0	0.0	0.0	0.0	0.0	0.0	0.0
25	*	0.0	0.0	0.0	0.0	0.0	0.0	0.0	0.0	0.0	0.0
26	*	0.0	0.0	0.0	0.0	0.0	0.0	0.0	0.0	0.0	0.0

27	*	0.0	0.0	0.0	0.0	0.0	0.0	0.0	0.0	0.0	0.0
28	*	0.0	0.0	0.0	0.0	0.0	0.0	0.0	0.0	0.0	0.0
29	*	0.0	0.0	0.0	0.0	0.0	0.0	0.0	0.0	0.0	0.0
30	*	0.0	0.0	0.0	0.0	0.0	0.0	0.0	0.0	0.0	0.0
31	*	0.0	0.0	0.0	0.0	0.0	0.0	0.0	0.0	0.0	0.0
32	*	0.0	0.0	0.0	0.0	0.0	0.0	0.0	0.0	0.0	0.0
33	*	0.0	0.0	0.0	0.0	0.0	0.0	0.0	0.0	0.0	0.0
34	*	0.0	0.0	0.0	0.0	0.0	0.0	0.0	0.0	0.0	0.0
35	*	0.0	0.0	0.0	0.0	0.0	0.0	0.0	0.0	0.0	0.0
36	*	0.0	0.0	0.0	0.0	0.0	0.0	0.0	0.0	0.0	0.0
37	*	0.0	0.0	0.0	0.0	0.0	0.0	0.0	0.0	0.0	0.0
38	*	0.0	0.0	0.0	0.0	0.0	0.0	0.0	0.0	0.0	0.0
39	*	0.0	0.0	0.0	0.0	0.0	0.0	0.0	0.0	0.0	0.0

CAL3QHC: LINE SOURCE DISPERSION MODEL - VERSION 2.0 Dated 95221 PAGE 1

JOB: SR101L&67thAveTI (2040 Build) RUN: 2040 Build 67th Ave TI AM

DATE : 8/27/21
TIME : 9:56:51

The MODE flag has been set to C for calculating CO averages.

SITE & METEOROLOGICAL VARIABLES

VS = 0.0 CM/S VD = 0.0 CM/S Z0 = 108. CM
U = 1.0 M/S CLAS = 4 (D) ATIM = 60. MINUTES MIXH = 1000. M AMB = 0.0 PPM

LINK VARIABLES

LINK DESCRIPTION	LINK COORDINATES (FT) X1	Y1	X2	Y2	LENGTH (FT)	BRG (DEG)	TYPE	VPH	EF (G/MI)	H (FT)	W (FT)	V/C	QUEUE (VEH)
1. 1_SR101_EB_ML_S1	611363.2	970723.0	612413.8	970773.2	1052.	87.	DP	7574.	0.5	-15.0	80.0		
2. 2_SR101_EB_ML_S2	612413.8	970773.2	613432.4	970822.5	1020.	87.	DP	7574.	0.5	-20.0	80.0		
3. 3_SR101_EB_ML_S3	613432.4	970822.5	614514.4	970872.8	1083.	87.	DP	7574.	0.5	-15.0	80.0		
4. 4_SR101_WB_ML_S1	612408.8	970842.7	611362.7	970792.4	1047.	267.	DP	5650.	0.5	-15.0	80.0		
5. 5_SR101_WB_ML_S2	613426.6	970891.7	612408.8	970842.7	1019.	267.	DP	5650.	0.5	-20.0	80.0		
6. 6_SR101_WB_ML_S3	614511.4	970942.6	613426.6	970891.7	1086.	267.	DP	5650.	0.5	-15.0	80.0		
7. 7_EB_frontage_road_S	611369.8	970576.8	612441.6	970592.7	1072.	89.	AG	414.	0.6	0.0	44.0		
8. 8_EB_frontage_road_S	612441.0	970607.9	612967.6	970618.0	527.	89.	AG	764.	0.6	0.0	68.0		
9. 9_EB_67th Ave offram	612885.9	970602.7	612938.7	970557.3	70.	131.	AG	151.	0.5	0.0	32.0		
10. 10_EB_67th_Ave_offra	611366.5	970682.2	612440.9	970619.7	1076.	93.	DP	401.	0.7	-10.0	32.0		
11. 11_67th_Ave_NB_onram	613018.9	970553.2	613072.6	970621.1	87.	38.	AG	442.	0.6	0.0	32.0		
12. 12_EB_67th_Ave_onram	612972.0	970632.3	613386.7	970659.1	416.	86.	AG	1856.	0.8	0.0	56.0		
13. 13_EB_67th_Ave_onram	613385.5	970671.2	614515.5	970831.3	1141.	82.	DP	1319.	0.5	-10.0	44.0		
14. 14_EB_frontage_road_	613387.3	970645.6	614518.9	970720.9	1134.	86.	AG	613.	0.8	0.0	44.0		
15. 15_WB_67th_Ave_offra	614507.5	970995.8	613531.5	971056.2	978.	274.	DP	892.	0.7	-10.0	32.0		
16. 16_WB_frontage_road_	614518.6	971111.4	613534.4	971079.4	985.	268.	AG	293.	0.6	0.0	32.0		
17. 17_WB_67th_Ave_offra	613531.5	971056.2	612981.4	971043.2	550.	269.	AG	892.	0.6	0.0	44.0		
18. 18_WB_frontage_road_	613534.3	971078.9	612985.6	971064.3	549.	268.	AG	293.	0.6	0.0	44.0		
19. 19_WB_67th_Ave_offra	613075.6	971073.4	613014.1	971113.8	74.	303.	AG	446.	0.6	0.0	32.0		
20. 20_WB_67th_Ave_onram	612932.7	971133.8	612877.7	971050.2	100.	213.	AG	414.	0.6	0.0	32.0		
21. 21_WB_67th_Ave_onram	612979.5	971043.7	612571.4	971010.8	409.	265.	AG	611.	0.5	0.0	56.0		
22. 22_WB_frontage_road_	612570.9	971023.6	611359.9	970946.4	1213.	266.	AG	191.	0.6	0.0	44.0		
23. 23_WB_67th_Ave_onram	612572.6	970997.4	611363.7	970838.7	1219.	263.	DP	444.	0.5	-10.0	44.0		
24. 24_SB_67th_Ave_S1	612958.2	971834.8	612960.2	971063.4	771.	180.	AG	2402.	1.0	0.0	56.0		
25. 25_SB_67th_Ave_S2	612960.2	971063.4	612948.7	970613.7	450.	181.	BR	2524.	1.1	0.0	68.0		
26. 26_SB_67th_Ave_S3	612948.7	970613.7	612952.8	969931.1	683.	180.	AG	1296.	0.8	0.0	44.0		
27. 27_SB_67th_Ave_left	612971.1	970692.7	613065.6	970636.9	110.	121.	AG	1401.	0.6	0.0	44.0		
28. 28_NB_67th_Ave_S1	613001.7	969939.4	613001.0	970612.9	673.	360.	AG	948.	0.6	0.0	44.0		

```
 29. 29_NB_67th_Ave_S2   * 613001.0  970612.9  613003.3  971063.0 *     450.     0. BR    930.   0.6   0.0 56.0
 30. 30_NB_67th_Ave_S3   * 613003.3  971063.0  613002.5  971831.7 *     769.   360. AG   1419.   0.9   0.0 44.0
 31. 31_NB_67th_Ave_left * 612986.5  970989.7  612914.2  971034.2 *      85.   302. AG    135.   0.5   0.0 32.0
 32. 32_EB_67th_offramp_Q* 612912.2  970616.4  612851.7  970613.6 *      61.   267. AG      3. 100.0   0.0 48.0 0.26   3.1
 33. 33_WB_67th_offramp_Q* 613039.7  971055.1  613157.3  971058.3 *     118.    88. AG      4. 100.0   0.0 48.0 0.30   6.0
 34. 34_SB_67th_Ave_Queue* 612953.9  971091.0  612955.2  971434.9 *     344.     0. AG      8. 100.0   0.0 60.0 0.88  17.5
 35. 35T_SB_67th_Ave_brid* 612947.5  970679.9  612951.7  970888.4 *     209.     1. BR      2. 100.0   0.0 24.0 0.52  10.6
 36. 35L_SB_67th_Ave_brid* 612969.6  970695.5  612964.6  976340.9 *    5645.   360. BR      4. 100.0   0.0 24.0 3.54 286.8
 37. 36T_NB_67th_Ave_brid* 613005.2  970980.6  613004.3  970793.5 *     187.   180. BR      2. 100.0   0.0 24.0 0.41   9.5
 38. 36L_NB_67th_Ave_brid* 612988.4  970962.5  612989.0  970413.7 *     549.   180. BR      2. 100.0   0.0 12.0 1.39  27.9
 39. 37_NB_67th_Ave_Queue* 613003.5  970578.4  613003.2  970407.3 *     171.   180. AG      7. 100.0   0.0 48.0 0.54   8.7
                                                                                                          PAGE  2
 JOB: SR101L&67thAveTI (2040 Build)                        RUN: 2040 Build 67th Ave TI AM

 DATE :  8/27/21
 TIME :  9:56:51

  ADDITIONAL QUEUE LINK PARAMETERS
  --------------------------------
    LINK DESCRIPTION     *    CYCLE    RED     CLEARANCE  APPROACH  SATURATION   IDLE   SIGNAL   ARRIVAL
                         *    LENGTH   TIME    LOST TIME    VOL     FLOW RATE   EM FAC   TYPE     RATE
                         *     (SEC)   (SEC)    (SEC)      (VPH)      (VPH)    (gm/hr)
 ------------------------*-------------------------------- --------- ------------------- -----------------
 32. 32_EB_67th_offramp_Q*     188       58       5.0       764       1114       0.92      2        3
 33. 33_WB_67th_offramp_Q*     205       75       5.0      1148       1600       0.92      2        3
 34. 34_SB_67th_Ave_Queue*     205      131       5.0      2402       1676       0.92      2        3
 35. 35T_SB_67th_Ave_brid*     188       68       5.0      1123       1780       0.92      2        3
 36. 35L_SB_67th_Ave_brid*     188      141       5.0      1401        934       0.92      2        3
 37. 36T_NB_67th_Ave_brid*     205       86       5.0       796       1780       0.92      2        3
 38. 36L_NB_67th_Ave_brid*     205      173       5.0       135        796       0.92      2        3
 39. 37_NB_67th_Ave_Queue*     188      132       5.0       948       1670       0.92      2        3

  RECEPTOR LOCATIONS
  ------------------
                         *          COORDINATES (FT)          *
    RECEPTOR             *      X          Y          Z       *
-------------------------*-------------------------------------*
 1. R1                   *    613040.0   971848.0        5.9   *
 2. R2                   *    613038.7   971766.0        5.9   *
 3. R3                   *    613037.4   971684.0        5.9   *
 4. R4                   *    613037.5   971602.0        5.9   *
 5. R5                   *    613035.3   971520.1        5.9   *
 6. R6                   *    613035.4   971438.0        5.9   *
 7. R7                   *    613035.4   971356.0        5.9   *
 8. R8                   *    613035.4   971274.0        5.9   *
 9. R9                   *    613034.0   971192.0        5.9   *
10. R10                  *    613039.7   971110.2        5.9   *
```

11. R11	*	613090.8	971174.1	5.9 *
12. R12	*	613172.8	971175.1	5.9 *
13. R13	*	613254.4	971175.9	5.9 *
14. R14	*	613336.8	971176.6	5.9 *
15. R15	*	613418.8	971177.4	5.9 *
16. R16	*	613500.8	971178.2	5.9 *
17. R17	*	613582.8	971180.6	5.9 *
18. R18	*	613664.8	971180.0	5.9 *
19. R19	*	613746.8	971180.8	5.9 *
20. R20	*	613828.7	971181.6	5.9 *
21. R21	*	613910.8	971182.4	5.9 *
22. R22	*	613992.8	971181.7	5.9 *
23. R23	*	614074.8	971182.5	5.9 *
24. R24	*	614156.8	971184.9	5.9 *
25. R25	*	614238.7	971185.7	5.9 *
26. R26	*	614271.1	970670.5	5.9 *
27. R27	*	614189.3	970663.9	5.9 *
28. R28	*	614107.6	970657.1	5.9 *
29. R29	*	614025.9	970650.4	5.9 *
30. R30	*	613944.1	970643.7	5.9 *
31. R31	*	613862.4	970636.9	5.9 *
32. R32	*	613780.7	970630.2	5.9 *
33. R33	*	613699.0	970623.5	5.9 *
34. R34	*	613617.3	970616.8	5.9 *
35. R35	*	613535.5	970610.0	5.9 *
36. R36	*	613453.8	970603.3	5.9 *
37. R37	*	613372.1	970596.6	5.9 *

JOB: SR101L&67thAveTI (2040 Build) RUN: 2040 Build 67th Ave TI AM

DATE : 8/27/21
TIME : 9:56:51

RECEPTOR LOCATIONS

RECEPTOR	*	COORDINATES (FT) X	Y	Z *
38. R38	*	613290.4	970589.8	5.9 *
39. R39	*	613208.6	970583.1	5.9 *
40. R40	*	613127.0	970576.4	5.9 *
41. R41	*	613034.5	970667.0	5.9 *
42. R42	*	613045.2	970569.6	5.9 *
43. R43	*	613045.2	970487.6	5.9 *
44. R44	*	613045.2	970405.6	5.9 *
45. R45	*	613042.2	970323.7	5.9 *

```
    46. R46                  *    613036.7   970241.9        5.9   *
    47. R47                  *    613035.4   970159.8        5.9   *
    48. R48                  *    613036.7   970077.9        5.9   *
    49. R49                  *    613036.6   969995.9        5.9   *
                                                                                                                                PAGE  4
     JOB: SR101L&67thAveTI (2040 Build)                        RUN: 2040 Build 67th Ave TI AM

      MODEL RESULTS
      -------------

      REMARKS : In search of the angle corresponding to
                the maximum concentration, only the first
                angle, of the angles with same maximum
                concentrations, is indicated as maximum.

WIND ANGLE RANGE:   0.-360.

WIND  * CONCENTRATION
ANGLE *      (PPM)
(DEGR)* REC1  REC2  REC3  REC4  REC5  REC6  REC7  REC8  REC9  REC10 REC11 REC12 REC13 REC14 REC15 REC16 REC17 REC18 REC19 REC20
------*-------------------------------------------------------------------------------------------------------------------------
  0.  *   0.0   0.0   0.0   0.0   0.0   0.0   0.0   0.0   0.0   0.0   0.0   0.0   0.0   0.0   0.0   0.0   0.0   0.0   0.0   0.0
 10.  *   0.0   0.0   0.0   0.0   0.0   0.0   0.0   0.0   0.0   0.0   0.0   0.0   0.0   0.0   0.0   0.0   0.0   0.0   0.0   0.0
 20.  *   0.0   0.0   0.0   0.0   0.0   0.0   0.0   0.0   0.0   0.0   0.0   0.0   0.0   0.0   0.0   0.0   0.0   0.0   0.0   0.0
 30.  *   0.0   0.0   0.0   0.0   0.0   0.0   0.0   0.0   0.0   0.0   0.0   0.0   0.0   0.0   0.0   0.0   0.0   0.0   0.0   0.0
 40.  *   0.0   0.0   0.0   0.0   0.0   0.0   0.0   0.0   0.0   0.0   0.0   0.0   0.0   0.0   0.0   0.0   0.0   0.0   0.0   0.0
 50.  *   0.0   0.0   0.0   0.0   0.0   0.0   0.0   0.0   0.0   0.0   0.0   0.0   0.0   0.0   0.0   0.0   0.0   0.0   0.0   0.0
 60.  *   0.0   0.0   0.0   0.0   0.0   0.0   0.0   0.0   0.0   0.0   0.0   0.0   0.0   0.0   0.0   0.0   0.0   0.0   0.0   0.0
 70.  *   0.0   0.0   0.0   0.0   0.0   0.0   0.0   0.0   0.0   0.0   0.0   0.0   0.0   0.0   0.0   0.0   0.0   0.0   0.0   0.0
 80.  *   0.0   0.0   0.0   0.0   0.0   0.0   0.0   0.0   0.0   0.0   0.0   0.0   0.0   0.0   0.0   0.0   0.0   0.0   0.0   0.0
 90.  *   0.0   0.0   0.0   0.0   0.0   0.0   0.0   0.0   0.0   0.0   0.0   0.0   0.0   0.0   0.0   0.0   0.0   0.0   0.0   0.0
100.  *   0.0   0.0   0.0   0.0   0.0   0.0   0.0   0.0   0.0   0.0   0.0   0.0   0.0   0.0   0.0   0.0   0.0   0.0   0.0   0.0
110.  *   0.0   0.0   0.0   0.0   0.0   0.0   0.0   0.0   0.0   0.0   0.0   0.0   0.0   0.0   0.0   0.0   0.0   0.0   0.0   0.0
120.  *   0.0   0.0   0.0   0.0   0.0   0.0   0.0   0.0   0.0   0.0   0.0   0.0   0.0   0.0   0.0   0.0   0.0   0.0   0.0   0.0
130.  *   0.0   0.0   0.0   0.0   0.0   0.0   0.0   0.0   0.0   0.0   0.0   0.0   0.0   0.0   0.0   0.0   0.0   0.0   0.0   0.0
140.  *   0.0   0.0   0.0   0.0   0.0   0.0   0.0   0.0   0.0   0.0   0.0   0.0   0.0   0.0   0.0   0.0   0.0   0.0   0.0   0.0
150.  *   0.0   0.0   0.0   0.0   0.0   0.0   0.0   0.0   0.0   0.0   0.0   0.0   0.0   0.0   0.0   0.0   0.0   0.0   0.0   0.0
160.  *   0.0   0.0   0.0   0.0   0.0   0.0   0.0   0.0   0.0   0.0   0.0   0.0   0.0   0.0   0.0   0.0   0.0   0.0   0.0   0.0
170.  *   0.0   0.0   0.0   0.0   0.0   0.0   0.0   0.0   0.0   0.0   0.0   0.0   0.0   0.0   0.0   0.0   0.0   0.0   0.0   0.0
180.  *   0.0   0.0   0.0   0.0   0.0   0.0   0.0   0.0   0.0   0.0   0.0   0.0   0.0   0.0   0.0   0.0   0.0   0.0   0.0   0.0
190.  *   0.0   0.0   0.0   0.0   0.0   0.0   0.0   0.0   0.0   0.0   0.0   0.0   0.0   0.0   0.0   0.0   0.0   0.0   0.0   0.0
200.  *   0.1   0.1   0.1   0.1   0.2   0.1   0.0   0.0   0.0   0.1   0.0   0.0   0.0   0.0   0.0   0.0   0.0   0.0   0.0   0.0
210.  *   0.1   0.1   0.1   0.1   0.1   0.1   0.1   0.0   0.0   0.1   0.0   0.0   0.0   0.0   0.0   0.0   0.0   0.0   0.0   0.0
220.  *   0.0   0.0   0.1   0.1   0.1   0.1   0.1   0.0   0.0   0.0   0.0   0.0   0.0   0.0   0.0   0.0   0.0   0.0   0.0   0.0
230.  *   0.0   0.0   0.0   0.0   0.0   0.0   0.0   0.0   0.0   0.0   0.0   0.0   0.0   0.0   0.0   0.0   0.0   0.0   0.0   0.0
240.  *   0.0   0.0   0.0   0.0   0.0   0.0   0.0   0.0   0.0   0.0   0.0   0.0   0.0   0.0   0.0   0.0   0.0   0.0   0.0   0.0
250.  *   0.0   0.0   0.0   0.0   0.0   0.0   0.0   0.0   0.0   0.0   0.0   0.0   0.0   0.0   0.0   0.0   0.0   0.0   0.0   0.0
```

260.	*	0.0	0.0	0.0	0.0	0.0	0.0	0.0	0.0	0.0	0.0	0.0	0.0	0.0	0.0	0.0	0.0	0.0	0.0	0.0	0.0
270.	*	0.0	0.0	0.0	0.0	0.0	0.0	0.0	0.0	0.0	0.0	0.0	0.0	0.0	0.0	0.0	0.0	0.0	0.0	0.0	0.0
280.	*	0.0	0.0	0.0	0.0	0.0	0.0	0.0	0.0	0.0	0.0	0.0	0.0	0.0	0.0	0.0	0.0	0.0	0.0	0.0	0.0
290.	*	0.0	0.0	0.0	0.0	0.0	0.0	0.0	0.0	0.0	0.0	0.0	0.0	0.0	0.0	0.0	0.0	0.0	0.0	0.0	0.0
300.	*	0.0	0.0	0.0	0.0	0.0	0.0	0.0	0.0	0.0	0.0	0.0	0.0	0.0	0.0	0.0	0.0	0.0	0.0	0.0	0.0
310.	*	0.0	0.0	0.0	0.0	0.0	0.0	0.0	0.0	0.0	0.0	0.0	0.0	0.0	0.0	0.0	0.0	0.0	0.0	0.0	0.0
320.	*	0.0	0.0	0.0	0.0	0.1	0.1	0.1	0.1	0.1	0.0	0.0	0.0	0.0	0.0	0.0	0.0	0.0	0.0	0.0	0.0
330.	*	0.0	0.0	0.0	0.0	0.1	0.1	0.1	0.1	0.1	0.1	0.0	0.0	0.0	0.0	0.0	0.0	0.0	0.0	0.0	0.0
340.	*	0.0	0.0	0.0	0.0	0.1	0.1	0.2	0.2	0.2	0.1	0.0	0.0	0.0	0.0	0.0	0.0	0.0	0.0	0.0	0.0
350.	*	0.0	0.0	0.0	0.0	0.0	0.0	0.0	0.1	0.1	0.0	0.0	0.0	0.0	0.0	0.0	0.0	0.0	0.0	0.0	0.0
360.	*	0.0	0.0	0.0	0.0	0.0	0.0	0.0	0.0	0.0	0.0	0.0	0.0	0.0	0.0	0.0	0.0	0.0	0.0	0.0	0.0
MAX	*	0.1	0.1	0.1	0.1	0.2	0.1	0.2	0.2	0.2	0.1	0.0	0.0	0.0	0.0	0.0	0.0	0.0	0.0	0.0	0.0
DEGR.	*	200	200	200	200	200	200	340	340	340	200	0	0	0	0	0	0	0	0	0	0

JOB: SR101L&67thAveTI (2040 Build) RUN: 2040 Build 67th Ave TI AM

MODEL RESULTS

REMARKS : In search of the angle corresponding to the maximum concentration, only the first angle, of the angles with same maximum concentrations, is indicated as maximum.

WIND ANGLE RANGE: 0.-360.

WIND ANGLE (DEGR)	*	CONCENTRATION (PPM) REC21	REC22	REC23	REC24	REC25	REC26	REC27	REC28	REC29	REC30	REC31	REC32	REC33	REC34	REC35	REC36	REC37	REC38	REC39	REC40
0.	*	0.0	0.0	0.0	0.0	0.0	0.0	0.0	0.0	0.0	0.0	0.0	0.0	0.0	0.0	0.0	0.0	0.0	0.0	0.0	0.0
10.	*	0.0	0.0	0.0	0.0	0.0	0.0	0.0	0.0	0.0	0.0	0.0	0.0	0.0	0.0	0.0	0.0	0.0	0.0	0.0	0.0
20.	*	0.0	0.0	0.0	0.0	0.0	0.0	0.0	0.0	0.0	0.0	0.0	0.0	0.0	0.0	0.0	0.0	0.0	0.0	0.0	0.0
30.	*	0.0	0.0	0.0	0.0	0.0	0.0	0.0	0.0	0.0	0.0	0.0	0.0	0.0	0.0	0.0	0.0	0.0	0.0	0.0	0.0
40.	*	0.0	0.0	0.0	0.0	0.0	0.0	0.0	0.0	0.0	0.0	0.0	0.0	0.0	0.0	0.0	0.0	0.0	0.0	0.0	0.0
50.	*	0.0	0.0	0.0	0.0	0.0	0.0	0.0	0.0	0.0	0.0	0.0	0.0	0.0	0.0	0.0	0.0	0.0	0.0	0.0	0.0
60.	*	0.0	0.0	0.0	0.0	0.0	0.0	0.0	0.0	0.0	0.0	0.0	0.0	0.0	0.0	0.0	0.0	0.0	0.0	0.0	0.0
70.	*	0.0	0.0	0.0	0.0	0.0	0.0	0.0	0.0	0.0	0.0	0.0	0.0	0.0	0.0	0.0	0.0	0.0	0.0	0.0	0.0
80.	*	0.0	0.0	0.0	0.0	0.0	0.0	0.0	0.0	0.0	0.0	0.0	0.0	0.0	0.0	0.0	0.0	0.0	0.0	0.0	0.0
90.	*	0.0	0.0	0.0	0.0	0.0	0.0	0.0	0.0	0.0	0.0	0.0	0.0	0.0	0.0	0.0	0.0	0.0	0.0	0.0	0.0
100.	*	0.0	0.0	0.0	0.0	0.0	0.0	0.0	0.0	0.0	0.0	0.0	0.0	0.0	0.0	0.0	0.0	0.0	0.0	0.0	0.0
110.	*	0.0	0.0	0.0	0.0	0.0	0.0	0.0	0.0	0.0	0.0	0.0	0.0	0.0	0.0	0.0	0.0	0.0	0.0	0.0	0.0
120.	*	0.0	0.0	0.0	0.0	0.0	0.0	0.0	0.0	0.0	0.0	0.0	0.0	0.0	0.0	0.0	0.0	0.0	0.0	0.0	0.0
130.	*	0.0	0.0	0.0	0.0	0.0	0.0	0.0	0.0	0.0	0.0	0.0	0.0	0.0	0.0	0.0	0.0	0.0	0.0	0.0	0.0
140.	*	0.0	0.0	0.0	0.0	0.0	0.0	0.0	0.0	0.0	0.0	0.0	0.0	0.0	0.0	0.0	0.0	0.0	0.0	0.0	0.0

150.	*	0.0	0.0	0.0	0.0	0.0	0.0	0.0	0.0	0.0	0.0	0.0	0.0	0.0	0.0	0.0	0.0	0.0	0.0	0.0	0.0
160.	*	0.0	0.0	0.0	0.0	0.0	0.0	0.0	0.0	0.0	0.0	0.0	0.0	0.0	0.0	0.0	0.0	0.0	0.0	0.0	0.0
170.	*	0.0	0.0	0.0	0.0	0.0	0.0	0.0	0.0	0.0	0.0	0.0	0.0	0.0	0.0	0.0	0.0	0.0	0.0	0.0	0.0
180.	*	0.0	0.0	0.0	0.0	0.0	0.0	0.0	0.0	0.0	0.0	0.0	0.0	0.0	0.0	0.0	0.0	0.0	0.0	0.0	0.0
190.	*	0.0	0.0	0.0	0.0	0.0	0.0	0.0	0.0	0.0	0.0	0.0	0.0	0.0	0.0	0.0	0.0	0.0	0.0	0.0	0.0
200.	*	0.0	0.0	0.0	0.0	0.0	0.0	0.0	0.0	0.0	0.0	0.0	0.0	0.0	0.0	0.0	0.0	0.0	0.0	0.0	0.0
210.	*	0.0	0.0	0.0	0.0	0.0	0.0	0.0	0.0	0.0	0.0	0.0	0.0	0.0	0.0	0.0	0.0	0.0	0.0	0.0	0.0
220.	*	0.0	0.0	0.0	0.0	0.0	0.0	0.0	0.0	0.0	0.0	0.0	0.0	0.0	0.0	0.0	0.0	0.0	0.0	0.0	0.0
230.	*	0.0	0.0	0.0	0.0	0.0	0.0	0.0	0.0	0.0	0.0	0.0	0.0	0.0	0.0	0.0	0.0	0.0	0.0	0.0	0.0
240.	*	0.0	0.0	0.0	0.0	0.0	0.0	0.0	0.0	0.0	0.0	0.0	0.0	0.0	0.0	0.0	0.0	0.0	0.0	0.0	0.0
250.	*	0.0	0.0	0.0	0.0	0.0	0.0	0.0	0.0	0.0	0.0	0.0	0.0	0.0	0.0	0.0	0.0	0.0	0.0	0.0	0.0
260.	*	0.0	0.0	0.0	0.0	0.0	0.0	0.0	0.0	0.0	0.0	0.0	0.0	0.0	0.0	0.0	0.0	0.0	0.0	0.0	0.0
270.	*	0.0	0.0	0.0	0.0	0.0	0.0	0.0	0.0	0.0	0.0	0.0	0.0	0.0	0.0	0.0	0.0	0.0	0.0	0.0	0.0
280.	*	0.0	0.0	0.0	0.0	0.0	0.0	0.0	0.0	0.0	0.0	0.0	0.0	0.0	0.0	0.0	0.0	0.0	0.0	0.0	0.0
290.	*	0.0	0.0	0.0	0.0	0.0	0.0	0.0	0.0	0.0	0.0	0.0	0.0	0.0	0.0	0.0	0.0	0.0	0.0	0.0	0.0
300.	*	0.0	0.0	0.0	0.0	0.0	0.0	0.0	0.0	0.0	0.0	0.0	0.0	0.0	0.0	0.0	0.0	0.0	0.0	0.0	0.0
310.	*	0.0	0.0	0.0	0.0	0.0	0.0	0.0	0.0	0.0	0.0	0.0	0.0	0.0	0.0	0.0	0.0	0.0	0.0	0.0	0.0
320.	*	0.0	0.0	0.0	0.0	0.0	0.0	0.0	0.0	0.0	0.0	0.0	0.0	0.0	0.0	0.0	0.0	0.0	0.0	0.0	0.0
330.	*	0.0	0.0	0.0	0.0	0.0	0.0	0.0	0.0	0.0	0.0	0.0	0.0	0.0	0.0	0.0	0.0	0.0	0.0	0.0	0.0
340.	*	0.0	0.0	0.0	0.0	0.0	0.0	0.0	0.0	0.0	0.0	0.0	0.0	0.0	0.0	0.0	0.0	0.0	0.0	0.0	0.0
350.	*	0.0	0.0	0.0	0.0	0.0	0.0	0.0	0.0	0.0	0.0	0.0	0.0	0.0	0.0	0.0	0.0	0.0	0.0	0.0	0.0
360.	*	0.0	0.0	0.0	0.0	0.0	0.0	0.0	0.0	0.0	0.0	0.0	0.0	0.0	0.0	0.0	0.0	0.0	0.0	0.0	0.0
MAX	*	0.0	0.0	0.0	0.0	0.0	0.0	0.0	0.0	0.0	0.0	0.0	0.0	0.0	0.0	0.0	0.0	0.0	0.0	0.0	0.0
DEGR.	*	0	0	0	0	0	0	0	0	0	0	0	0	0	0	0	0	0	0	0	0

JOB: SR101L&67thAveTI (2040 Build) RUN: 2040 Build 67th Ave TI AM

MODEL RESULTS

REMARKS : In search of the angle corresponding to the maximum concentration, only the first angle, of the angles with same maximum concentrations, is indicated as maximum.

WIND ANGLE RANGE: 0.-360.

WIND ANGLE (DEGR)	*	CONCENTRATION (PPM) REC41	REC42	REC43	REC44	REC45	REC46	REC47	REC48	REC49
0.	*	0.0	0.0	0.0	0.0	0.0	0.0	0.0	0.0	0.0
10.	*	0.0	0.0	0.0	0.0	0.0	0.0	0.0	0.0	0.0
20.	*	0.0	0.0	0.0	0.0	0.0	0.0	0.0	0.0	0.0
30.	*	0.0	0.0	0.0	0.0	0.0	0.0	0.0	0.0	0.0

```
 40.  *   0.0   0.0   0.0   0.0   0.0   0.0   0.0   0.0   0.0
 50.  *   0.0   0.0   0.0   0.0   0.0   0.0   0.0   0.0   0.0
 60.  *   0.0   0.0   0.0   0.0   0.0   0.0   0.0   0.0   0.0
 70.  *   0.0   0.0   0.0   0.0   0.0   0.0   0.0   0.0   0.0
 80.  *   0.0   0.0   0.0   0.0   0.0   0.0   0.0   0.0   0.0
 90.  *   0.1   0.0   0.0   0.0   0.0   0.0   0.0   0.0   0.0
100.  *   0.1   0.0   0.0   0.0   0.0   0.0   0.0   0.0   0.0
110.  *   0.1   0.0   0.0   0.0   0.0   0.0   0.0   0.0   0.0
120.  *   0.1   0.0   0.0   0.0   0.0   0.0   0.0   0.0   0.0
130.  *   0.1   0.0   0.0   0.0   0.0   0.0   0.0   0.0   0.0
140.  *   0.1   0.0   0.0   0.0   0.0   0.0   0.0   0.0   0.0
150.  *   0.0   0.0   0.0   0.0   0.0   0.0   0.0   0.0   0.0
160.  *   0.0   0.0   0.0   0.0   0.0   0.0   0.0   0.0   0.0
170.  *   0.0   0.0   0.0   0.0   0.0   0.0   0.0   0.0   0.0
180.  *   0.0   0.0   0.0   0.0   0.0   0.0   0.0   0.0   0.0
190.  *   0.0   0.0   0.0   0.0   0.0   0.0   0.0   0.0   0.0
200.  *   0.0   0.0   0.0   0.0   0.0   0.0   0.0   0.0   0.0
210.  *   0.0   0.0   0.0   0.0   0.0   0.0   0.0   0.0   0.0
220.  *   0.0   0.0   0.0   0.0   0.0   0.0   0.0   0.0   0.0
230.  *   0.0   0.0   0.0   0.0   0.0   0.0   0.0   0.0   0.0
240.  *   0.0   0.0   0.0   0.0   0.0   0.0   0.0   0.0   0.0
250.  *   0.0   0.0   0.0   0.0   0.0   0.0   0.0   0.0   0.0
260.  *   0.0   0.0   0.0   0.0   0.0   0.0   0.0   0.0   0.0
270.  *   0.0   0.0   0.0   0.0   0.0   0.0   0.0   0.0   0.0
280.  *   0.0   0.0   0.0   0.0   0.0   0.0   0.0   0.0   0.0
290.  *   0.0   0.0   0.0   0.0   0.0   0.0   0.0   0.0   0.0
300.  *   0.1   0.0   0.0   0.0   0.0   0.0   0.0   0.0   0.0
310.  *   0.1   0.0   0.0   0.0   0.0   0.0   0.0   0.0   0.0
320.  *   0.1   0.0   0.0   0.0   0.0   0.0   0.0   0.0   0.0
330.  *   0.1   0.1   0.0   0.0   0.0   0.0   0.0   0.0   0.0
340.  *   0.1   0.0   0.0   0.0   0.0   0.0   0.0   0.0   0.0
350.  *   0.0   0.0   0.0   0.0   0.0   0.0   0.0   0.0   0.0
360.  *   0.0   0.0   0.0   0.0   0.0   0.0   0.0   0.0   0.0
------*-------------------------------------------------------
MAX   *   0.1   0.1   0.0   0.0   0.0   0.0   0.0   0.0   0.0
DEGR. *   90   330     0     0     0     0     0     0     0

THE HIGHEST CONCENTRATION OF    0.20 PPM OCCURRED AT RECEPTOR REC5 .
```


JOB: SR101L&67thAveTI (2040 Build) RUN: 2040 Build 67th Ave TI AM

DATE : 8/27/21
TIME : 9:56:51

RECEPTOR - LINK MATRIX FOR THE ANGLE PRODUCING
THE MAXIMUM CONCENTRATION FOR EACH RECEPTOR

CO/LINK (PPM)
ANGLE (DEGREES)

LINK #	REC1	REC2	REC3	REC4	REC5	REC6	REC7	REC8	REC9	REC10	REC11	REC12	REC13	REC14	REC15	REC16	REC17	REC18	REC19	REC20
	200	200	200	200	200	200	340	340	340	200	0	0	0	0	0	0	0	0	0	0
1	0.0	0.0	0.0	0.0	0.0	0.0	0.0	0.0	0.0	0.0	0.0	0.0	0.0	0.0	0.0	0.0	0.0	0.0	0.0	0.0
2	0.0	0.0	0.0	0.0	0.0	0.0	0.0	0.0	0.0	0.0	0.0	0.0	0.0	0.0	0.0	0.0	0.0	0.0	0.0	0.0
3	0.0	0.0	0.0	0.0	0.0	0.0	0.0	0.0	0.0	0.0	0.0	0.0	0.0	0.0	0.0	0.0	0.0	0.0	0.0	0.0
4	0.0	0.0	0.0	0.0	0.0	0.0	0.0	0.0	0.0	0.0	0.0	0.0	0.0	0.0	0.0	0.0	0.0	0.0	0.0	0.0
5	0.0	0.0	0.0	0.0	0.0	0.0	0.0	0.0	0.0	0.0	0.0	0.0	0.0	0.0	0.0	0.0	0.0	0.0	0.0	0.0
6	0.0	0.0	0.0	0.0	0.0	0.0	0.0	0.0	0.0	0.0	0.0	0.0	0.0	0.0	0.0	0.0	0.0	0.0	0.0	0.0
7	0.0	0.0	0.0	0.0	0.0	0.0	0.0	0.0	0.0	0.0	0.0	0.0	0.0	0.0	0.0	0.0	0.0	0.0	0.0	0.0
8	0.0	0.0	0.0	0.0	0.0	0.0	0.0	0.0	0.0	0.0	0.0	0.0	0.0	0.0	0.0	0.0	0.0	0.0	0.0	0.0
9	0.0	0.0	0.0	0.0	0.0	0.0	0.0	0.0	0.0	0.0	0.0	0.0	0.0	0.0	0.0	0.0	0.0	0.0	0.0	0.0
10	0.0	0.0	0.0	0.0	0.0	0.0	0.0	0.0	0.0	0.0	0.0	0.0	0.0	0.0	0.0	0.0	0.0	0.0	0.0	0.0
11	0.0	0.0	0.0	0.0	0.0	0.0	0.0	0.0	0.0	0.0	0.0	0.0	0.0	0.0	0.0	0.0	0.0	0.0	0.0	0.0
12	0.0	0.0	0.0	0.0	0.0	0.0	0.0	0.0	0.0	0.0	0.0	0.0	0.0	0.0	0.0	0.0	0.0	0.0	0.0	0.0
13	0.0	0.0	0.0	0.0	0.0	0.0	0.0	0.0	0.0	0.0	0.0	0.0	0.0	0.0	0.0	0.0	0.0	0.0	0.0	0.0
14	0.0	0.0	0.0	0.0	0.0	0.0	0.0	0.0	0.0	0.0	0.0	0.0	0.0	0.0	0.0	0.0	0.0	0.0	0.0	0.0
15	0.0	0.0	0.0	0.0	0.0	0.0	0.0	0.0	0.0	0.0	0.0	0.0	0.0	0.0	0.0	0.0	0.0	0.0	0.0	0.0
16	0.0	0.0	0.0	0.0	0.0	0.0	0.0	0.0	0.0	0.0	0.0	0.0	0.0	0.0	0.0	0.0	0.0	0.0	0.0	0.0
17	0.0	0.0	0.0	0.0	0.0	0.0	0.0	0.0	0.0	0.0	0.0	0.0	0.0	0.0	0.0	0.0	0.0	0.0	0.0	0.0
18	0.0	0.0	0.0	0.0	0.0	0.0	0.0	0.0	0.0	0.0	0.0	0.0	0.0	0.0	0.0	0.0	0.0	0.0	0.0	0.0
19	0.0	0.0	0.0	0.0	0.0	0.0	0.0	0.0	0.0	0.0	0.0	0.0	0.0	0.0	0.0	0.0	0.0	0.0	0.0	0.0
20	0.0	0.0	0.0	0.0	0.0	0.0	0.0	0.0	0.0	0.0	0.0	0.0	0.0	0.0	0.0	0.0	0.0	0.0	0.0	0.0
21	0.0	0.0	0.0	0.0	0.0	0.0	0.0	0.0	0.0	0.0	0.0	0.0	0.0	0.0	0.0	0.0	0.0	0.0	0.0	0.0
22	0.0	0.0	0.0	0.0	0.0	0.0	0.0	0.0	0.0	0.0	0.0	0.0	0.0	0.0	0.0	0.0	0.0	0.0	0.0	0.0
23	0.0	0.0	0.0	0.0	0.0	0.0	0.0	0.0	0.0	0.0	0.0	0.0	0.0	0.0	0.0	0.0	0.0	0.0	0.0	0.0
24	0.1	0.1	0.1	0.1	0.1	0.0	0.1	0.1	0.1	0.0	0.0	0.0	0.0	0.0	0.0	0.0	0.0	0.0	0.0	0.0
25	0.0	0.0	0.0	0.0	0.0	0.0	0.0	0.0	0.0	0.1	0.0	0.0	0.0	0.0	0.0	0.0	0.0	0.0	0.0	0.0
26	0.0	0.0	0.0	0.0	0.0	0.0	0.0	0.0	0.0	0.0	0.0	0.0	0.0	0.0	0.0	0.0	0.0	0.0	0.0	0.0
27	0.0	0.0	0.0	0.0	0.0	0.0	0.0	0.0	0.0	0.0	0.0	0.0	0.0	0.0	0.0	0.0	0.0	0.0	0.0	0.0
28	0.0	0.0	0.0	0.0	0.0	0.0	0.0	0.0	0.0	0.0	0.0	0.0	0.0	0.0	0.0	0.0	0.0	0.0	0.0	0.0
29	0.0	0.0	0.0	0.0	0.0	0.0	0.0	0.0	0.0	0.0	0.0	0.0	0.0	0.0	0.0	0.0	0.0	0.0	0.0	0.0
30	0.0	0.0	0.0	0.0	0.1	0.1	0.1	0.1	0.1	0.0	0.0	0.0	0.0	0.0	0.0	0.0	0.0	0.0	0.0	0.0
31	0.0	0.0	0.0	0.0	0.0	0.0	0.0	0.0	0.0	0.0	0.0	0.0	0.0	0.0	0.0	0.0	0.0	0.0	0.0	0.0
32	0.0	0.0	0.0	0.0	0.0	0.0	0.0	0.0	0.0	0.0	0.0	0.0	0.0	0.0	0.0	0.0	0.0	0.0	0.0	0.0
33	0.0	0.0	0.0	0.0	0.0	0.0	0.0	0.0	0.0	0.0	0.0	0.0	0.0	0.0	0.0	0.0	0.0	0.0	0.0	0.0
34	0.0	0.0	0.0	0.0	0.0	0.0	0.0	0.0	0.0	0.0	0.0	0.0	0.0	0.0	0.0	0.0	0.0	0.0	0.0	0.0
35	0.0	0.0	0.0	0.0	0.0	0.0	0.0	0.0	0.0	0.0	0.0	0.0	0.0	0.0	0.0	0.0	0.0	0.0	0.0	0.0
36	0.0	0.0	0.0	0.0	0.0	0.0	0.0	0.0	0.0	0.0	0.0	0.0	0.0	0.0	0.0	0.0	0.0	0.0	0.0	0.0
37	0.0	0.0	0.0	0.0	0.0	0.0	0.0	0.0	0.0	0.0	0.0	0.0	0.0	0.0	0.0	0.0	0.0	0.0	0.0	0.0
38	0.0	0.0	0.0	0.0	0.0	0.0	0.0	0.0	0.0	0.0	0.0	0.0	0.0	0.0	0.0	0.0	0.0	0.0	0.0	0.0
39	0.0	0.0	0.0	0.0	0.0	0.0	0.0	0.0	0.0	0.0	0.0	0.0	0.0	0.0	0.0	0.0	0.0	0.0	0.0	0.0

DATE : 8/27/21
TIME : 9:56:51

RECEPTOR - LINK MATRIX FOR THE ANGLE PRODUCING
THE MAXIMUM CONCENTRATION FOR EACH RECEPTOR

CO/LINK (PPM)
ANGLE (DEGREES)

LINK #	REC21 0 0	REC22 0	REC23 0	REC24 0	REC25 0	REC26 0	REC27 0	REC28 0	REC29 0	REC30 0	REC31 0	REC32 0	REC33 0	REC34 0	REC35 0	REC36 0	REC37 0	REC38 0	REC39 0	REC40
1	0.0	0.0	0.0	0.0	0.0	0.0	0.0	0.0	0.0	0.0	0.0	0.0	0.0	0.0	0.0	0.0	0.0	0.0	0.0	0.0
2	0.0	0.0	0.0	0.0	0.0	0.0	0.0	0.0	0.0	0.0	0.0	0.0	0.0	0.0	0.0	0.0	0.0	0.0	0.0	0.0
3	0.0	0.0	0.0	0.0	0.0	0.0	0.0	0.0	0.0	0.0	0.0	0.0	0.0	0.0	0.0	0.0	0.0	0.0	0.0	0.0
4	0.0	0.0	0.0	0.0	0.0	0.0	0.0	0.0	0.0	0.0	0.0	0.0	0.0	0.0	0.0	0.0	0.0	0.0	0.0	0.0
5	0.0	0.0	0.0	0.0	0.0	0.0	0.0	0.0	0.0	0.0	0.0	0.0	0.0	0.0	0.0	0.0	0.0	0.0	0.0	0.0
6	0.0	0.0	0.0	0.0	0.0	0.0	0.0	0.0	0.0	0.0	0.0	0.0	0.0	0.0	0.0	0.0	0.0	0.0	0.0	0.0
7	0.0	0.0	0.0	0.0	0.0	0.0	0.0	0.0	0.0	0.0	0.0	0.0	0.0	0.0	0.0	0.0	0.0	0.0	0.0	0.0
8	0.0	0.0	0.0	0.0	0.0	0.0	0.0	0.0	0.0	0.0	0.0	0.0	0.0	0.0	0.0	0.0	0.0	0.0	0.0	0.0
9	0.0	0.0	0.0	0.0	0.0	0.0	0.0	0.0	0.0	0.0	0.0	0.0	0.0	0.0	0.0	0.0	0.0	0.0	0.0	0.0
10	0.0	0.0	0.0	0.0	0.0	0.0	0.0	0.0	0.0	0.0	0.0	0.0	0.0	0.0	0.0	0.0	0.0	0.0	0.0	0.0
11	0.0	0.0	0.0	0.0	0.0	0.0	0.0	0.0	0.0	0.0	0.0	0.0	0.0	0.0	0.0	0.0	0.0	0.0	0.0	0.0
12	0.0	0.0	0.0	0.0	0.0	0.0	0.0	0.0	0.0	0.0	0.0	0.0	0.0	0.0	0.0	0.0	0.0	0.0	0.0	0.0
13	0.0	0.0	0.0	0.0	0.0	0.0	0.0	0.0	0.0	0.0	0.0	0.0	0.0	0.0	0.0	0.0	0.0	0.0	0.0	0.0
14	0.0	0.0	0.0	0.0	0.0	0.0	0.0	0.0	0.0	0.0	0.0	0.0	0.0	0.0	0.0	0.0	0.0	0.0	0.0	0.0
15	0.0	0.0	0.0	0.0	0.0	0.0	0.0	0.0	0.0	0.0	0.0	0.0	0.0	0.0	0.0	0.0	0.0	0.0	0.0	0.0
16	0.0	0.0	0.0	0.0	0.0	0.0	0.0	0.0	0.0	0.0	0.0	0.0	0.0	0.0	0.0	0.0	0.0	0.0	0.0	0.0
17	0.0	0.0	0.0	0.0	0.0	0.0	0.0	0.0	0.0	0.0	0.0	0.0	0.0	0.0	0.0	0.0	0.0	0.0	0.0	0.0
18	0.0	0.0	0.0	0.0	0.0	0.0	0.0	0.0	0.0	0.0	0.0	0.0	0.0	0.0	0.0	0.0	0.0	0.0	0.0	0.0
19	0.0	0.0	0.0	0.0	0.0	0.0	0.0	0.0	0.0	0.0	0.0	0.0	0.0	0.0	0.0	0.0	0.0	0.0	0.0	0.0
20	0.0	0.0	0.0	0.0	0.0	0.0	0.0	0.0	0.0	0.0	0.0	0.0	0.0	0.0	0.0	0.0	0.0	0.0	0.0	0.0
21	0.0	0.0	0.0	0.0	0.0	0.0	0.0	0.0	0.0	0.0	0.0	0.0	0.0	0.0	0.0	0.0	0.0	0.0	0.0	0.0
22	0.0	0.0	0.0	0.0	0.0	0.0	0.0	0.0	0.0	0.0	0.0	0.0	0.0	0.0	0.0	0.0	0.0	0.0	0.0	0.0
23	0.0	0.0	0.0	0.0	0.0	0.0	0.0	0.0	0.0	0.0	0.0	0.0	0.0	0.0	0.0	0.0	0.0	0.0	0.0	0.0
24	0.0	0.0	0.0	0.0	0.0	0.0	0.0	0.0	0.0	0.0	0.0	0.0	0.0	0.0	0.0	0.0	0.0	0.0	0.0	0.0
25	0.0	0.0	0.0	0.0	0.0	0.0	0.0	0.0	0.0	0.0	0.0	0.0	0.0	0.0	0.0	0.0	0.0	0.0	0.0	0.0
26	0.0	0.0	0.0	0.0	0.0	0.0	0.0	0.0	0.0	0.0	0.0	0.0	0.0	0.0	0.0	0.0	0.0	0.0	0.0	0.0
27	0.0	0.0	0.0	0.0	0.0	0.0	0.0	0.0	0.0	0.0	0.0	0.0	0.0	0.0	0.0	0.0	0.0	0.0	0.0	0.0
28	0.0	0.0	0.0	0.0	0.0	0.0	0.0	0.0	0.0	0.0	0.0	0.0	0.0	0.0	0.0	0.0	0.0	0.0	0.0	0.0
29	0.0	0.0	0.0	0.0	0.0	0.0	0.0	0.0	0.0	0.0	0.0	0.0	0.0	0.0	0.0	0.0	0.0	0.0	0.0	0.0
30	0.0	0.0	0.0	0.0	0.0	0.0	0.0	0.0	0.0	0.0	0.0	0.0	0.0	0.0	0.0	0.0	0.0	0.0	0.0	0.0
31	0.0	0.0	0.0	0.0	0.0	0.0	0.0	0.0	0.0	0.0	0.0	0.0	0.0	0.0	0.0	0.0	0.0	0.0	0.0	0.0
32	0.0	0.0	0.0	0.0	0.0	0.0	0.0	0.0	0.0	0.0	0.0	0.0	0.0	0.0	0.0	0.0	0.0	0.0	0.0	0.0
33	0.0	0.0	0.0	0.0	0.0	0.0	0.0	0.0	0.0	0.0	0.0	0.0	0.0	0.0	0.0	0.0	0.0	0.0	0.0	0.0
34	0.0	0.0	0.0	0.0	0.0	0.0	0.0	0.0	0.0	0.0	0.0	0.0	0.0	0.0	0.0	0.0	0.0	0.0	0.0	0.0

35	*	0.0	0.0	0.0	0.0	0.0	0.0	0.0	0.0	0.0	0.0	0.0	0.0	0.0	0.0	0.0	0.0	0.0	0.0	0.0	0.0
36	*	0.0	0.0	0.0	0.0	0.0	0.0	0.0	0.0	0.0	0.0	0.0	0.0	0.0	0.0	0.0	0.0	0.0	0.0	0.0	0.0
37	*	0.0	0.0	0.0	0.0	0.0	0.0	0.0	0.0	0.0	0.0	0.0	0.0	0.0	0.0	0.0	0.0	0.0	0.0	0.0	0.0
38	*	0.0	0.0	0.0	0.0	0.0	0.0	0.0	0.0	0.0	0.0	0.0	0.0	0.0	0.0	0.0	0.0	0.0	0.0	0.0	0.0
39	*	0.0	0.0	0.0	0.0	0.0	0.0	0.0	0.0	0.0	0.0	0.0	0.0	0.0	0.0	0.0	0.0	0.0	0.0	0.0	0.0

JOB: SR101L&67thAveTI (2040 Build) RUN: 2040 Build 67th Ave TI AM

DATE : 8/27/21
TIME : 9:56:51

RECEPTOR - LINK MATRIX FOR THE ANGLE PRODUCING
THE MAXIMUM CONCENTRATION FOR EACH RECEPTOR

CO/LINK (PPM)
ANGLE (DEGREES)

LINK #	*	REC41 90	REC42 330	REC43 0	REC44 0	REC45 0	REC46 0	REC47 0	REC48 0	REC49 0
1	*	0.0	0.0	0.0	0.0	0.0	0.0	0.0	0.0	0.0
2	*	0.0	0.0	0.0	0.0	0.0	0.0	0.0	0.0	0.0
3	*	0.0	0.0	0.0	0.0	0.0	0.0	0.0	0.0	0.0
4	*	0.0	0.0	0.0	0.0	0.0	0.0	0.0	0.0	0.0
5	*	0.0	0.0	0.0	0.0	0.0	0.0	0.0	0.0	0.0
6	*	0.0	0.0	0.0	0.0	0.0	0.0	0.0	0.0	0.0
7	*	0.0	0.0	0.0	0.0	0.0	0.0	0.0	0.0	0.0
8	*	0.0	0.0	0.0	0.0	0.0	0.0	0.0	0.0	0.0
9	*	0.0	0.0	0.0	0.0	0.0	0.0	0.0	0.0	0.0
10	*	0.0	0.0	0.0	0.0	0.0	0.0	0.0	0.0	0.0
11	*	0.0	0.0	0.0	0.0	0.0	0.0	0.0	0.0	0.0
12	*	0.1	0.0	0.0	0.0	0.0	0.0	0.0	0.0	0.0
13	*	0.0	0.0	0.0	0.0	0.0	0.0	0.0	0.0	0.0
14	*	0.0	0.0	0.0	0.0	0.0	0.0	0.0	0.0	0.0
15	*	0.0	0.0	0.0	0.0	0.0	0.0	0.0	0.0	0.0
16	*	0.0	0.0	0.0	0.0	0.0	0.0	0.0	0.0	0.0
17	*	0.0	0.0	0.0	0.0	0.0	0.0	0.0	0.0	0.0
18	*	0.0	0.0	0.0	0.0	0.0	0.0	0.0	0.0	0.0
19	*	0.0	0.0	0.0	0.0	0.0	0.0	0.0	0.0	0.0
20	*	0.0	0.0	0.0	0.0	0.0	0.0	0.0	0.0	0.0
21	*	0.0	0.0	0.0	0.0	0.0	0.0	0.0	0.0	0.0
22	*	0.0	0.0	0.0	0.0	0.0	0.0	0.0	0.0	0.0
23	*	0.0	0.0	0.0	0.0	0.0	0.0	0.0	0.0	0.0
24	*	0.0	0.0	0.0	0.0	0.0	0.0	0.0	0.0	0.0
25	*	0.0	0.1	0.0	0.0	0.0	0.0	0.0	0.0	0.0
26	*	0.0	0.0	0.0	0.0	0.0	0.0	0.0	0.0	0.0
27	*	0.0	0.0	0.0	0.0	0.0	0.0	0.0	0.0	0.0

```
28  *   0.0   0.0   0.0   0.0   0.0   0.0   0.0   0.0   0.0
29  *   0.0   0.0   0.0   0.0   0.0   0.0   0.0   0.0   0.0
30  *   0.0   0.0   0.0   0.0   0.0   0.0   0.0   0.0   0.0
31  *   0.0   0.0   0.0   0.0   0.0   0.0   0.0   0.0   0.0
32  *   0.0   0.0   0.0   0.0   0.0   0.0   0.0   0.0   0.0
33  *   0.0   0.0   0.0   0.0   0.0   0.0   0.0   0.0   0.0
34  *   0.0   0.0   0.0   0.0   0.0   0.0   0.0   0.0   0.0
35  *   0.0   0.0   0.0   0.0   0.0   0.0   0.0   0.0   0.0
36  *   0.0   0.0   0.0   0.0   0.0   0.0   0.0   0.0   0.0
37  *   0.0   0.0   0.0   0.0   0.0   0.0   0.0   0.0   0.0
38  *   0.0   0.0   0.0   0.0   0.0   0.0   0.0   0.0   0.0
39  *   0.0   0.0   0.0   0.0   0.0   0.0   0.0   0.0   0.0
```

CAL3QHC: LINE SOURCE DISPERSION MODEL - VERSION 2.0 Dated 95221 PAGE 1

JOB: SR101L&67thAveTI (2040 Build) RUN: 2040 Build 67th Ave TI AM

DATE : 8/27/21
TIME : 9:56:59

The MODE flag has been set to C for calculating CO averages.

SITE & METEOROLOGICAL VARIABLES

VS = 0.0 CM/S VD = 0.0 CM/S Z0 = 108. CM
U = 1.0 M/S CLAS = 4 (D) ATIM = 60. MINUTES MIXH = 1000. M AMB = 0.0 PPM

LINK VARIABLES

	LINK DESCRIPTION	LINK COORDINATES (FT) X1	Y1	X2	Y2	LENGTH (FT)	BRG (DEG)	TYPE	VPH	EF (G/MI)	H (FT)	W (FT)	V/C	QUEUE (VEH)
1.	1_SR101_EB_ML_S1	611363.2	970723.0	612413.8	970773.2	1052.	87.	DP	7574.	0.5	-15.0	80.0		
2.	2_SR101_EB_ML_S2	612413.8	970773.2	613432.4	970822.5	1020.	87.	DP	7574.	0.5	-20.0	80.0		
3.	3_SR101_EB_ML_S3	613432.4	970822.5	614514.4	970872.8	1083.	87.	DP	7574.	0.5	-15.0	80.0		
4.	4_SR101_WB_ML_S1	612408.8	970842.7	611362.7	970792.4	1047.	267.	DP	5650.	0.5	-15.0	80.0		
5.	5_SR101_WB_ML_S2	613426.6	970891.7	612408.8	970842.7	1019.	267.	DP	5650.	0.5	-20.0	80.0		
6.	6_SR101_WB_ML_S3	614511.4	970942.6	613426.6	970891.7	1086.	267.	DP	5650.	0.5	-15.0	80.0		
7.	7_EB_frontage_road_S	611369.8	970576.8	612441.6	970592.7	1072.	89.	AG	414.	0.6	0.0	44.0		
8.	8_EB_frontage_road_S	612441.0	970607.9	612967.6	970618.0	527.	89.	AG	764.	0.6	0.0	68.0		
9.	9_EB_67th Ave offram	612885.9	970602.7	612938.7	970557.3	70.	131.	AG	151.	0.5	0.0	32.0		
10.	10_EB_67th_Ave_offra	611366.5	970682.2	612440.9	970619.7	1076.	93.	DP	401.	0.7	-10.0	32.0		
11.	11_67th_Ave_NB_onram	613018.9	970553.2	613072.6	970621.1	87.	38.	AG	442.	0.6	0.0	32.0		
12.	12_EB_67th_Ave_onram	612972.0	970632.3	613386.7	970659.1	416.	86.	AG	1856.	0.8	0.0	56.0		
13.	13_EB_67th_Ave_onram	613385.5	970671.2	614515.5	970831.3	1141.	82.	DP	1319.	0.5	-10.0	44.0		
14.	14_EB_frontage_road_	613387.3	970645.6	614518.9	970720.9	1134.	86.	AG	613.	0.8	0.0	44.0		
15.	15_WB_67th_Ave_offra	614507.5	970995.8	613531.5	971056.2	978.	274.	DP	892.	0.7	-10.0	32.0		
16.	16_WB_frontage_road_	614518.6	971111.4	613534.4	971079.4	985.	268.	AG	293.	0.6	0.0	32.0		
17.	17_WB_67th_Ave_offra	613531.5	971056.2	612981.4	971043.2	550.	269.	AG	892.	0.6	0.0	44.0		
18.	18_WB_frontage_road_	613534.3	971078.9	612985.6	971064.3	549.	268.	AG	293.	0.6	0.0	44.0		
19.	19_WB_67th_Ave_offra	613075.6	971073.4	613014.1	971113.8	74.	303.	AG	446.	0.6	0.0	32.0		
20.	20_WB_67th_Ave_onram	612932.7	971133.8	612877.7	971050.2	100.	213.	AG	414.	0.6	0.0	32.0		
21.	21_WB_67th_Ave_onram	612979.5	971043.7	612571.4	971010.8	409.	265.	AG	611.	0.5	0.0	56.0		
22.	22_WB_frontage_road_	612570.9	971023.6	611359.9	970946.4	1213.	266.	AG	191.	0.6	0.0	44.0		
23.	23_WB_67th_Ave_onram	612572.6	970997.4	611363.7	970838.7	1219.	263.	DP	444.	0.5	-10.0	44.0		
24.	24_SB_67th_Ave_S1	612958.2	971834.8	612960.2	971063.4	771.	180.	AG	2402.	1.0	0.0	56.0		
25.	25_SB_67th_Ave_S2	612960.2	971063.4	612948.7	970613.7	450.	181.	BR	2524.	1.1	0.0	68.0		
26.	26_SB_67th_Ave_S3	612948.7	970613.7	612952.8	969931.1	683.	180.	AG	1296.	0.8	0.0	44.0		
27.	27_SB_67th_Ave_left	612971.1	970692.7	613065.6	970636.9	110.	121.	AG	1401.	0.6	0.0	44.0		
28.	28_NB_67th_Ave_S1	613001.7	969939.4	613001.0	970612.9	673.	360.	AG	948.	0.6	0.0	44.0		

29.	29_NB_67th_Ave_S2	* 613001.0	970612.9	613003.3	971063.0	*	450.	0.	BR	930.	0.6	0.0	56.0	
30.	30_NB_67th_Ave_S3	* 613003.3	971063.0	613002.5	971831.7	*	769.	360.	AG	1419.	0.9	0.0	44.0	
31.	31_NB_67th_Ave_left	* 612986.5	970989.7	612914.2	971034.2	*	85.	302.	AG	135.	0.5	0.0	32.0	
32.	32_EB_67th_offramp_Q	* 612912.2	970616.4	612851.7	970613.6	*	61.	267.	AG	3.	100.0	0.0	48.0	0.26 3.1
33.	33_WB_67th_offramp_Q	* 613039.7	971055.1	613157.3	971058.3	*	118.	88.	AG	4.	100.0	0.0	48.0	0.30 6.0
34.	34_SB_67th_Ave_Queue	* 612953.9	971091.0	612955.2	971434.9	*	344.	0.	AG	8.	100.0	0.0	60.0	0.88 17.5
35.	35T_SB_67th_Ave_brid	* 612947.5	970679.9	612951.7	970888.4	*	209.	1.	BR	2.	100.0	0.0	24.0	0.52 10.6
36.	35L_SB_67th_Ave_brid	* 612969.6	970695.5	612964.6	976340.9	*	5645.	360.	BR	4.	100.0	0.0	24.0	3.54 286.8
37.	36T_NB_67th_Ave_brid	* 613005.2	970980.6	613004.3	970793.5	*	187.	180.	BR	2.	100.0	0.0	24.0	0.41 9.5
38.	36L_NB_67th_Ave_brid	* 612988.4	970962.5	612989.0	970413.7	*	549.	180.	BR	2.	100.0	0.0	12.0	1.39 27.9
39.	37_NB_67th_Ave_Queue	* 613003.5	970578.4	613003.2	970407.3	*	171.	180.	AG	7.	100.0	0.0	48.0	0.54 8.7

JOB: SR101L&67thAveTI (2040 Build) RUN: 2040 Build 67th Ave TI AM

DATE : 8/27/21
TIME : 9:56:59

ADDITIONAL QUEUE LINK PARAMETERS

LINK DESCRIPTION	CYCLE LENGTH (SEC)	RED TIME (SEC)	CLEARANCE LOST TIME (SEC)	APPROACH VOL (VPH)	SATURATION FLOW RATE (VPH)	IDLE EM FAC (gm/hr)	SIGNAL TYPE	ARRIVAL RATE
32. 32_EB_67th_offramp_Q*	188	58	5.0	764	1114	0.92	2	3
33. 33_WB_67th_offramp_Q*	205	75	5.0	1148	1600	0.92	2	3
34. 34_SB_67th_Ave_Queue*	205	131	5.0	2402	1676	0.92	2	3
35. 35T_SB_67th_Ave_brid*	188	68	5.0	1123	1780	0.92	2	3
36. 35L_SB_67th_Ave_brid*	188	141	5.0	1401	934	0.92	2	3
37. 36T_NB_67th_Ave_brid*	205	86	5.0	796	1780	0.92	2	3
38. 36L_NB_67th_Ave_brid*	205	173	5.0	135	796	0.92	2	3
39. 37_NB_67th_Ave_Queue*	188	132	5.0	948	1670	0.92	2	3

RECEPTOR LOCATIONS

RECEPTOR	COORDINATES (FT) X	Y	Z
1. R50	612918.8	969988.0	5.9
2. R51	612920.1	970070.0	5.9
3. R52	612921.4	970152.0	5.9
4. R53	612925.2	970233.9	5.9
5. R54	612925.2	970317.3	5.9
6. R55	612925.2	970399.3	5.9
7. R56	612925.2	970481.4	5.9
8. R57	612925.2	970563.3	5.9
9. R58	612917.9	970660.5	5.9
10. R59	612843.2	970564.3	5.9

```
11. R60                  *    612761.2   970563.6        5.9   *
12. R61                  *    612679.2   970563.0        5.9   *
13. R62                  *    612597.2   970562.3        5.9   *
14. R63                  *    612515.2   970561.5        5.9   *
15. R64                  *    612433.2   970560.9        5.9   *
16. R65                  *    612351.2   970560.2        5.9   *
17. R66                  *    612269.3   970559.5        5.9   *
18. R67                  *    612187.2   970558.9        5.9   *
19. R68                  *    612105.3   970558.2        5.9   *
20. R69                  *    612023.3   970557.5        5.9   *
21. R70                  *    611941.4   970551.8        5.9   *
22. R71                  *    611859.5   970551.0        5.9   *
23. R72                  *    611777.5   970550.3        5.9   *
24. R73                  *    611695.4   970549.5        5.9   *
25. R74                  *    612922.6   971822.9        5.9   *
26. R75                  *    612921.4   971741.0        5.9   *
27. R76                  *    612920.1   971659.0        5.9   *
28. R77                  *    612917.4   971577.1        5.9   *
29. R78                  *    612918.5   971495.0        5.9   *
30. R79                  *    612917.3   971413.0        5.9   *
31. R80                  *    612913.6   971331.2        5.9   *
32. R81                  *    612901.4   971250.6        5.9   *
33. R82                  *    612900.1   971168.6        5.9   *
34. R83                  *    612898.8   971086.7        5.9   *
35. R84                  *    612837.2   971301.6        5.9   *
36. R85                  *    612760.6   971272.2        5.9   *
37. R86                  *    612762.4   971190.2        5.9   *
```


JOB: SR101L&67thAveTI (2040 Build) RUN: 2040 Build 67th Ave TI AM

DATE : 8/27/21
TIME : 9:56:59

RECEPTOR LOCATIONS

```
                         *          COORDINATES (FT)          *
  RECEPTOR               *      X          Y          Z       *
---------------- --------*-----------------------------------*
38. R87                  *    612680.5   971173.9        5.9   *
39. R88                  *    612599.0   971165.2        5.9   *
40. R89                  *    612517.4   971156.6        5.9   *
41. R90                  *    612435.9   971148.0        5.9   *
42. R91                  *    612354.2   971140.9        5.9   *
43. R92                  *    612272.8   971130.8        5.9   *
44. R93                  *    612191.2   971122.1        5.9   *
45. R94                  *    612109.7   971113.4        5.9   *
```

```
    46. R95                  *    612028.2   971104.8        5.9   *
    47. R96                  *    611946.6   971096.2        5.9   *
    48. R97                  *    611865.2   971087.5        5.9   *
    49. R98                  *    611783.6   971078.9        5.9   *
    50. R99                  *    611700.6   971071.6        5.9   *
                                                                                                                                PAGE  4
     JOB: SR101L&67thAveTI (2040 Build)                        RUN: 2040 Build 67th Ave TI AM

      MODEL RESULTS
      -------------

      REMARKS : In search of the angle corresponding to
                the maximum concentration, only the first
                angle, of the angles with same maximum
                concentrations, is indicated as maximum.

WIND ANGLE RANGE:   0.-360.

WIND  * CONCENTRATION
ANGLE *      (PPM)
(DEGR)* REC1  REC2  REC3  REC4  REC5  REC6  REC7  REC8  REC9  REC10 REC11 REC12 REC13 REC14 REC15 REC16 REC17 REC18 REC19 REC20
------*-------------------------------------------------------------------------------------------------------------------------
  0.  *   0.0   0.0   0.0   0.0   0.0   0.0   0.0   0.1   0.1   0.0   0.0   0.0   0.0   0.0   0.0   0.0   0.0   0.0   0.0   0.0
 10.  *   0.0   0.0   0.0   0.1   0.0   0.0   0.1   0.1   0.1   0.0   0.0   0.0   0.0   0.0   0.0   0.0   0.0   0.0   0.0   0.0
 20.  *   0.0   0.0   0.0   0.1   0.0   0.0   0.0   0.1   0.1   0.0   0.0   0.0   0.0   0.0   0.0   0.0   0.0   0.0   0.0   0.0
 30.  *   0.0   0.0   0.0   0.0   0.0   0.0   0.0   0.0   0.1   0.0   0.0   0.0   0.0   0.0   0.0   0.0   0.0   0.0   0.0   0.0
 40.  *   0.0   0.0   0.0   0.0   0.0   0.0   0.0   0.0   0.1   0.0   0.0   0.0   0.0   0.0   0.0   0.0   0.0   0.0   0.0   0.0
 50.  *   0.0   0.0   0.0   0.0   0.0   0.0   0.0   0.0   0.1   0.0   0.0   0.0   0.0   0.0   0.0   0.0   0.0   0.0   0.0   0.0
 60.  *   0.0   0.0   0.0   0.0   0.0   0.0   0.0   0.0   0.1   0.0   0.0   0.0   0.0   0.0   0.0   0.0   0.0   0.0   0.0   0.0
 70.  *   0.0   0.0   0.0   0.0   0.0   0.0   0.0   0.0   0.1   0.0   0.0   0.0   0.0   0.0   0.0   0.0   0.0   0.0   0.0   0.0
 80.  *   0.0   0.0   0.0   0.0   0.0   0.0   0.0   0.0   0.1   0.0   0.0   0.0   0.0   0.0   0.0   0.0   0.0   0.0   0.0   0.0
 90.  *   0.0   0.0   0.0   0.0   0.0   0.0   0.0   0.0   0.1   0.0   0.0   0.0   0.0   0.0   0.0   0.0   0.0   0.0   0.0   0.0
100.  *   0.0   0.0   0.0   0.0   0.0   0.0   0.0   0.0   0.1   0.0   0.0   0.0   0.0   0.0   0.0   0.0   0.0   0.0   0.0   0.0
110.  *   0.0   0.0   0.0   0.0   0.0   0.0   0.0   0.0   0.1   0.0   0.0   0.0   0.0   0.0   0.0   0.0   0.0   0.0   0.0   0.0
120.  *   0.0   0.0   0.0   0.0   0.0   0.0   0.0   0.0   0.1   0.0   0.0   0.0   0.0   0.0   0.0   0.0   0.0   0.0   0.0   0.0
130.  *   0.0   0.0   0.0   0.0   0.0   0.0   0.0   0.0   0.1   0.0   0.0   0.0   0.0   0.0   0.0   0.0   0.0   0.0   0.0   0.0
140.  *   0.0   0.0   0.0   0.0   0.0   0.0   0.0   0.0   0.1   0.0   0.0   0.0   0.0   0.0   0.0   0.0   0.0   0.0   0.0   0.0
150.  *   0.0   0.0   0.0   0.0   0.0   0.0   0.0   0.0   0.1   0.0   0.0   0.0   0.0   0.0   0.0   0.0   0.0   0.0   0.0   0.0
160.  *   0.0   0.0   0.0   0.1   0.1   0.1   0.1   0.1   0.1   0.0   0.0   0.0   0.0   0.0   0.0   0.0   0.0   0.0   0.0   0.0
170.  *   0.0   0.0   0.0   0.0   0.1   0.1   0.1   0.1   0.0   0.0   0.0   0.0   0.0   0.0   0.0   0.0   0.0   0.0   0.0   0.0
180.  *   0.0   0.0   0.0   0.0   0.0   0.0   0.0   0.0   0.0   0.0   0.0   0.0   0.0   0.0   0.0   0.0   0.0   0.0   0.0   0.0
190.  *   0.0   0.0   0.0   0.0   0.0   0.0   0.0   0.0   0.0   0.0   0.0   0.0   0.0   0.0   0.0   0.0   0.0   0.0   0.0   0.0
200.  *   0.0   0.0   0.0   0.0   0.0   0.0   0.0   0.0   0.0   0.0   0.0   0.0   0.0   0.0   0.0   0.0   0.0   0.0   0.0   0.0
210.  *   0.0   0.0   0.0   0.0   0.0   0.0   0.0   0.0   0.0   0.0   0.0   0.0   0.0   0.0   0.0   0.0   0.0   0.0   0.0   0.0
220.  *   0.0   0.0   0.0   0.0   0.0   0.0   0.0   0.0   0.0   0.0   0.0   0.0   0.0   0.0   0.0   0.0   0.0   0.0   0.0   0.0
230.  *   0.0   0.0   0.0   0.0   0.0   0.0   0.0   0.0   0.0   0.0   0.0   0.0   0.0   0.0   0.0   0.0   0.0   0.0   0.0   0.0
240.  *   0.0   0.0   0.0   0.0   0.0   0.0   0.0   0.0   0.0   0.0   0.0   0.0   0.0   0.0   0.0   0.0   0.0   0.0   0.0   0.0
```

250.	*	0.0	0.0	0.0	0.0	0.0	0.0	0.0	0.0	0.0	0.0	0.0	0.0	0.0	0.0	0.0	0.0	0.0	0.0	0.0	0.0
260.	*	0.0	0.0	0.0	0.0	0.0	0.0	0.0	0.0	0.0	0.0	0.0	0.0	0.0	0.0	0.0	0.0	0.0	0.0	0.0	0.0
270.	*	0.0	0.0	0.0	0.0	0.0	0.0	0.0	0.0	0.0	0.0	0.0	0.0	0.0	0.0	0.0	0.0	0.0	0.0	0.0	0.0
280.	*	0.0	0.0	0.0	0.0	0.0	0.0	0.0	0.0	0.0	0.0	0.0	0.0	0.0	0.0	0.0	0.0	0.0	0.0	0.0	0.0
290.	*	0.0	0.0	0.0	0.0	0.0	0.0	0.0	0.0	0.0	0.0	0.0	0.0	0.0	0.0	0.0	0.0	0.0	0.0	0.0	0.0
300.	*	0.0	0.0	0.0	0.0	0.0	0.0	0.0	0.0	0.0	0.0	0.0	0.0	0.0	0.0	0.0	0.0	0.0	0.0	0.0	0.0
310.	*	0.0	0.0	0.0	0.0	0.0	0.0	0.0	0.0	0.0	0.0	0.0	0.0	0.0	0.0	0.0	0.0	0.0	0.0	0.0	0.0
320.	*	0.0	0.0	0.0	0.0	0.0	0.0	0.0	0.0	0.0	0.0	0.0	0.0	0.0	0.0	0.0	0.0	0.0	0.0	0.0	0.0
330.	*	0.0	0.0	0.0	0.0	0.0	0.0	0.0	0.0	0.0	0.0	0.0	0.0	0.0	0.0	0.0	0.0	0.0	0.0	0.0	0.0
340.	*	0.0	0.0	0.0	0.0	0.0	0.0	0.0	0.0	0.0	0.0	0.0	0.0	0.0	0.0	0.0	0.0	0.0	0.0	0.0	0.0
350.	*	0.0	0.0	0.0	0.0	0.0	0.0	0.0	0.0	0.1	0.0	0.0	0.0	0.0	0.0	0.0	0.0	0.0	0.0	0.0	0.0
360.	*	0.0	0.0	0.0	0.0	0.0	0.0	0.0	0.1	0.1	0.0	0.0	0.0	0.0	0.0	0.0	0.0	0.0	0.0	0.0	0.0
MAX	*	0.0	0.0	0.0	0.1	0.1	0.1	0.1	0.1	0.1	0.0	0.0	0.0	0.0	0.0	0.0	0.0	0.0	0.0	0.0	0.0
DEGR.	*	0	0	0	10	160	160	10	0	0	0	0	0	0	0	0	0	0	0	0	0

JOB: SR101L&67thAveTI (2040 Build) RUN: 2040 Build 67th Ave TI AM

MODEL RESULTS

REMARKS : In search of the angle corresponding to the maximum concentration, only the first angle, of the angles with same maximum concentrations, is indicated as maximum.

WIND ANGLE RANGE: 0.-360.

WIND ANGLE (DEGR)	*	CONCENTRATION (PPM) REC21	REC22	REC23	REC24	REC25	REC26	REC27	REC28	REC29	REC30	REC31	REC32	REC33	REC34	REC35	REC36	REC37	REC38	REC39	REC40
0.	*	0.0	0.0	0.0	0.0	0.0	0.0	0.0	0.0	0.0	0.0	0.0	0.0	0.0	0.0	0.0	0.0	0.0	0.0	0.0	0.0
10.	*	0.0	0.0	0.0	0.0	0.0	0.0	0.1	0.1	0.1	0.1	0.1	0.1	0.1	0.1	0.0	0.0	0.0	0.0	0.0	0.0
20.	*	0.0	0.0	0.0	0.0	0.0	0.1	0.1	0.1	0.1	0.1	0.1	0.1	0.1	0.1	0.0	0.0	0.0	0.0	0.0	0.0
30.	*	0.0	0.0	0.0	0.0	0.0	0.1	0.1	0.1	0.1	0.1	0.1	0.1	0.1	0.1	0.0	0.0	0.0	0.0	0.0	0.0
40.	*	0.0	0.0	0.0	0.0	0.0	0.1	0.1	0.1	0.1	0.1	0.1	0.1	0.1	0.1	0.0	0.0	0.0	0.0	0.0	0.0
50.	*	0.0	0.0	0.0	0.0	0.0	0.1	0.1	0.1	0.1	0.1	0.1	0.1	0.1	0.1	0.0	0.0	0.0	0.0	0.0	0.0
60.	*	0.0	0.0	0.0	0.0	0.0	0.1	0.1	0.1	0.1	0.1	0.1	0.1	0.1	0.1	0.0	0.0	0.0	0.0	0.0	0.0
70.	*	0.0	0.0	0.0	0.0	0.0	0.1	0.1	0.1	0.1	0.1	0.1	0.1	0.1	0.1	0.0	0.0	0.0	0.0	0.0	0.0
80.	*	0.0	0.0	0.0	0.0	0.0	0.1	0.1	0.1	0.1	0.1	0.1	0.1	0.1	0.1	0.0	0.0	0.0	0.0	0.0	0.0
90.	*	0.0	0.0	0.0	0.0	0.1	0.1	0.1	0.1	0.1	0.1	0.1	0.1	0.1	0.0	0.0	0.0	0.0	0.0	0.0	0.0
100.	*	0.0	0.0	0.0	0.0	0.1	0.1	0.1	0.1	0.1	0.1	0.1	0.1	0.1	0.0	0.0	0.0	0.0	0.0	0.0	0.0
110.	*	0.0	0.0	0.0	0.0	0.1	0.1	0.1	0.1	0.1	0.1	0.1	0.1	0.1	0.0	0.0	0.0	0.0	0.0	0.0	0.0
120.	*	0.0	0.0	0.0	0.0	0.1	0.1	0.1	0.1	0.1	0.1	0.1	0.1	0.1	0.0	0.0	0.0	0.0	0.0	0.0	0.0
130.	*	0.0	0.0	0.0	0.0	0.1	0.1	0.1	0.1	0.1	0.1	0.1	0.1	0.1	0.1	0.0	0.0	0.0	0.0	0.0	0.0

140.	*	0.0	0.0	0.0	0.0	0.1	0.1	0.1	0.1	0.1	0.1	0.1	0.1	0.0	0.1	0.0	0.0	0.0	0.0	0.0	0.0
150.	*	0.0	0.0	0.0	0.0	0.1	0.1	0.1	0.1	0.1	0.1	0.1	0.1	0.0	0.1	0.0	0.0	0.0	0.0	0.0	0.0
160.	*	0.0	0.0	0.0	0.0	0.1	0.1	0.1	0.1	0.1	0.1	0.1	0.0	0.0	0.1	0.0	0.0	0.0	0.0	0.0	0.0
170.	*	0.0	0.0	0.0	0.0	0.1	0.1	0.1	0.1	0.1	0.1	0.1	0.0	0.1	0.1	0.0	0.0	0.0	0.0	0.0	0.0
180.	*	0.0	0.0	0.0	0.0	0.1	0.1	0.1	0.1	0.1	0.0	0.0	0.0	0.0	0.0	0.0	0.0	0.0	0.0	0.0	0.0
190.	*	0.0	0.0	0.0	0.0	0.0	0.0	0.0	0.0	0.0	0.0	0.0	0.0	0.0	0.0	0.0	0.0	0.0	0.0	0.0	0.0
200.	*	0.0	0.0	0.0	0.0	0.0	0.0	0.0	0.0	0.0	0.0	0.0	0.0	0.0	0.0	0.0	0.0	0.0	0.0	0.0	0.0
210.	*	0.0	0.0	0.0	0.0	0.0	0.0	0.0	0.0	0.0	0.0	0.0	0.0	0.0	0.0	0.0	0.0	0.0	0.0	0.0	0.0
220.	*	0.0	0.0	0.0	0.0	0.0	0.0	0.0	0.0	0.0	0.0	0.0	0.0	0.0	0.0	0.0	0.0	0.0	0.0	0.0	0.0
230.	*	0.0	0.0	0.0	0.0	0.0	0.0	0.0	0.0	0.0	0.0	0.0	0.0	0.0	0.0	0.0	0.0	0.0	0.0	0.0	0.0
240.	*	0.0	0.0	0.0	0.0	0.0	0.0	0.0	0.0	0.0	0.0	0.0	0.0	0.0	0.0	0.0	0.0	0.0	0.0	0.0	0.0
250.	*	0.0	0.0	0.0	0.0	0.0	0.0	0.0	0.0	0.0	0.0	0.0	0.0	0.0	0.0	0.0	0.0	0.0	0.0	0.0	0.0
260.	*	0.0	0.0	0.0	0.0	0.0	0.0	0.0	0.0	0.0	0.0	0.0	0.0	0.0	0.0	0.0	0.0	0.0	0.0	0.0	0.0
270.	*	0.0	0.0	0.0	0.0	0.0	0.0	0.0	0.0	0.0	0.0	0.0	0.0	0.0	0.0	0.0	0.0	0.0	0.0	0.0	0.0
280.	*	0.0	0.0	0.0	0.0	0.0	0.0	0.0	0.0	0.0	0.0	0.0	0.0	0.0	0.0	0.0	0.0	0.0	0.0	0.0	0.0
290.	*	0.0	0.0	0.0	0.0	0.0	0.0	0.0	0.0	0.0	0.0	0.0	0.0	0.0	0.0	0.0	0.0	0.0	0.0	0.0	0.0
300.	*	0.0	0.0	0.0	0.0	0.0	0.0	0.0	0.0	0.0	0.0	0.0	0.0	0.0	0.0	0.0	0.0	0.0	0.0	0.0	0.0
310.	*	0.0	0.0	0.0	0.0	0.0	0.0	0.0	0.0	0.0	0.0	0.0	0.0	0.0	0.0	0.0	0.0	0.0	0.0	0.0	0.0
320.	*	0.0	0.0	0.0	0.0	0.0	0.0	0.0	0.0	0.0	0.0	0.0	0.0	0.0	0.0	0.0	0.0	0.0	0.0	0.0	0.0
330.	*	0.0	0.0	0.0	0.0	0.0	0.0	0.0	0.0	0.0	0.0	0.0	0.0	0.0	0.0	0.0	0.0	0.0	0.0	0.0	0.0
340.	*	0.0	0.0	0.0	0.0	0.0	0.0	0.0	0.0	0.0	0.0	0.0	0.0	0.0	0.0	0.0	0.0	0.0	0.0	0.0	0.0
350.	*	0.0	0.0	0.0	0.0	0.0	0.0	0.0	0.0	0.0	0.0	0.0	0.0	0.0	0.0	0.0	0.0	0.0	0.0	0.0	0.0
360.	*	0.0	0.0	0.0	0.0	0.0	0.0	0.0	0.0	0.0	0.0	0.0	0.0	0.0	0.0	0.0	0.0	0.0	0.0	0.0	0.0
MAX	*	0.0	0.0	0.0	0.0	0.1	0.1	0.1	0.1	0.1	0.1	0.1	0.1	0.1	0.1	0.0	0.0	0.0	0.0	0.0	0.0
DEGR.	*	0	0	0	0	90	20	10	10	10	10	10	10	10	10	0	0	0	0	0	0

JOB: SR101L&67thAveTI (2040 Build) RUN: 2040 Build 67th Ave TI AM

MODEL RESULTS

REMARKS : In search of the angle corresponding to the maximum concentration, only the first angle, of the angles with same maximum concentrations, is indicated as maximum.

WIND ANGLE RANGE: 0.-360.

WIND ANGLE (DEGR)	*	CONCENTRATION (PPM) REC41	REC42	REC43	REC44	REC45	REC46	REC47	REC48	REC49	REC50
0.	*	0.0	0.0	0.0	0.0	0.0	0.0	0.0	0.0	0.0	0.0
10.	*	0.0	0.0	0.0	0.0	0.0	0.0	0.0	0.0	0.0	0.0
20.	*	0.0	0.0	0.0	0.0	0.0	0.0	0.0	0.0	0.0	0.0

30.	*	0.0	0.0	0.0	0.0	0.0	0.0	0.0	0.0	0.0	0.0
40.	*	0.0	0.0	0.0	0.0	0.0	0.0	0.0	0.0	0.0	0.0
50.	*	0.0	0.0	0.0	0.0	0.0	0.0	0.0	0.0	0.0	0.0
60.	*	0.0	0.0	0.0	0.0	0.0	0.0	0.0	0.0	0.0	0.0
70.	*	0.0	0.0	0.0	0.0	0.0	0.0	0.0	0.0	0.0	0.0
80.	*	0.0	0.0	0.0	0.0	0.0	0.0	0.0	0.0	0.0	0.0
90.	*	0.0	0.0	0.0	0.0	0.0	0.0	0.0	0.0	0.0	0.0
100.	*	0.0	0.0	0.0	0.0	0.0	0.0	0.0	0.0	0.0	0.0
110.	*	0.0	0.0	0.0	0.0	0.0	0.0	0.0	0.0	0.0	0.0
120.	*	0.0	0.0	0.0	0.0	0.0	0.0	0.0	0.0	0.0	0.0
130.	*	0.0	0.0	0.0	0.0	0.0	0.0	0.0	0.0	0.0	0.0
140.	*	0.0	0.0	0.0	0.0	0.0	0.0	0.0	0.0	0.0	0.0
150.	*	0.0	0.0	0.0	0.0	0.0	0.0	0.0	0.0	0.0	0.0
160.	*	0.0	0.0	0.0	0.0	0.0	0.0	0.0	0.0	0.0	0.0
170.	*	0.0	0.0	0.0	0.0	0.0	0.0	0.0	0.0	0.0	0.0
180.	*	0.0	0.0	0.0	0.0	0.0	0.0	0.0	0.0	0.0	0.0
190.	*	0.0	0.0	0.0	0.0	0.0	0.0	0.0	0.0	0.0	0.0
200.	*	0.0	0.0	0.0	0.0	0.0	0.0	0.0	0.0	0.0	0.0
210.	*	0.0	0.0	0.0	0.0	0.0	0.0	0.0	0.0	0.0	0.0
220.	*	0.0	0.0	0.0	0.0	0.0	0.0	0.0	0.0	0.0	0.0
230.	*	0.0	0.0	0.0	0.0	0.0	0.0	0.0	0.0	0.0	0.0
240.	*	0.0	0.0	0.0	0.0	0.0	0.0	0.0	0.0	0.0	0.0
250.	*	0.0	0.0	0.0	0.0	0.0	0.0	0.0	0.0	0.0	0.0
260.	*	0.0	0.0	0.0	0.0	0.0	0.0	0.0	0.0	0.0	0.0
270.	*	0.0	0.0	0.0	0.0	0.0	0.0	0.0	0.0	0.0	0.0
280.	*	0.0	0.0	0.0	0.0	0.0	0.0	0.0	0.0	0.0	0.0
290.	*	0.0	0.0	0.0	0.0	0.0	0.0	0.0	0.0	0.0	0.0
300.	*	0.0	0.0	0.0	0.0	0.0	0.0	0.0	0.0	0.0	0.0
310.	*	0.0	0.0	0.0	0.0	0.0	0.0	0.0	0.0	0.0	0.0
320.	*	0.0	0.0	0.0	0.0	0.0	0.0	0.0	0.0	0.0	0.0
330.	*	0.0	0.0	0.0	0.0	0.0	0.0	0.0	0.0	0.0	0.0
340.	*	0.0	0.0	0.0	0.0	0.0	0.0	0.0	0.0	0.0	0.0
350.	*	0.0	0.0	0.0	0.0	0.0	0.0	0.0	0.0	0.0	0.0
360.	*	0.0	0.0	0.0	0.0	0.0	0.0	0.0	0.0	0.0	0.0
------	*	----------	----------	----------	----------	----------	----------	----------	----------	----------	----------
MAX	*	0.0	0.0	0.0	0.0	0.0	0.0	0.0	0.0	0.0	0.0
DEGR.	*	0	0	0	0	0	0	0	0	0	0

THE HIGHEST CONCENTRATION OF 0.10 PPM OCCURRED AT RECEPTOR REC8 .

PAGE 7

JOB: SR101L&67thAveTI (2040 Build) RUN: 2040 Build 67th Ave TI AM

DATE : 8/27/21
TIME : 9:56:59

RECEPTOR - LINK MATRIX FOR THE ANGLE PRODUCING

THE MAXIMUM CONCENTRATION FOR EACH RECEPTOR

CO/LINK (PPM)
ANGLE (DEGREES)

LINK #	REC1 0 0	REC2 0	REC3 10	REC4 160	REC5 160	REC6 10	REC7 0	REC8 0	REC9 0	REC10 0	REC11 0	REC12 0	REC13 0	REC14 0	REC15 0	REC16 0	REC17 0	REC18 0	REC19 0	REC20
1	0.0	0.0	0.0	0.0	0.0	0.0	0.0	0.0	0.0	0.0	0.0	0.0	0.0	0.0	0.0	0.0	0.0	0.0	0.0	0.0
2	0.0	0.0	0.0	0.0	0.0	0.0	0.0	0.0	0.0	0.0	0.0	0.0	0.0	0.0	0.0	0.0	0.0	0.0	0.0	0.0
3	0.0	0.0	0.0	0.0	0.0	0.0	0.0	0.0	0.0	0.0	0.0	0.0	0.0	0.0	0.0	0.0	0.0	0.0	0.0	0.0
4	0.0	0.0	0.0	0.0	0.0	0.0	0.0	0.0	0.0	0.0	0.0	0.0	0.0	0.0	0.0	0.0	0.0	0.0	0.0	0.0
5	0.0	0.0	0.0	0.0	0.0	0.0	0.0	0.0	0.0	0.0	0.0	0.0	0.0	0.0	0.0	0.0	0.0	0.0	0.0	0.0
6	0.0	0.0	0.0	0.0	0.0	0.0	0.0	0.0	0.0	0.0	0.0	0.0	0.0	0.0	0.0	0.0	0.0	0.0	0.0	0.0
7	0.0	0.0	0.0	0.0	0.0	0.0	0.0	0.0	0.0	0.0	0.0	0.0	0.0	0.0	0.0	0.0	0.0	0.0	0.0	0.0
8	0.0	0.0	0.0	0.0	0.0	0.0	0.0	0.0	0.0	0.0	0.0	0.0	0.0	0.0	0.0	0.0	0.0	0.0	0.0	0.0
9	0.0	0.0	0.0	0.0	0.0	0.0	0.0	0.0	0.0	0.0	0.0	0.0	0.0	0.0	0.0	0.0	0.0	0.0	0.0	0.0
10	0.0	0.0	0.0	0.0	0.0	0.0	0.0	0.0	0.0	0.0	0.0	0.0	0.0	0.0	0.0	0.0	0.0	0.0	0.0	0.0
11	0.0	0.0	0.0	0.0	0.0	0.0	0.0	0.0	0.0	0.0	0.0	0.0	0.0	0.0	0.0	0.0	0.0	0.0	0.0	0.0
12	0.0	0.0	0.0	0.0	0.0	0.0	0.0	0.0	0.0	0.0	0.0	0.0	0.0	0.0	0.0	0.0	0.0	0.0	0.0	0.0
13	0.0	0.0	0.0	0.0	0.0	0.0	0.0	0.0	0.0	0.0	0.0	0.0	0.0	0.0	0.0	0.0	0.0	0.0	0.0	0.0
14	0.0	0.0	0.0	0.0	0.0	0.0	0.0	0.0	0.0	0.0	0.0	0.0	0.0	0.0	0.0	0.0	0.0	0.0	0.0	0.0
15	0.0	0.0	0.0	0.0	0.0	0.0	0.0	0.0	0.0	0.0	0.0	0.0	0.0	0.0	0.0	0.0	0.0	0.0	0.0	0.0
16	0.0	0.0	0.0	0.0	0.0	0.0	0.0	0.0	0.0	0.0	0.0	0.0	0.0	0.0	0.0	0.0	0.0	0.0	0.0	0.0
17	0.0	0.0	0.0	0.0	0.0	0.0	0.0	0.0	0.0	0.0	0.0	0.0	0.0	0.0	0.0	0.0	0.0	0.0	0.0	0.0
18	0.0	0.0	0.0	0.0	0.0	0.0	0.0	0.0	0.0	0.0	0.0	0.0	0.0	0.0	0.0	0.0	0.0	0.0	0.0	0.0
19	0.0	0.0	0.0	0.0	0.0	0.0	0.0	0.0	0.0	0.0	0.0	0.0	0.0	0.0	0.0	0.0	0.0	0.0	0.0	0.0
20	0.0	0.0	0.0	0.0	0.0	0.0	0.0	0.0	0.0	0.0	0.0	0.0	0.0	0.0	0.0	0.0	0.0	0.0	0.0	0.0
21	0.0	0.0	0.0	0.0	0.0	0.0	0.0	0.0	0.0	0.0	0.0	0.0	0.0	0.0	0.0	0.0	0.0	0.0	0.0	0.0
22	0.0	0.0	0.0	0.0	0.0	0.0	0.0	0.0	0.0	0.0	0.0	0.0	0.0	0.0	0.0	0.0	0.0	0.0	0.0	0.0
23	0.0	0.0	0.0	0.0	0.0	0.0	0.0	0.0	0.0	0.0	0.0	0.0	0.0	0.0	0.0	0.0	0.0	0.0	0.0	0.0
24	0.0	0.0	0.0	0.0	0.0	0.0	0.0	0.0	0.0	0.0	0.0	0.0	0.0	0.0	0.0	0.0	0.0	0.0	0.0	0.0
25	0.0	0.0	0.0	0.0	0.0	0.0	0.1	0.1	0.1	0.0	0.0	0.0	0.0	0.0	0.0	0.0	0.0	0.0	0.0	0.0
26	0.0	0.0	0.0	0.1	0.1	0.1	0.0	0.0	0.0	0.0	0.0	0.0	0.0	0.0	0.0	0.0	0.0	0.0	0.0	0.0
27	0.0	0.0	0.0	0.0	0.0	0.0	0.0	0.0	0.0	0.0	0.0	0.0	0.0	0.0	0.0	0.0	0.0	0.0	0.0	0.0
28	0.0	0.0	0.0	0.0	0.0	0.0	0.0	0.0	0.0	0.0	0.0	0.0	0.0	0.0	0.0	0.0	0.0	0.0	0.0	0.0
29	0.0	0.0	0.0	0.0	0.0	0.0	0.0	0.0	0.0	0.0	0.0	0.0	0.0	0.0	0.0	0.0	0.0	0.0	0.0	0.0
30	0.0	0.0	0.0	0.0	0.0	0.0	0.0	0.0	0.0	0.0	0.0	0.0	0.0	0.0	0.0	0.0	0.0	0.0	0.0	0.0
31	0.0	0.0	0.0	0.0	0.0	0.0	0.0	0.0	0.0	0.0	0.0	0.0	0.0	0.0	0.0	0.0	0.0	0.0	0.0	0.0
32	0.0	0.0	0.0	0.0	0.0	0.0	0.0	0.0	0.0	0.0	0.0	0.0	0.0	0.0	0.0	0.0	0.0	0.0	0.0	0.0
33	0.0	0.0	0.0	0.0	0.0	0.0	0.0	0.0	0.0	0.0	0.0	0.0	0.0	0.0	0.0	0.0	0.0	0.0	0.0	0.0
34	0.0	0.0	0.0	0.0	0.0	0.0	0.0	0.0	0.0	0.0	0.0	0.0	0.0	0.0	0.0	0.0	0.0	0.0	0.0	0.0
35	0.0	0.0	0.0	0.0	0.0	0.0	0.0	0.0	0.0	0.0	0.0	0.0	0.0	0.0	0.0	0.0	0.0	0.0	0.0	0.0
36	0.0	0.0	0.0	0.0	0.0	0.0	0.0	0.0	0.0	0.0	0.0	0.0	0.0	0.0	0.0	0.0	0.0	0.0	0.0	0.0
37	0.0	0.0	0.0	0.0	0.0	0.0	0.0	0.0	0.0	0.0	0.0	0.0	0.0	0.0	0.0	0.0	0.0	0.0	0.0	0.0
38	0.0	0.0	0.0	0.0	0.0	0.0	0.0	0.0	0.0	0.0	0.0	0.0	0.0	0.0	0.0	0.0	0.0	0.0	0.0	0.0
39	0.0	0.0	0.0	0.0	0.0	0.0	0.0	0.0	0.0	0.0	0.0	0.0	0.0	0.0	0.0	0.0	0.0	0.0	0.0	0.0

JOB: SR101L&67thAveTI (2040 Build) RUN: 2040 Build 67th Ave TI AM

DATE : 8/27/21
TIME : 9:56:59

RECEPTOR - LINK MATRIX FOR THE ANGLE PRODUCING
THE MAXIMUM CONCENTRATION FOR EACH RECEPTOR

CO/LINK (PPM)
ANGLE (DEGREES)

LINK #	REC21	REC22	REC23	REC24	REC25	REC26	REC27	REC28	REC29	REC30	REC31	REC32	REC33	REC34	REC35	REC36	REC37	REC38	REC39	REC40
	0 0	0	0	90	20	10	10	10	10	10	10	10	10	0	0	0	0	0	0	
1	0.0	0.0	0.0	0.0	0.0	0.0	0.0	0.0	0.0	0.0	0.0	0.0	0.0	0.0	0.0	0.0	0.0	0.0	0.0	0.0
2	0.0	0.0	0.0	0.0	0.0	0.0	0.0	0.0	0.0	0.0	0.0	0.0	0.0	0.0	0.0	0.0	0.0	0.0	0.0	0.0
3	0.0	0.0	0.0	0.0	0.0	0.0	0.0	0.0	0.0	0.0	0.0	0.0	0.0	0.0	0.0	0.0	0.0	0.0	0.0	0.0
4	0.0	0.0	0.0	0.0	0.0	0.0	0.0	0.0	0.0	0.0	0.0	0.0	0.0	0.0	0.0	0.0	0.0	0.0	0.0	0.0
5	0.0	0.0	0.0	0.0	0.0	0.0	0.0	0.0	0.0	0.0	0.0	0.0	0.0	0.0	0.0	0.0	0.0	0.0	0.0	0.0
6	0.0	0.0	0.0	0.0	0.0	0.0	0.0	0.0	0.0	0.0	0.0	0.0	0.0	0.0	0.0	0.0	0.0	0.0	0.0	0.0
7	0.0	0.0	0.0	0.0	0.0	0.0	0.0	0.0	0.0	0.0	0.0	0.0	0.0	0.0	0.0	0.0	0.0	0.0	0.0	0.0
8	0.0	0.0	0.0	0.0	0.0	0.0	0.0	0.0	0.0	0.0	0.0	0.0	0.0	0.0	0.0	0.0	0.0	0.0	0.0	0.0
9	0.0	0.0	0.0	0.0	0.0	0.0	0.0	0.0	0.0	0.0	0.0	0.0	0.0	0.0	0.0	0.0	0.0	0.0	0.0	0.0
10	0.0	0.0	0.0	0.0	0.0	0.0	0.0	0.0	0.0	0.0	0.0	0.0	0.0	0.0	0.0	0.0	0.0	0.0	0.0	0.0
11	0.0	0.0	0.0	0.0	0.0	0.0	0.0	0.0	0.0	0.0	0.0	0.0	0.0	0.0	0.0	0.0	0.0	0.0	0.0	0.0
12	0.0	0.0	0.0	0.0	0.0	0.0	0.0	0.0	0.0	0.0	0.0	0.0	0.0	0.0	0.0	0.0	0.0	0.0	0.0	0.0
13	0.0	0.0	0.0	0.0	0.0	0.0	0.0	0.0	0.0	0.0	0.0	0.0	0.0	0.0	0.0	0.0	0.0	0.0	0.0	0.0
14	0.0	0.0	0.0	0.0	0.0	0.0	0.0	0.0	0.0	0.0	0.0	0.0	0.0	0.0	0.0	0.0	0.0	0.0	0.0	0.0
15	0.0	0.0	0.0	0.0	0.0	0.0	0.0	0.0	0.0	0.0	0.0	0.0	0.0	0.0	0.0	0.0	0.0	0.0	0.0	0.0
16	0.0	0.0	0.0	0.0	0.0	0.0	0.0	0.0	0.0	0.0	0.0	0.0	0.0	0.0	0.0	0.0	0.0	0.0	0.0	0.0
17	0.0	0.0	0.0	0.0	0.0	0.0	0.0	0.0	0.0	0.0	0.0	0.0	0.0	0.0	0.0	0.0	0.0	0.0	0.0	0.0
18	0.0	0.0	0.0	0.0	0.0	0.0	0.0	0.0	0.0	0.0	0.0	0.0	0.0	0.0	0.0	0.0	0.0	0.0	0.0	0.0
19	0.0	0.0	0.0	0.0	0.0	0.0	0.0	0.0	0.0	0.0	0.0	0.0	0.0	0.0	0.0	0.0	0.0	0.0	0.0	0.0
20	0.0	0.0	0.0	0.0	0.0	0.0	0.0	0.0	0.0	0.0	0.0	0.0	0.0	0.0	0.0	0.0	0.0	0.0	0.0	0.0
21	0.0	0.0	0.0	0.0	0.0	0.0	0.0	0.0	0.0	0.0	0.0	0.0	0.0	0.0	0.0	0.0	0.0	0.0	0.0	0.0
22	0.0	0.0	0.0	0.0	0.0	0.0	0.0	0.0	0.0	0.0	0.0	0.0	0.0	0.0	0.0	0.0	0.0	0.0	0.0	0.0
23	0.0	0.0	0.0	0.0	0.0	0.0	0.0	0.0	0.0	0.0	0.0	0.0	0.0	0.0	0.0	0.0	0.0	0.0	0.0	0.0
24	0.0	0.0	0.0	0.0	0.1	0.1	0.1	0.1	0.1	0.1	0.1	0.1	0.1	0.1	0.0	0.0	0.0	0.0	0.0	0.0
25	0.0	0.0	0.0	0.0	0.0	0.0	0.0	0.0	0.0	0.0	0.0	0.0	0.0	0.0	0.0	0.0	0.0	0.0	0.0	0.0
26	0.0	0.0	0.0	0.0	0.0	0.0	0.0	0.0	0.0	0.0	0.0	0.0	0.0	0.0	0.0	0.0	0.0	0.0	0.0	0.0
27	0.0	0.0	0.0	0.0	0.0	0.0	0.0	0.0	0.0	0.0	0.0	0.0	0.0	0.0	0.0	0.0	0.0	0.0	0.0	0.0
28	0.0	0.0	0.0	0.0	0.0	0.0	0.0	0.0	0.0	0.0	0.0	0.0	0.0	0.0	0.0	0.0	0.0	0.0	0.0	0.0
29	0.0	0.0	0.0	0.0	0.0	0.0	0.0	0.0	0.0	0.0	0.0	0.0	0.0	0.0	0.0	0.0	0.0	0.0	0.0	0.0
30	0.0	0.0	0.0	0.0	0.0	0.0	0.0	0.0	0.0	0.0	0.0	0.0	0.0	0.0	0.0	0.0	0.0	0.0	0.0	0.0
31	0.0	0.0	0.0	0.0	0.0	0.0	0.0	0.0	0.0	0.0	0.0	0.0	0.0	0.0	0.0	0.0	0.0	0.0	0.0	0.0
32	0.0	0.0	0.0	0.0	0.0	0.0	0.0	0.0	0.0	0.0	0.0	0.0	0.0	0.0	0.0	0.0	0.0	0.0	0.0	0.0
33	0.0	0.0	0.0	0.0	0.0	0.0	0.0	0.0	0.0	0.0	0.0	0.0	0.0	0.0	0.0	0.0	0.0	0.0	0.0	0.0

34	*	0.0	0.0	0.0	0.0	0.0	0.0	0.0	0.0	0.0	0.0	0.0	0.0	0.0	0.0	0.0	0.0	0.0	0.0	0.0	0.0
35	*	0.0	0.0	0.0	0.0	0.0	0.0	0.0	0.0	0.0	0.0	0.0	0.0	0.0	0.0	0.0	0.0	0.0	0.0	0.0	0.0
36	*	0.0	0.0	0.0	0.0	0.0	0.0	0.0	0.0	0.0	0.0	0.0	0.0	0.0	0.0	0.0	0.0	0.0	0.0	0.0	0.0
37	*	0.0	0.0	0.0	0.0	0.0	0.0	0.0	0.0	0.0	0.0	0.0	0.0	0.0	0.0	0.0	0.0	0.0	0.0	0.0	0.0
38	*	0.0	0.0	0.0	0.0	0.0	0.0	0.0	0.0	0.0	0.0	0.0	0.0	0.0	0.0	0.0	0.0	0.0	0.0	0.0	0.0
39	*	0.0	0.0	0.0	0.0	0.0	0.0	0.0	0.0	0.0	0.0	0.0	0.0	0.0	0.0	0.0	0.0	0.0	0.0	0.0	0.0

JOB: SR101L&67thAveTI (2040 Build) RUN: 2040 Build 67th Ave TI AM

DATE : 8/27/21
TIME : 9:56:59

RECEPTOR - LINK MATRIX FOR THE ANGLE PRODUCING
THE MAXIMUM CONCENTRATION FOR EACH RECEPTOR

* CO/LINK (PPM)
* ANGLE (DEGREES)

LINK #	*	REC41 0	REC42 0	REC43 0	REC44 0	REC45 0	REC46 0	REC47 0	REC48 0	REC49 0	REC50
1	*	0.0	0.0	0.0	0.0	0.0	0.0	0.0	0.0	0.0	0.0
2	*	0.0	0.0	0.0	0.0	0.0	0.0	0.0	0.0	0.0	0.0
3	*	0.0	0.0	0.0	0.0	0.0	0.0	0.0	0.0	0.0	0.0
4	*	0.0	0.0	0.0	0.0	0.0	0.0	0.0	0.0	0.0	0.0
5	*	0.0	0.0	0.0	0.0	0.0	0.0	0.0	0.0	0.0	0.0
6	*	0.0	0.0	0.0	0.0	0.0	0.0	0.0	0.0	0.0	0.0
7	*	0.0	0.0	0.0	0.0	0.0	0.0	0.0	0.0	0.0	0.0
8	*	0.0	0.0	0.0	0.0	0.0	0.0	0.0	0.0	0.0	0.0
9	*	0.0	0.0	0.0	0.0	0.0	0.0	0.0	0.0	0.0	0.0
10	*	0.0	0.0	0.0	0.0	0.0	0.0	0.0	0.0	0.0	0.0
11	*	0.0	0.0	0.0	0.0	0.0	0.0	0.0	0.0	0.0	0.0
12	*	0.0	0.0	0.0	0.0	0.0	0.0	0.0	0.0	0.0	0.0
13	*	0.0	0.0	0.0	0.0	0.0	0.0	0.0	0.0	0.0	0.0
14	*	0.0	0.0	0.0	0.0	0.0	0.0	0.0	0.0	0.0	0.0
15	*	0.0	0.0	0.0	0.0	0.0	0.0	0.0	0.0	0.0	0.0
16	*	0.0	0.0	0.0	0.0	0.0	0.0	0.0	0.0	0.0	0.0
17	*	0.0	0.0	0.0	0.0	0.0	0.0	0.0	0.0	0.0	0.0
18	*	0.0	0.0	0.0	0.0	0.0	0.0	0.0	0.0	0.0	0.0
19	*	0.0	0.0	0.0	0.0	0.0	0.0	0.0	0.0	0.0	0.0
20	*	0.0	0.0	0.0	0.0	0.0	0.0	0.0	0.0	0.0	0.0
21	*	0.0	0.0	0.0	0.0	0.0	0.0	0.0	0.0	0.0	0.0
22	*	0.0	0.0	0.0	0.0	0.0	0.0	0.0	0.0	0.0	0.0
23	*	0.0	0.0	0.0	0.0	0.0	0.0	0.0	0.0	0.0	0.0
24	*	0.0	0.0	0.0	0.0	0.0	0.0	0.0	0.0	0.0	0.0
25	*	0.0	0.0	0.0	0.0	0.0	0.0	0.0	0.0	0.0	0.0
26	*	0.0	0.0	0.0	0.0	0.0	0.0	0.0	0.0	0.0	0.0

```
27  *   0.0   0.0   0.0   0.0   0.0   0.0   0.0   0.0   0.0   0.0
28  *   0.0   0.0   0.0   0.0   0.0   0.0   0.0   0.0   0.0   0.0
29  *   0.0   0.0   0.0   0.0   0.0   0.0   0.0   0.0   0.0   0.0
30  *   0.0   0.0   0.0   0.0   0.0   0.0   0.0   0.0   0.0   0.0
31  *   0.0   0.0   0.0   0.0   0.0   0.0   0.0   0.0   0.0   0.0
32  *   0.0   0.0   0.0   0.0   0.0   0.0   0.0   0.0   0.0   0.0
33  *   0.0   0.0   0.0   0.0   0.0   0.0   0.0   0.0   0.0   0.0
34  *   0.0   0.0   0.0   0.0   0.0   0.0   0.0   0.0   0.0   0.0
35  *   0.0   0.0   0.0   0.0   0.0   0.0   0.0   0.0   0.0   0.0
36  *   0.0   0.0   0.0   0.0   0.0   0.0   0.0   0.0   0.0   0.0
37  *   0.0   0.0   0.0   0.0   0.0   0.0   0.0   0.0   0.0   0.0
38  *   0.0   0.0   0.0   0.0   0.0   0.0   0.0   0.0   0.0   0.0
39  *   0.0   0.0   0.0   0.0   0.0   0.0   0.0   0.0   0.0   0.0
```

CAL3QHC: LINE SOURCE DISPERSION MODEL - VERSION 2.0 Dated 95221 PAGE 1

JOB: SR101L&67thAveTI (2040 Build) RUN: 2040 Build 67th Ave TI PM

DATE : 8/27/21
TIME : 9:57: 9

The MODE flag has been set to C for calculating CO averages.

SITE & METEOROLOGICAL VARIABLES

VS = 0.0 CM/S VD = 0.0 CM/S Z0 = 108. CM
U = 1.0 M/S CLAS = 4 (D) ATIM = 60. MINUTES MIXH = 1000. M AMB = 0.0 PPM

LINK VARIABLES

	LINK DESCRIPTION	LINK COORDINATES (FT) X1	Y1	X2	Y2	LENGTH (FT)	BRG (DEG)	TYPE	VPH	EF (G/MI)	H (FT)	W (FT)	V/C	QUEUE (VEH)
1.	1_SR101_EB_ML_S1	611363.2	970723.0	612413.8	970773.2	1052.	87.	DP	6448.	0.5	-15.0	80.0		
2.	2_SR101_EB_ML_S2	612413.8	970773.2	613432.4	970822.5	1020.	87.	DP	6448.	0.5	-20.0	80.0		
3.	3_SR101_EB_ML_S3	613432.4	970822.5	614514.4	970872.8	1083.	87.	DP	6448.	0.5	-15.0	80.0		
4.	4_SR101_WB_ML_S1	612408.8	970842.7	611362.7	970792.4	1047.	267.	DP	8124.	0.5	-15.0	80.0		
5.	5_SR101_WB_ML_S2	613426.6	970891.7	612408.8	970842.7	1019.	267.	DP	8124.	0.5	-20.0	80.0		
6.	6_SR101_WB_ML_S3	614511.4	970942.6	613426.6	970891.7	1086.	267.	DP	8124.	0.5	-15.0	80.0		
7.	7_EB_frontage_road_S	611369.8	970576.8	612441.6	970592.7	1072.	89.	AG	391.	0.6	0.0	44.0		
8.	8_EB_frontage_road_S	612441.0	970607.9	612967.6	970618.0	527.	89.	AG	991.	0.6	0.0	68.0		
9.	9_EB_67th Ave offram	612885.9	970602.7	612938.7	970557.3	70.	131.	AG	14.	0.5	0.0	32.0		
10.	10_EB_67th_Ave_offra	611366.5	970682.2	612440.9	970619.7	1076.	93.	DP	563.	0.7	-10.0	32.0		
11.	11_67th_Ave_NB_onram	613018.9	970553.2	613072.6	970621.1	87.	38.	AG	385.	0.6	0.0	32.0		
12.	12_EB_67th_Ave_onram	612972.0	970632.3	613386.7	970659.1	416.	86.	AG	1643.	0.6	0.0	56.0		
13.	13_EB_67th_Ave_onram	613385.5	970671.2	614515.5	970831.3	1141.	82.	DP	1076.	0.5	-10.0	44.0		
14.	14_EB_frontage_road_	613387.3	970645.6	614518.9	970720.9	1134.	86.	AG	488.	0.7	0.0	44.0		
15.	15_WB_67th_Ave_offra	614507.5	970995.8	613531.5	971056.2	978.	274.	DP	1427.	0.8	-10.0	32.0		
16.	16_WB_frontage_road_	614518.6	971111.4	613534.4	971079.4	985.	268.	AG	232.	0.6	0.0	32.0		
17.	17_WB_67th_Ave_offra	613531.5	971056.2	612981.4	971043.2	550.	269.	AG	1427.	0.8	0.0	44.0		
18.	18_WB_frontage_road_	613534.3	971078.9	612985.6	971064.3	549.	268.	AG	232.	0.8	0.0	44.0		
19.	19_WB_67th_Ave_offra	613075.6	971073.4	613014.1	971113.8	74.	303.	AG	560.	0.6	0.0	32.0		
20.	20_WB_67th_Ave_onram	612932.7	971133.8	612877.7	971050.2	100.	213.	AG	557.	0.6	0.0	32.0		
21.	21_WB_67th_Ave_onram	612979.5	971043.7	612571.4	971010.8	409.	265.	AG	1120.	0.6	0.0	56.0		
22.	22_WB_frontage_road_	612570.9	971023.6	611359.9	970946.4	1213.	266.	AG	554.	0.7	0.0	44.0		
23.	23_WB_67th_Ave_onram	612572.6	970997.4	611363.7	970838.7	1219.	263.	DP	526.	0.5	-10.0	44.0		
24.	24_SB_67th_Ave_S1	612958.2	971834.8	612960.2	971063.4	771.	180.	AG	1958.	0.9	0.0	56.0		
25.	25_SB_67th_Ave_S2	612960.2	971063.4	612948.7	970613.7	450.	181.	BR	2072.	1.0	0.0	68.0		
26.	26_SB_67th_Ave_S3	612948.7	970613.7	612952.8	969931.1	683.	180.	AG	1181.	0.7	0.0	44.0		
27.	27_SB_67th_Ave_left	612971.1	970692.7	613065.6	970636.9	110.	121.	AG	905.	0.6	0.0	44.0		
28.	28_NB_67th_Ave_S1	613001.7	969939.4	613001.0	970612.9	673.	360.	AG	1397.	0.9	0.0	44.0		

29.	29_NB_67th_Ave_S2	* 613001.0	970612.9	613003.3	971063.0 *	450.	0.	BR	1639.	0.9	0.0	56.0		
30.	30_NB_67th_Ave_S3	* 613003.3	971063.0	613002.5	971831.7 *	769.	360.	AG	2169.	1.0	0.0	44.0		
31.	31_NB_67th_Ave_left	* 612986.5	970989.7	612914.2	971034.2 *	85.	302.	AG	524.	0.6	0.0	32.0		
32.	32_EB_67th_offramp_Q	* 612912.2	970616.4	612608.6	970602.7 *	304.	267.	AG	8.	100.0	0.0	48.0	0.70	15.4
33.	33_WB_67th_offramp_Q	* 613039.7	971055.1	613519.4	971068.1 *	480.	88.	AG	6.	100.0	0.0	48.0	0.76	24.4
34.	34_SB_67th_Ave_Queue	* 612953.9	971091.0	612955.8	971584.9 *	494.	0.	AG	9.	100.0	0.0	60.0	0.87	25.1
35.	35T_SB_67th_Ave_brid	* 612947.5	970679.9	612951.9	970896.6 *	217.	1.	BR	1.	100.0	0.0	24.0	0.44	11.0
36.	35L_SB_67th_Ave_brid	* 612969.6	970695.5	612969.3	971016.9 *	321.	360.	BR	2.	100.0	0.0	24.0	0.49	16.3
37.	36T_NB_67th_Ave_brid	* 613005.2	970980.6	613003.6	970629.7 *	351.	180.	BR	2.	100.0	0.0	24.0	0.50	17.8
38.	36L_NB_67th_Ave_brid	* 612988.4	970962.5	612989.1	970357.9 *	605.	180.	BR	2.	100.0	0.0	12.0	0.89	30.7
39.	37_NB_67th_Ave_Queue	* 613003.5	970578.4	613001.6	969686.2 *	892.	180.	AG	8.	100.0	0.0	48.0	1.13	45.3

JOB: SR101L&67thAveTI (2040 Build) RUN: 2040 Build 67th Ave TI PM

DATE : 8/27/21
TIME : 9:57: 9

ADDITIONAL QUEUE LINK PARAMETERS

LINK DESCRIPTION	CYCLE LENGTH (SEC)	RED TIME (SEC)	CLEARANCE LOST TIME (SEC)	APPROACH VOL (VPH)	SATURATION FLOW RATE (VPH)	IDLE EM FAC (gm/hr)	SIGNAL TYPE	ARRIVAL RATE
32. 32_EB_67th_offramp_Q*	292	225	5.0	991	1714	0.92	2	3
33. 33_WB_67th_offramp_Q*	326	212	5.0	1659	1653	0.92	2	3
34. 34_SB_67th_Ave_Queue*	326	231	5.0	1958	1676	0.92	2	3
35. 35T_SB_67th_Ave_brid*	292	68	5.0	1167	1780	0.92	2	3
36. 35L_SB_67th_Ave_brid*	292	130	5.0	905	1730	0.92	2	3
37. 36T_NB_67th_Ave_brid*	326	115	5.0	1116	1780	0.92	2	3
38. 36L_NB_67th_Ave_brid*	326	211	5.0	524	1781	0.92	2	3
39. 37_NB_67th_Ave_Queue*	292	231	5.0	1397	1670	0.92	2	3

RECEPTOR LOCATIONS

RECEPTOR	COORDINATES (FT) X	Y	Z
1. R1	613040.0	971848.0	5.9
2. R2	613038.7	971766.0	5.9
3. R3	613037.4	971684.0	5.9
4. R4	613037.5	971602.0	5.9
5. R5	613035.3	971520.1	5.9
6. R6	613035.4	971438.0	5.9
7. R7	613035.4	971356.0	5.9
8. R8	613035.4	971274.0	5.9
9. R9	613034.0	971192.0	5.9
10. R10	613039.7	971110.2	5.9

11. R11	*	613090.8	971174.1	5.9 *
12. R12	*	613172.8	971175.1	5.9 *
13. R13	*	613254.4	971175.9	5.9 *
14. R14	*	613336.8	971176.6	5.9 *
15. R15	*	613418.8	971177.4	5.9 *
16. R16	*	613500.8	971178.2	5.9 *
17. R17	*	613582.8	971180.6	5.9 *
18. R18	*	613664.8	971180.0	5.9 *
19. R19	*	613746.8	971180.8	5.9 *
20. R20	*	613828.7	971181.6	5.9 *
21. R21	*	613910.8	971182.4	5.9 *
22. R22	*	613992.8	971181.7	5.9 *
23. R23	*	614074.8	971182.5	5.9 *
24. R24	*	614156.8	971184.9	5.9 *
25. R25	*	614238.7	971185.7	5.9 *
26. R26	*	614271.1	970670.5	5.9 *
27. R27	*	614189.3	970663.9	5.9 *
28. R28	*	614107.6	970657.1	5.9 *
29. R29	*	614025.9	970650.4	5.9 *
30. R30	*	613944.1	970643.7	5.9 *
31. R31	*	613862.4	970636.9	5.9 *
32. R32	*	613780.7	970630.2	5.9 *
33. R33	*	613699.0	970623.5	5.9 *
34. R34	*	613617.3	970616.8	5.9 *
35. R35	*	613535.5	970610.0	5.9 *
36. R36	*	613453.8	970603.3	5.9 *
37. R37	*	613372.1	970596.6	5.9 *

JOB: SR101L&67thAveTI (2040 Build) RUN: 2040 Build 67th Ave TI PM

DATE : 8/27/21
TIME : 9:57: 9

RECEPTOR LOCATIONS

RECEPTOR	*	COORDINATES (FT) X	Y	Z *
38. R38	*	613290.4	970589.8	5.9 *
39. R39	*	613208.6	970583.1	5.9 *
40. R40	*	613127.0	970576.4	5.9 *
41. R41	*	613034.5	970667.0	5.9 *
42. R42	*	613045.2	970569.6	5.9 *
43. R43	*	613045.2	970487.6	5.9 *
44. R44	*	613045.2	970405.6	5.9 *
45. R45	*	613042.2	970323.7	5.9 *

```
    46. R46                  *    613036.7   970241.9        5.9   *
    47. R47                  *    613035.4   970159.8        5.9   *
    48. R48                  *    613036.7   970077.9        5.9   *
    49. R49                  *    613036.6   969995.9        5.9   *
                                                                                                                                PAGE  4
     JOB: SR101L&67thAveTI (2040 Build)                        RUN: 2040 Build 67th Ave TI PM

      MODEL RESULTS
      -------------

      REMARKS : In search of the angle corresponding to
                the maximum concentration, only the first
                angle, of the angles with same maximum
                concentrations, is indicated as maximum.

WIND ANGLE RANGE:   0.-360.
```

WIND ANGLE (DEGR)	* CONCENTRATION (PPM) REC1	REC2	REC3	REC4	REC5	REC6	REC7	REC8	REC9	REC10	REC11	REC12	REC13	REC14	REC15	REC16	REC17	REC18	REC19	REC20
0.	0.0	0.0	0.0	0.0	0.0	0.1	0.1	0.1	0.1	0.1	0.0	0.0	0.0	0.0	0.0	0.0	0.0	0.0	0.0	0.0
10.	0.0	0.0	0.0	0.0	0.0	0.0	0.0	0.0	0.0	0.0	0.0	0.0	0.0	0.0	0.0	0.0	0.0	0.0	0.0	0.0
20.	0.0	0.0	0.0	0.0	0.0	0.0	0.0	0.0	0.0	0.0	0.0	0.0	0.0	0.0	0.0	0.0	0.0	0.0	0.0	0.0
30.	0.0	0.0	0.0	0.0	0.0	0.0	0.0	0.0	0.0	0.0	0.0	0.0	0.0	0.0	0.0	0.0	0.0	0.0	0.0	0.0
40.	0.0	0.0	0.0	0.0	0.0	0.0	0.0	0.0	0.0	0.0	0.0	0.0	0.0	0.0	0.0	0.0	0.0	0.0	0.0	0.0
50.	0.0	0.0	0.0	0.0	0.0	0.0	0.0	0.0	0.0	0.0	0.0	0.0	0.0	0.0	0.0	0.0	0.0	0.0	0.0	0.0
60.	0.0	0.0	0.0	0.0	0.0	0.0	0.0	0.0	0.0	0.0	0.0	0.0	0.0	0.0	0.0	0.0	0.0	0.0	0.0	0.0
70.	0.0	0.0	0.0	0.0	0.0	0.0	0.0	0.0	0.0	0.0	0.0	0.0	0.0	0.0	0.0	0.0	0.0	0.0	0.0	0.0
80.	0.0	0.0	0.0	0.0	0.0	0.0	0.0	0.0	0.0	0.0	0.0	0.0	0.0	0.0	0.0	0.0	0.0	0.0	0.0	0.0
90.	0.0	0.0	0.0	0.0	0.0	0.0	0.0	0.0	0.0	0.0	0.0	0.0	0.0	0.0	0.0	0.0	0.0	0.0	0.0	0.0
100.	0.0	0.0	0.0	0.0	0.0	0.0	0.0	0.0	0.0	0.0	0.0	0.0	0.0	0.0	0.0	0.0	0.0	0.0	0.0	0.0
110.	0.0	0.0	0.0	0.0	0.0	0.0	0.0	0.0	0.0	0.0	0.0	0.0	0.0	0.0	0.0	0.0	0.0	0.0	0.0	0.0
120.	0.0	0.0	0.0	0.0	0.0	0.0	0.0	0.0	0.0	0.0	0.0	0.0	0.0	0.0	0.0	0.0	0.0	0.0	0.0	0.0
130.	0.0	0.0	0.0	0.0	0.0	0.0	0.0	0.0	0.0	0.0	0.0	0.0	0.0	0.0	0.0	0.0	0.0	0.0	0.0	0.0
140.	0.0	0.0	0.0	0.0	0.0	0.0	0.0	0.0	0.0	0.0	0.0	0.0	0.0	0.0	0.0	0.0	0.0	0.0	0.0	0.0
150.	0.0	0.0	0.0	0.0	0.0	0.0	0.0	0.0	0.0	0.0	0.0	0.0	0.0	0.0	0.0	0.0	0.0	0.0	0.0	0.0
160.	0.0	0.0	0.0	0.0	0.0	0.0	0.0	0.0	0.0	0.0	0.0	0.0	0.0	0.0	0.0	0.0	0.0	0.0	0.0	0.0
170.	0.0	0.0	0.0	0.0	0.0	0.0	0.0	0.0	0.0	0.0	0.0	0.0	0.0	0.0	0.0	0.0	0.0	0.0	0.0	0.0
180.	0.1	0.1	0.1	0.1	0.1	0.1	0.0	0.0	0.0	0.0	0.0	0.0	0.0	0.0	0.0	0.0	0.0	0.0	0.0	0.0
190.	0.1	0.1	0.1	0.1	0.1	0.1	0.1	0.1	0.1	0.0	0.0	0.0	0.0	0.0	0.0	0.0	0.0	0.0	0.0	0.0
200.	0.1	0.1	0.1	0.1	0.1	0.1	0.1	0.1	0.1	0.0	0.0	0.0	0.0	0.0	0.0	0.0	0.0	0.0	0.0	0.0
210.	0.1	0.1	0.1	0.1	0.1	0.1	0.1	0.1	0.1	0.0	0.0	0.0	0.0	0.0	0.0	0.0	0.0	0.0	0.0	0.0
220.	0.1	0.1	0.1	0.1	0.1	0.1	0.1	0.1	0.1	0.0	0.0	0.0	0.0	0.0	0.0	0.0	0.0	0.0	0.0	0.0
230.	0.0	0.1	0.1	0.1	0.1	0.1	0.1	0.1	0.1	0.1	0.0	0.0	0.0	0.0	0.0	0.0	0.0	0.0	0.0	0.0
240.	0.0	0.1	0.1	0.1	0.1	0.1	0.1	0.1	0.1	0.1	0.0	0.0	0.0	0.0	0.0	0.0	0.0	0.0	0.0	0.0
250.	0.0	0.1	0.1	0.1	0.1	0.1	0.1	0.1	0.1	0.1	0.0	0.0	0.0	0.0	0.0	0.0	0.0	0.0	0.0	0.0

260.	*	0.0	0.1	0.1	0.1	0.1	0.1	0.1	0.1	0.1	0.1	0.0	0.0	0.0	0.0	0.0	0.0	0.0	0.0	0.0	0.0
270.	*	0.0	0.1	0.1	0.1	0.1	0.1	0.1	0.1	0.1	0.1	0.0	0.0	0.0	0.0	0.0	0.0	0.0	0.0	0.0	0.0
280.	*	0.0	0.1	0.1	0.1	0.1	0.1	0.1	0.1	0.1	0.1	0.0	0.0	0.0	0.0	0.0	0.0	0.0	0.0	0.0	0.0
290.	*	0.0	0.1	0.1	0.1	0.1	0.1	0.1	0.1	0.1	0.1	0.0	0.0	0.0	0.0	0.0	0.0	0.0	0.0	0.0	0.0
300.	*	0.0	0.1	0.1	0.1	0.1	0.1	0.1	0.1	0.1	0.1	0.0	0.0	0.0	0.0	0.0	0.0	0.0	0.0	0.0	0.0
310.	*	0.0	0.1	0.1	0.1	0.1	0.1	0.1	0.1	0.1	0.1	0.0	0.0	0.0	0.0	0.0	0.0	0.0	0.0	0.0	0.0
320.	*	0.0	0.1	0.1	0.1	0.1	0.1	0.1	0.1	0.1	0.1	0.0	0.0	0.0	0.0	0.0	0.0	0.0	0.0	0.0	0.0
330.	*	0.0	0.0	0.1	0.1	0.1	0.1	0.1	0.1	0.1	0.1	0.0	0.0	0.0	0.0	0.0	0.0	0.0	0.0	0.0	0.0
340.	*	0.0	0.0	0.1	0.1	0.1	0.1	0.1	0.1	0.1	0.1	0.0	0.0	0.0	0.0	0.0	0.0	0.0	0.0	0.0	0.0
350.	*	0.0	0.0	0.0	0.1	0.1	0.1	0.1	0.1	0.1	0.1	0.0	0.0	0.0	0.0	0.0	0.0	0.0	0.0	0.0	0.0
360.	*	0.0	0.0	0.0	0.0	0.0	0.1	0.1	0.1	0.1	0.1	0.0	0.0	0.0	0.0	0.0	0.0	0.0	0.0	0.0	0.0
MAX	*	0.1	0.1	0.1	0.1	0.1	0.1	0.1	0.1	0.1	0.1	0.0	0.0	0.0	0.0	0.0	0.0	0.0	0.0	0.0	0.0
DEGR.	*	180	180	180	180	180	0	0	0	0	0	0	0	0	0	0	0	0	0	0	0

JOB: SR101L&67thAveTI (2040 Build) RUN: 2040 Build 67th Ave TI PM

MODEL RESULTS

REMARKS : In search of the angle corresponding to the maximum concentration, only the first angle, of the angles with same maximum concentrations, is indicated as maximum.

WIND ANGLE RANGE: 0.-360.

WIND ANGLE (DEGR)	*	CONCENTRATION (PPM) REC21	REC22	REC23	REC24	REC25	REC26	REC27	REC28	REC29	REC30	REC31	REC32	REC33	REC34	REC35	REC36	REC37	REC38	REC39	REC40
0.	*	0.0	0.0	0.0	0.0	0.0	0.0	0.0	0.0	0.0	0.0	0.0	0.0	0.0	0.0	0.0	0.0	0.0	0.0	0.0	0.0
10.	*	0.0	0.0	0.0	0.0	0.0	0.0	0.0	0.0	0.0	0.0	0.0	0.0	0.0	0.0	0.0	0.0	0.0	0.0	0.0	0.0
20.	*	0.0	0.0	0.0	0.0	0.0	0.0	0.0	0.0	0.0	0.0	0.0	0.0	0.0	0.0	0.0	0.0	0.0	0.0	0.0	0.0
30.	*	0.0	0.0	0.0	0.0	0.0	0.0	0.0	0.0	0.0	0.0	0.0	0.0	0.0	0.0	0.0	0.0	0.0	0.0	0.0	0.0
40.	*	0.0	0.0	0.0	0.0	0.0	0.0	0.0	0.0	0.0	0.0	0.0	0.0	0.0	0.0	0.0	0.0	0.0	0.0	0.0	0.0
50.	*	0.0	0.0	0.0	0.0	0.0	0.0	0.0	0.0	0.0	0.0	0.0	0.0	0.0	0.0	0.0	0.0	0.0	0.0	0.0	0.0
60.	*	0.0	0.0	0.0	0.0	0.0	0.0	0.0	0.0	0.0	0.0	0.0	0.0	0.0	0.0	0.0	0.0	0.0	0.0	0.0	0.0
70.	*	0.0	0.0	0.0	0.0	0.0	0.0	0.0	0.0	0.0	0.0	0.0	0.0	0.0	0.0	0.0	0.0	0.0	0.0	0.0	0.0
80.	*	0.0	0.0	0.0	0.0	0.0	0.0	0.0	0.0	0.0	0.0	0.0	0.0	0.0	0.0	0.0	0.0	0.0	0.0	0.0	0.0
90.	*	0.0	0.0	0.0	0.0	0.0	0.0	0.0	0.0	0.0	0.0	0.0	0.0	0.0	0.0	0.0	0.0	0.0	0.0	0.0	0.0
100.	*	0.0	0.0	0.0	0.0	0.0	0.0	0.0	0.0	0.0	0.0	0.0	0.0	0.0	0.0	0.0	0.0	0.0	0.0	0.0	0.0
110.	*	0.0	0.0	0.0	0.0	0.0	0.0	0.0	0.0	0.0	0.0	0.0	0.0	0.0	0.0	0.0	0.0	0.0	0.0	0.0	0.0
120.	*	0.0	0.0	0.0	0.0	0.0	0.0	0.0	0.0	0.0	0.0	0.0	0.0	0.0	0.0	0.0	0.0	0.0	0.0	0.0	0.0
130.	*	0.0	0.0	0.0	0.0	0.0	0.0	0.0	0.0	0.0	0.0	0.0	0.0	0.0	0.0	0.0	0.0	0.0	0.0	0.0	0.0
140.	*	0.0	0.0	0.0	0.0	0.0	0.0	0.0	0.0	0.0	0.0	0.0	0.0	0.0	0.0	0.0	0.0	0.0	0.0	0.0	0.0

150.	*	0.0	0.0	0.0	0.0	0.0	0.0	0.0	0.0	0.0	0.0	0.0	0.0	0.0	0.0	0.0	0.0	0.0	0.0	0.0	0.0
160.	*	0.0	0.0	0.0	0.0	0.0	0.0	0.0	0.0	0.0	0.0	0.0	0.0	0.0	0.0	0.0	0.0	0.0	0.0	0.0	0.0
170.	*	0.0	0.0	0.0	0.0	0.0	0.0	0.0	0.0	0.0	0.0	0.0	0.0	0.0	0.0	0.0	0.0	0.0	0.0	0.0	0.0
180.	*	0.0	0.0	0.0	0.0	0.0	0.0	0.0	0.0	0.0	0.0	0.0	0.0	0.0	0.0	0.0	0.0	0.0	0.0	0.0	0.0
190.	*	0.0	0.0	0.0	0.0	0.0	0.0	0.0	0.0	0.0	0.0	0.0	0.0	0.0	0.0	0.0	0.0	0.0	0.0	0.0	0.0
200.	*	0.0	0.0	0.0	0.0	0.0	0.0	0.0	0.0	0.0	0.0	0.0	0.0	0.0	0.0	0.0	0.0	0.0	0.0	0.0	0.0
210.	*	0.0	0.0	0.0	0.0	0.0	0.0	0.0	0.0	0.0	0.0	0.0	0.0	0.0	0.0	0.0	0.0	0.0	0.0	0.0	0.0
220.	*	0.0	0.0	0.0	0.0	0.0	0.0	0.0	0.0	0.0	0.0	0.0	0.0	0.0	0.0	0.0	0.0	0.0	0.0	0.0	0.0
230.	*	0.0	0.0	0.0	0.0	0.0	0.0	0.0	0.0	0.0	0.0	0.0	0.0	0.0	0.0	0.0	0.0	0.0	0.0	0.0	0.0
240.	*	0.0	0.0	0.0	0.0	0.0	0.0	0.0	0.0	0.0	0.0	0.0	0.0	0.0	0.0	0.0	0.0	0.0	0.0	0.0	0.0
250.	*	0.0	0.0	0.0	0.0	0.0	0.0	0.0	0.0	0.0	0.0	0.0	0.0	0.0	0.0	0.0	0.0	0.0	0.0	0.0	0.0
260.	*	0.0	0.0	0.0	0.0	0.0	0.0	0.0	0.0	0.0	0.0	0.0	0.0	0.0	0.0	0.0	0.0	0.0	0.0	0.0	0.0
270.	*	0.0	0.0	0.0	0.0	0.0	0.0	0.0	0.0	0.0	0.0	0.0	0.0	0.0	0.0	0.0	0.0	0.0	0.0	0.0	0.0
280.	*	0.0	0.0	0.0	0.0	0.0	0.0	0.0	0.0	0.0	0.0	0.0	0.0	0.0	0.0	0.0	0.0	0.0	0.0	0.0	0.0
290.	*	0.0	0.0	0.0	0.0	0.0	0.0	0.0	0.0	0.0	0.0	0.0	0.0	0.0	0.0	0.0	0.0	0.0	0.0	0.0	0.0
300.	*	0.0	0.0	0.0	0.0	0.0	0.0	0.0	0.0	0.0	0.0	0.0	0.0	0.0	0.0	0.0	0.0	0.0	0.0	0.0	0.0
310.	*	0.0	0.0	0.0	0.0	0.0	0.0	0.0	0.0	0.0	0.0	0.0	0.0	0.0	0.0	0.0	0.0	0.0	0.0	0.0	0.0
320.	*	0.0	0.0	0.0	0.0	0.0	0.0	0.0	0.0	0.0	0.0	0.0	0.0	0.0	0.0	0.0	0.0	0.0	0.0	0.0	0.0
330.	*	0.0	0.0	0.0	0.0	0.0	0.0	0.0	0.0	0.0	0.0	0.0	0.0	0.0	0.0	0.0	0.0	0.0	0.0	0.0	0.0
340.	*	0.0	0.0	0.0	0.0	0.0	0.0	0.0	0.0	0.0	0.0	0.0	0.0	0.0	0.0	0.0	0.0	0.0	0.0	0.0	0.0
350.	*	0.0	0.0	0.0	0.0	0.0	0.0	0.0	0.0	0.0	0.0	0.0	0.0	0.0	0.0	0.0	0.0	0.0	0.0	0.0	0.0
360.	*	0.0	0.0	0.0	0.0	0.0	0.0	0.0	0.0	0.0	0.0	0.0	0.0	0.0	0.0	0.0	0.0	0.0	0.0	0.0	0.0
MAX	*	0.0	0.0	0.0	0.0	0.0	0.0	0.0	0.0	0.0	0.0	0.0	0.0	0.0	0.0	0.0	0.0	0.0	0.0	0.0	0.0
DEGR.	*	0	0	0	0	0	0	0	0	0	0	0	0	0	0	0	0	0	0	0	0

JOB: SR101L&67thAveTI (2040 Build) RUN: 2040 Build 67th Ave TI PM

MODEL RESULTS

REMARKS : In search of the angle corresponding to the maximum concentration, only the first angle, of the angles with same maximum concentrations, is indicated as maximum.

WIND ANGLE RANGE: 0.-360.

WIND ANGLE (DEGR)	*	CONCENTRATION (PPM) REC41	REC42	REC43	REC44	REC45	REC46	REC47	REC48	REC49
0.	*	0.0	0.0	0.0	0.0	0.0	0.0	0.0	0.0	0.0
10.	*	0.0	0.0	0.0	0.0	0.0	0.0	0.0	0.0	0.0
20.	*	0.0	0.0	0.0	0.0	0.0	0.0	0.0	0.0	0.0
30.	*	0.0	0.0	0.0	0.0	0.0	0.0	0.0	0.0	0.0

```
 40.  *   0.0   0.0   0.0   0.0   0.0   0.0   0.0   0.0   0.0
 50.  *   0.0   0.0   0.0   0.0   0.0   0.0   0.0   0.0   0.0
 60.  *   0.0   0.0   0.0   0.0   0.0   0.0   0.0   0.0   0.0
 70.  *   0.0   0.0   0.0   0.0   0.0   0.0   0.0   0.0   0.0
 80.  *   0.0   0.0   0.0   0.0   0.0   0.0   0.0   0.0   0.0
 90.  *   0.0   0.0   0.0   0.0   0.0   0.0   0.0   0.0   0.0
100.  *   0.1   0.0   0.0   0.0   0.0   0.0   0.0   0.0   0.0
110.  *   0.0   0.0   0.0   0.0   0.0   0.0   0.0   0.0   0.0
120.  *   0.0   0.0   0.0   0.0   0.0   0.0   0.0   0.0   0.0
130.  *   0.0   0.0   0.0   0.0   0.0   0.0   0.0   0.0   0.0
140.  *   0.0   0.0   0.0   0.0   0.0   0.0   0.0   0.0   0.0
150.  *   0.0   0.0   0.0   0.0   0.0   0.0   0.0   0.0   0.0
160.  *   0.0   0.0   0.0   0.0   0.0   0.0   0.0   0.0   0.0
170.  *   0.0   0.0   0.0   0.0   0.0   0.0   0.0   0.0   0.0
180.  *   0.0   0.0   0.0   0.0   0.0   0.0   0.0   0.0   0.0
190.  *   0.0   0.0   0.0   0.0   0.0   0.0   0.0   0.0   0.0
200.  *   0.0   0.0   0.0   0.0   0.0   0.0   0.0   0.0   0.0
210.  *   0.0   0.0   0.0   0.0   0.0   0.0   0.0   0.0   0.0
220.  *   0.0   0.0   0.0   0.0   0.0   0.0   0.0   0.0   0.0
230.  *   0.0   0.0   0.0   0.0   0.0   0.0   0.0   0.0   0.0
240.  *   0.0   0.0   0.0   0.0   0.0   0.0   0.0   0.0   0.0
250.  *   0.0   0.0   0.0   0.0   0.0   0.0   0.0   0.0   0.0
260.  *   0.0   0.0   0.0   0.0   0.0   0.0   0.0   0.0   0.0
270.  *   0.0   0.0   0.0   0.0   0.0   0.0   0.0   0.0   0.0
280.  *   0.0   0.0   0.0   0.0   0.0   0.0   0.0   0.0   0.0
290.  *   0.0   0.0   0.0   0.0   0.0   0.0   0.0   0.0   0.0
300.  *   0.0   0.0   0.0   0.0   0.0   0.0   0.0   0.0   0.0
310.  *   0.0   0.0   0.0   0.0   0.0   0.0   0.0   0.0   0.0
320.  *   0.1   0.0   0.0   0.0   0.0   0.0   0.0   0.0   0.0
330.  *   0.1   0.0   0.0   0.0   0.0   0.0   0.0   0.0   0.0
340.  *   0.1   0.0   0.0   0.0   0.0   0.0   0.0   0.0   0.0
350.  *   0.1   0.0   0.0   0.0   0.0   0.0   0.0   0.0   0.0
360.  *   0.0   0.0   0.0   0.0   0.0   0.0   0.0   0.0   0.0
------*-------------------------------------------------------
MAX   *   0.1   0.0   0.0   0.0   0.0   0.0   0.0   0.0   0.0
DEGR. *  100     0     0     0     0     0     0     0     0

THE HIGHEST CONCENTRATION OF    0.10 PPM OCCURRED AT RECEPTOR REC6 .
```


JOB: SR101L&67thAveTI (2040 Build) RUN: 2040 Build 67th Ave TI PM

DATE : 8/27/21
TIME : 9:57: 9

RECEPTOR - LINK MATRIX FOR THE ANGLE PRODUCING
THE MAXIMUM CONCENTRATION FOR EACH RECEPTOR

CO/LINK (PPM)
ANGLE (DEGREES)

LINK #	REC1	REC2	REC3	REC4	REC5	REC6	REC7	REC8	REC9	REC10	REC11	REC12	REC13	REC14	REC15	REC16	REC17	REC18	REC19	REC20
	180	180	180	180	180	0	0	0	0	0	0	0	0	0	0	0	0	0	0	0
1	0.0	0.0	0.0	0.0	0.0	0.0	0.0	0.0	0.0	0.0	0.0	0.0	0.0	0.0	0.0	0.0	0.0	0.0	0.0	0.0
2	0.0	0.0	0.0	0.0	0.0	0.0	0.0	0.0	0.0	0.0	0.0	0.0	0.0	0.0	0.0	0.0	0.0	0.0	0.0	0.0
3	0.0	0.0	0.0	0.0	0.0	0.0	0.0	0.0	0.0	0.0	0.0	0.0	0.0	0.0	0.0	0.0	0.0	0.0	0.0	0.0
4	0.0	0.0	0.0	0.0	0.0	0.0	0.0	0.0	0.0	0.0	0.0	0.0	0.0	0.0	0.0	0.0	0.0	0.0	0.0	0.0
5	0.0	0.0	0.0	0.0	0.0	0.0	0.0	0.0	0.0	0.0	0.0	0.0	0.0	0.0	0.0	0.0	0.0	0.0	0.0	0.0
6	0.0	0.0	0.0	0.0	0.0	0.0	0.0	0.0	0.0	0.0	0.0	0.0	0.0	0.0	0.0	0.0	0.0	0.0	0.0	0.0
7	0.0	0.0	0.0	0.0	0.0	0.0	0.0	0.0	0.0	0.0	0.0	0.0	0.0	0.0	0.0	0.0	0.0	0.0	0.0	0.0
8	0.0	0.0	0.0	0.0	0.0	0.0	0.0	0.0	0.0	0.0	0.0	0.0	0.0	0.0	0.0	0.0	0.0	0.0	0.0	0.0
9	0.0	0.0	0.0	0.0	0.0	0.0	0.0	0.0	0.0	0.0	0.0	0.0	0.0	0.0	0.0	0.0	0.0	0.0	0.0	0.0
10	0.0	0.0	0.0	0.0	0.0	0.0	0.0	0.0	0.0	0.0	0.0	0.0	0.0	0.0	0.0	0.0	0.0	0.0	0.0	0.0
11	0.0	0.0	0.0	0.0	0.0	0.0	0.0	0.0	0.0	0.0	0.0	0.0	0.0	0.0	0.0	0.0	0.0	0.0	0.0	0.0
12	0.0	0.0	0.0	0.0	0.0	0.0	0.0	0.0	0.0	0.0	0.0	0.0	0.0	0.0	0.0	0.0	0.0	0.0	0.0	0.0
13	0.0	0.0	0.0	0.0	0.0	0.0	0.0	0.0	0.0	0.0	0.0	0.0	0.0	0.0	0.0	0.0	0.0	0.0	0.0	0.0
14	0.0	0.0	0.0	0.0	0.0	0.0	0.0	0.0	0.0	0.0	0.0	0.0	0.0	0.0	0.0	0.0	0.0	0.0	0.0	0.0
15	0.0	0.0	0.0	0.0	0.0	0.0	0.0	0.0	0.0	0.0	0.0	0.0	0.0	0.0	0.0	0.0	0.0	0.0	0.0	0.0
16	0.0	0.0	0.0	0.0	0.0	0.0	0.0	0.0	0.0	0.0	0.0	0.0	0.0	0.0	0.0	0.0	0.0	0.0	0.0	0.0
17	0.0	0.0	0.0	0.0	0.0	0.0	0.0	0.0	0.0	0.0	0.0	0.0	0.0	0.0	0.0	0.0	0.0	0.0	0.0	0.0
18	0.0	0.0	0.0	0.0	0.0	0.0	0.0	0.0	0.0	0.0	0.0	0.0	0.0	0.0	0.0	0.0	0.0	0.0	0.0	0.0
19	0.0	0.0	0.0	0.0	0.0	0.0	0.0	0.0	0.0	0.0	0.0	0.0	0.0	0.0	0.0	0.0	0.0	0.0	0.0	0.0
20	0.0	0.0	0.0	0.0	0.0	0.0	0.0	0.0	0.0	0.0	0.0	0.0	0.0	0.0	0.0	0.0	0.0	0.0	0.0	0.0
21	0.0	0.0	0.0	0.0	0.0	0.0	0.0	0.0	0.0	0.0	0.0	0.0	0.0	0.0	0.0	0.0	0.0	0.0	0.0	0.0
22	0.0	0.0	0.0	0.0	0.0	0.0	0.0	0.0	0.0	0.0	0.0	0.0	0.0	0.0	0.0	0.0	0.0	0.0	0.0	0.0
23	0.0	0.0	0.0	0.0	0.0	0.0	0.0	0.0	0.0	0.0	0.0	0.0	0.0	0.0	0.0	0.0	0.0	0.0	0.0	0.0
24	0.0	0.0	0.0	0.0	0.0	0.0	0.0	0.0	0.0	0.0	0.0	0.0	0.0	0.0	0.0	0.0	0.0	0.0	0.0	0.0
25	0.0	0.0	0.0	0.0	0.0	0.0	0.0	0.0	0.0	0.0	0.0	0.0	0.0	0.0	0.0	0.0	0.0	0.0	0.0	0.0
26	0.0	0.0	0.0	0.0	0.0	0.0	0.0	0.0	0.0	0.0	0.0	0.0	0.0	0.0	0.0	0.0	0.0	0.0	0.0	0.0
27	0.0	0.0	0.0	0.0	0.0	0.0	0.0	0.0	0.0	0.0	0.0	0.0	0.0	0.0	0.0	0.0	0.0	0.0	0.0	0.0
28	0.0	0.0	0.0	0.0	0.0	0.0	0.0	0.0	0.0	0.0	0.0	0.0	0.0	0.0	0.0	0.0	0.0	0.0	0.0	0.0
29	0.0	0.0	0.0	0.0	0.0	0.0	0.0	0.0	0.0	0.0	0.0	0.0	0.0	0.0	0.0	0.0	0.0	0.0	0.0	0.0
30	0.1	0.1	0.1	0.1	0.1	0.1	0.1	0.1	0.1	0.1	0.0	0.0	0.0	0.0	0.0	0.0	0.0	0.0	0.0	0.0
31	0.0	0.0	0.0	0.0	0.0	0.0	0.0	0.0	0.0	0.0	0.0	0.0	0.0	0.0	0.0	0.0	0.0	0.0	0.0	0.0
32	0.0	0.0	0.0	0.0	0.0	0.0	0.0	0.0	0.0	0.0	0.0	0.0	0.0	0.0	0.0	0.0	0.0	0.0	0.0	0.0
33	0.0	0.0	0.0	0.0	0.0	0.0	0.0	0.0	0.0	0.0	0.0	0.0	0.0	0.0	0.0	0.0	0.0	0.0	0.0	0.0
34	0.0	0.0	0.0	0.0	0.0	0.0	0.0	0.0	0.0	0.0	0.0	0.0	0.0	0.0	0.0	0.0	0.0	0.0	0.0	0.0
35	0.0	0.0	0.0	0.0	0.0	0.0	0.0	0.0	0.0	0.0	0.0	0.0	0.0	0.0	0.0	0.0	0.0	0.0	0.0	0.0
36	0.0	0.0	0.0	0.0	0.0	0.0	0.0	0.0	0.0	0.0	0.0	0.0	0.0	0.0	0.0	0.0	0.0	0.0	0.0	0.0
37	0.0	0.0	0.0	0.0	0.0	0.0	0.0	0.0	0.0	0.0	0.0	0.0	0.0	0.0	0.0	0.0	0.0	0.0	0.0	0.0
38	0.0	0.0	0.0	0.0	0.0	0.0	0.0	0.0	0.0	0.0	0.0	0.0	0.0	0.0	0.0	0.0	0.0	0.0	0.0	0.0
39	0.0	0.0	0.0	0.0	0.0	0.0	0.0	0.0	0.0	0.0	0.0	0.0	0.0	0.0	0.0	0.0	0.0	0.0	0.0	0.0

DATE : 8/27/21
TIME : 9:57: 9

RECEPTOR - LINK MATRIX FOR THE ANGLE PRODUCING
THE MAXIMUM CONCENTRATION FOR EACH RECEPTOR

CO/LINK (PPM)
ANGLE (DEGREES)

LINK #	REC21 0 0	REC22 0	REC23 0	REC24 0	REC25 0	REC26 0	REC27 0	REC28 0	REC29 0	REC30 0	REC31 0	REC32 0	REC33 0	REC34 0	REC35 0	REC36 0	REC37 0	REC38 0	REC39 0	REC40
1	0.0	0.0	0.0	0.0	0.0	0.0	0.0	0.0	0.0	0.0	0.0	0.0	0.0	0.0	0.0	0.0	0.0	0.0	0.0	0.0
2	0.0	0.0	0.0	0.0	0.0	0.0	0.0	0.0	0.0	0.0	0.0	0.0	0.0	0.0	0.0	0.0	0.0	0.0	0.0	0.0
3	0.0	0.0	0.0	0.0	0.0	0.0	0.0	0.0	0.0	0.0	0.0	0.0	0.0	0.0	0.0	0.0	0.0	0.0	0.0	0.0
4	0.0	0.0	0.0	0.0	0.0	0.0	0.0	0.0	0.0	0.0	0.0	0.0	0.0	0.0	0.0	0.0	0.0	0.0	0.0	0.0
5	0.0	0.0	0.0	0.0	0.0	0.0	0.0	0.0	0.0	0.0	0.0	0.0	0.0	0.0	0.0	0.0	0.0	0.0	0.0	0.0
6	0.0	0.0	0.0	0.0	0.0	0.0	0.0	0.0	0.0	0.0	0.0	0.0	0.0	0.0	0.0	0.0	0.0	0.0	0.0	0.0
7	0.0	0.0	0.0	0.0	0.0	0.0	0.0	0.0	0.0	0.0	0.0	0.0	0.0	0.0	0.0	0.0	0.0	0.0	0.0	0.0
8	0.0	0.0	0.0	0.0	0.0	0.0	0.0	0.0	0.0	0.0	0.0	0.0	0.0	0.0	0.0	0.0	0.0	0.0	0.0	0.0
9	0.0	0.0	0.0	0.0	0.0	0.0	0.0	0.0	0.0	0.0	0.0	0.0	0.0	0.0	0.0	0.0	0.0	0.0	0.0	0.0
10	0.0	0.0	0.0	0.0	0.0	0.0	0.0	0.0	0.0	0.0	0.0	0.0	0.0	0.0	0.0	0.0	0.0	0.0	0.0	0.0
11	0.0	0.0	0.0	0.0	0.0	0.0	0.0	0.0	0.0	0.0	0.0	0.0	0.0	0.0	0.0	0.0	0.0	0.0	0.0	0.0
12	0.0	0.0	0.0	0.0	0.0	0.0	0.0	0.0	0.0	0.0	0.0	0.0	0.0	0.0	0.0	0.0	0.0	0.0	0.0	0.0
13	0.0	0.0	0.0	0.0	0.0	0.0	0.0	0.0	0.0	0.0	0.0	0.0	0.0	0.0	0.0	0.0	0.0	0.0	0.0	0.0
14	0.0	0.0	0.0	0.0	0.0	0.0	0.0	0.0	0.0	0.0	0.0	0.0	0.0	0.0	0.0	0.0	0.0	0.0	0.0	0.0
15	0.0	0.0	0.0	0.0	0.0	0.0	0.0	0.0	0.0	0.0	0.0	0.0	0.0	0.0	0.0	0.0	0.0	0.0	0.0	0.0
16	0.0	0.0	0.0	0.0	0.0	0.0	0.0	0.0	0.0	0.0	0.0	0.0	0.0	0.0	0.0	0.0	0.0	0.0	0.0	0.0
17	0.0	0.0	0.0	0.0	0.0	0.0	0.0	0.0	0.0	0.0	0.0	0.0	0.0	0.0	0.0	0.0	0.0	0.0	0.0	0.0
18	0.0	0.0	0.0	0.0	0.0	0.0	0.0	0.0	0.0	0.0	0.0	0.0	0.0	0.0	0.0	0.0	0.0	0.0	0.0	0.0
19	0.0	0.0	0.0	0.0	0.0	0.0	0.0	0.0	0.0	0.0	0.0	0.0	0.0	0.0	0.0	0.0	0.0	0.0	0.0	0.0
20	0.0	0.0	0.0	0.0	0.0	0.0	0.0	0.0	0.0	0.0	0.0	0.0	0.0	0.0	0.0	0.0	0.0	0.0	0.0	0.0
21	0.0	0.0	0.0	0.0	0.0	0.0	0.0	0.0	0.0	0.0	0.0	0.0	0.0	0.0	0.0	0.0	0.0	0.0	0.0	0.0
22	0.0	0.0	0.0	0.0	0.0	0.0	0.0	0.0	0.0	0.0	0.0	0.0	0.0	0.0	0.0	0.0	0.0	0.0	0.0	0.0
23	0.0	0.0	0.0	0.0	0.0	0.0	0.0	0.0	0.0	0.0	0.0	0.0	0.0	0.0	0.0	0.0	0.0	0.0	0.0	0.0
24	0.0	0.0	0.0	0.0	0.0	0.0	0.0	0.0	0.0	0.0	0.0	0.0	0.0	0.0	0.0	0.0	0.0	0.0	0.0	0.0
25	0.0	0.0	0.0	0.0	0.0	0.0	0.0	0.0	0.0	0.0	0.0	0.0	0.0	0.0	0.0	0.0	0.0	0.0	0.0	0.0
26	0.0	0.0	0.0	0.0	0.0	0.0	0.0	0.0	0.0	0.0	0.0	0.0	0.0	0.0	0.0	0.0	0.0	0.0	0.0	0.0
27	0.0	0.0	0.0	0.0	0.0	0.0	0.0	0.0	0.0	0.0	0.0	0.0	0.0	0.0	0.0	0.0	0.0	0.0	0.0	0.0
28	0.0	0.0	0.0	0.0	0.0	0.0	0.0	0.0	0.0	0.0	0.0	0.0	0.0	0.0	0.0	0.0	0.0	0.0	0.0	0.0
29	0.0	0.0	0.0	0.0	0.0	0.0	0.0	0.0	0.0	0.0	0.0	0.0	0.0	0.0	0.0	0.0	0.0	0.0	0.0	0.0
30	0.0	0.0	0.0	0.0	0.0	0.0	0.0	0.0	0.0	0.0	0.0	0.0	0.0	0.0	0.0	0.0	0.0	0.0	0.0	0.0
31	0.0	0.0	0.0	0.0	0.0	0.0	0.0	0.0	0.0	0.0	0.0	0.0	0.0	0.0	0.0	0.0	0.0	0.0	0.0	0.0
32	0.0	0.0	0.0	0.0	0.0	0.0	0.0	0.0	0.0	0.0	0.0	0.0	0.0	0.0	0.0	0.0	0.0	0.0	0.0	0.0
33	0.0	0.0	0.0	0.0	0.0	0.0	0.0	0.0	0.0	0.0	0.0	0.0	0.0	0.0	0.0	0.0	0.0	0.0	0.0	0.0
34	0.0	0.0	0.0	0.0	0.0	0.0	0.0	0.0	0.0	0.0	0.0	0.0	0.0	0.0	0.0	0.0	0.0	0.0	0.0	0.0

35	*	0.0	0.0	0.0	0.0	0.0	0.0	0.0	0.0	0.0	0.0	0.0	0.0	0.0	0.0	0.0	0.0	0.0	0.0	0.0	0.0
36	*	0.0	0.0	0.0	0.0	0.0	0.0	0.0	0.0	0.0	0.0	0.0	0.0	0.0	0.0	0.0	0.0	0.0	0.0	0.0	0.0
37	*	0.0	0.0	0.0	0.0	0.0	0.0	0.0	0.0	0.0	0.0	0.0	0.0	0.0	0.0	0.0	0.0	0.0	0.0	0.0	0.0
38	*	0.0	0.0	0.0	0.0	0.0	0.0	0.0	0.0	0.0	0.0	0.0	0.0	0.0	0.0	0.0	0.0	0.0	0.0	0.0	0.0
39	*	0.0	0.0	0.0	0.0	0.0	0.0	0.0	0.0	0.0	0.0	0.0	0.0	0.0	0.0	0.0	0.0	0.0	0.0	0.0	0.0

JOB: SR101L&67thAveTI (2040 Build) RUN: 2040 Build 67th Ave TI PM

DATE : 8/27/21
TIME : 9:57: 9

RECEPTOR - LINK MATRIX FOR THE ANGLE PRODUCING
THE MAXIMUM CONCENTRATION FOR EACH RECEPTOR

	*	CO/LINK (PPM)								
	*	ANGLE (DEGREES)								
	*	REC41	REC42	REC43	REC44	REC45	REC46	REC47	REC48	REC49
LINK #	*	100	0	0	0	0	0	0	0	0
1	*	0.0	0.0	0.0	0.0	0.0	0.0	0.0	0.0	0.0
2	*	0.0	0.0	0.0	0.0	0.0	0.0	0.0	0.0	0.0
3	*	0.0	0.0	0.0	0.0	0.0	0.0	0.0	0.0	0.0
4	*	0.0	0.0	0.0	0.0	0.0	0.0	0.0	0.0	0.0
5	*	0.0	0.0	0.0	0.0	0.0	0.0	0.0	0.0	0.0
6	*	0.0	0.0	0.0	0.0	0.0	0.0	0.0	0.0	0.0
7	*	0.0	0.0	0.0	0.0	0.0	0.0	0.0	0.0	0.0
8	*	0.0	0.0	0.0	0.0	0.0	0.0	0.0	0.0	0.0
9	*	0.0	0.0	0.0	0.0	0.0	0.0	0.0	0.0	0.0
10	*	0.0	0.0	0.0	0.0	0.0	0.0	0.0	0.0	0.0
11	*	0.0	0.0	0.0	0.0	0.0	0.0	0.0	0.0	0.0
12	*	0.1	0.0	0.0	0.0	0.0	0.0	0.0	0.0	0.0
13	*	0.0	0.0	0.0	0.0	0.0	0.0	0.0	0.0	0.0
14	*	0.0	0.0	0.0	0.0	0.0	0.0	0.0	0.0	0.0
15	*	0.0	0.0	0.0	0.0	0.0	0.0	0.0	0.0	0.0
16	*	0.0	0.0	0.0	0.0	0.0	0.0	0.0	0.0	0.0
17	*	0.0	0.0	0.0	0.0	0.0	0.0	0.0	0.0	0.0
18	*	0.0	0.0	0.0	0.0	0.0	0.0	0.0	0.0	0.0
19	*	0.0	0.0	0.0	0.0	0.0	0.0	0.0	0.0	0.0
20	*	0.0	0.0	0.0	0.0	0.0	0.0	0.0	0.0	0.0
21	*	0.0	0.0	0.0	0.0	0.0	0.0	0.0	0.0	0.0
22	*	0.0	0.0	0.0	0.0	0.0	0.0	0.0	0.0	0.0
23	*	0.0	0.0	0.0	0.0	0.0	0.0	0.0	0.0	0.0
24	*	0.0	0.0	0.0	0.0	0.0	0.0	0.0	0.0	0.0
25	*	0.0	0.0	0.0	0.0	0.0	0.0	0.0	0.0	0.0
26	*	0.0	0.0	0.0	0.0	0.0	0.0	0.0	0.0	0.0
27	*	0.0	0.0	0.0	0.0	0.0	0.0	0.0	0.0	0.0

```
28  *   0.0   0.0   0.0   0.0   0.0   0.0   0.0   0.0   0.0
29  *   0.0   0.0   0.0   0.0   0.0   0.0   0.0   0.0   0.0
30  *   0.0   0.0   0.0   0.0   0.0   0.0   0.0   0.0   0.0
31  *   0.0   0.0   0.0   0.0   0.0   0.0   0.0   0.0   0.0
32  *   0.0   0.0   0.0   0.0   0.0   0.0   0.0   0.0   0.0
33  *   0.0   0.0   0.0   0.0   0.0   0.0   0.0   0.0   0.0
34  *   0.0   0.0   0.0   0.0   0.0   0.0   0.0   0.0   0.0
35  *   0.0   0.0   0.0   0.0   0.0   0.0   0.0   0.0   0.0
36  *   0.0   0.0   0.0   0.0   0.0   0.0   0.0   0.0   0.0
37  *   0.0   0.0   0.0   0.0   0.0   0.0   0.0   0.0   0.0
38  *   0.0   0.0   0.0   0.0   0.0   0.0   0.0   0.0   0.0
39  *   0.0   0.0   0.0   0.0   0.0   0.0   0.0   0.0   0.0
```

CAL3QHC: LINE SOURCE DISPERSION MODEL - VERSION 2.0 Dated 95221 PAGE 1

JOB: SR101L&67thAveTI (2040 Build) RUN: 2040 Build 67th Ave TI PM

DATE : 8/27/21
TIME : 9:57:17

The MODE flag has been set to C for calculating CO averages.

SITE & METEOROLOGICAL VARIABLES

VS = 0.0 CM/S VD = 0.0 CM/S Z0 = 108. CM
U = 1.0 M/S CLAS = 4 (D) ATIM = 60. MINUTES MIXH = 1000. M AMB = 0.0 PPM

LINK VARIABLES

	LINK DESCRIPTION	LINK COORDINATES (FT) X1	Y1	X2	Y2	LENGTH (FT)	BRG (DEG)	TYPE	VPH	EF (G/MI)	H (FT)	W (FT)	V/C	QUEUE (VEH)
1.	1_SR101_EB_ML_S1	611363.2	970723.0	612413.8	970773.2	1052.	87.	DP	6448.	0.5	-15.0	80.0		
2.	2_SR101_EB_ML_S2	612413.8	970773.2	613432.4	970822.5	1020.	87.	DP	6448.	0.5	-20.0	80.0		
3.	3_SR101_EB_ML_S3	613432.4	970822.5	614514.4	970872.8	1083.	87.	DP	6448.	0.5	-15.0	80.0		
4.	4_SR101_WB_ML_S1	612408.8	970842.7	611362.7	970792.4	1047.	267.	DP	8124.	0.5	-15.0	80.0		
5.	5_SR101_WB_ML_S2	613426.6	970891.7	612408.8	970842.7	1019.	267.	DP	8124.	0.5	-20.0	80.0		
6.	6_SR101_WB_ML_S3	614511.4	970942.6	613426.6	970891.7	1086.	267.	DP	8124.	0.5	-15.0	80.0		
7.	7_EB_frontage_road_S	611369.8	970576.8	612441.6	970592.7	1072.	89.	AG	391.	0.6	0.0	44.0		
8.	8_EB_frontage_road_S	612441.0	970607.9	612967.6	970618.0	527.	89.	AG	991.	0.6	0.0	68.0		
9.	9_EB_67th Ave offram	612885.9	970602.7	612938.7	970557.3	70.	131.	AG	14.	0.5	0.0	32.0		
10.	10_EB_67th_Ave_offra	611366.5	970682.2	612440.9	970619.7	1076.	93.	DP	563.	0.7	-10.0	32.0		
11.	11_67th_Ave_NB_onram	613018.9	970553.2	613072.6	970621.1	87.	38.	AG	385.	0.6	0.0	32.0		
12.	12_EB_67th_Ave_onram	612972.0	970632.3	613386.7	970659.1	416.	86.	AG	1643.	0.6	0.0	56.0		
13.	13_EB_67th_Ave_onram	613385.5	970671.2	614515.5	970831.3	1141.	82.	DP	1076.	0.5	-10.0	44.0		
14.	14_EB_frontage_road_	613387.3	970645.6	614518.9	970720.9	1134.	86.	AG	488.	0.7	0.0	44.0		
15.	15_WB_67th_Ave_offra	614507.5	970995.8	613531.5	971056.2	978.	274.	DP	1427.	0.8	-10.0	32.0		
16.	16_WB_frontage_road_	614518.6	971111.4	613534.4	971079.4	985.	268.	AG	232.	0.6	0.0	32.0		
17.	17_WB_67th_Ave_offra	613531.5	971056.2	612981.4	971043.2	550.	269.	AG	1427.	0.8	0.0	44.0		
18.	18_WB_frontage_road_	613534.3	971078.9	612985.6	971064.3	549.	268.	AG	232.	0.8	0.0	44.0		
19.	19_WB_67th_Ave_offra	613075.6	971073.4	613014.1	971113.8	74.	303.	AG	560.	0.6	0.0	32.0		
20.	20_WB_67th_Ave_onram	612932.7	971133.8	612877.7	971050.2	100.	213.	AG	557.	0.6	0.0	32.0		
21.	21_WB_67th_Ave_onram	612979.5	971043.7	612571.4	971010.8	409.	265.	AG	1120.	0.6	0.0	56.0		
22.	22_WB_frontage_road_	612570.9	971023.6	611359.9	970946.4	1213.	266.	AG	554.	0.7	0.0	44.0		
23.	23_WB_67th_Ave_onram	612572.6	970997.4	611363.7	970838.7	1219.	263.	DP	526.	0.5	-10.0	44.0		
24.	24_SB_67th_Ave_S1	612958.2	971834.8	612960.2	971063.4	771.	180.	AG	1958.	0.9	0.0	56.0		
25.	25_SB_67th_Ave_S2	612960.2	971063.4	612948.7	970613.7	450.	181.	BR	2072.	1.0	0.0	68.0		
26.	26_SB_67th_Ave_S3	612948.7	970613.7	612952.8	969931.1	683.	180.	AG	1181.	0.7	0.0	44.0		
27.	27_SB_67th_Ave_left	612971.1	970692.7	613065.6	970636.9	110.	121.	AG	905.	0.6	0.0	44.0		
28.	28_NB_67th_Ave_S1	613001.7	969939.4	613001.0	970612.9	673.	360.	AG	1397.	0.9	0.0	44.0		

```
 29. 29_NB_67th_Ave_S2   * 613001.0  970612.9  613003.3  971063.0 *     450.     0. BR   1639.   0.9   0.0 56.0
 30. 30_NB_67th_Ave_S3   * 613003.3  971063.0  613002.5  971831.7 *     769.   360. AG   2169.   1.0   0.0 44.0
 31. 31_NB_67th_Ave_left * 612986.5  970989.7  612914.2  971034.2 *      85.   302. AG    524.   0.6   0.0 32.0
 32. 32_EB_67th_offramp_Q* 612912.2  970616.4  612608.6  970602.7 *     304.   267. AG      8. 100.0   0.0 48.0 0.70  15.4
 33. 33_WB_67th_offramp_Q* 613039.7  971055.1  613519.4  971068.1 *     480.    88. AG      6. 100.0   0.0 48.0 0.76  24.4
 34. 34_SB_67th_Ave_Queue* 612953.9  971091.0  612955.8  971584.9 *     494.     0. AG      9. 100.0   0.0 60.0 0.87  25.1
 35. 35T_SB_67th_Ave_brid* 612947.5  970679.9  612951.9  970896.6 *     217.     1. BR      1. 100.0   0.0 24.0 0.44  11.0
 36. 35L_SB_67th_Ave_brid* 612969.6  970695.5  612969.3  971016.9 *     321.   360. BR      2. 100.0   0.0 24.0 0.49  16.3
 37. 36T_NB_67th_Ave_brid* 613005.2  970980.6  613003.6  970629.7 *     351.   180. BR      2. 100.0   0.0 24.0 0.50  17.8
 38. 36L_NB_67th_Ave_brid* 612988.4  970962.5  612989.1  970357.9 *     605.   180. BR      2. 100.0   0.0 12.0 0.89  30.7
 39. 37_NB_67th_Ave_Queue* 613003.5  970578.4  613001.6  969686.2 *     892.   180. AG      8. 100.0   0.0 48.0 1.13  45.3
                                                                                                          PAGE  2
 JOB: SR101L&67thAveTI (2040 Build)                        RUN: 2040 Build 67th Ave TI PM

 DATE :  8/27/21
 TIME :  9:57:17

  ADDITIONAL QUEUE LINK PARAMETERS
  --------------------------------
    LINK DESCRIPTION     *    CYCLE    RED     CLEARANCE  APPROACH  SATURATION   IDLE   SIGNAL   ARRIVAL
                         *    LENGTH   TIME    LOST TIME    VOL     FLOW RATE   EM FAC   TYPE     RATE
                         *     (SEC)   (SEC)    (SEC)      (VPH)      (VPH)    (gm/hr)
 ------------------------*-------------------------------- --------- ------------------- -----------------
 32. 32_EB_67th_offramp_Q*     292      225       5.0       991       1714       0.92      2        3
 33. 33_WB_67th_offramp_Q*     326      212       5.0      1659       1653       0.92      2        3
 34. 34_SB_67th_Ave_Queue*     326      231       5.0      1958       1676       0.92      2        3
 35. 35T_SB_67th_Ave_brid*     292       68       5.0      1167       1780       0.92      2        3
 36. 35L_SB_67th_Ave_brid*     292      130       5.0       905       1730       0.92      2        3
 37. 36T_NB_67th_Ave_brid*     326      115       5.0      1116       1780       0.92      2        3
 38. 36L_NB_67th_Ave_brid*     326      211       5.0       524       1781       0.92      2        3
 39. 37_NB_67th_Ave_Queue*     292      231       5.0      1397       1670       0.92      2        3

  RECEPTOR LOCATIONS
  ------------------
                         *          COORDINATES (FT)          *
    RECEPTOR             *      X          Y          Z       *
-------------------------*-------------------------------------*
 1. R50                  *    612918.8   969988.0        5.9   *
 2. R51                  *    612920.1   970070.0        5.9   *
 3. R52                  *    612921.4   970152.0        5.9   *
 4. R53                  *    612925.2   970233.9        5.9   *
 5. R54                  *    612925.2   970317.3        5.9   *
 6. R55                  *    612925.2   970399.3        5.9   *
 7. R56                  *    612925.2   970481.4        5.9   *
 8. R57                  *    612925.2   970563.3        5.9   *
 9. R58                  *    612917.9   970660.5        5.9   *
10. R59                  *    612843.2   970564.3        5.9   *
```

11. R60	*	612761.2	970563.6	5.9 *
12. R61	*	612679.2	970563.0	5.9 *
13. R62	*	612597.2	970562.3	5.9 *
14. R63	*	612515.2	970561.5	5.9 *
15. R64	*	612433.2	970560.9	5.9 *
16. R65	*	612351.2	970560.2	5.9 *
17. R66	*	612269.3	970559.5	5.9 *
18. R67	*	612187.2	970558.9	5.9 *
19. R68	*	612105.3	970558.2	5.9 *
20. R69	*	612023.3	970557.5	5.9 *
21. R70	*	611941.4	970551.8	5.9 *
22. R71	*	611859.5	970551.0	5.9 *
23. R72	*	611777.5	970550.3	5.9 *
24. R73	*	611695.4	970549.5	5.9 *
25. R74	*	612922.6	971822.9	5.9 *
26. R75	*	612921.4	971741.0	5.9 *
27. R76	*	612920.1	971659.0	5.9 *
28. R77	*	612917.4	971577.1	5.9 *
29. R78	*	612918.5	971495.0	5.9 *
30. R79	*	612917.3	971413.0	5.9 *
31. R80	*	612913.6	971331.2	5.9 *
32. R81	*	612901.4	971250.6	5.9 *
33. R82	*	612900.1	971168.6	5.9 *
34. R83	*	612898.8	971086.7	5.9 *
35. R84	*	612837.2	971301.6	5.9 *
36. R85	*	612760.6	971272.2	5.9 *
37. R86	*	612762.4	971190.2	5.9 *

JOB: SR101L&67thAveTI (2040 Build) RUN: 2040 Build 67th Ave TI PM

DATE : 8/27/21
TIME : 9:57:17

RECEPTOR LOCATIONS

RECEPTOR	*	COORDINATES (FT) X	Y	Z *
38. R87	*	612680.5	971173.9	5.9 *
39. R88	*	612599.0	971165.2	5.9 *
40. R89	*	612517.4	971156.6	5.9 *
41. R90	*	612435.9	971148.0	5.9 *
42. R91	*	612354.2	971140.9	5.9 *
43. R92	*	612272.8	971130.8	5.9 *
44. R93	*	612191.2	971122.1	5.9 *
45. R94	*	612109.7	971113.4	5.9 *

```
    46. R95                  *    612028.2   971104.8        5.9   *
    47. R96                  *    611946.6   971096.2        5.9   *
    48. R97                  *    611865.2   971087.5        5.9   *
    49. R98                  *    611783.6   971078.9        5.9   *
    50. R99                  *    611700.6   971071.6        5.9   *
                                                                                                                                PAGE  4
     JOB: SR101L&67thAveTI (2040 Build)                        RUN: 2040 Build 67th Ave TI PM

      MODEL RESULTS
      -------------

      REMARKS : In search of the angle corresponding to
                the maximum concentration, only the first
                angle, of the angles with same maximum
                concentrations, is indicated as maximum.

WIND ANGLE RANGE:   0.-360.

WIND  * CONCENTRATION
ANGLE *      (PPM)
(DEGR)* REC1  REC2  REC3  REC4  REC5  REC6  REC7  REC8  REC9  REC10 REC11 REC12 REC13 REC14 REC15 REC16 REC17 REC18 REC19 REC20
------*-------------------------------------------------------------------------------------------------------------------------
  0.  *   0.0   0.0   0.0   0.0   0.0   0.0   0.0   0.1   0.1   0.0   0.0   0.0   0.0   0.0   0.0   0.0   0.0   0.0   0.0   0.0
 10.  *   0.0   0.0   0.0   0.0   0.0   0.0   0.0   0.1   0.1   0.0   0.0   0.0   0.0   0.0   0.0   0.0   0.0   0.0   0.0   0.0
 20.  *   0.0   0.0   0.0   0.0   0.0   0.0   0.0   0.1   0.1   0.0   0.0   0.0   0.0   0.0   0.0   0.0   0.0   0.0   0.0   0.0
 30.  *   0.0   0.0   0.0   0.0   0.0   0.0   0.0   0.0   0.1   0.0   0.0   0.0   0.0   0.0   0.0   0.0   0.0   0.0   0.0   0.0
 40.  *   0.0   0.0   0.0   0.0   0.0   0.0   0.0   0.0   0.1   0.0   0.0   0.0   0.0   0.0   0.0   0.0   0.0   0.0   0.0   0.0
 50.  *   0.0   0.0   0.0   0.0   0.0   0.0   0.0   0.0   0.1   0.0   0.0   0.0   0.0   0.0   0.0   0.0   0.0   0.0   0.0   0.0
 60.  *   0.0   0.0   0.0   0.0   0.0   0.0   0.0   0.0   0.1   0.0   0.0   0.0   0.0   0.0   0.0   0.0   0.0   0.0   0.0   0.0
 70.  *   0.0   0.0   0.0   0.0   0.0   0.0   0.0   0.0   0.1   0.0   0.0   0.0   0.0   0.0   0.0   0.0   0.0   0.0   0.0   0.0
 80.  *   0.0   0.0   0.0   0.0   0.0   0.0   0.0   0.0   0.1   0.0   0.0   0.0   0.0   0.0   0.0   0.0   0.0   0.0   0.0   0.0
 90.  *   0.0   0.0   0.0   0.0   0.0   0.0   0.0   0.0   0.1   0.0   0.0   0.0   0.0   0.0   0.0   0.0   0.0   0.0   0.0   0.0
100.  *   0.0   0.0   0.0   0.0   0.0   0.0   0.0   0.0   0.1   0.0   0.0   0.0   0.0   0.0   0.0   0.0   0.0   0.0   0.0   0.0
110.  *   0.0   0.0   0.0   0.0   0.0   0.0   0.0   0.0   0.1   0.0   0.0   0.0   0.0   0.0   0.0   0.0   0.0   0.0   0.0   0.0
120.  *   0.0   0.0   0.0   0.0   0.0   0.0   0.0   0.0   0.1   0.0   0.0   0.0   0.0   0.0   0.0   0.0   0.0   0.0   0.0   0.0
130.  *   0.0   0.0   0.0   0.0   0.0   0.0   0.0   0.0   0.1   0.0   0.0   0.0   0.0   0.0   0.0   0.0   0.0   0.0   0.0   0.0
140.  *   0.0   0.0   0.0   0.0   0.0   0.0   0.0   0.0   0.1   0.0   0.0   0.0   0.0   0.0   0.0   0.0   0.0   0.0   0.0   0.0
150.  *   0.0   0.0   0.0   0.0   0.0   0.0   0.0   0.0   0.0   0.0   0.0   0.0   0.0   0.0   0.0   0.0   0.0   0.0   0.0   0.0
160.  *   0.0   0.0   0.0   0.0   0.0   0.0   0.0   0.0   0.0   0.0   0.0   0.0   0.0   0.0   0.0   0.0   0.0   0.0   0.0   0.0
170.  *   0.0   0.0   0.0   0.0   0.0   0.0   0.0   0.0   0.0   0.0   0.0   0.0   0.0   0.0   0.0   0.0   0.0   0.0   0.0   0.0
180.  *   0.0   0.0   0.0   0.0   0.0   0.0   0.0   0.0   0.0   0.0   0.0   0.0   0.0   0.0   0.0   0.0   0.0   0.0   0.0   0.0
190.  *   0.0   0.0   0.0   0.0   0.0   0.0   0.0   0.0   0.0   0.0   0.0   0.0   0.0   0.0   0.0   0.0   0.0   0.0   0.0   0.0
200.  *   0.0   0.0   0.0   0.0   0.0   0.0   0.0   0.0   0.0   0.0   0.0   0.0   0.0   0.0   0.0   0.0   0.0   0.0   0.0   0.0
210.  *   0.0   0.0   0.0   0.0   0.0   0.0   0.0   0.0   0.0   0.0   0.0   0.0   0.0   0.0   0.0   0.0   0.0   0.0   0.0   0.0
220.  *   0.0   0.0   0.0   0.0   0.0   0.0   0.0   0.0   0.0   0.0   0.0   0.0   0.0   0.0   0.0   0.0   0.0   0.0   0.0   0.0
230.  *   0.0   0.0   0.0   0.0   0.0   0.0   0.0   0.0   0.0   0.0   0.0   0.0   0.0   0.0   0.0   0.0   0.0   0.0   0.0   0.0
240.  *   0.0   0.0   0.0   0.0   0.0   0.0   0.0   0.0   0.0   0.0   0.0   0.0   0.0   0.0   0.0   0.0   0.0   0.0   0.0   0.0
```

250.	*	0.0	0.0	0.0	0.0	0.0	0.0	0.0	0.0	0.0	0.0	0.0	0.0	0.0	0.0	0.0	0.0	0.0	0.0	0.0	0.0
260.	*	0.0	0.0	0.0	0.0	0.0	0.0	0.0	0.0	0.0	0.0	0.0	0.0	0.0	0.0	0.0	0.0	0.0	0.0	0.0	0.0
270.	*	0.0	0.0	0.0	0.0	0.0	0.0	0.0	0.0	0.0	0.0	0.0	0.0	0.0	0.0	0.0	0.0	0.0	0.0	0.0	0.0
280.	*	0.0	0.0	0.0	0.0	0.0	0.0	0.0	0.0	0.0	0.0	0.0	0.0	0.0	0.0	0.0	0.0	0.0	0.0	0.0	0.0
290.	*	0.0	0.0	0.0	0.0	0.0	0.0	0.0	0.0	0.0	0.0	0.0	0.0	0.0	0.0	0.0	0.0	0.0	0.0	0.0	0.0
300.	*	0.0	0.0	0.0	0.0	0.0	0.0	0.0	0.0	0.0	0.0	0.0	0.0	0.0	0.0	0.0	0.0	0.0	0.0	0.0	0.0
310.	*	0.0	0.0	0.0	0.0	0.0	0.0	0.0	0.0	0.0	0.0	0.0	0.0	0.0	0.0	0.0	0.0	0.0	0.0	0.0	0.0
320.	*	0.0	0.0	0.0	0.0	0.0	0.0	0.0	0.0	0.0	0.0	0.0	0.0	0.0	0.0	0.0	0.0	0.0	0.0	0.0	0.0
330.	*	0.0	0.0	0.0	0.0	0.0	0.0	0.0	0.0	0.0	0.0	0.0	0.0	0.0	0.0	0.0	0.0	0.0	0.0	0.0	0.0
340.	*	0.0	0.0	0.0	0.0	0.0	0.0	0.0	0.0	0.0	0.0	0.0	0.0	0.0	0.0	0.0	0.0	0.0	0.0	0.0	0.0
350.	*	0.0	0.0	0.0	0.0	0.0	0.0	0.0	0.0	0.0	0.0	0.0	0.0	0.0	0.0	0.0	0.0	0.0	0.0	0.0	0.0
360.	*	0.0	0.0	0.0	0.0	0.0	0.0	0.0	0.1	0.1	0.0	0.0	0.0	0.0	0.0	0.0	0.0	0.0	0.0	0.0	0.0
MAX	*	0.0	0.0	0.0	0.0	0.0	0.0	0.0	0.1	0.1	0.0	0.0	0.0	0.0	0.0	0.0	0.0	0.0	0.0	0.0	0.0
DEGR.	*	0	0	0	0	0	0	0	0	0	0	0	0	0	0	0	0	0	0	0	0

JOB: SR101L&67thAveTI (2040 Build) RUN: 2040 Build 67th Ave TI PM

MODEL RESULTS

REMARKS : In search of the angle corresponding to the maximum concentration, only the first angle, of the angles with same maximum concentrations, is indicated as maximum.

WIND ANGLE RANGE: 0.-360.

WIND ANGLE (DEGR)	*	CONCENTRATION (PPM) REC21	REC22	REC23	REC24	REC25	REC26	REC27	REC28	REC29	REC30	REC31	REC32	REC33	REC34	REC35	REC36	REC37	REC38	REC39	REC40
0.	*	0.0	0.0	0.0	0.0	0.0	0.0	0.0	0.0	0.0	0.0	0.0	0.0	0.0	0.0	0.0	0.0	0.0	0.0	0.0	0.0
10.	*	0.0	0.0	0.0	0.0	0.0	0.0	0.0	0.1	0.1	0.1	0.1	0.0	0.0	0.0	0.0	0.0	0.0	0.0	0.0	0.0
20.	*	0.0	0.0	0.0	0.0	0.0	0.0	0.1	0.1	0.1	0.1	0.1	0.1	0.1	0.1	0.0	0.0	0.0	0.0	0.0	0.0
30.	*	0.0	0.0	0.0	0.0	0.0	0.1	0.1	0.1	0.1	0.1	0.1	0.1	0.0	0.0	0.0	0.0	0.0	0.0	0.0	0.0
40.	*	0.0	0.0	0.0	0.0	0.0	0.1	0.1	0.1	0.1	0.1	0.1	0.0	0.0	0.0	0.0	0.0	0.0	0.0	0.0	0.0
50.	*	0.0	0.0	0.0	0.0	0.0	0.1	0.1	0.1	0.1	0.1	0.1	0.0	0.0	0.0	0.0	0.0	0.0	0.0	0.0	0.0
60.	*	0.0	0.0	0.0	0.0	0.0	0.1	0.1	0.1	0.1	0.1	0.0	0.0	0.0	0.0	0.0	0.0	0.0	0.0	0.0	0.0
70.	*	0.0	0.0	0.0	0.0	0.0	0.0	0.0	0.0	0.0	0.0	0.0	0.0	0.0	0.0	0.0	0.0	0.0	0.0	0.0	0.0
80.	*	0.0	0.0	0.0	0.0	0.0	0.1	0.0	0.0	0.0	0.0	0.0	0.0	0.0	0.0	0.0	0.0	0.0	0.0	0.0	0.0
90.	*	0.0	0.0	0.0	0.0	0.0	0.1	0.1	0.0	0.0	0.0	0.0	0.0	0.0	0.0	0.0	0.0	0.0	0.0	0.0	0.0
100.	*	0.0	0.0	0.0	0.0	0.0	0.1	0.0	0.0	0.0	0.0	0.0	0.0	0.0	0.0	0.0	0.0	0.0	0.0	0.0	0.0
110.	*	0.0	0.0	0.0	0.0	0.0	0.0	0.0	0.0	0.0	0.0	0.0	0.0	0.0	0.0	0.0	0.0	0.0	0.0	0.0	0.0
120.	*	0.0	0.0	0.0	0.0	0.1	0.1	0.1	0.1	0.1	0.1	0.0	0.0	0.0	0.0	0.0	0.0	0.0	0.0	0.0	0.0
130.	*	0.0	0.0	0.0	0.0	0.1	0.1	0.1	0.1	0.1	0.1	0.1	0.0	0.0	0.0	0.0	0.0	0.0	0.0	0.0	0.0

140.	*	0.0	0.0	0.0	0.0	0.1	0.1	0.1	0.1	0.1	0.1	0.1	0.0	0.0	0.0	0.0	0.0	0.0	0.0	0.0	0.0
150.	*	0.0	0.0	0.0	0.0	0.1	0.1	0.1	0.1	0.1	0.1	0.1	0.0	0.0	0.1	0.0	0.0	0.0	0.0	0.0	0.0
160.	*	0.0	0.0	0.0	0.0	0.1	0.1	0.1	0.1	0.1	0.1	0.1	0.0	0.0	0.1	0.0	0.0	0.0	0.0	0.0	0.0
170.	*	0.0	0.0	0.0	0.0	0.1	0.1	0.1	0.1	0.1	0.1	0.0	0.0	0.0	0.0	0.0	0.0	0.0	0.0	0.0	0.0
180.	*	0.0	0.0	0.0	0.0	0.1	0.1	0.0	0.0	0.0	0.0	0.0	0.0	0.0	0.0	0.0	0.0	0.0	0.0	0.0	0.0
190.	*	0.0	0.0	0.0	0.0	0.0	0.0	0.0	0.0	0.0	0.0	0.0	0.0	0.0	0.0	0.0	0.0	0.0	0.0	0.0	0.0
200.	*	0.0	0.0	0.0	0.0	0.0	0.0	0.0	0.0	0.0	0.0	0.0	0.0	0.0	0.0	0.0	0.0	0.0	0.0	0.0	0.0
210.	*	0.0	0.0	0.0	0.0	0.0	0.0	0.0	0.0	0.0	0.0	0.0	0.0	0.0	0.0	0.0	0.0	0.0	0.0	0.0	0.0
220.	*	0.0	0.0	0.0	0.0	0.0	0.0	0.0	0.0	0.0	0.0	0.0	0.0	0.0	0.0	0.0	0.0	0.0	0.0	0.0	0.0
230.	*	0.0	0.0	0.0	0.0	0.0	0.0	0.0	0.0	0.0	0.0	0.0	0.0	0.0	0.0	0.0	0.0	0.0	0.0	0.0	0.0
240.	*	0.0	0.0	0.0	0.0	0.0	0.0	0.0	0.0	0.0	0.0	0.0	0.0	0.0	0.0	0.0	0.0	0.0	0.0	0.0	0.0
250.	*	0.0	0.0	0.0	0.0	0.0	0.0	0.0	0.0	0.0	0.0	0.0	0.0	0.0	0.0	0.0	0.0	0.0	0.0	0.0	0.0
260.	*	0.0	0.0	0.0	0.0	0.0	0.0	0.0	0.0	0.0	0.0	0.0	0.0	0.0	0.0	0.0	0.0	0.0	0.0	0.0	0.0
270.	*	0.0	0.0	0.0	0.0	0.0	0.0	0.0	0.0	0.0	0.0	0.0	0.0	0.0	0.0	0.0	0.0	0.0	0.0	0.0	0.0
280.	*	0.0	0.0	0.0	0.0	0.0	0.0	0.0	0.0	0.0	0.0	0.0	0.0	0.0	0.0	0.0	0.0	0.0	0.0	0.0	0.0
290.	*	0.0	0.0	0.0	0.0	0.0	0.0	0.0	0.0	0.0	0.0	0.0	0.0	0.0	0.0	0.0	0.0	0.0	0.0	0.0	0.0
300.	*	0.0	0.0	0.0	0.0	0.0	0.0	0.0	0.0	0.0	0.0	0.0	0.0	0.0	0.0	0.0	0.0	0.0	0.0	0.0	0.0
310.	*	0.0	0.0	0.0	0.0	0.0	0.0	0.0	0.0	0.0	0.0	0.0	0.0	0.0	0.0	0.0	0.0	0.0	0.0	0.0	0.0
320.	*	0.0	0.0	0.0	0.0	0.0	0.0	0.0	0.0	0.0	0.0	0.0	0.0	0.0	0.0	0.0	0.0	0.0	0.0	0.0	0.0
330.	*	0.0	0.0	0.0	0.0	0.0	0.0	0.0	0.0	0.0	0.0	0.0	0.0	0.0	0.0	0.0	0.0	0.0	0.0	0.0	0.0
340.	*	0.0	0.0	0.0	0.0	0.0	0.0	0.0	0.0	0.0	0.0	0.0	0.0	0.0	0.0	0.0	0.0	0.0	0.0	0.0	0.0
350.	*	0.0	0.0	0.0	0.0	0.0	0.0	0.0	0.0	0.0	0.0	0.0	0.0	0.0	0.0	0.0	0.0	0.0	0.0	0.0	0.0
360.	*	0.0	0.0	0.0	0.0	0.0	0.0	0.0	0.0	0.0	0.0	0.0	0.0	0.0	0.0	0.0	0.0	0.0	0.0	0.0	0.0
MAX	*	0.0	0.0	0.0	0.0	0.1	0.1	0.1	0.1	0.1	0.1	0.1	0.1	0.1	0.1	0.0	0.0	0.0	0.0	0.0	0.0
DEGR.	*	0	0	0	0	120	30	20	10	10	10	10	20	20	20	0	0	0	0	0	0

JOB: SR101L&67thAveTI (2040 Build) RUN: 2040 Build 67th Ave TI PM

MODEL RESULTS

REMARKS : In search of the angle corresponding to the maximum concentration, only the first angle, of the angles with same maximum concentrations, is indicated as maximum.

WIND ANGLE RANGE: 0.-360.

WIND ANGLE (DEGR)	*	CONCENTRATION (PPM) REC41	REC42	REC43	REC44	REC45	REC46	REC47	REC48	REC49	REC50
0.	*	0.0	0.0	0.0	0.0	0.0	0.0	0.0	0.0	0.0	0.0
10.	*	0.0	0.0	0.0	0.0	0.0	0.0	0.0	0.0	0.0	0.0
20.	*	0.0	0.0	0.0	0.0	0.0	0.0	0.0	0.0	0.0	0.0

30.	*	0.0	0.0	0.0	0.0	0.0	0.0	0.0	0.0	0.0	0.0
40.	*	0.0	0.0	0.0	0.0	0.0	0.0	0.0	0.0	0.0	0.0
50.	*	0.0	0.0	0.0	0.0	0.0	0.0	0.0	0.0	0.0	0.0
60.	*	0.0	0.0	0.0	0.0	0.0	0.0	0.0	0.0	0.0	0.0
70.	*	0.0	0.0	0.0	0.0	0.0	0.0	0.0	0.0	0.0	0.0
80.	*	0.0	0.0	0.0	0.0	0.0	0.0	0.0	0.0	0.0	0.0
90.	*	0.0	0.0	0.0	0.0	0.0	0.0	0.0	0.0	0.0	0.0
100.	*	0.0	0.0	0.0	0.0	0.0	0.0	0.0	0.0	0.0	0.0
110.	*	0.0	0.0	0.0	0.0	0.0	0.0	0.0	0.0	0.0	0.0
120.	*	0.0	0.0	0.0	0.0	0.0	0.0	0.0	0.0	0.0	0.0
130.	*	0.0	0.0	0.0	0.0	0.0	0.0	0.0	0.0	0.0	0.0
140.	*	0.0	0.0	0.0	0.0	0.0	0.0	0.0	0.0	0.0	0.0
150.	*	0.0	0.0	0.0	0.0	0.0	0.0	0.0	0.0	0.0	0.0
160.	*	0.0	0.0	0.0	0.0	0.0	0.0	0.0	0.0	0.0	0.0
170.	*	0.0	0.0	0.0	0.0	0.0	0.0	0.0	0.0	0.0	0.0
180.	*	0.0	0.0	0.0	0.0	0.0	0.0	0.0	0.0	0.0	0.0
190.	*	0.0	0.0	0.0	0.0	0.0	0.0	0.0	0.0	0.0	0.0
200.	*	0.0	0.0	0.0	0.0	0.0	0.0	0.0	0.0	0.0	0.0
210.	*	0.0	0.0	0.0	0.0	0.0	0.0	0.0	0.0	0.0	0.0
220.	*	0.0	0.0	0.0	0.0	0.0	0.0	0.0	0.0	0.0	0.0
230.	*	0.0	0.0	0.0	0.0	0.0	0.0	0.0	0.0	0.0	0.0
240.	*	0.0	0.0	0.0	0.0	0.0	0.0	0.0	0.0	0.0	0.0
250.	*	0.0	0.0	0.0	0.0	0.0	0.0	0.0	0.0	0.0	0.0
260.	*	0.0	0.0	0.0	0.0	0.0	0.0	0.0	0.0	0.0	0.0
270.	*	0.0	0.0	0.0	0.0	0.0	0.0	0.0	0.0	0.0	0.0
280.	*	0.0	0.0	0.0	0.0	0.0	0.0	0.0	0.0	0.0	0.0
290.	*	0.0	0.0	0.0	0.0	0.0	0.0	0.0	0.0	0.0	0.0
300.	*	0.0	0.0	0.0	0.0	0.0	0.0	0.0	0.0	0.0	0.0
310.	*	0.0	0.0	0.0	0.0	0.0	0.0	0.0	0.0	0.0	0.0
320.	*	0.0	0.0	0.0	0.0	0.0	0.0	0.0	0.0	0.0	0.0
330.	*	0.0	0.0	0.0	0.0	0.0	0.0	0.0	0.0	0.0	0.0
340.	*	0.0	0.0	0.0	0.0	0.0	0.0	0.0	0.0	0.0	0.0
350.	*	0.0	0.0	0.0	0.0	0.0	0.0	0.0	0.0	0.0	0.0
360.	*	0.0	0.0	0.0	0.0	0.0	0.0	0.0	0.0	0.0	0.0
------	*	----------	----------	----------	----------	----------	----------	----------	----------	----------	----------
MAX	*	0.0	0.0	0.0	0.0	0.0	0.0	0.0	0.0	0.0	0.0
DEGR.	*	0	0	0	0	0	0	0	0	0	0

THE HIGHEST CONCENTRATION OF 0.10 PPM OCCURRED AT RECEPTOR REC8 .

PAGE 7

JOB: SR101L&67thAveTI (2040 Build) RUN: 2040 Build 67th Ave TI PM

DATE : 8/27/21
TIME : 9:57:17

RECEPTOR - LINK MATRIX FOR THE ANGLE PRODUCING

THE MAXIMUM CONCENTRATION FOR EACH RECEPTOR

LINK #	* CO/LINK (PPM) ANGLE (DEGREES)	REC1 0 0	REC2 0	REC3 0	REC4 0	REC5 0	REC6 0	REC7 0	REC8 0	REC9 0	REC10 0	REC11 0	REC12 0	REC13 0	REC14 0	REC15 0	REC16 0	REC17 0	REC18 0	REC19 0	REC20
1	*	0.0	0.0	0.0	0.0	0.0	0.0	0.0	0.0	0.0	0.0	0.0	0.0	0.0	0.0	0.0	0.0	0.0	0.0	0.0	0.0
2	*	0.0	0.0	0.0	0.0	0.0	0.0	0.0	0.0	0.0	0.0	0.0	0.0	0.0	0.0	0.0	0.0	0.0	0.0	0.0	0.0
3	*	0.0	0.0	0.0	0.0	0.0	0.0	0.0	0.0	0.0	0.0	0.0	0.0	0.0	0.0	0.0	0.0	0.0	0.0	0.0	0.0
4	*	0.0	0.0	0.0	0.0	0.0	0.0	0.0	0.0	0.0	0.0	0.0	0.0	0.0	0.0	0.0	0.0	0.0	0.0	0.0	0.0
5	*	0.0	0.0	0.0	0.0	0.0	0.0	0.0	0.0	0.0	0.0	0.0	0.0	0.0	0.0	0.0	0.0	0.0	0.0	0.0	0.0
6	*	0.0	0.0	0.0	0.0	0.0	0.0	0.0	0.0	0.0	0.0	0.0	0.0	0.0	0.0	0.0	0.0	0.0	0.0	0.0	0.0
7	*	0.0	0.0	0.0	0.0	0.0	0.0	0.0	0.0	0.0	0.0	0.0	0.0	0.0	0.0	0.0	0.0	0.0	0.0	0.0	0.0
8	*	0.0	0.0	0.0	0.0	0.0	0.0	0.0	0.0	0.0	0.0	0.0	0.0	0.0	0.0	0.0	0.0	0.0	0.0	0.0	0.0
9	*	0.0	0.0	0.0	0.0	0.0	0.0	0.0	0.0	0.0	0.0	0.0	0.0	0.0	0.0	0.0	0.0	0.0	0.0	0.0	0.0
10	*	0.0	0.0	0.0	0.0	0.0	0.0	0.0	0.0	0.0	0.0	0.0	0.0	0.0	0.0	0.0	0.0	0.0	0.0	0.0	0.0
11	*	0.0	0.0	0.0	0.0	0.0	0.0	0.0	0.0	0.0	0.0	0.0	0.0	0.0	0.0	0.0	0.0	0.0	0.0	0.0	0.0
12	*	0.0	0.0	0.0	0.0	0.0	0.0	0.0	0.0	0.0	0.0	0.0	0.0	0.0	0.0	0.0	0.0	0.0	0.0	0.0	0.0
13	*	0.0	0.0	0.0	0.0	0.0	0.0	0.0	0.0	0.0	0.0	0.0	0.0	0.0	0.0	0.0	0.0	0.0	0.0	0.0	0.0
14	*	0.0	0.0	0.0	0.0	0.0	0.0	0.0	0.0	0.0	0.0	0.0	0.0	0.0	0.0	0.0	0.0	0.0	0.0	0.0	0.0
15	*	0.0	0.0	0.0	0.0	0.0	0.0	0.0	0.0	0.0	0.0	0.0	0.0	0.0	0.0	0.0	0.0	0.0	0.0	0.0	0.0
16	*	0.0	0.0	0.0	0.0	0.0	0.0	0.0	0.0	0.0	0.0	0.0	0.0	0.0	0.0	0.0	0.0	0.0	0.0	0.0	0.0
17	*	0.0	0.0	0.0	0.0	0.0	0.0	0.0	0.0	0.0	0.0	0.0	0.0	0.0	0.0	0.0	0.0	0.0	0.0	0.0	0.0
18	*	0.0	0.0	0.0	0.0	0.0	0.0	0.0	0.0	0.0	0.0	0.0	0.0	0.0	0.0	0.0	0.0	0.0	0.0	0.0	0.0
19	*	0.0	0.0	0.0	0.0	0.0	0.0	0.0	0.0	0.0	0.0	0.0	0.0	0.0	0.0	0.0	0.0	0.0	0.0	0.0	0.0
20	*	0.0	0.0	0.0	0.0	0.0	0.0	0.0	0.0	0.0	0.0	0.0	0.0	0.0	0.0	0.0	0.0	0.0	0.0	0.0	0.0
21	*	0.0	0.0	0.0	0.0	0.0	0.0	0.0	0.0	0.0	0.0	0.0	0.0	0.0	0.0	0.0	0.0	0.0	0.0	0.0	0.0
22	*	0.0	0.0	0.0	0.0	0.0	0.0	0.0	0.0	0.0	0.0	0.0	0.0	0.0	0.0	0.0	0.0	0.0	0.0	0.0	0.0
23	*	0.0	0.0	0.0	0.0	0.0	0.0	0.0	0.0	0.0	0.0	0.0	0.0	0.0	0.0	0.0	0.0	0.0	0.0	0.0	0.0
24	*	0.0	0.0	0.0	0.0	0.0	0.0	0.0	0.0	0.0	0.0	0.0	0.0	0.0	0.0	0.0	0.0	0.0	0.0	0.0	0.0
25	*	0.0	0.0	0.0	0.0	0.0	0.0	0.0	0.1	0.1	0.0	0.0	0.0	0.0	0.0	0.0	0.0	0.0	0.0	0.0	0.0
26	*	0.0	0.0	0.0	0.0	0.0	0.0	0.0	0.0	0.0	0.0	0.0	0.0	0.0	0.0	0.0	0.0	0.0	0.0	0.0	0.0
27	*	0.0	0.0	0.0	0.0	0.0	0.0	0.0	0.0	0.0	0.0	0.0	0.0	0.0	0.0	0.0	0.0	0.0	0.0	0.0	0.0
28	*	0.0	0.0	0.0	0.0	0.0	0.0	0.0	0.0	0.0	0.0	0.0	0.0	0.0	0.0	0.0	0.0	0.0	0.0	0.0	0.0
29	*	0.0	0.0	0.0	0.0	0.0	0.0	0.0	0.0	0.0	0.0	0.0	0.0	0.0	0.0	0.0	0.0	0.0	0.0	0.0	0.0
30	*	0.0	0.0	0.0	0.0	0.0	0.0	0.0	0.0	0.0	0.0	0.0	0.0	0.0	0.0	0.0	0.0	0.0	0.0	0.0	0.0
31	*	0.0	0.0	0.0	0.0	0.0	0.0	0.0	0.0	0.0	0.0	0.0	0.0	0.0	0.0	0.0	0.0	0.0	0.0	0.0	0.0
32	*	0.0	0.0	0.0	0.0	0.0	0.0	0.0	0.0	0.0	0.0	0.0	0.0	0.0	0.0	0.0	0.0	0.0	0.0	0.0	0.0
33	*	0.0	0.0	0.0	0.0	0.0	0.0	0.0	0.0	0.0	0.0	0.0	0.0	0.0	0.0	0.0	0.0	0.0	0.0	0.0	0.0
34	*	0.0	0.0	0.0	0.0	0.0	0.0	0.0	0.0	0.0	0.0	0.0	0.0	0.0	0.0	0.0	0.0	0.0	0.0	0.0	0.0
35	*	0.0	0.0	0.0	0.0	0.0	0.0	0.0	0.0	0.0	0.0	0.0	0.0	0.0	0.0	0.0	0.0	0.0	0.0	0.0	0.0
36	*	0.0	0.0	0.0	0.0	0.0	0.0	0.0	0.0	0.0	0.0	0.0	0.0	0.0	0.0	0.0	0.0	0.0	0.0	0.0	0.0
37	*	0.0	0.0	0.0	0.0	0.0	0.0	0.0	0.0	0.0	0.0	0.0	0.0	0.0	0.0	0.0	0.0	0.0	0.0	0.0	0.0
38	*	0.0	0.0	0.0	0.0	0.0	0.0	0.0	0.0	0.0	0.0	0.0	0.0	0.0	0.0	0.0	0.0	0.0	0.0	0.0	0.0
39	*	0.0	0.0	0.0	0.0	0.0	0.0	0.0	0.0	0.0	0.0	0.0	0.0	0.0	0.0	0.0	0.0	0.0	0.0	0.0	0.0

JOB: SR101L&67thAveTI (2040 Build) RUN: 2040 Build 67th Ave TI PM

DATE : 8/27/21
TIME : 9:57:17

RECEPTOR - LINK MATRIX FOR THE ANGLE PRODUCING
THE MAXIMUM CONCENTRATION FOR EACH RECEPTOR

CO/LINK (PPM)
ANGLE (DEGREES)

LINK #	REC21 0 0	REC22 0	REC23 0	REC24 120	REC25 30	REC26 20	REC27 10	REC28 10	REC29 10	REC30 10	REC31 20	REC32 20	REC33 20	REC34 0	REC35 0	REC36 0	REC37 0	REC38 0	REC39 0	REC40
1	0.0	0.0	0.0	0.0	0.0	0.0	0.0	0.0	0.0	0.0	0.0	0.0	0.0	0.0	0.0	0.0	0.0	0.0	0.0	0.0
2	0.0	0.0	0.0	0.0	0.0	0.0	0.0	0.0	0.0	0.0	0.0	0.0	0.0	0.0	0.0	0.0	0.0	0.0	0.0	0.0
3	0.0	0.0	0.0	0.0	0.0	0.0	0.0	0.0	0.0	0.0	0.0	0.0	0.0	0.0	0.0	0.0	0.0	0.0	0.0	0.0
4	0.0	0.0	0.0	0.0	0.0	0.0	0.0	0.0	0.0	0.0	0.0	0.0	0.0	0.0	0.0	0.0	0.0	0.0	0.0	0.0
5	0.0	0.0	0.0	0.0	0.0	0.0	0.0	0.0	0.0	0.0	0.0	0.0	0.0	0.0	0.0	0.0	0.0	0.0	0.0	0.0
6	0.0	0.0	0.0	0.0	0.0	0.0	0.0	0.0	0.0	0.0	0.0	0.0	0.0	0.0	0.0	0.0	0.0	0.0	0.0	0.0
7	0.0	0.0	0.0	0.0	0.0	0.0	0.0	0.0	0.0	0.0	0.0	0.0	0.0	0.0	0.0	0.0	0.0	0.0	0.0	0.0
8	0.0	0.0	0.0	0.0	0.0	0.0	0.0	0.0	0.0	0.0	0.0	0.0	0.0	0.0	0.0	0.0	0.0	0.0	0.0	0.0
9	0.0	0.0	0.0	0.0	0.0	0.0	0.0	0.0	0.0	0.0	0.0	0.0	0.0	0.0	0.0	0.0	0.0	0.0	0.0	0.0
10	0.0	0.0	0.0	0.0	0.0	0.0	0.0	0.0	0.0	0.0	0.0	0.0	0.0	0.0	0.0	0.0	0.0	0.0	0.0	0.0
11	0.0	0.0	0.0	0.0	0.0	0.0	0.0	0.0	0.0	0.0	0.0	0.0	0.0	0.0	0.0	0.0	0.0	0.0	0.0	0.0
12	0.0	0.0	0.0	0.0	0.0	0.0	0.0	0.0	0.0	0.0	0.0	0.0	0.0	0.0	0.0	0.0	0.0	0.0	0.0	0.0
13	0.0	0.0	0.0	0.0	0.0	0.0	0.0	0.0	0.0	0.0	0.0	0.0	0.0	0.0	0.0	0.0	0.0	0.0	0.0	0.0
14	0.0	0.0	0.0	0.0	0.0	0.0	0.0	0.0	0.0	0.0	0.0	0.0	0.0	0.0	0.0	0.0	0.0	0.0	0.0	0.0
15	0.0	0.0	0.0	0.0	0.0	0.0	0.0	0.0	0.0	0.0	0.0	0.0	0.0	0.0	0.0	0.0	0.0	0.0	0.0	0.0
16	0.0	0.0	0.0	0.0	0.0	0.0	0.0	0.0	0.0	0.0	0.0	0.0	0.0	0.0	0.0	0.0	0.0	0.0	0.0	0.0
17	0.0	0.0	0.0	0.0	0.0	0.0	0.0	0.0	0.0	0.0	0.0	0.0	0.0	0.0	0.0	0.0	0.0	0.0	0.0	0.0
18	0.0	0.0	0.0	0.0	0.0	0.0	0.0	0.0	0.0	0.0	0.0	0.0	0.0	0.0	0.0	0.0	0.0	0.0	0.0	0.0
19	0.0	0.0	0.0	0.0	0.0	0.0	0.0	0.0	0.0	0.0	0.0	0.0	0.0	0.0	0.0	0.0	0.0	0.0	0.0	0.0
20	0.0	0.0	0.0	0.0	0.0	0.0	0.0	0.0	0.0	0.0	0.0	0.0	0.0	0.0	0.0	0.0	0.0	0.0	0.0	0.0
21	0.0	0.0	0.0	0.0	0.0	0.0	0.0	0.0	0.0	0.0	0.0	0.0	0.0	0.0	0.0	0.0	0.0	0.0	0.0	0.0
22	0.0	0.0	0.0	0.0	0.0	0.0	0.0	0.0	0.0	0.0	0.0	0.0	0.0	0.0	0.0	0.0	0.0	0.0	0.0	0.0
23	0.0	0.0	0.0	0.0	0.0	0.0	0.0	0.0	0.0	0.0	0.0	0.0	0.0	0.0	0.0	0.0	0.0	0.0	0.0	0.0
24	0.0	0.0	0.0	0.0	0.1	0.1	0.1	0.1	0.1	0.1	0.1	0.1	0.1	0.1	0.0	0.0	0.0	0.0	0.0	0.0
25	0.0	0.0	0.0	0.0	0.0	0.0	0.0	0.0	0.0	0.0	0.0	0.0	0.0	0.0	0.0	0.0	0.0	0.0	0.0	0.0
26	0.0	0.0	0.0	0.0	0.0	0.0	0.0	0.0	0.0	0.0	0.0	0.0	0.0	0.0	0.0	0.0	0.0	0.0	0.0	0.0
27	0.0	0.0	0.0	0.0	0.0	0.0	0.0	0.0	0.0	0.0	0.0	0.0	0.0	0.0	0.0	0.0	0.0	0.0	0.0	0.0
28	0.0	0.0	0.0	0.0	0.0	0.0	0.0	0.0	0.0	0.0	0.0	0.0	0.0	0.0	0.0	0.0	0.0	0.0	0.0	0.0
29	0.0	0.0	0.0	0.0	0.0	0.0	0.0	0.0	0.0	0.0	0.0	0.0	0.0	0.0	0.0	0.0	0.0	0.0	0.0	0.0
30	0.0	0.0	0.0	0.0	0.0	0.0	0.0	0.0	0.0	0.0	0.0	0.0	0.0	0.0	0.0	0.0	0.0	0.0	0.0	0.0
31	0.0	0.0	0.0	0.0	0.0	0.0	0.0	0.0	0.0	0.0	0.0	0.0	0.0	0.0	0.0	0.0	0.0	0.0	0.0	0.0
32	0.0	0.0	0.0	0.0	0.0	0.0	0.0	0.0	0.0	0.0	0.0	0.0	0.0	0.0	0.0	0.0	0.0	0.0	0.0	0.0
33	0.0	0.0	0.0	0.0	0.0	0.0	0.0	0.0	0.0	0.0	0.0	0.0	0.0	0.0	0.0	0.0	0.0	0.0	0.0	0.0

34	*	0.0	0.0	0.0	0.0	0.0	0.0	0.0	0.0	0.0	0.0	0.0	0.0	0.0	0.0	0.0	0.0	0.0	0.0	0.0	0.0
35	*	0.0	0.0	0.0	0.0	0.0	0.0	0.0	0.0	0.0	0.0	0.0	0.0	0.0	0.0	0.0	0.0	0.0	0.0	0.0	0.0
36	*	0.0	0.0	0.0	0.0	0.0	0.0	0.0	0.0	0.0	0.0	0.0	0.0	0.0	0.0	0.0	0.0	0.0	0.0	0.0	0.0
37	*	0.0	0.0	0.0	0.0	0.0	0.0	0.0	0.0	0.0	0.0	0.0	0.0	0.0	0.0	0.0	0.0	0.0	0.0	0.0	0.0
38	*	0.0	0.0	0.0	0.0	0.0	0.0	0.0	0.0	0.0	0.0	0.0	0.0	0.0	0.0	0.0	0.0	0.0	0.0	0.0	0.0
39	*	0.0	0.0	0.0	0.0	0.0	0.0	0.0	0.0	0.0	0.0	0.0	0.0	0.0	0.0	0.0	0.0	0.0	0.0	0.0	0.0

JOB: SR101L&67thAveTI (2040 Build) RUN: 2040 Build 67th Ave TI PM

DATE : 8/27/21
TIME : 9:57:17

RECEPTOR - LINK MATRIX FOR THE ANGLE PRODUCING
THE MAXIMUM CONCENTRATION FOR EACH RECEPTOR

* CO/LINK (PPM)
* ANGLE (DEGREES)

LINK #	*	REC41	REC42	REC43	REC44	REC45	REC46	REC47	REC48	REC49	REC50
	*	0 0	0	0	0	0	0	0	0	0	
1	*	0.0	0.0	0.0	0.0	0.0	0.0	0.0	0.0	0.0	0.0
2	*	0.0	0.0	0.0	0.0	0.0	0.0	0.0	0.0	0.0	0.0
3	*	0.0	0.0	0.0	0.0	0.0	0.0	0.0	0.0	0.0	0.0
4	*	0.0	0.0	0.0	0.0	0.0	0.0	0.0	0.0	0.0	0.0
5	*	0.0	0.0	0.0	0.0	0.0	0.0	0.0	0.0	0.0	0.0
6	*	0.0	0.0	0.0	0.0	0.0	0.0	0.0	0.0	0.0	0.0
7	*	0.0	0.0	0.0	0.0	0.0	0.0	0.0	0.0	0.0	0.0
8	*	0.0	0.0	0.0	0.0	0.0	0.0	0.0	0.0	0.0	0.0
9	*	0.0	0.0	0.0	0.0	0.0	0.0	0.0	0.0	0.0	0.0
10	*	0.0	0.0	0.0	0.0	0.0	0.0	0.0	0.0	0.0	0.0
11	*	0.0	0.0	0.0	0.0	0.0	0.0	0.0	0.0	0.0	0.0
12	*	0.0	0.0	0.0	0.0	0.0	0.0	0.0	0.0	0.0	0.0
13	*	0.0	0.0	0.0	0.0	0.0	0.0	0.0	0.0	0.0	0.0
14	*	0.0	0.0	0.0	0.0	0.0	0.0	0.0	0.0	0.0	0.0
15	*	0.0	0.0	0.0	0.0	0.0	0.0	0.0	0.0	0.0	0.0
16	*	0.0	0.0	0.0	0.0	0.0	0.0	0.0	0.0	0.0	0.0
17	*	0.0	0.0	0.0	0.0	0.0	0.0	0.0	0.0	0.0	0.0
18	*	0.0	0.0	0.0	0.0	0.0	0.0	0.0	0.0	0.0	0.0
19	*	0.0	0.0	0.0	0.0	0.0	0.0	0.0	0.0	0.0	0.0
20	*	0.0	0.0	0.0	0.0	0.0	0.0	0.0	0.0	0.0	0.0
21	*	0.0	0.0	0.0	0.0	0.0	0.0	0.0	0.0	0.0	0.0
22	*	0.0	0.0	0.0	0.0	0.0	0.0	0.0	0.0	0.0	0.0
23	*	0.0	0.0	0.0	0.0	0.0	0.0	0.0	0.0	0.0	0.0
24	*	0.0	0.0	0.0	0.0	0.0	0.0	0.0	0.0	0.0	0.0
25	*	0.0	0.0	0.0	0.0	0.0	0.0	0.0	0.0	0.0	0.0
26	*	0.0	0.0	0.0	0.0	0.0	0.0	0.0	0.0	0.0	0.0

```
27  *   0.0   0.0   0.0   0.0   0.0   0.0   0.0   0.0   0.0   0.0
28  *   0.0   0.0   0.0   0.0   0.0   0.0   0.0   0.0   0.0   0.0
29  *   0.0   0.0   0.0   0.0   0.0   0.0   0.0   0.0   0.0   0.0
30  *   0.0   0.0   0.0   0.0   0.0   0.0   0.0   0.0   0.0   0.0
31  *   0.0   0.0   0.0   0.0   0.0   0.0   0.0   0.0   0.0   0.0
32  *   0.0   0.0   0.0   0.0   0.0   0.0   0.0   0.0   0.0   0.0
33  *   0.0   0.0   0.0   0.0   0.0   0.0   0.0   0.0   0.0   0.0
34  *   0.0   0.0   0.0   0.0   0.0   0.0   0.0   0.0   0.0   0.0
35  *   0.0   0.0   0.0   0.0   0.0   0.0   0.0   0.0   0.0   0.0
36  *   0.0   0.0   0.0   0.0   0.0   0.0   0.0   0.0   0.0   0.0
37  *   0.0   0.0   0.0   0.0   0.0   0.0   0.0   0.0   0.0   0.0
38  *   0.0   0.0   0.0   0.0   0.0   0.0   0.0   0.0   0.0   0.0
39  *   0.0   0.0   0.0   0.0   0.0   0.0   0.0   0.0   0.0   0.0
```

CAL3QHC: LINE SOURCE DISPERSION MODEL - VERSION 2.0 Dated 95221 PAGE 1

JOB: SR101L&67thAveTI (2040NoBuild) RUN: 2040NoBuild 67thAve TI AM

DATE : 8/27/21
TIME : 9:56: 6

The MODE flag has been set to C for calculating CO averages.

SITE & METEOROLOGICAL VARIABLES

VS = 0.0 CM/S VD = 0.0 CM/S Z0 = 108. CM
U = 1.0 M/S CLAS = 4 (D) ATIM = 60. MINUTES MIXH = 1000. M AMB = 0.0 PPM

LINK VARIABLES

LINK DESCRIPTION	LINK COORDINATES (FT) X1	Y1	X2	Y2	LENGTH (FT)	BRG (DEG)	TYPE	VPH	EF (G/MI)	H (FT)	W (FT)	V/C	QUEUE (VEH)
1. 1_SR101_EB_ML_S1	611363.2	970723.0	612413.8	970773.2	1052.	87.	DP	7358.	0.6	-15.0	68.0		
2. 2_SR101_EB_ML_S2	612413.8	970773.2	613432.4	970822.5	1020.	87.	DP	7358.	0.6	-20.0	68.0		
3. 3_SR101_EB_ML_S3	613432.4	970822.5	614514.4	970872.8	1083.	87.	DP	7358.	0.6	-15.0	68.0		
4. 4_SR101_WB_ML_S1	612408.8	970842.7	611362.7	970792.4	1047.	267.	DP	5062.	0.5	-15.0	68.0		
5. 5_SR101_WB_ML_S2	613426.6	970891.7	612408.8	970842.7	1019.	267.	DP	5062.	0.5	-20.0	68.0		
6. 6_SR101_WB_ML_S3	614511.4	970942.6	613426.6	970891.7	1086.	267.	DP	5062.	0.5	-15.0	68.0		
7. 7_EB_frontage_road_S	611369.8	970576.8	612441.6	970592.7	1072.	89.	AG	422.	0.6	0.0	44.0		
8. 8_EB_frontage_road_S	612441.0	970607.9	612967.6	970618.0	527.	89.	AG	889.	0.6	0.0	68.0		
9. 9_EB_67th Ave offram	612885.9	970602.7	612938.7	970557.3	70.	131.	AG	113.	0.6	0.0	32.0		
10. 10_EB_67th_Ave_offra	611366.5	970682.2	612440.9	970619.7	1076.	93.	DP	409.	0.7	-10.0	32.0		
11. 11_67th_Ave_NB_onram	613018.9	970553.2	613072.6	970621.1	87.	38.	AG	364.	0.6	0.0	32.0		
12. 12_EB_67th_Ave_onram	612972.0	970632.3	613386.7	970659.1	416.	86.	AG	2037.	0.8	0.0	56.0		
13. 13_EB_67th_Ave_onram	613385.5	970671.2	614515.5	970831.3	1141.	82.	DP	1218.	0.5	-10.0	44.0		
14. 14_EB_frontage_road_	613387.3	970645.6	614518.9	970720.9	1134.	86.	AG	647.	0.8	0.0	44.0		
15. 15_WB_67th_Ave_offra	614507.5	970995.8	613531.5	971056.2	978.	274.	DP	877.	0.9	-10.0	32.0		
16. 16_WB_frontage_road_	614518.6	971111.4	613534.4	971079.4	985.	268.	AG	255.	0.7	0.0	32.0		
17. 17_WB_67th_Ave_offra	613531.5	971056.2	612981.4	971043.2	550.	269.	AG	877.	0.7	0.0	44.0		
18. 18_WB_frontage_road_	613534.3	971078.9	612985.6	971064.3	549.	268.	AG	255.	0.7	0.0	44.0		
19. 19_WB_67th_Ave_offra	613075.6	971073.4	613014.1	971113.8	74.	303.	AG	444.	0.6	0.0	32.0		
20. 20_WB_67th_Ave_onram	612932.7	971133.8	612877.7	971050.2	100.	213.	AG	472.	0.6	0.0	32.0		
21. 21_WB_67th_Ave_onram	612979.5	971043.7	612571.4	971010.8	409.	265.	AG	702.	0.5	0.0	56.0		
22. 22_WB_frontage_road_	612570.9	971023.6	611359.9	970946.4	1213.	266.	AG	219.	0.6	0.0	44.0		
23. 23_WB_67th_Ave_onram	612572.6	970997.4	611363.7	970838.7	1219.	263.	DP	424.	0.5	-10.0	44.0		
24. 24_SB_67th_Ave_S1	612958.2	971834.8	612960.2	971063.4	771.	180.	AG	2527.	1.1	0.0	56.0		
25. 25_SB_67th_Ave_S2	612960.2	971063.4	612948.7	970613.7	450.	181.	BR	2481.	1.1	0.0	68.0		
26. 26_SB_67th_Ave_S3	612948.7	970613.7	612952.8	969931.1	683.	180.	AG	1343.	0.8	0.0	44.0		
27. 27_SB_67th_Ave_left	612971.1	970692.7	613065.6	970636.9	110.	121.	AG	1021.	0.6	0.0	44.0		
28. 28_NB_67th_Ave_S1	613001.7	969939.4	613001.0	970612.9	673.	360.	AG	803.	0.6	0.0	44.0		

```
 29. 29_NB_67th_Ave_S2   * 613001.0  970612.9  613003.3  971063.0 *     450.     0. BR    794.   0.6   0.0 56.0
 30. 30_NB_67th_Ave_S3   * 613003.3  971063.0  613002.5  971831.7 *     769.   360. AG   1393.   0.9   0.0 44.0
 31. 31_NB_67th_Ave_left * 612986.5  970989.7  612914.2  971034.2 *      85.   302. AG     86.   0.5   0.0 32.0
 32. 32_EB_67th_offramp_Q* 612912.2  970616.4  612862.5  970614.1 *      50.   268. AG      3. 100.0   0.0 48.0 0.28   2.5
 33. 33_WB_67th_offramp_Q* 613039.7  971055.1  613157.3  971058.3 *     118.    88. AG      4. 100.0   0.0 48.0 0.30   6.0
 34. 34_SB_67th_Ave_Queue* 612953.9  971091.0  612955.2  971434.9 *     344.     0. AG      8. 100.0   0.0 60.0 0.88  17.5
 35. 35T_SB_67th_Ave_brid* 612947.5  970679.9  612949.7  970785.9 *     106.     1. BR      2. 100.0   0.0 24.0 0.47   5.4
 36. 35L_SB_67th_Ave_brid* 612969.6  970695.5  612967.0  973659.4 *    2964.   360. BR      3. 100.0   0.0 24.0 1.56 150.6
 37. 36T_NB_67th_Ave_brid* 613005.2  970980.6  613004.3  970793.5 *     187.   180. BR      2. 100.0   0.0 24.0 0.41   9.5
 38. 36L_NB_67th_Ave_brid* 612988.4  970962.5  612989.0  970413.7 *     549.   180. BR      2. 100.0   0.0 12.0 1.39  27.9
 39. 37_NB_67th_Ave_Queue* 613003.5  970578.4  613003.3  970476.4 *     102.   180. AG      8. 100.0   0.0 48.0 0.78   5.2
                                                                                                          PAGE  2
 JOB: SR101L&67thAveTI (2040NoBuild)                        RUN: 2040NoBuild 67thAve TI AM

 DATE :  8/27/21
 TIME :  9:56: 6

  ADDITIONAL QUEUE LINK PARAMETERS
  --------------------------------
    LINK DESCRIPTION     *    CYCLE    RED     CLEARANCE  APPROACH  SATURATION   IDLE   SIGNAL   ARRIVAL
                         *    LENGTH   TIME    LOST TIME    VOL     FLOW RATE   EM FAC   TYPE     RATE
                         *     (SEC)   (SEC)    (SEC)      (VPH)      (VPH)    (gm/hr)
 ------------------------*-------------------------------- --------- ------------------- -----------------
 32. 32_EB_67th_offramp_Q*     117       41       5.0       889       1356       0.92      2        3
 33. 33_WB_67th_offramp_Q*     205       75       5.0      1148       1600       0.92      2        3
 34. 34_SB_67th_Ave_Queue*     205      131       5.0      2402       1676       0.92      2        3
 35. 35T_SB_67th_Ave_brid*     117       37       5.0      1048       1780       0.92      2        3
 36. 35L_SB_67th_Ave_brid*     117       79       5.0      1433       1730       0.92      2        3
 37. 36T_NB_67th_Ave_brid*     205       86       5.0       796       1780       0.92      2        3
 38. 36L_NB_67th_Ave_brid*     205      173       5.0       135        796       0.92      2        3
 39. 37_NB_67th_Ave_Queue*     117       92       5.0       803       1670       0.92      2        3

  RECEPTOR LOCATIONS
  ------------------
                         *          COORDINATES (FT)          *
    RECEPTOR             *      X          Y          Z       *
-------------------------*-------------------------------------*
 1. R1                   *    613040.0   971848.0        5.9   *
 2. R2                   *    613038.7   971766.0        5.9   *
 3. R3                   *    613037.4   971684.0        5.9   *
 4. R4                   *    613037.5   971602.0        5.9   *
 5. R5                   *    613035.3   971520.1        5.9   *
 6. R6                   *    613035.4   971438.0        5.9   *
 7. R7                   *    613035.4   971356.0        5.9   *
 8. R8                   *    613035.4   971274.0        5.9   *
 9. R9                   *    613034.0   971192.0        5.9   *
10. R10                  *    613039.7   971110.2        5.9   *
```

```
11. R11                  *    613090.8   971174.1        5.9   *
12. R12                  *    613172.8   971175.1        5.9   *
13. R13                  *    613254.4   971175.9        5.9   *
14. R14                  *    613336.8   971176.6        5.9   *
15. R15                  *    613418.8   971177.4        5.9   *
16. R16                  *    613500.8   971178.2        5.9   *
17. R17                  *    613582.8   971180.6        5.9   *
18. R18                  *    613664.8   971180.0        5.9   *
19. R19                  *    613746.8   971180.8        5.9   *
20. R20                  *    613828.7   971181.6        5.9   *
21. R21                  *    613910.8   971182.4        5.9   *
22. R22                  *    613992.8   971181.7        5.9   *
23. R23                  *    614074.8   971182.5        5.9   *
24. R24                  *    614156.8   971184.9        5.9   *
25. R25                  *    614238.7   971185.7        5.9   *
26. R26                  *    614271.1   970670.5        5.9   *
27. R27                  *    614189.3   970663.9        5.9   *
28. R28                  *    614107.6   970657.1        5.9   *
29. R29                  *    614025.9   970650.4        5.9   *
30. R30                  *    613944.1   970643.7        5.9   *
31. R31                  *    613862.4   970636.9        5.9   *
32. R32                  *    613780.7   970630.2        5.9   *
33. R33                  *    613699.0   970623.5        5.9   *
34. R34                  *    613617.3   970616.8        5.9   *
35. R35                  *    613535.5   970610.0        5.9   *
36. R36                  *    613453.8   970603.3        5.9   *
37. R37                  *    613372.1   970596.6        5.9   *
```



```
 JOB: SR101L&67thAveTI (2040NoBuild)                      RUN: 2040NoBuild 67thAve TI AM

 DATE :  8/27/21
 TIME :  9:56: 6


  RECEPTOR LOCATIONS
  ------------------
                         *           COORDINATES (FT)          *
    RECEPTOR             *      X          Y          Z        *
---------------- --------*-------------------------------------*
38. R38                  *    613290.4   970589.8        5.9   *
39. R39                  *    613208.6   970583.1        5.9   *
40. R40                  *    613127.0   970576.4        5.9   *
41. R41                  *    613034.5   970667.0        5.9   *
42. R42                  *    613045.2   970569.6        5.9   *
43. R43                  *    613045.2   970487.6        5.9   *
44. R44                  *    613045.2   970405.6        5.9   *
45. R45                  *    613042.2   970323.7        5.9   *
```

```
    46. R46                  *    613036.7   970241.9        5.9   *
    47. R47                  *    613035.4   970159.8        5.9   *
    48. R48                  *    613036.7   970077.9        5.9   *
    49. R49                  *    613036.6   969995.9        5.9   *
                                                                                                                                PAGE  4
     JOB: SR101L&67thAveTI (2040NoBuild)                        RUN: 2040NoBuild 67thAve TI AM

      MODEL RESULTS
      -------------

      REMARKS : In search of the angle corresponding to
                the maximum concentration, only the first
                angle, of the angles with same maximum
                concentrations, is indicated as maximum.

WIND ANGLE RANGE:   0.-360.

WIND  * CONCENTRATION
ANGLE *      (PPM)
(DEGR)* REC1  REC2  REC3  REC4  REC5  REC6  REC7  REC8  REC9  REC10 REC11 REC12 REC13 REC14 REC15 REC16 REC17 REC18 REC19 REC20
------*-------------------------------------------------------------------------------------------------------------------------
  0.  *   0.0   0.0   0.0   0.0   0.0   0.0   0.0   0.0   0.0   0.0   0.0   0.0   0.0   0.0   0.0   0.0   0.0   0.0   0.0   0.0
 10.  *   0.0   0.0   0.0   0.0   0.0   0.0   0.0   0.0   0.0   0.0   0.0   0.0   0.0   0.0   0.0   0.0   0.0   0.0   0.0   0.0
 20.  *   0.0   0.0   0.0   0.0   0.0   0.0   0.0   0.0   0.0   0.0   0.0   0.0   0.0   0.0   0.0   0.0   0.0   0.0   0.0   0.0
 30.  *   0.0   0.0   0.0   0.0   0.0   0.0   0.0   0.0   0.0   0.0   0.0   0.0   0.0   0.0   0.0   0.0   0.0   0.0   0.0   0.0
 40.  *   0.0   0.0   0.0   0.0   0.0   0.0   0.0   0.0   0.0   0.0   0.0   0.0   0.0   0.0   0.0   0.0   0.0   0.0   0.0   0.0
 50.  *   0.0   0.0   0.0   0.0   0.0   0.0   0.0   0.0   0.0   0.0   0.0   0.0   0.0   0.0   0.0   0.0   0.0   0.0   0.0   0.0
 60.  *   0.0   0.0   0.0   0.0   0.0   0.0   0.0   0.0   0.0   0.0   0.0   0.0   0.0   0.0   0.0   0.0   0.0   0.0   0.0   0.0
 70.  *   0.0   0.0   0.0   0.0   0.0   0.0   0.0   0.0   0.0   0.0   0.0   0.0   0.0   0.0   0.0   0.0   0.0   0.0   0.0   0.0
 80.  *   0.0   0.0   0.0   0.0   0.0   0.0   0.0   0.0   0.0   0.0   0.0   0.0   0.0   0.0   0.0   0.0   0.0   0.0   0.0   0.0
 90.  *   0.0   0.0   0.0   0.0   0.0   0.0   0.0   0.0   0.0   0.0   0.0   0.0   0.0   0.0   0.0   0.0   0.0   0.0   0.0   0.0
100.  *   0.0   0.0   0.0   0.0   0.0   0.0   0.0   0.0   0.0   0.0   0.0   0.0   0.0   0.0   0.0   0.0   0.0   0.0   0.0   0.0
110.  *   0.0   0.0   0.0   0.0   0.0   0.0   0.0   0.0   0.0   0.0   0.0   0.0   0.0   0.0   0.0   0.0   0.0   0.0   0.0   0.0
120.  *   0.0   0.0   0.0   0.0   0.0   0.0   0.0   0.0   0.0   0.0   0.0   0.0   0.0   0.0   0.0   0.0   0.0   0.0   0.0   0.0
130.  *   0.0   0.0   0.0   0.0   0.0   0.0   0.0   0.0   0.0   0.0   0.0   0.0   0.0   0.0   0.0   0.0   0.0   0.0   0.0   0.0
140.  *   0.0   0.0   0.0   0.0   0.0   0.0   0.0   0.0   0.0   0.0   0.0   0.0   0.0   0.0   0.0   0.0   0.0   0.0   0.0   0.0
150.  *   0.0   0.0   0.0   0.0   0.0   0.0   0.0   0.0   0.0   0.0   0.0   0.0   0.0   0.0   0.0   0.0   0.0   0.0   0.0   0.0
160.  *   0.0   0.0   0.0   0.0   0.0   0.0   0.0   0.0   0.0   0.0   0.0   0.0   0.0   0.0   0.0   0.0   0.0   0.0   0.0   0.0
170.  *   0.0   0.0   0.0   0.0   0.0   0.0   0.0   0.0   0.0   0.0   0.0   0.0   0.0   0.0   0.0   0.0   0.0   0.0   0.0   0.0
180.  *   0.0   0.0   0.0   0.0   0.0   0.0   0.0   0.0   0.0   0.0   0.0   0.0   0.0   0.0   0.0   0.0   0.0   0.0   0.0   0.0
190.  *   0.1   0.0   0.0   0.0   0.0   0.0   0.0   0.0   0.0   0.0   0.0   0.0   0.0   0.0   0.0   0.0   0.0   0.0   0.0   0.0
200.  *   0.1   0.1   0.1   0.1   0.2   0.1   0.0   0.0   0.0   0.1   0.0   0.0   0.0   0.0   0.0   0.0   0.0   0.0   0.0   0.0
210.  *   0.1   0.1   0.1   0.1   0.1   0.1   0.1   0.0   0.0   0.1   0.0   0.0   0.0   0.0   0.0   0.0   0.0   0.0   0.0   0.0
220.  *   0.1   0.1   0.1   0.1   0.1   0.1   0.1   0.1   0.0   0.0   0.0   0.0   0.0   0.0   0.0   0.0   0.0   0.0   0.0   0.0
230.  *   0.0   0.0   0.1   0.1   0.1   0.1   0.1   0.1   0.1   0.0   0.0   0.0   0.0   0.0   0.0   0.0   0.0   0.0   0.0   0.0
240.  *   0.0   0.0   0.0   0.0   0.1   0.1   0.1   0.1   0.1   0.0   0.0   0.0   0.0   0.0   0.0   0.0   0.0   0.0   0.0   0.0
250.  *   0.0   0.0   0.0   0.0   0.1   0.1   0.1   0.1   0.1   0.0   0.0   0.0   0.0   0.0   0.0   0.0   0.0   0.0   0.0   0.0
```

260.	*	0.0	0.0	0.0	0.0	0.0	0.0	0.0	0.0	0.0	0.0	0.0	0.0	0.0	0.0	0.0	0.0	0.0	0.0	0.0	0.0
270.	*	0.0	0.0	0.0	0.0	0.0	0.0	0.0	0.0	0.0	0.0	0.0	0.0	0.0	0.0	0.0	0.0	0.0	0.0	0.0	0.0
280.	*	0.0	0.0	0.0	0.0	0.0	0.0	0.0	0.0	0.0	0.0	0.0	0.0	0.0	0.0	0.0	0.0	0.0	0.0	0.0	0.0
290.	*	0.0	0.0	0.0	0.0	0.0	0.0	0.0	0.0	0.1	0.0	0.0	0.0	0.0	0.0	0.0	0.0	0.0	0.0	0.0	0.0
300.	*	0.0	0.0	0.0	0.0	0.1	0.1	0.1	0.1	0.1	0.0	0.0	0.0	0.0	0.0	0.0	0.0	0.0	0.0	0.0	0.0
310.	*	0.0	0.0	0.0	0.1	0.1	0.1	0.1	0.1	0.1	0.1	0.0	0.0	0.0	0.0	0.0	0.0	0.0	0.0	0.0	0.0
320.	*	0.0	0.0	0.0	0.1	0.1	0.1	0.1	0.1	0.1	0.1	0.0	0.0	0.0	0.0	0.0	0.0	0.0	0.0	0.0	0.0
330.	*	0.0	0.0	0.0	0.0	0.1	0.1	0.1	0.1	0.1	0.1	0.0	0.0	0.0	0.0	0.0	0.0	0.0	0.0	0.0	0.0
340.	*	0.0	0.0	0.0	0.0	0.0	0.2	0.2	0.2	0.2	0.1	0.0	0.0	0.0	0.0	0.0	0.0	0.0	0.0	0.0	0.0
350.	*	0.0	0.0	0.0	0.0	0.0	0.0	0.0	0.0	0.2	0.0	0.0	0.0	0.0	0.0	0.0	0.0	0.0	0.0	0.0	0.0
360.	*	0.0	0.0	0.0	0.0	0.0	0.0	0.0	0.0	0.0	0.0	0.0	0.0	0.0	0.0	0.0	0.0	0.0	0.0	0.0	0.0
MAX	*	0.1	0.1	0.1	0.1	0.2	0.2	0.2	0.2	0.2	0.1	0.0	0.0	0.0	0.0	0.0	0.0	0.0	0.0	0.0	0.0
DEGR.	*	190	200	200	200	200	340	340	340	340	200	0	0	0	0	0	0	0	0	0	0

JOB: SR101L&67thAveTI (2040NoBuild) RUN: 2040NoBuild 67thAve TI AM

MODEL RESULTS

REMARKS : In search of the angle corresponding to the maximum concentration, only the first angle, of the angles with same maximum concentrations, is indicated as maximum.

WIND ANGLE RANGE: 0.-360.

WIND ANGLE (DEGR)	*	CONCENTRATION (PPM) REC21	REC22	REC23	REC24	REC25	REC26	REC27	REC28	REC29	REC30	REC31	REC32	REC33	REC34	REC35	REC36	REC37	REC38	REC39	REC40
0.	*	0.0	0.0	0.0	0.0	0.0	0.0	0.0	0.0	0.0	0.0	0.0	0.0	0.0	0.0	0.0	0.0	0.0	0.0	0.0	0.0
10.	*	0.0	0.0	0.0	0.0	0.0	0.0	0.0	0.0	0.0	0.0	0.0	0.0	0.0	0.0	0.0	0.0	0.0	0.0	0.0	0.0
20.	*	0.0	0.0	0.0	0.0	0.0	0.0	0.0	0.0	0.0	0.0	0.0	0.0	0.0	0.0	0.0	0.0	0.0	0.0	0.0	0.0
30.	*	0.0	0.0	0.0	0.0	0.0	0.0	0.0	0.0	0.0	0.0	0.0	0.0	0.0	0.0	0.0	0.0	0.0	0.0	0.0	0.0
40.	*	0.0	0.0	0.0	0.0	0.0	0.0	0.0	0.0	0.0	0.0	0.0	0.0	0.0	0.0	0.0	0.0	0.0	0.0	0.0	0.0
50.	*	0.0	0.0	0.0	0.0	0.0	0.0	0.0	0.0	0.0	0.0	0.0	0.0	0.0	0.0	0.0	0.0	0.0	0.0	0.0	0.0
60.	*	0.0	0.0	0.0	0.0	0.0	0.0	0.0	0.0	0.0	0.0	0.0	0.0	0.0	0.0	0.0	0.0	0.0	0.0	0.0	0.0
70.	*	0.0	0.0	0.0	0.0	0.0	0.0	0.0	0.0	0.0	0.0	0.0	0.0	0.0	0.0	0.0	0.0	0.0	0.0	0.0	0.0
80.	*	0.0	0.0	0.0	0.0	0.0	0.0	0.0	0.0	0.0	0.0	0.0	0.0	0.0	0.0	0.0	0.0	0.0	0.0	0.0	0.0
90.	*	0.0	0.0	0.0	0.0	0.0	0.0	0.0	0.0	0.0	0.0	0.0	0.0	0.0	0.0	0.0	0.0	0.0	0.0	0.0	0.0
100.	*	0.0	0.0	0.0	0.0	0.0	0.0	0.0	0.0	0.0	0.0	0.0	0.0	0.0	0.0	0.0	0.0	0.0	0.0	0.0	0.0
110.	*	0.0	0.0	0.0	0.0	0.0	0.0	0.0	0.0	0.0	0.0	0.0	0.0	0.0	0.0	0.0	0.0	0.0	0.0	0.0	0.0
120.	*	0.0	0.0	0.0	0.0	0.0	0.0	0.0	0.0	0.0	0.0	0.0	0.0	0.0	0.0	0.0	0.0	0.0	0.0	0.0	0.0
130.	*	0.0	0.0	0.0	0.0	0.0	0.0	0.0	0.0	0.0	0.0	0.0	0.0	0.0	0.0	0.0	0.0	0.0	0.0	0.0	0.0
140.	*	0.0	0.0	0.0	0.0	0.0	0.0	0.0	0.0	0.0	0.0	0.0	0.0	0.0	0.0	0.0	0.0	0.0	0.0	0.0	0.0

150.	*	0.0	0.0	0.0	0.0	0.0	0.0	0.0	0.0	0.0	0.0	0.0	0.0	0.0	0.0	0.0	0.0	0.0	0.0	0.0	0.0
160.	*	0.0	0.0	0.0	0.0	0.0	0.0	0.0	0.0	0.0	0.0	0.0	0.0	0.0	0.0	0.0	0.0	0.0	0.0	0.0	0.0
170.	*	0.0	0.0	0.0	0.0	0.0	0.0	0.0	0.0	0.0	0.0	0.0	0.0	0.0	0.0	0.0	0.0	0.0	0.0	0.0	0.0
180.	*	0.0	0.0	0.0	0.0	0.0	0.0	0.0	0.0	0.0	0.0	0.0	0.0	0.0	0.0	0.0	0.0	0.0	0.0	0.0	0.0
190.	*	0.0	0.0	0.0	0.0	0.0	0.0	0.0	0.0	0.0	0.0	0.0	0.0	0.0	0.0	0.0	0.0	0.0	0.0	0.0	0.0
200.	*	0.0	0.0	0.0	0.0	0.0	0.0	0.0	0.0	0.0	0.0	0.0	0.0	0.0	0.0	0.0	0.0	0.0	0.0	0.0	0.0
210.	*	0.0	0.0	0.0	0.0	0.0	0.0	0.0	0.0	0.0	0.0	0.0	0.0	0.0	0.0	0.0	0.0	0.0	0.0	0.0	0.0
220.	*	0.0	0.0	0.0	0.0	0.0	0.0	0.0	0.0	0.0	0.0	0.0	0.0	0.0	0.0	0.0	0.0	0.0	0.0	0.0	0.0
230.	*	0.0	0.0	0.0	0.0	0.0	0.0	0.0	0.0	0.0	0.0	0.0	0.0	0.0	0.0	0.0	0.0	0.0	0.0	0.0	0.0
240.	*	0.0	0.0	0.0	0.0	0.0	0.0	0.0	0.0	0.0	0.0	0.0	0.0	0.0	0.0	0.0	0.0	0.0	0.0	0.0	0.0
250.	*	0.0	0.0	0.0	0.0	0.0	0.0	0.0	0.0	0.0	0.0	0.0	0.0	0.0	0.0	0.0	0.0	0.0	0.0	0.0	0.0
260.	*	0.0	0.0	0.0	0.0	0.0	0.0	0.0	0.0	0.0	0.0	0.0	0.0	0.0	0.0	0.0	0.0	0.0	0.0	0.0	0.0
270.	*	0.0	0.0	0.0	0.0	0.0	0.0	0.0	0.0	0.0	0.0	0.0	0.0	0.0	0.0	0.0	0.0	0.0	0.0	0.0	0.0
280.	*	0.0	0.0	0.0	0.0	0.0	0.0	0.0	0.0	0.0	0.0	0.0	0.0	0.0	0.0	0.0	0.0	0.0	0.0	0.0	0.0
290.	*	0.0	0.0	0.0	0.0	0.0	0.0	0.0	0.0	0.0	0.0	0.0	0.0	0.0	0.0	0.0	0.0	0.0	0.0	0.0	0.0
300.	*	0.0	0.0	0.0	0.0	0.0	0.0	0.0	0.0	0.0	0.0	0.0	0.0	0.0	0.0	0.0	0.0	0.0	0.0	0.0	0.0
310.	*	0.0	0.0	0.0	0.0	0.0	0.0	0.0	0.0	0.0	0.0	0.0	0.0	0.0	0.0	0.0	0.0	0.0	0.0	0.0	0.0
320.	*	0.0	0.0	0.0	0.0	0.0	0.0	0.0	0.0	0.0	0.0	0.0	0.0	0.0	0.0	0.0	0.0	0.0	0.0	0.0	0.0
330.	*	0.0	0.0	0.0	0.0	0.0	0.0	0.0	0.0	0.0	0.0	0.0	0.0	0.0	0.0	0.0	0.0	0.0	0.0	0.0	0.0
340.	*	0.0	0.0	0.0	0.0	0.0	0.0	0.0	0.0	0.0	0.0	0.0	0.0	0.0	0.0	0.0	0.0	0.0	0.0	0.0	0.0
350.	*	0.0	0.0	0.0	0.0	0.0	0.0	0.0	0.0	0.0	0.0	0.0	0.0	0.0	0.0	0.0	0.0	0.0	0.0	0.0	0.0
360.	*	0.0	0.0	0.0	0.0	0.0	0.0	0.0	0.0	0.0	0.0	0.0	0.0	0.0	0.0	0.0	0.0	0.0	0.0	0.0	0.0
MAX	*	0.0	0.0	0.0	0.0	0.0	0.0	0.0	0.0	0.0	0.0	0.0	0.0	0.0	0.0	0.0	0.0	0.0	0.0	0.0	0.0
DEGR.	*	0	0	0	0	0	0	0	0	0	0	0	0	0	0	0	0	0	0	0	0

JOB: SR101L&67thAveTI (2040NoBuild) RUN: 2040NoBuild 67thAve TI AM

MODEL RESULTS

REMARKS : In search of the angle corresponding to the maximum concentration, only the first angle, of the angles with same maximum concentrations, is indicated as maximum.

WIND ANGLE RANGE: 0.-360.

WIND ANGLE (DEGR)	*	CONCENTRATION (PPM) REC41	REC42	REC43	REC44	REC45	REC46	REC47	REC48	REC49
0.	*	0.0	0.0	0.0	0.0	0.0	0.0	0.0	0.0	0.0
10.	*	0.0	0.0	0.0	0.0	0.0	0.0	0.0	0.0	0.0
20.	*	0.0	0.0	0.0	0.0	0.0	0.0	0.0	0.0	0.0
30.	*	0.0	0.0	0.0	0.0	0.0	0.0	0.0	0.0	0.0

```
 40.  *   0.0   0.0   0.0   0.0   0.0   0.0   0.0   0.0   0.0
 50.  *   0.0   0.0   0.0   0.0   0.0   0.0   0.0   0.0   0.0
 60.  *   0.0   0.0   0.0   0.0   0.0   0.0   0.0   0.0   0.0
 70.  *   0.0   0.0   0.0   0.0   0.0   0.0   0.0   0.0   0.0
 80.  *   0.0   0.0   0.0   0.0   0.0   0.0   0.0   0.0   0.0
 90.  *   0.1   0.0   0.0   0.0   0.0   0.0   0.0   0.0   0.0
100.  *   0.1   0.0   0.0   0.0   0.0   0.0   0.0   0.0   0.0
110.  *   0.1   0.0   0.0   0.0   0.0   0.0   0.0   0.0   0.0
120.  *   0.1   0.0   0.0   0.0   0.0   0.0   0.0   0.0   0.0
130.  *   0.1   0.0   0.0   0.0   0.0   0.0   0.0   0.0   0.0
140.  *   0.1   0.0   0.0   0.0   0.0   0.0   0.0   0.0   0.0
150.  *   0.0   0.0   0.0   0.0   0.0   0.0   0.0   0.0   0.0
160.  *   0.0   0.0   0.0   0.0   0.0   0.0   0.0   0.0   0.0
170.  *   0.0   0.0   0.0   0.0   0.0   0.0   0.0   0.0   0.0
180.  *   0.1   0.0   0.0   0.0   0.0   0.0   0.0   0.0   0.0
190.  *   0.0   0.0   0.0   0.0   0.0   0.0   0.0   0.0   0.0
200.  *   0.0   0.0   0.0   0.0   0.0   0.0   0.0   0.0   0.0
210.  *   0.0   0.0   0.0   0.0   0.0   0.0   0.0   0.0   0.0
220.  *   0.1   0.0   0.0   0.0   0.0   0.0   0.0   0.0   0.0
230.  *   0.0   0.0   0.0   0.0   0.0   0.0   0.0   0.0   0.0
240.  *   0.0   0.0   0.0   0.0   0.0   0.0   0.0   0.0   0.0
250.  *   0.0   0.0   0.0   0.0   0.0   0.0   0.0   0.0   0.0
260.  *   0.0   0.0   0.0   0.0   0.0   0.0   0.0   0.0   0.0
270.  *   0.0   0.0   0.0   0.0   0.0   0.0   0.0   0.0   0.0
280.  *   0.0   0.0   0.0   0.0   0.0   0.0   0.0   0.0   0.0
290.  *   0.0   0.0   0.0   0.0   0.0   0.0   0.0   0.0   0.0
300.  *   0.0   0.0   0.0   0.0   0.0   0.0   0.0   0.0   0.0
310.  *   0.0   0.0   0.0   0.0   0.0   0.0   0.0   0.0   0.0
320.  *   0.1   0.0   0.0   0.0   0.0   0.0   0.0   0.0   0.0
330.  *   0.1   0.0   0.0   0.0   0.0   0.0   0.0   0.0   0.0
340.  *   0.1   0.0   0.0   0.0   0.0   0.0   0.0   0.0   0.0
350.  *   0.0   0.0   0.0   0.0   0.0   0.0   0.0   0.0   0.0
360.  *   0.0   0.0   0.0   0.0   0.0   0.0   0.0   0.0   0.0
------*-------------------------------------------------------
MAX   *   0.1   0.0   0.0   0.0   0.0   0.0   0.0   0.0   0.0
DEGR. *   90     0     0     0     0     0     0     0     0

THE HIGHEST CONCENTRATION OF    0.20 PPM OCCURRED AT RECEPTOR REC5 .
```


JOB: SR101L&67thAveTI (2040NoBuild) RUN: 2040NoBuild 67thAve TI AM

DATE : 8/27/21
TIME : 9:56: 6

RECEPTOR - LINK MATRIX FOR THE ANGLE PRODUCING
THE MAXIMUM CONCENTRATION FOR EACH RECEPTOR

CO/LINK (PPM)
ANGLE (DEGREES)

LINK #	REC1	REC2	REC3	REC4	REC5	REC6	REC7	REC8	REC9	REC10	REC11	REC12	REC13	REC14	REC15	REC16	REC17	REC18	REC19	REC20
	190	200	200	200	200	340	340	340	340	200	0	0	0	0	0	0	0	0	0	0
1	0.0	0.0	0.0	0.0	0.0	0.0	0.0	0.0	0.0	0.0	0.0	0.0	0.0	0.0	0.0	0.0	0.0	0.0	0.0	0.0
2	0.0	0.0	0.0	0.0	0.0	0.0	0.0	0.0	0.0	0.0	0.0	0.0	0.0	0.0	0.0	0.0	0.0	0.0	0.0	0.0
3	0.0	0.0	0.0	0.0	0.0	0.0	0.0	0.0	0.0	0.0	0.0	0.0	0.0	0.0	0.0	0.0	0.0	0.0	0.0	0.0
4	0.0	0.0	0.0	0.0	0.0	0.0	0.0	0.0	0.0	0.0	0.0	0.0	0.0	0.0	0.0	0.0	0.0	0.0	0.0	0.0
5	0.0	0.0	0.0	0.0	0.0	0.0	0.0	0.0	0.0	0.0	0.0	0.0	0.0	0.0	0.0	0.0	0.0	0.0	0.0	0.0
6	0.0	0.0	0.0	0.0	0.0	0.0	0.0	0.0	0.0	0.0	0.0	0.0	0.0	0.0	0.0	0.0	0.0	0.0	0.0	0.0
7	0.0	0.0	0.0	0.0	0.0	0.0	0.0	0.0	0.0	0.0	0.0	0.0	0.0	0.0	0.0	0.0	0.0	0.0	0.0	0.0
8	0.0	0.0	0.0	0.0	0.0	0.0	0.0	0.0	0.0	0.0	0.0	0.0	0.0	0.0	0.0	0.0	0.0	0.0	0.0	0.0
9	0.0	0.0	0.0	0.0	0.0	0.0	0.0	0.0	0.0	0.0	0.0	0.0	0.0	0.0	0.0	0.0	0.0	0.0	0.0	0.0
10	0.0	0.0	0.0	0.0	0.0	0.0	0.0	0.0	0.0	0.0	0.0	0.0	0.0	0.0	0.0	0.0	0.0	0.0	0.0	0.0
11	0.0	0.0	0.0	0.0	0.0	0.0	0.0	0.0	0.0	0.0	0.0	0.0	0.0	0.0	0.0	0.0	0.0	0.0	0.0	0.0
12	0.0	0.0	0.0	0.0	0.0	0.0	0.0	0.0	0.0	0.0	0.0	0.0	0.0	0.0	0.0	0.0	0.0	0.0	0.0	0.0
13	0.0	0.0	0.0	0.0	0.0	0.0	0.0	0.0	0.0	0.0	0.0	0.0	0.0	0.0	0.0	0.0	0.0	0.0	0.0	0.0
14	0.0	0.0	0.0	0.0	0.0	0.0	0.0	0.0	0.0	0.0	0.0	0.0	0.0	0.0	0.0	0.0	0.0	0.0	0.0	0.0
15	0.0	0.0	0.0	0.0	0.0	0.0	0.0	0.0	0.0	0.0	0.0	0.0	0.0	0.0	0.0	0.0	0.0	0.0	0.0	0.0
16	0.0	0.0	0.0	0.0	0.0	0.0	0.0	0.0	0.0	0.0	0.0	0.0	0.0	0.0	0.0	0.0	0.0	0.0	0.0	0.0
17	0.0	0.0	0.0	0.0	0.0	0.0	0.0	0.0	0.0	0.0	0.0	0.0	0.0	0.0	0.0	0.0	0.0	0.0	0.0	0.0
18	0.0	0.0	0.0	0.0	0.0	0.0	0.0	0.0	0.0	0.0	0.0	0.0	0.0	0.0	0.0	0.0	0.0	0.0	0.0	0.0
19	0.0	0.0	0.0	0.0	0.0	0.0	0.0	0.0	0.0	0.0	0.0	0.0	0.0	0.0	0.0	0.0	0.0	0.0	0.0	0.0
20	0.0	0.0	0.0	0.0	0.0	0.0	0.0	0.0	0.0	0.0	0.0	0.0	0.0	0.0	0.0	0.0	0.0	0.0	0.0	0.0
21	0.0	0.0	0.0	0.0	0.0	0.0	0.0	0.0	0.0	0.0	0.0	0.0	0.0	0.0	0.0	0.0	0.0	0.0	0.0	0.0
22	0.0	0.0	0.0	0.0	0.0	0.0	0.0	0.0	0.0	0.0	0.0	0.0	0.0	0.0	0.0	0.0	0.0	0.0	0.0	0.0
23	0.0	0.0	0.0	0.0	0.0	0.0	0.0	0.0	0.0	0.0	0.0	0.0	0.0	0.0	0.0	0.0	0.0	0.0	0.0	0.0
24	0.1	0.1	0.1	0.1	0.1	0.1	0.1	0.1	0.1	0.0	0.0	0.0	0.0	0.0	0.0	0.0	0.0	0.0	0.0	0.0
25	0.0	0.0	0.0	0.0	0.0	0.0	0.0	0.0	0.0	0.1	0.0	0.0	0.0	0.0	0.0	0.0	0.0	0.0	0.0	0.0
26	0.0	0.0	0.0	0.0	0.0	0.0	0.0	0.0	0.0	0.0	0.0	0.0	0.0	0.0	0.0	0.0	0.0	0.0	0.0	0.0
27	0.0	0.0	0.0	0.0	0.0	0.0	0.0	0.0	0.0	0.0	0.0	0.0	0.0	0.0	0.0	0.0	0.0	0.0	0.0	0.0
28	0.0	0.0	0.0	0.0	0.0	0.0	0.0	0.0	0.0	0.0	0.0	0.0	0.0	0.0	0.0	0.0	0.0	0.0	0.0	0.0
29	0.0	0.0	0.0	0.0	0.0	0.0	0.0	0.0	0.0	0.0	0.0	0.0	0.0	0.0	0.0	0.0	0.0	0.0	0.0	0.0
30	0.0	0.0	0.0	0.0	0.1	0.1	0.1	0.1	0.1	0.0	0.0	0.0	0.0	0.0	0.0	0.0	0.0	0.0	0.0	0.0
31	0.0	0.0	0.0	0.0	0.0	0.0	0.0	0.0	0.0	0.0	0.0	0.0	0.0	0.0	0.0	0.0	0.0	0.0	0.0	0.0
32	0.0	0.0	0.0	0.0	0.0	0.0	0.0	0.0	0.0	0.0	0.0	0.0	0.0	0.0	0.0	0.0	0.0	0.0	0.0	0.0
33	0.0	0.0	0.0	0.0	0.0	0.0	0.0	0.0	0.0	0.0	0.0	0.0	0.0	0.0	0.0	0.0	0.0	0.0	0.0	0.0
34	0.0	0.0	0.0	0.0	0.0	0.0	0.0	0.0	0.0	0.0	0.0	0.0	0.0	0.0	0.0	0.0	0.0	0.0	0.0	0.0
35	0.0	0.0	0.0	0.0	0.0	0.0	0.0	0.0	0.0	0.0	0.0	0.0	0.0	0.0	0.0	0.0	0.0	0.0	0.0	0.0
36	0.0	0.0	0.0	0.0	0.0	0.0	0.0	0.0	0.0	0.0	0.0	0.0	0.0	0.0	0.0	0.0	0.0	0.0	0.0	0.0
37	0.0	0.0	0.0	0.0	0.0	0.0	0.0	0.0	0.0	0.0	0.0	0.0	0.0	0.0	0.0	0.0	0.0	0.0	0.0	0.0
38	0.0	0.0	0.0	0.0	0.0	0.0	0.0	0.0	0.0	0.0	0.0	0.0	0.0	0.0	0.0	0.0	0.0	0.0	0.0	0.0
39	0.0	0.0	0.0	0.0	0.0	0.0	0.0	0.0	0.0	0.0	0.0	0.0	0.0	0.0	0.0	0.0	0.0	0.0	0.0	0.0

DATE : 8/27/21
TIME : 9:56: 6

RECEPTOR - LINK MATRIX FOR THE ANGLE PRODUCING
THE MAXIMUM CONCENTRATION FOR EACH RECEPTOR

CO/LINK (PPM)
ANGLE (DEGREES)

LINK #	REC21 0 0	REC22 0	REC23 0	REC24 0	REC25 0	REC26 0	REC27 0	REC28 0	REC29 0	REC30 0	REC31 0	REC32 0	REC33 0	REC34 0	REC35 0	REC36 0	REC37 0	REC38 0	REC39 0	REC40
1	0.0	0.0	0.0	0.0	0.0	0.0	0.0	0.0	0.0	0.0	0.0	0.0	0.0	0.0	0.0	0.0	0.0	0.0	0.0	0.0
2	0.0	0.0	0.0	0.0	0.0	0.0	0.0	0.0	0.0	0.0	0.0	0.0	0.0	0.0	0.0	0.0	0.0	0.0	0.0	0.0
3	0.0	0.0	0.0	0.0	0.0	0.0	0.0	0.0	0.0	0.0	0.0	0.0	0.0	0.0	0.0	0.0	0.0	0.0	0.0	0.0
4	0.0	0.0	0.0	0.0	0.0	0.0	0.0	0.0	0.0	0.0	0.0	0.0	0.0	0.0	0.0	0.0	0.0	0.0	0.0	0.0
5	0.0	0.0	0.0	0.0	0.0	0.0	0.0	0.0	0.0	0.0	0.0	0.0	0.0	0.0	0.0	0.0	0.0	0.0	0.0	0.0
6	0.0	0.0	0.0	0.0	0.0	0.0	0.0	0.0	0.0	0.0	0.0	0.0	0.0	0.0	0.0	0.0	0.0	0.0	0.0	0.0
7	0.0	0.0	0.0	0.0	0.0	0.0	0.0	0.0	0.0	0.0	0.0	0.0	0.0	0.0	0.0	0.0	0.0	0.0	0.0	0.0
8	0.0	0.0	0.0	0.0	0.0	0.0	0.0	0.0	0.0	0.0	0.0	0.0	0.0	0.0	0.0	0.0	0.0	0.0	0.0	0.0
9	0.0	0.0	0.0	0.0	0.0	0.0	0.0	0.0	0.0	0.0	0.0	0.0	0.0	0.0	0.0	0.0	0.0	0.0	0.0	0.0
10	0.0	0.0	0.0	0.0	0.0	0.0	0.0	0.0	0.0	0.0	0.0	0.0	0.0	0.0	0.0	0.0	0.0	0.0	0.0	0.0
11	0.0	0.0	0.0	0.0	0.0	0.0	0.0	0.0	0.0	0.0	0.0	0.0	0.0	0.0	0.0	0.0	0.0	0.0	0.0	0.0
12	0.0	0.0	0.0	0.0	0.0	0.0	0.0	0.0	0.0	0.0	0.0	0.0	0.0	0.0	0.0	0.0	0.0	0.0	0.0	0.0
13	0.0	0.0	0.0	0.0	0.0	0.0	0.0	0.0	0.0	0.0	0.0	0.0	0.0	0.0	0.0	0.0	0.0	0.0	0.0	0.0
14	0.0	0.0	0.0	0.0	0.0	0.0	0.0	0.0	0.0	0.0	0.0	0.0	0.0	0.0	0.0	0.0	0.0	0.0	0.0	0.0
15	0.0	0.0	0.0	0.0	0.0	0.0	0.0	0.0	0.0	0.0	0.0	0.0	0.0	0.0	0.0	0.0	0.0	0.0	0.0	0.0
16	0.0	0.0	0.0	0.0	0.0	0.0	0.0	0.0	0.0	0.0	0.0	0.0	0.0	0.0	0.0	0.0	0.0	0.0	0.0	0.0
17	0.0	0.0	0.0	0.0	0.0	0.0	0.0	0.0	0.0	0.0	0.0	0.0	0.0	0.0	0.0	0.0	0.0	0.0	0.0	0.0
18	0.0	0.0	0.0	0.0	0.0	0.0	0.0	0.0	0.0	0.0	0.0	0.0	0.0	0.0	0.0	0.0	0.0	0.0	0.0	0.0
19	0.0	0.0	0.0	0.0	0.0	0.0	0.0	0.0	0.0	0.0	0.0	0.0	0.0	0.0	0.0	0.0	0.0	0.0	0.0	0.0
20	0.0	0.0	0.0	0.0	0.0	0.0	0.0	0.0	0.0	0.0	0.0	0.0	0.0	0.0	0.0	0.0	0.0	0.0	0.0	0.0
21	0.0	0.0	0.0	0.0	0.0	0.0	0.0	0.0	0.0	0.0	0.0	0.0	0.0	0.0	0.0	0.0	0.0	0.0	0.0	0.0
22	0.0	0.0	0.0	0.0	0.0	0.0	0.0	0.0	0.0	0.0	0.0	0.0	0.0	0.0	0.0	0.0	0.0	0.0	0.0	0.0
23	0.0	0.0	0.0	0.0	0.0	0.0	0.0	0.0	0.0	0.0	0.0	0.0	0.0	0.0	0.0	0.0	0.0	0.0	0.0	0.0
24	0.0	0.0	0.0	0.0	0.0	0.0	0.0	0.0	0.0	0.0	0.0	0.0	0.0	0.0	0.0	0.0	0.0	0.0	0.0	0.0
25	0.0	0.0	0.0	0.0	0.0	0.0	0.0	0.0	0.0	0.0	0.0	0.0	0.0	0.0	0.0	0.0	0.0	0.0	0.0	0.0
26	0.0	0.0	0.0	0.0	0.0	0.0	0.0	0.0	0.0	0.0	0.0	0.0	0.0	0.0	0.0	0.0	0.0	0.0	0.0	0.0
27	0.0	0.0	0.0	0.0	0.0	0.0	0.0	0.0	0.0	0.0	0.0	0.0	0.0	0.0	0.0	0.0	0.0	0.0	0.0	0.0
28	0.0	0.0	0.0	0.0	0.0	0.0	0.0	0.0	0.0	0.0	0.0	0.0	0.0	0.0	0.0	0.0	0.0	0.0	0.0	0.0
29	0.0	0.0	0.0	0.0	0.0	0.0	0.0	0.0	0.0	0.0	0.0	0.0	0.0	0.0	0.0	0.0	0.0	0.0	0.0	0.0
30	0.0	0.0	0.0	0.0	0.0	0.0	0.0	0.0	0.0	0.0	0.0	0.0	0.0	0.0	0.0	0.0	0.0	0.0	0.0	0.0
31	0.0	0.0	0.0	0.0	0.0	0.0	0.0	0.0	0.0	0.0	0.0	0.0	0.0	0.0	0.0	0.0	0.0	0.0	0.0	0.0
32	0.0	0.0	0.0	0.0	0.0	0.0	0.0	0.0	0.0	0.0	0.0	0.0	0.0	0.0	0.0	0.0	0.0	0.0	0.0	0.0
33	0.0	0.0	0.0	0.0	0.0	0.0	0.0	0.0	0.0	0.0	0.0	0.0	0.0	0.0	0.0	0.0	0.0	0.0	0.0	0.0
34	0.0	0.0	0.0	0.0	0.0	0.0	0.0	0.0	0.0	0.0	0.0	0.0	0.0	0.0	0.0	0.0	0.0	0.0	0.0	0.0

35	*	0.0	0.0	0.0	0.0	0.0	0.0	0.0	0.0	0.0	0.0	0.0	0.0	0.0	0.0	0.0	0.0	0.0	0.0	0.0	0.0
36	*	0.0	0.0	0.0	0.0	0.0	0.0	0.0	0.0	0.0	0.0	0.0	0.0	0.0	0.0	0.0	0.0	0.0	0.0	0.0	0.0
37	*	0.0	0.0	0.0	0.0	0.0	0.0	0.0	0.0	0.0	0.0	0.0	0.0	0.0	0.0	0.0	0.0	0.0	0.0	0.0	0.0
38	*	0.0	0.0	0.0	0.0	0.0	0.0	0.0	0.0	0.0	0.0	0.0	0.0	0.0	0.0	0.0	0.0	0.0	0.0	0.0	0.0
39	*	0.0	0.0	0.0	0.0	0.0	0.0	0.0	0.0	0.0	0.0	0.0	0.0	0.0	0.0	0.0	0.0	0.0	0.0	0.0	0.0

JOB: SR101L&67thAveTI (2040NoBuild) RUN: 2040NoBuild 67thAve TI AM

DATE : 8/27/21
TIME : 9:56: 6

RECEPTOR - LINK MATRIX FOR THE ANGLE PRODUCING
THE MAXIMUM CONCENTRATION FOR EACH RECEPTOR

		CO/LINK (PPM)								
	*	ANGLE (DEGREES)								
	*	REC41	REC42	REC43	REC44	REC45	REC46	REC47	REC48	REC49
LINK #	*	90	0	0	0	0	0	0	0	0
1	*	0.0	0.0	0.0	0.0	0.0	0.0	0.0	0.0	0.0
2	*	0.0	0.0	0.0	0.0	0.0	0.0	0.0	0.0	0.0
3	*	0.0	0.0	0.0	0.0	0.0	0.0	0.0	0.0	0.0
4	*	0.0	0.0	0.0	0.0	0.0	0.0	0.0	0.0	0.0
5	*	0.0	0.0	0.0	0.0	0.0	0.0	0.0	0.0	0.0
6	*	0.0	0.0	0.0	0.0	0.0	0.0	0.0	0.0	0.0
7	*	0.0	0.0	0.0	0.0	0.0	0.0	0.0	0.0	0.0
8	*	0.0	0.0	0.0	0.0	0.0	0.0	0.0	0.0	0.0
9	*	0.0	0.0	0.0	0.0	0.0	0.0	0.0	0.0	0.0
10	*	0.0	0.0	0.0	0.0	0.0	0.0	0.0	0.0	0.0
11	*	0.0	0.0	0.0	0.0	0.0	0.0	0.0	0.0	0.0
12	*	0.1	0.0	0.0	0.0	0.0	0.0	0.0	0.0	0.0
13	*	0.0	0.0	0.0	0.0	0.0	0.0	0.0	0.0	0.0
14	*	0.0	0.0	0.0	0.0	0.0	0.0	0.0	0.0	0.0
15	*	0.0	0.0	0.0	0.0	0.0	0.0	0.0	0.0	0.0
16	*	0.0	0.0	0.0	0.0	0.0	0.0	0.0	0.0	0.0
17	*	0.0	0.0	0.0	0.0	0.0	0.0	0.0	0.0	0.0
18	*	0.0	0.0	0.0	0.0	0.0	0.0	0.0	0.0	0.0
19	*	0.0	0.0	0.0	0.0	0.0	0.0	0.0	0.0	0.0
20	*	0.0	0.0	0.0	0.0	0.0	0.0	0.0	0.0	0.0
21	*	0.0	0.0	0.0	0.0	0.0	0.0	0.0	0.0	0.0
22	*	0.0	0.0	0.0	0.0	0.0	0.0	0.0	0.0	0.0
23	*	0.0	0.0	0.0	0.0	0.0	0.0	0.0	0.0	0.0
24	*	0.0	0.0	0.0	0.0	0.0	0.0	0.0	0.0	0.0
25	*	0.0	0.0	0.0	0.0	0.0	0.0	0.0	0.0	0.0
26	*	0.0	0.0	0.0	0.0	0.0	0.0	0.0	0.0	0.0
27	*	0.0	0.0	0.0	0.0	0.0	0.0	0.0	0.0	0.0

```
28  *   0.0   0.0   0.0   0.0   0.0   0.0   0.0   0.0   0.0
29  *   0.0   0.0   0.0   0.0   0.0   0.0   0.0   0.0   0.0
30  *   0.0   0.0   0.0   0.0   0.0   0.0   0.0   0.0   0.0
31  *   0.0   0.0   0.0   0.0   0.0   0.0   0.0   0.0   0.0
32  *   0.0   0.0   0.0   0.0   0.0   0.0   0.0   0.0   0.0
33  *   0.0   0.0   0.0   0.0   0.0   0.0   0.0   0.0   0.0
34  *   0.0   0.0   0.0   0.0   0.0   0.0   0.0   0.0   0.0
35  *   0.0   0.0   0.0   0.0   0.0   0.0   0.0   0.0   0.0
36  *   0.0   0.0   0.0   0.0   0.0   0.0   0.0   0.0   0.0
37  *   0.0   0.0   0.0   0.0   0.0   0.0   0.0   0.0   0.0
38  *   0.0   0.0   0.0   0.0   0.0   0.0   0.0   0.0   0.0
39  *   0.0   0.0   0.0   0.0   0.0   0.0   0.0   0.0   0.0
```

CAL3QHC: LINE SOURCE DISPERSION MODEL - VERSION 2.0 Dated 95221 PAGE 1

JOB: SR101L&67thAveTI (2040NoBuild) RUN: 2040NoBuild 67thAve TI AM

DATE : 8/27/21
TIME : 9:56:14

The MODE flag has been set to C for calculating CO averages.

SITE & METEOROLOGICAL VARIABLES

VS = 0.0 CM/S VD = 0.0 CM/S Z0 = 108. CM
U = 1.0 M/S CLAS = 4 (D) ATIM = 60. MINUTES MIXH = 1000. M AMB = 0.0 PPM

LINK VARIABLES

LINK DESCRIPTION	LINK COORDINATES (FT) X1	Y1	X2	Y2	LENGTH (FT)	BRG (DEG)	TYPE	VPH	EF (G/MI)	H (FT)	W (FT)	V/C	QUEUE (VEH)
1. 1_SR101_EB_ML_S1	611363.2	970723.0	612413.8	970773.2	1052.	87.	DP	7358.	0.6	-15.0	68.0		
2. 2_SR101_EB_ML_S2	612413.8	970773.2	613432.4	970822.5	1020.	87.	DP	7358.	0.6	-20.0	68.0		
3. 3_SR101_EB_ML_S3	613432.4	970822.5	614514.4	970872.8	1083.	87.	DP	7358.	0.6	-15.0	68.0		
4. 4_SR101_WB_ML_S1	612408.8	970842.7	611362.7	970792.4	1047.	267.	DP	5062.	0.5	-15.0	68.0		
5. 5_SR101_WB_ML_S2	613426.6	970891.7	612408.8	970842.7	1019.	267.	DP	5062.	0.5	-20.0	68.0		
6. 6_SR101_WB_ML_S3	614511.4	970942.6	613426.6	970891.7	1086.	267.	DP	5062.	0.5	-15.0	68.0		
7. 7_EB_frontage_road_S	611369.8	970576.8	612441.6	970592.7	1072.	89.	AG	422.	0.6	0.0	44.0		
8. 8_EB_frontage_road_S	612441.0	970607.9	612967.6	970618.0	527.	89.	AG	889.	0.6	0.0	68.0		
9. 9_EB_67th Ave offram	612885.9	970602.7	612938.7	970557.3	70.	131.	AG	113.	0.6	0.0	32.0		
10. 10_EB_67th_Ave_offra	611366.5	970682.2	612440.9	970619.7	1076.	93.	DP	409.	0.7	-10.0	32.0		
11. 11_67th_Ave_NB_onram	613018.9	970553.2	613072.6	970621.1	87.	38.	AG	364.	0.6	0.0	32.0		
12. 12_EB_67th_Ave_onram	612972.0	970632.3	613386.7	970659.1	416.	86.	AG	2037.	0.8	0.0	56.0		
13. 13_EB_67th_Ave_onram	613385.5	970671.2	614515.5	970831.3	1141.	82.	DP	1218.	0.5	-10.0	44.0		
14. 14_EB_frontage_road_	613387.3	970645.6	614518.9	970720.9	1134.	86.	AG	647.	0.8	0.0	44.0		
15. 15_WB_67th_Ave_offra	614507.5	970995.8	613531.5	971056.2	978.	274.	DP	877.	0.9	-10.0	32.0		
16. 16_WB_frontage_road_	614518.6	971111.4	613534.4	971079.4	985.	268.	AG	255.	0.7	0.0	32.0		
17. 17_WB_67th_Ave_offra	613531.5	971056.2	612981.4	971043.2	550.	269.	AG	877.	0.7	0.0	44.0		
18. 18_WB_frontage_road_	613534.3	971078.9	612985.6	971064.3	549.	268.	AG	255.	0.7	0.0	44.0		
19. 19_WB_67th_Ave_offra	613075.6	971073.4	613014.1	971113.8	74.	303.	AG	444.	0.6	0.0	32.0		
20. 20_WB_67th_Ave_onram	612932.7	971133.8	612877.7	971050.2	100.	213.	AG	472.	0.6	0.0	32.0		
21. 21_WB_67th_Ave_onram	612979.5	971043.7	612571.4	971010.8	409.	265.	AG	702.	0.5	0.0	56.0		
22. 22_WB_frontage_road_	612570.9	971023.6	611359.9	970946.4	1213.	266.	AG	219.	0.6	0.0	44.0		
23. 23_WB_67th_Ave_onram	612572.6	970997.4	611363.7	970838.7	1219.	263.	DP	424.	0.5	-10.0	44.0		
24. 24_SB_67th_Ave_S1	612958.2	971834.8	612960.2	971063.4	771.	180.	AG	2527.	1.1	0.0	56.0		
25. 25_SB_67th_Ave_S2	612960.2	971063.4	612948.7	970613.7	450.	181.	BR	2481.	1.1	0.0	68.0		
26. 26_SB_67th_Ave_S3	612948.7	970613.7	612952.8	969931.1	683.	180.	AG	1343.	0.8	0.0	44.0		
27. 27_SB_67th_Ave_left	612971.1	970692.7	613065.6	970636.9	110.	121.	AG	1021.	0.6	0.0	44.0		
28. 28_NB_67th_Ave_S1	613001.7	969939.4	613001.0	970612.9	673.	360.	AG	803.	0.6	0.0	44.0		

```
 29. 29_NB_67th_Ave_S2   * 613001.0  970612.9  613003.3  971063.0 *     450.     0. BR    794.   0.6   0.0 56.0
 30. 30_NB_67th_Ave_S3   * 613003.3  971063.0  613002.5  971831.7 *     769.   360. AG   1393.   0.9   0.0 44.0
 31. 31_NB_67th_Ave_left * 612986.5  970989.7  612914.2  971034.2 *      85.   302. AG     86.   0.5   0.0 32.0
 32. 32_EB_67th_offramp_Q* 612912.2  970616.4  612862.5  970614.1 *      50.   268. AG      3. 100.0   0.0 48.0 0.28   2.5
 33. 33_WB_67th_offramp_Q* 613039.7  971055.1  613157.3  971058.3 *     118.    88. AG      4. 100.0   0.0 48.0 0.30   6.0
 34. 34_SB_67th_Ave_Queue* 612953.9  971091.0  612955.2  971434.9 *     344.     0. AG      8. 100.0   0.0 60.0 0.88  17.5
 35. 35T_SB_67th_Ave_brid* 612947.5  970679.9  612949.7  970785.9 *     106.     1. BR      2. 100.0   0.0 24.0 0.47   5.4
 36. 35L_SB_67th_Ave_brid* 612969.6  970695.5  612967.0  973659.4 *    2964.   360. BR      3. 100.0   0.0 24.0 1.56 150.6
 37. 36T_NB_67th_Ave_brid* 613005.2  970980.6  613004.3  970793.5 *     187.   180. BR      2. 100.0   0.0 24.0 0.41   9.5
 38. 36L_NB_67th_Ave_brid* 612988.4  970962.5  612989.0  970413.7 *     549.   180. BR      2. 100.0   0.0 12.0 1.39  27.9
 39. 37_NB_67th_Ave_Queue* 613003.5  970578.4  613003.3  970476.4 *     102.   180. AG      8. 100.0   0.0 48.0 0.78   5.2
                                                                                                          PAGE  2
 JOB: SR101L&67thAveTI (2040NoBuild)                        RUN: 2040NoBuild 67thAve TI AM

 DATE :  8/27/21
 TIME :  9:56:14

  ADDITIONAL QUEUE LINK PARAMETERS
  --------------------------------
    LINK DESCRIPTION     *    CYCLE    RED     CLEARANCE  APPROACH  SATURATION   IDLE   SIGNAL   ARRIVAL
                         *    LENGTH   TIME    LOST TIME    VOL     FLOW RATE   EM FAC   TYPE     RATE
                         *     (SEC)   (SEC)    (SEC)      (VPH)      (VPH)    (gm/hr)
 ------------------------*-------------------------------- --------- ------------------- -----------------
 32. 32_EB_67th_offramp_Q*     117       41       5.0       889       1356       0.92      2        3
 33. 33_WB_67th_offramp_Q*     205       75       5.0      1148       1600       0.92      2        3
 34. 34_SB_67th_Ave_Queue*     205      131       5.0      2402       1676       0.92      2        3
 35. 35T_SB_67th_Ave_brid*     117       37       5.0      1048       1780       0.92      2        3
 36. 35L_SB_67th_Ave_brid*     117       79       5.0      1433       1730       0.92      2        3
 37. 36T_NB_67th_Ave_brid*     205       86       5.0       796       1780       0.92      2        3
 38. 36L_NB_67th_Ave_brid*     205      173       5.0       135        796       0.92      2        3
 39. 37_NB_67th_Ave_Queue*     117       92       5.0       803       1670       0.92      2        3

  RECEPTOR LOCATIONS
  ------------------
                         *          COORDINATES (FT)          *
    RECEPTOR             *      X          Y          Z       *
-------------------------*-------------------------------------*
 1. R50                  *    612918.8   969988.0        5.9   *
 2. R51                  *    612920.1   970070.0        5.9   *
 3. R52                  *    612921.4   970152.0        5.9   *
 4. R53                  *    612925.2   970233.9        5.9   *
 5. R54                  *    612925.2   970317.3        5.9   *
 6. R55                  *    612925.2   970399.3        5.9   *
 7. R56                  *    612925.2   970481.4        5.9   *
 8. R57                  *    612925.2   970563.3        5.9   *
 9. R58                  *    612917.9   970660.5        5.9   *
10. R59                  *    612843.2   970564.3        5.9   *
```

```
11. R60                  *    612761.2   970563.6        5.9   *
12. R61                  *    612679.2   970563.0        5.9   *
13. R62                  *    612597.2   970562.3        5.9   *
14. R63                  *    612515.2   970561.5        5.9   *
15. R64                  *    612433.2   970560.9        5.9   *
16. R65                  *    612351.2   970560.2        5.9   *
17. R66                  *    612269.3   970559.5        5.9   *
18. R67                  *    612187.2   970558.9        5.9   *
19. R68                  *    612105.3   970558.2        5.9   *
20. R69                  *    612023.3   970557.5        5.9   *
21. R70                  *    611941.4   970551.8        5.9   *
22. R71                  *    611859.5   970551.0        5.9   *
23. R72                  *    611777.5   970550.3        5.9   *
24. R73                  *    611695.4   970549.5        5.9   *
25. R74                  *    612922.6   971822.9        5.9   *
26. R75                  *    612921.4   971741.0        5.9   *
27. R76                  *    612920.1   971659.0        5.9   *
28. R77                  *    612917.4   971577.1        5.9   *
29. R78                  *    612918.5   971495.0        5.9   *
30. R79                  *    612917.3   971413.0        5.9   *
31. R80                  *    612913.6   971331.2        5.9   *
32. R81                  *    612901.4   971250.6        5.9   *
33. R82                  *    612900.1   971168.6        5.9   *
34. R83                  *    612898.8   971086.7        5.9   *
35. R84                  *    612837.2   971301.6        5.9   *
36. R85                  *    612760.6   971272.2        5.9   *
37. R86                  *    612762.4   971190.2        5.9   *
```


JOB: SR101L&67thAveTI (2040NoBuild) RUN: 2040NoBuild 67thAve TI AM

DATE : 8/27/21
TIME : 9:56:14

RECEPTOR LOCATIONS

```
                         *          COORDINATES (FT)          *
  RECEPTOR               *      X          Y          Z       *
---------------- --------*-----------------------------------*
38. R87                  *    612680.5   971173.9        5.9   *
39. R88                  *    612599.0   971165.2        5.9   *
40. R89                  *    612517.4   971156.6        5.9   *
41. R90                  *    612435.9   971148.0        5.9   *
42. R91                  *    612354.2   971140.9        5.9   *
43. R92                  *    612272.8   971130.8        5.9   *
44. R93                  *    612191.2   971122.1        5.9   *
45. R94                  *    612109.7   971113.4        5.9   *
```

```
    46. R95                  *    612028.2   971104.8        5.9   *
    47. R96                  *    611946.6   971096.2        5.9   *
    48. R97                  *    611865.2   971087.5        5.9   *
    49. R98                  *    611783.6   971078.9        5.9   *
    50. R99                  *    611700.6   971071.6        5.9   *
                                                                                                                                PAGE  4
     JOB: SR101L&67thAveTI (2040NoBuild)                        RUN: 2040NoBuild 67thAve TI AM

      MODEL RESULTS
      -------------

      REMARKS : In search of the angle corresponding to
                the maximum concentration, only the first
                angle, of the angles with same maximum
                concentrations, is indicated as maximum.

WIND ANGLE RANGE:   0.-360.

WIND  * CONCENTRATION
ANGLE *      (PPM)
(DEGR)* REC1  REC2  REC3  REC4  REC5  REC6  REC7  REC8  REC9  REC10 REC11 REC12 REC13 REC14 REC15 REC16 REC17 REC18 REC19 REC20
------*-------------------------------------------------------------------------------------------------------------------------
  0.  *   0.0   0.0   0.0   0.0   0.0   0.0   0.0   0.1   0.1   0.0   0.0   0.0   0.0   0.0   0.0   0.0   0.0   0.0   0.0   0.0
 10.  *   0.0   0.0   0.0   0.1   0.1   0.1   0.1   0.1   0.1   0.0   0.0   0.0   0.0   0.0   0.0   0.0   0.0   0.0   0.0   0.0
 20.  *   0.0   0.0   0.1   0.1   0.1   0.1   0.0   0.1   0.1   0.0   0.0   0.0   0.0   0.0   0.0   0.0   0.0   0.0   0.0   0.0
 30.  *   0.0   0.0   0.0   0.0   0.0   0.0   0.0   0.0   0.1   0.0   0.0   0.0   0.0   0.0   0.0   0.0   0.0   0.0   0.0   0.0
 40.  *   0.0   0.0   0.0   0.0   0.0   0.0   0.0   0.0   0.1   0.0   0.0   0.0   0.0   0.0   0.0   0.0   0.0   0.0   0.0   0.0
 50.  *   0.0   0.0   0.0   0.0   0.0   0.0   0.0   0.0   0.1   0.0   0.0   0.0   0.0   0.0   0.0   0.0   0.0   0.0   0.0   0.0
 60.  *   0.0   0.0   0.0   0.0   0.0   0.0   0.0   0.0   0.1   0.0   0.0   0.0   0.0   0.0   0.0   0.0   0.0   0.0   0.0   0.0
 70.  *   0.0   0.0   0.0   0.0   0.0   0.0   0.0   0.0   0.1   0.0   0.0   0.0   0.0   0.0   0.0   0.0   0.0   0.0   0.0   0.0
 80.  *   0.0   0.0   0.0   0.0   0.0   0.0   0.0   0.0   0.1   0.0   0.0   0.0   0.0   0.0   0.0   0.0   0.0   0.0   0.0   0.0
 90.  *   0.0   0.0   0.0   0.0   0.0   0.0   0.0   0.0   0.1   0.0   0.0   0.0   0.0   0.0   0.0   0.0   0.0   0.0   0.0   0.0
100.  *   0.0   0.0   0.0   0.0   0.0   0.0   0.0   0.0   0.2   0.0   0.0   0.0   0.0   0.0   0.0   0.0   0.0   0.0   0.0   0.0
110.  *   0.0   0.0   0.0   0.0   0.0   0.0   0.0   0.0   0.1   0.0   0.0   0.0   0.0   0.0   0.0   0.0   0.0   0.0   0.0   0.0
120.  *   0.0   0.0   0.0   0.0   0.0   0.0   0.0   0.0   0.1   0.0   0.0   0.0   0.0   0.0   0.0   0.0   0.0   0.0   0.0   0.0
130.  *   0.0   0.0   0.0   0.0   0.0   0.0   0.0   0.0   0.1   0.0   0.0   0.0   0.0   0.0   0.0   0.0   0.0   0.0   0.0   0.0
140.  *   0.0   0.0   0.0   0.0   0.0   0.0   0.0   0.0   0.1   0.0   0.0   0.0   0.0   0.0   0.0   0.0   0.0   0.0   0.0   0.0
150.  *   0.0   0.0   0.0   0.0   0.0   0.1   0.1   0.1   0.1   0.0   0.0   0.0   0.0   0.0   0.0   0.0   0.0   0.0   0.0   0.0
160.  *   0.0   0.0   0.0   0.1   0.1   0.1   0.1   0.1   0.1   0.0   0.0   0.0   0.0   0.0   0.0   0.0   0.0   0.0   0.0   0.0
170.  *   0.0   0.0   0.0   0.1   0.1   0.1   0.1   0.1   0.0   0.0   0.0   0.0   0.0   0.0   0.0   0.0   0.0   0.0   0.0   0.0
180.  *   0.0   0.0   0.0   0.0   0.0   0.0   0.0   0.1   0.0   0.0   0.0   0.0   0.0   0.0   0.0   0.0   0.0   0.0   0.0   0.0
190.  *   0.0   0.0   0.0   0.0   0.0   0.0   0.0   0.0   0.0   0.0   0.0   0.0   0.0   0.0   0.0   0.0   0.0   0.0   0.0   0.0
200.  *   0.0   0.0   0.0   0.0   0.0   0.0   0.0   0.0   0.0   0.0   0.0   0.0   0.0   0.0   0.0   0.0   0.0   0.0   0.0   0.0
210.  *   0.0   0.0   0.0   0.0   0.0   0.0   0.0   0.0   0.0   0.0   0.0   0.0   0.0   0.0   0.0   0.0   0.0   0.0   0.0   0.0
220.  *   0.0   0.0   0.0   0.0   0.0   0.0   0.0   0.0   0.0   0.0   0.0   0.0   0.0   0.0   0.0   0.0   0.0   0.0   0.0   0.0
230.  *   0.0   0.0   0.0   0.0   0.0   0.0   0.0   0.0   0.0   0.0   0.0   0.0   0.0   0.0   0.0   0.0   0.0   0.0   0.0   0.0
240.  *   0.0   0.0   0.0   0.0   0.0   0.0   0.0   0.0   0.0   0.0   0.0   0.0   0.0   0.0   0.0   0.0   0.0   0.0   0.0   0.0
```

250.	*	0.0	0.0	0.0	0.0	0.0	0.0	0.0	0.0	0.0	0.0	0.0	0.0	0.0	0.0	0.0	0.0	0.0	0.0	0.0	0.0
260.	*	0.0	0.0	0.0	0.0	0.0	0.0	0.0	0.0	0.0	0.0	0.0	0.0	0.0	0.0	0.0	0.0	0.0	0.0	0.0	0.0
270.	*	0.0	0.0	0.0	0.0	0.0	0.0	0.0	0.0	0.0	0.0	0.0	0.0	0.0	0.0	0.0	0.0	0.0	0.0	0.0	0.0
280.	*	0.0	0.0	0.0	0.0	0.0	0.0	0.0	0.0	0.0	0.0	0.0	0.0	0.0	0.0	0.0	0.0	0.0	0.0	0.0	0.0
290.	*	0.0	0.0	0.0	0.0	0.0	0.0	0.0	0.0	0.0	0.0	0.0	0.0	0.0	0.0	0.0	0.0	0.0	0.0	0.0	0.0
300.	*	0.0	0.0	0.0	0.0	0.0	0.0	0.0	0.0	0.0	0.0	0.0	0.0	0.0	0.0	0.0	0.0	0.0	0.0	0.0	0.0
310.	*	0.0	0.0	0.0	0.0	0.0	0.0	0.0	0.0	0.0	0.0	0.0	0.0	0.0	0.0	0.0	0.0	0.0	0.0	0.0	0.0
320.	*	0.0	0.0	0.0	0.0	0.0	0.0	0.0	0.0	0.0	0.0	0.0	0.0	0.0	0.0	0.0	0.0	0.0	0.0	0.0	0.0
330.	*	0.0	0.0	0.0	0.0	0.0	0.0	0.0	0.0	0.0	0.0	0.0	0.0	0.0	0.0	0.0	0.0	0.0	0.0	0.0	0.0
340.	*	0.0	0.0	0.0	0.0	0.0	0.0	0.0	0.0	0.0	0.0	0.0	0.0	0.0	0.0	0.0	0.0	0.0	0.0	0.0	0.0
350.	*	0.0	0.0	0.0	0.0	0.0	0.0	0.0	0.0	0.1	0.0	0.0	0.0	0.0	0.0	0.0	0.0	0.0	0.0	0.0	0.0
360.	*	0.0	0.0	0.0	0.0	0.0	0.0	0.0	0.1	0.1	0.0	0.0	0.0	0.0	0.0	0.0	0.0	0.0	0.0	0.0	0.0
MAX	*	0.0	0.0	0.1	0.1	0.1	0.1	0.1	0.1	0.2	0.0	0.0	0.0	0.0	0.0	0.0	0.0	0.0	0.0	0.0	0.0
DEGR.	*	0	0	20	10	10	10	10	0	100	0	0	0	0	0	0	0	0	0	0	0

JOB: SR101L&67thAveTI (2040NoBuild) RUN: 2040NoBuild 67thAve TI AM

MODEL RESULTS

REMARKS : In search of the angle corresponding to the maximum concentration, only the first angle, of the angles with same maximum concentrations, is indicated as maximum.

WIND ANGLE RANGE: 0.-360.

WIND ANGLE (DEGR)	*	CONCENTRATION (PPM) REC21	REC22	REC23	REC24	REC25	REC26	REC27	REC28	REC29	REC30	REC31	REC32	REC33	REC34	REC35	REC36	REC37	REC38	REC39	REC40
0.	*	0.0	0.0	0.0	0.0	0.0	0.0	0.0	0.0	0.1	0.1	0.0	0.0	0.0	0.0	0.0	0.0	0.0	0.0	0.0	0.0
10.	*	0.0	0.0	0.0	0.0	0.0	0.0	0.1	0.1	0.1	0.1	0.1	0.1	0.1	0.1	0.0	0.0	0.0	0.0	0.0	0.0
20.	*	0.0	0.0	0.0	0.0	0.0	0.1	0.1	0.1	0.1	0.1	0.1	0.1	0.1	0.1	0.0	0.0	0.0	0.0	0.0	0.0
30.	*	0.0	0.0	0.0	0.0	0.0	0.1	0.1	0.1	0.1	0.1	0.1	0.1	0.1	0.1	0.0	0.0	0.0	0.0	0.0	0.0
40.	*	0.0	0.0	0.0	0.0	0.0	0.1	0.1	0.1	0.1	0.1	0.1	0.1	0.1	0.1	0.0	0.0	0.0	0.0	0.0	0.0
50.	*	0.0	0.0	0.0	0.0	0.0	0.1	0.1	0.1	0.1	0.1	0.1	0.1	0.1	0.1	0.0	0.0	0.0	0.0	0.0	0.0
60.	*	0.0	0.0	0.0	0.0	0.0	0.1	0.1	0.1	0.1	0.1	0.1	0.1	0.1	0.1	0.0	0.0	0.0	0.0	0.0	0.0
70.	*	0.0	0.0	0.0	0.0	0.0	0.1	0.1	0.1	0.1	0.1	0.1	0.1	0.1	0.1	0.0	0.0	0.0	0.0	0.0	0.0
80.	*	0.0	0.0	0.0	0.0	0.1	0.1	0.1	0.1	0.1	0.1	0.1	0.1	0.1	0.1	0.0	0.0	0.0	0.0	0.0	0.0
90.	*	0.0	0.0	0.0	0.0	0.1	0.1	0.1	0.1	0.1	0.1	0.1	0.1	0.1	0.1	0.0	0.0	0.0	0.0	0.0	0.0
100.	*	0.0	0.0	0.0	0.0	0.1	0.1	0.1	0.1	0.1	0.1	0.1	0.1	0.1	0.0	0.0	0.0	0.0	0.0	0.0	0.0
110.	*	0.0	0.0	0.0	0.0	0.1	0.1	0.1	0.1	0.1	0.1	0.1	0.1	0.1	0.0	0.0	0.0	0.0	0.0	0.0	0.0
120.	*	0.0	0.0	0.0	0.0	0.1	0.1	0.1	0.1	0.1	0.1	0.1	0.1	0.1	0.0	0.0	0.0	0.0	0.0	0.0	0.0
130.	*	0.0	0.0	0.0	0.0	0.1	0.1	0.1	0.1	0.1	0.1	0.1	0.1	0.1	0.1	0.0	0.0	0.0	0.0	0.0	0.0

140.	*	0.0	0.0	0.0	0.0	0.1	0.1	0.1	0.1	0.1	0.1	0.1	0.1	0.1	0.1	0.0	0.0	0.0	0.0	0.0	0.0
150.	*	0.0	0.0	0.0	0.0	0.1	0.1	0.1	0.1	0.1	0.1	0.1	0.1	0.0	0.1	0.0	0.0	0.0	0.0	0.0	0.0
160.	*	0.0	0.0	0.0	0.0	0.1	0.1	0.1	0.1	0.1	0.1	0.1	0.0	0.0	0.1	0.0	0.0	0.0	0.0	0.0	0.0
170.	*	0.0	0.0	0.0	0.0	0.1	0.1	0.1	0.1	0.1	0.1	0.1	0.0	0.1	0.1	0.0	0.0	0.0	0.0	0.0	0.0
180.	*	0.0	0.0	0.0	0.0	0.1	0.1	0.1	0.1	0.1	0.0	0.0	0.0	0.0	0.0	0.0	0.0	0.0	0.0	0.0	0.0
190.	*	0.0	0.0	0.0	0.0	0.0	0.0	0.0	0.0	0.0	0.0	0.0	0.0	0.0	0.0	0.0	0.0	0.0	0.0	0.0	0.0
200.	*	0.0	0.0	0.0	0.0	0.0	0.0	0.0	0.0	0.0	0.0	0.0	0.0	0.0	0.0	0.0	0.0	0.0	0.0	0.0	0.0
210.	*	0.0	0.0	0.0	0.0	0.0	0.0	0.0	0.0	0.0	0.0	0.0	0.0	0.0	0.0	0.0	0.0	0.0	0.0	0.0	0.0
220.	*	0.0	0.0	0.0	0.0	0.0	0.0	0.0	0.0	0.0	0.0	0.0	0.0	0.0	0.0	0.0	0.0	0.0	0.0	0.0	0.0
230.	*	0.0	0.0	0.0	0.0	0.0	0.0	0.0	0.0	0.0	0.0	0.0	0.0	0.0	0.0	0.0	0.0	0.0	0.0	0.0	0.0
240.	*	0.0	0.0	0.0	0.0	0.0	0.0	0.0	0.0	0.0	0.0	0.0	0.0	0.0	0.0	0.0	0.0	0.0	0.0	0.0	0.0
250.	*	0.0	0.0	0.0	0.0	0.0	0.0	0.0	0.0	0.0	0.0	0.0	0.0	0.0	0.0	0.0	0.0	0.0	0.0	0.0	0.0
260.	*	0.0	0.0	0.0	0.0	0.0	0.0	0.0	0.0	0.0	0.0	0.0	0.0	0.0	0.0	0.0	0.0	0.0	0.0	0.0	0.0
270.	*	0.0	0.0	0.0	0.0	0.0	0.0	0.0	0.0	0.0	0.0	0.0	0.0	0.0	0.0	0.0	0.0	0.0	0.0	0.0	0.0
280.	*	0.0	0.0	0.0	0.0	0.0	0.0	0.0	0.0	0.0	0.0	0.0	0.0	0.0	0.0	0.0	0.0	0.0	0.0	0.0	0.0
290.	*	0.0	0.0	0.0	0.0	0.0	0.0	0.0	0.0	0.0	0.0	0.0	0.0	0.0	0.0	0.0	0.0	0.0	0.0	0.0	0.0
300.	*	0.0	0.0	0.0	0.0	0.0	0.0	0.0	0.0	0.0	0.0	0.0	0.0	0.0	0.0	0.0	0.0	0.0	0.0	0.0	0.0
310.	*	0.0	0.0	0.0	0.0	0.0	0.0	0.0	0.0	0.0	0.0	0.0	0.0	0.0	0.0	0.0	0.0	0.0	0.0	0.0	0.0
320.	*	0.0	0.0	0.0	0.0	0.0	0.0	0.0	0.0	0.0	0.0	0.0	0.0	0.0	0.0	0.0	0.0	0.0	0.0	0.0	0.0
330.	*	0.0	0.0	0.0	0.0	0.0	0.0	0.0	0.0	0.0	0.0	0.0	0.0	0.0	0.0	0.0	0.0	0.0	0.0	0.0	0.0
340.	*	0.0	0.0	0.0	0.0	0.0	0.0	0.0	0.0	0.0	0.0	0.0	0.0	0.0	0.0	0.0	0.0	0.0	0.0	0.0	0.0
350.	*	0.0	0.0	0.0	0.0	0.0	0.0	0.0	0.0	0.0	0.0	0.0	0.0	0.0	0.0	0.0	0.0	0.0	0.0	0.0	0.0
360.	*	0.0	0.0	0.0	0.0	0.0	0.0	0.0	0.0	0.1	0.1	0.0	0.0	0.0	0.0	0.0	0.0	0.0	0.0	0.0	0.0
MAX	*	0.0	0.0	0.0	0.0	0.1	0.1	0.1	0.1	0.1	0.1	0.1	0.1	0.1	0.1	0.0	0.0	0.0	0.0	0.0	0.0
DEGR.	*	0	0	0	0	80	20	10	10	0	0	10	10	10	10	0	0	0	0	0	0

JOB: SR101L&67thAveTI (2040NoBuild) RUN: 2040NoBuild 67thAve TI AM

MODEL RESULTS

REMARKS : In search of the angle corresponding to the maximum concentration, only the first angle, of the angles with same maximum concentrations, is indicated as maximum.

WIND ANGLE RANGE: 0.-360.

WIND ANGLE (DEGR)	*	CONCENTRATION (PPM) REC41	REC42	REC43	REC44	REC45	REC46	REC47	REC48	REC49	REC50
0.	*	0.0	0.0	0.0	0.0	0.0	0.0	0.0	0.0	0.0	0.0
10.	*	0.0	0.0	0.0	0.0	0.0	0.0	0.0	0.0	0.0	0.0
20.	*	0.0	0.0	0.0	0.0	0.0	0.0	0.0	0.0	0.0	0.0

30.	*	0.0	0.0	0.0	0.0	0.0	0.0	0.0	0.0	0.0	0.0
40.	*	0.0	0.0	0.0	0.0	0.0	0.0	0.0	0.0	0.0	0.0
50.	*	0.0	0.0	0.0	0.0	0.0	0.0	0.0	0.0	0.0	0.0
60.	*	0.0	0.0	0.0	0.0	0.0	0.0	0.0	0.0	0.0	0.0
70.	*	0.0	0.0	0.0	0.0	0.0	0.0	0.0	0.0	0.0	0.0
80.	*	0.0	0.0	0.0	0.0	0.0	0.0	0.0	0.0	0.0	0.0
90.	*	0.0	0.0	0.0	0.0	0.0	0.0	0.0	0.0	0.0	0.0
100.	*	0.0	0.0	0.0	0.0	0.0	0.0	0.0	0.0	0.0	0.0
110.	*	0.0	0.0	0.0	0.0	0.0	0.0	0.0	0.0	0.0	0.0
120.	*	0.0	0.0	0.0	0.0	0.0	0.0	0.0	0.0	0.0	0.0
130.	*	0.0	0.0	0.0	0.0	0.0	0.0	0.0	0.0	0.0	0.0
140.	*	0.0	0.0	0.0	0.0	0.0	0.0	0.0	0.0	0.0	0.0
150.	*	0.0	0.0	0.0	0.0	0.0	0.0	0.0	0.0	0.0	0.0
160.	*	0.0	0.0	0.0	0.0	0.0	0.0	0.0	0.0	0.0	0.0
170.	*	0.0	0.0	0.0	0.0	0.0	0.0	0.0	0.0	0.0	0.0
180.	*	0.0	0.0	0.0	0.0	0.0	0.0	0.0	0.0	0.0	0.0
190.	*	0.0	0.0	0.0	0.0	0.0	0.0	0.0	0.0	0.0	0.0
200.	*	0.0	0.0	0.0	0.0	0.0	0.0	0.0	0.0	0.0	0.0
210.	*	0.0	0.0	0.0	0.0	0.0	0.0	0.0	0.0	0.0	0.0
220.	*	0.0	0.0	0.0	0.0	0.0	0.0	0.0	0.0	0.0	0.0
230.	*	0.0	0.0	0.0	0.0	0.0	0.0	0.0	0.0	0.0	0.0
240.	*	0.0	0.0	0.0	0.0	0.0	0.0	0.0	0.0	0.0	0.0
250.	*	0.0	0.0	0.0	0.0	0.0	0.0	0.0	0.0	0.0	0.0
260.	*	0.0	0.0	0.0	0.0	0.0	0.0	0.0	0.0	0.0	0.0
270.	*	0.0	0.0	0.0	0.0	0.0	0.0	0.0	0.0	0.0	0.0
280.	*	0.0	0.0	0.0	0.0	0.0	0.0	0.0	0.0	0.0	0.0
290.	*	0.0	0.0	0.0	0.0	0.0	0.0	0.0	0.0	0.0	0.0
300.	*	0.0	0.0	0.0	0.0	0.0	0.0	0.0	0.0	0.0	0.0
310.	*	0.0	0.0	0.0	0.0	0.0	0.0	0.0	0.0	0.0	0.0
320.	*	0.0	0.0	0.0	0.0	0.0	0.0	0.0	0.0	0.0	0.0
330.	*	0.0	0.0	0.0	0.0	0.0	0.0	0.0	0.0	0.0	0.0
340.	*	0.0	0.0	0.0	0.0	0.0	0.0	0.0	0.0	0.0	0.0
350.	*	0.0	0.0	0.0	0.0	0.0	0.0	0.0	0.0	0.0	0.0
360.	*	0.0	0.0	0.0	0.0	0.0	0.0	0.0	0.0	0.0	0.0
------	*	----------	----------	----------	----------	----------	----------	----------	----------	----------	----------
MAX	*	0.0	0.0	0.0	0.0	0.0	0.0	0.0	0.0	0.0	0.0
DEGR.	*	0	0	0	0	0	0	0	0	0	0

THE HIGHEST CONCENTRATION OF 0.20 PPM OCCURRED AT RECEPTOR REC9 .

JOB: SR101L&67thAveTI (2040NoBuild) RUN: 2040NoBuild 67thAve TI AM

DATE : 8/27/21
TIME : 9:56:14

RECEPTOR - LINK MATRIX FOR THE ANGLE PRODUCING

THE MAXIMUM CONCENTRATION FOR EACH RECEPTOR

CO/LINK (PPM)
ANGLE (DEGREES)

LINK #	REC1	REC2	REC3	REC4	REC5	REC6	REC7	REC8	REC9	REC10	REC11	REC12	REC13	REC14	REC15	REC16	REC17	REC18	REC19	REC20
	0 0	20	10	10	10	10	0	100	0	0	0	0	0	0	0	0	0	0	0	
1	0.0	0.0	0.0	0.0	0.0	0.0	0.0	0.0	0.0	0.0	0.0	0.0	0.0	0.0	0.0	0.0	0.0	0.0	0.0	0.0
2	0.0	0.0	0.0	0.0	0.0	0.0	0.0	0.0	0.0	0.0	0.0	0.0	0.0	0.0	0.0	0.0	0.0	0.0	0.0	0.0
3	0.0	0.0	0.0	0.0	0.0	0.0	0.0	0.0	0.0	0.0	0.0	0.0	0.0	0.0	0.0	0.0	0.0	0.0	0.0	0.0
4	0.0	0.0	0.0	0.0	0.0	0.0	0.0	0.0	0.0	0.0	0.0	0.0	0.0	0.0	0.0	0.0	0.0	0.0	0.0	0.0
5	0.0	0.0	0.0	0.0	0.0	0.0	0.0	0.0	0.0	0.0	0.0	0.0	0.0	0.0	0.0	0.0	0.0	0.0	0.0	0.0
6	0.0	0.0	0.0	0.0	0.0	0.0	0.0	0.0	0.0	0.0	0.0	0.0	0.0	0.0	0.0	0.0	0.0	0.0	0.0	0.0
7	0.0	0.0	0.0	0.0	0.0	0.0	0.0	0.0	0.0	0.0	0.0	0.0	0.0	0.0	0.0	0.0	0.0	0.0	0.0	0.0
8	0.0	0.0	0.0	0.0	0.0	0.0	0.0	0.0	0.0	0.0	0.0	0.0	0.0	0.0	0.0	0.0	0.0	0.0	0.0	0.0
9	0.0	0.0	0.0	0.0	0.0	0.0	0.0	0.0	0.0	0.0	0.0	0.0	0.0	0.0	0.0	0.0	0.0	0.0	0.0	0.0
10	0.0	0.0	0.0	0.0	0.0	0.0	0.0	0.0	0.0	0.0	0.0	0.0	0.0	0.0	0.0	0.0	0.0	0.0	0.0	0.0
11	0.0	0.0	0.0	0.0	0.0	0.0	0.0	0.0	0.0	0.0	0.0	0.0	0.0	0.0	0.0	0.0	0.0	0.0	0.0	0.0
12	0.0	0.0	0.0	0.0	0.0	0.0	0.0	0.0	0.1	0.0	0.0	0.0	0.0	0.0	0.0	0.0	0.0	0.0	0.0	0.0
13	0.0	0.0	0.0	0.0	0.0	0.0	0.0	0.0	0.0	0.0	0.0	0.0	0.0	0.0	0.0	0.0	0.0	0.0	0.0	0.0
14	0.0	0.0	0.0	0.0	0.0	0.0	0.0	0.0	0.0	0.0	0.0	0.0	0.0	0.0	0.0	0.0	0.0	0.0	0.0	0.0
15	0.0	0.0	0.0	0.0	0.0	0.0	0.0	0.0	0.0	0.0	0.0	0.0	0.0	0.0	0.0	0.0	0.0	0.0	0.0	0.0
16	0.0	0.0	0.0	0.0	0.0	0.0	0.0	0.0	0.0	0.0	0.0	0.0	0.0	0.0	0.0	0.0	0.0	0.0	0.0	0.0
17	0.0	0.0	0.0	0.0	0.0	0.0	0.0	0.0	0.0	0.0	0.0	0.0	0.0	0.0	0.0	0.0	0.0	0.0	0.0	0.0
18	0.0	0.0	0.0	0.0	0.0	0.0	0.0	0.0	0.0	0.0	0.0	0.0	0.0	0.0	0.0	0.0	0.0	0.0	0.0	0.0
19	0.0	0.0	0.0	0.0	0.0	0.0	0.0	0.0	0.0	0.0	0.0	0.0	0.0	0.0	0.0	0.0	0.0	0.0	0.0	0.0
20	0.0	0.0	0.0	0.0	0.0	0.0	0.0	0.0	0.0	0.0	0.0	0.0	0.0	0.0	0.0	0.0	0.0	0.0	0.0	0.0
21	0.0	0.0	0.0	0.0	0.0	0.0	0.0	0.0	0.0	0.0	0.0	0.0	0.0	0.0	0.0	0.0	0.0	0.0	0.0	0.0
22	0.0	0.0	0.0	0.0	0.0	0.0	0.0	0.0	0.0	0.0	0.0	0.0	0.0	0.0	0.0	0.0	0.0	0.0	0.0	0.0
23	0.0	0.0	0.0	0.0	0.0	0.0	0.0	0.0	0.0	0.0	0.0	0.0	0.0	0.0	0.0	0.0	0.0	0.0	0.0	0.0
24	0.0	0.0	0.0	0.0	0.0	0.0	0.0	0.0	0.0	0.0	0.0	0.0	0.0	0.0	0.0	0.0	0.0	0.0	0.0	0.0
25	0.0	0.0	0.0	0.0	0.0	0.0	0.1	0.1	0.1	0.0	0.0	0.0	0.0	0.0	0.0	0.0	0.0	0.0	0.0	0.0
26	0.0	0.0	0.1	0.1	0.1	0.1	0.0	0.0	0.0	0.0	0.0	0.0	0.0	0.0	0.0	0.0	0.0	0.0	0.0	0.0
27	0.0	0.0	0.0	0.0	0.0	0.0	0.0	0.0	0.0	0.0	0.0	0.0	0.0	0.0	0.0	0.0	0.0	0.0	0.0	0.0
28	0.0	0.0	0.0	0.0	0.0	0.0	0.0	0.0	0.0	0.0	0.0	0.0	0.0	0.0	0.0	0.0	0.0	0.0	0.0	0.0
29	0.0	0.0	0.0	0.0	0.0	0.0	0.0	0.0	0.0	0.0	0.0	0.0	0.0	0.0	0.0	0.0	0.0	0.0	0.0	0.0
30	0.0	0.0	0.0	0.0	0.0	0.0	0.0	0.0	0.0	0.0	0.0	0.0	0.0	0.0	0.0	0.0	0.0	0.0	0.0	0.0
31	0.0	0.0	0.0	0.0	0.0	0.0	0.0	0.0	0.0	0.0	0.0	0.0	0.0	0.0	0.0	0.0	0.0	0.0	0.0	0.0
32	0.0	0.0	0.0	0.0	0.0	0.0	0.0	0.0	0.0	0.0	0.0	0.0	0.0	0.0	0.0	0.0	0.0	0.0	0.0	0.0
33	0.0	0.0	0.0	0.0	0.0	0.0	0.0	0.0	0.0	0.0	0.0	0.0	0.0	0.0	0.0	0.0	0.0	0.0	0.0	0.0
34	0.0	0.0	0.0	0.0	0.0	0.0	0.0	0.0	0.0	0.0	0.0	0.0	0.0	0.0	0.0	0.0	0.0	0.0	0.0	0.0
35	0.0	0.0	0.0	0.0	0.0	0.0	0.0	0.0	0.0	0.0	0.0	0.0	0.0	0.0	0.0	0.0	0.0	0.0	0.0	0.0
36	0.0	0.0	0.0	0.0	0.0	0.0	0.0	0.0	0.0	0.0	0.0	0.0	0.0	0.0	0.0	0.0	0.0	0.0	0.0	0.0
37	0.0	0.0	0.0	0.0	0.0	0.0	0.0	0.0	0.0	0.0	0.0	0.0	0.0	0.0	0.0	0.0	0.0	0.0	0.0	0.0
38	0.0	0.0	0.0	0.0	0.0	0.0	0.0	0.0	0.0	0.0	0.0	0.0	0.0	0.0	0.0	0.0	0.0	0.0	0.0	0.0
39	0.0	0.0	0.0	0.0	0.0	0.0	0.0	0.0	0.0	0.0	0.0	0.0	0.0	0.0	0.0	0.0	0.0	0.0	0.0	0.0

JOB: SR101L&67thAveTI (2040NoBuild) RUN: 2040NoBuild 67thAve TI AM

DATE : 8/27/21
TIME : 9:56:14

RECEPTOR - LINK MATRIX FOR THE ANGLE PRODUCING
THE MAXIMUM CONCENTRATION FOR EACH RECEPTOR

CO/LINK (PPM)
ANGLE (DEGREES)

LINK #	REC21	REC22	REC23	REC24	REC25	REC26	REC27	REC28	REC29	REC30	REC31	REC32	REC33	REC34	REC35	REC36	REC37	REC38	REC39	REC40
	0 0	0	0	80	20	10	10	0	0	10	10	10	10	0	0	0	0	0	0	
1	0.0	0.0	0.0	0.0	0.0	0.0	0.0	0.0	0.0	0.0	0.0	0.0	0.0	0.0	0.0	0.0	0.0	0.0	0.0	0.0
2	0.0	0.0	0.0	0.0	0.0	0.0	0.0	0.0	0.0	0.0	0.0	0.0	0.0	0.0	0.0	0.0	0.0	0.0	0.0	0.0
3	0.0	0.0	0.0	0.0	0.0	0.0	0.0	0.0	0.0	0.0	0.0	0.0	0.0	0.0	0.0	0.0	0.0	0.0	0.0	0.0
4	0.0	0.0	0.0	0.0	0.0	0.0	0.0	0.0	0.0	0.0	0.0	0.0	0.0	0.0	0.0	0.0	0.0	0.0	0.0	0.0
5	0.0	0.0	0.0	0.0	0.0	0.0	0.0	0.0	0.0	0.0	0.0	0.0	0.0	0.0	0.0	0.0	0.0	0.0	0.0	0.0
6	0.0	0.0	0.0	0.0	0.0	0.0	0.0	0.0	0.0	0.0	0.0	0.0	0.0	0.0	0.0	0.0	0.0	0.0	0.0	0.0
7	0.0	0.0	0.0	0.0	0.0	0.0	0.0	0.0	0.0	0.0	0.0	0.0	0.0	0.0	0.0	0.0	0.0	0.0	0.0	0.0
8	0.0	0.0	0.0	0.0	0.0	0.0	0.0	0.0	0.0	0.0	0.0	0.0	0.0	0.0	0.0	0.0	0.0	0.0	0.0	0.0
9	0.0	0.0	0.0	0.0	0.0	0.0	0.0	0.0	0.0	0.0	0.0	0.0	0.0	0.0	0.0	0.0	0.0	0.0	0.0	0.0
10	0.0	0.0	0.0	0.0	0.0	0.0	0.0	0.0	0.0	0.0	0.0	0.0	0.0	0.0	0.0	0.0	0.0	0.0	0.0	0.0
11	0.0	0.0	0.0	0.0	0.0	0.0	0.0	0.0	0.0	0.0	0.0	0.0	0.0	0.0	0.0	0.0	0.0	0.0	0.0	0.0
12	0.0	0.0	0.0	0.0	0.0	0.0	0.0	0.0	0.0	0.0	0.0	0.0	0.0	0.0	0.0	0.0	0.0	0.0	0.0	0.0
13	0.0	0.0	0.0	0.0	0.0	0.0	0.0	0.0	0.0	0.0	0.0	0.0	0.0	0.0	0.0	0.0	0.0	0.0	0.0	0.0
14	0.0	0.0	0.0	0.0	0.0	0.0	0.0	0.0	0.0	0.0	0.0	0.0	0.0	0.0	0.0	0.0	0.0	0.0	0.0	0.0
15	0.0	0.0	0.0	0.0	0.0	0.0	0.0	0.0	0.0	0.0	0.0	0.0	0.0	0.0	0.0	0.0	0.0	0.0	0.0	0.0
16	0.0	0.0	0.0	0.0	0.0	0.0	0.0	0.0	0.0	0.0	0.0	0.0	0.0	0.0	0.0	0.0	0.0	0.0	0.0	0.0
17	0.0	0.0	0.0	0.0	0.0	0.0	0.0	0.0	0.0	0.0	0.0	0.0	0.0	0.0	0.0	0.0	0.0	0.0	0.0	0.0
18	0.0	0.0	0.0	0.0	0.0	0.0	0.0	0.0	0.0	0.0	0.0	0.0	0.0	0.0	0.0	0.0	0.0	0.0	0.0	0.0
19	0.0	0.0	0.0	0.0	0.0	0.0	0.0	0.0	0.0	0.0	0.0	0.0	0.0	0.0	0.0	0.0	0.0	0.0	0.0	0.0
20	0.0	0.0	0.0	0.0	0.0	0.0	0.0	0.0	0.0	0.0	0.0	0.0	0.0	0.0	0.0	0.0	0.0	0.0	0.0	0.0
21	0.0	0.0	0.0	0.0	0.0	0.0	0.0	0.0	0.0	0.0	0.0	0.0	0.0	0.0	0.0	0.0	0.0	0.0	0.0	0.0
22	0.0	0.0	0.0	0.0	0.0	0.0	0.0	0.0	0.0	0.0	0.0	0.0	0.0	0.0	0.0	0.0	0.0	0.0	0.0	0.0
23	0.0	0.0	0.0	0.0	0.0	0.0	0.0	0.0	0.0	0.0	0.0	0.0	0.0	0.0	0.0	0.0	0.0	0.0	0.0	0.0
24	0.0	0.0	0.0	0.0	0.1	0.1	0.1	0.1	0.1	0.1	0.1	0.1	0.1	0.1	0.0	0.0	0.0	0.0	0.0	0.0
25	0.0	0.0	0.0	0.0	0.0	0.0	0.0	0.0	0.0	0.0	0.0	0.0	0.0	0.0	0.0	0.0	0.0	0.0	0.0	0.0
26	0.0	0.0	0.0	0.0	0.0	0.0	0.0	0.0	0.0	0.0	0.0	0.0	0.0	0.0	0.0	0.0	0.0	0.0	0.0	0.0
27	0.0	0.0	0.0	0.0	0.0	0.0	0.0	0.0	0.0	0.0	0.0	0.0	0.0	0.0	0.0	0.0	0.0	0.0	0.0	0.0
28	0.0	0.0	0.0	0.0	0.0	0.0	0.0	0.0	0.0	0.0	0.0	0.0	0.0	0.0	0.0	0.0	0.0	0.0	0.0	0.0
29	0.0	0.0	0.0	0.0	0.0	0.0	0.0	0.0	0.0	0.0	0.0	0.0	0.0	0.0	0.0	0.0	0.0	0.0	0.0	0.0
30	0.0	0.0	0.0	0.0	0.0	0.0	0.0	0.0	0.0	0.0	0.0	0.0	0.0	0.0	0.0	0.0	0.0	0.0	0.0	0.0
31	0.0	0.0	0.0	0.0	0.0	0.0	0.0	0.0	0.0	0.0	0.0	0.0	0.0	0.0	0.0	0.0	0.0	0.0	0.0	0.0
32	0.0	0.0	0.0	0.0	0.0	0.0	0.0	0.0	0.0	0.0	0.0	0.0	0.0	0.0	0.0	0.0	0.0	0.0	0.0	0.0
33	0.0	0.0	0.0	0.0	0.0	0.0	0.0	0.0	0.0	0.0	0.0	0.0	0.0	0.0	0.0	0.0	0.0	0.0	0.0	0.0

34	*	0.0	0.0	0.0	0.0	0.0	0.0	0.0	0.0	0.0	0.0	0.0	0.0	0.0	0.0	0.0	0.0	0.0	0.0	0.0	0.0
35	*	0.0	0.0	0.0	0.0	0.0	0.0	0.0	0.0	0.0	0.0	0.0	0.0	0.0	0.0	0.0	0.0	0.0	0.0	0.0	0.0
36	*	0.0	0.0	0.0	0.0	0.0	0.0	0.0	0.0	0.0	0.0	0.0	0.0	0.0	0.0	0.0	0.0	0.0	0.0	0.0	0.0
37	*	0.0	0.0	0.0	0.0	0.0	0.0	0.0	0.0	0.0	0.0	0.0	0.0	0.0	0.0	0.0	0.0	0.0	0.0	0.0	0.0
38	*	0.0	0.0	0.0	0.0	0.0	0.0	0.0	0.0	0.0	0.0	0.0	0.0	0.0	0.0	0.0	0.0	0.0	0.0	0.0	0.0
39	*	0.0	0.0	0.0	0.0	0.0	0.0	0.0	0.0	0.0	0.0	0.0	0.0	0.0	0.0	0.0	0.0	0.0	0.0	0.0	0.0

JOB: SR101L&67thAveTI (2040NoBuild) RUN: 2040NoBuild 67thAve TI AM

DATE : 8/27/21
TIME : 9:56:14

RECEPTOR - LINK MATRIX FOR THE ANGLE PRODUCING
THE MAXIMUM CONCENTRATION FOR EACH RECEPTOR

		CO/LINK (PPM) ANGLE (DEGREES)									
		REC41	REC42	REC43	REC44	REC45	REC46	REC47	REC48	REC49	REC50
LINK #	*	0 0	0	0	0	0	0	0	0	0	
1	*	0.0	0.0	0.0	0.0	0.0	0.0	0.0	0.0	0.0	0.0
2	*	0.0	0.0	0.0	0.0	0.0	0.0	0.0	0.0	0.0	0.0
3	*	0.0	0.0	0.0	0.0	0.0	0.0	0.0	0.0	0.0	0.0
4	*	0.0	0.0	0.0	0.0	0.0	0.0	0.0	0.0	0.0	0.0
5	*	0.0	0.0	0.0	0.0	0.0	0.0	0.0	0.0	0.0	0.0
6	*	0.0	0.0	0.0	0.0	0.0	0.0	0.0	0.0	0.0	0.0
7	*	0.0	0.0	0.0	0.0	0.0	0.0	0.0	0.0	0.0	0.0
8	*	0.0	0.0	0.0	0.0	0.0	0.0	0.0	0.0	0.0	0.0
9	*	0.0	0.0	0.0	0.0	0.0	0.0	0.0	0.0	0.0	0.0
10	*	0.0	0.0	0.0	0.0	0.0	0.0	0.0	0.0	0.0	0.0
11	*	0.0	0.0	0.0	0.0	0.0	0.0	0.0	0.0	0.0	0.0
12	*	0.0	0.0	0.0	0.0	0.0	0.0	0.0	0.0	0.0	0.0
13	*	0.0	0.0	0.0	0.0	0.0	0.0	0.0	0.0	0.0	0.0
14	*	0.0	0.0	0.0	0.0	0.0	0.0	0.0	0.0	0.0	0.0
15	*	0.0	0.0	0.0	0.0	0.0	0.0	0.0	0.0	0.0	0.0
16	*	0.0	0.0	0.0	0.0	0.0	0.0	0.0	0.0	0.0	0.0
17	*	0.0	0.0	0.0	0.0	0.0	0.0	0.0	0.0	0.0	0.0
18	*	0.0	0.0	0.0	0.0	0.0	0.0	0.0	0.0	0.0	0.0
19	*	0.0	0.0	0.0	0.0	0.0	0.0	0.0	0.0	0.0	0.0
20	*	0.0	0.0	0.0	0.0	0.0	0.0	0.0	0.0	0.0	0.0
21	*	0.0	0.0	0.0	0.0	0.0	0.0	0.0	0.0	0.0	0.0
22	*	0.0	0.0	0.0	0.0	0.0	0.0	0.0	0.0	0.0	0.0
23	*	0.0	0.0	0.0	0.0	0.0	0.0	0.0	0.0	0.0	0.0
24	*	0.0	0.0	0.0	0.0	0.0	0.0	0.0	0.0	0.0	0.0
25	*	0.0	0.0	0.0	0.0	0.0	0.0	0.0	0.0	0.0	0.0
26	*	0.0	0.0	0.0	0.0	0.0	0.0	0.0	0.0	0.0	0.0

```
27  *   0.0   0.0   0.0   0.0   0.0   0.0   0.0   0.0   0.0   0.0
28  *   0.0   0.0   0.0   0.0   0.0   0.0   0.0   0.0   0.0   0.0
29  *   0.0   0.0   0.0   0.0   0.0   0.0   0.0   0.0   0.0   0.0
30  *   0.0   0.0   0.0   0.0   0.0   0.0   0.0   0.0   0.0   0.0
31  *   0.0   0.0   0.0   0.0   0.0   0.0   0.0   0.0   0.0   0.0
32  *   0.0   0.0   0.0   0.0   0.0   0.0   0.0   0.0   0.0   0.0
33  *   0.0   0.0   0.0   0.0   0.0   0.0   0.0   0.0   0.0   0.0
34  *   0.0   0.0   0.0   0.0   0.0   0.0   0.0   0.0   0.0   0.0
35  *   0.0   0.0   0.0   0.0   0.0   0.0   0.0   0.0   0.0   0.0
36  *   0.0   0.0   0.0   0.0   0.0   0.0   0.0   0.0   0.0   0.0
37  *   0.0   0.0   0.0   0.0   0.0   0.0   0.0   0.0   0.0   0.0
38  *   0.0   0.0   0.0   0.0   0.0   0.0   0.0   0.0   0.0   0.0
39  *   0.0   0.0   0.0   0.0   0.0   0.0   0.0   0.0   0.0   0.0
```

CAL3QHC: LINE SOURCE DISPERSION MODEL - VERSION 2.0 Dated 95221 PAGE 1

JOB: SR101L&67thAveTI (2040NoBuild) RUN: 2040NoBuild 67thAve TI PM

DATE : 8/27/21
TIME : 9:56:26

The MODE flag has been set to C for calculating CO averages.

SITE & METEOROLOGICAL VARIABLES

VS = 0.0 CM/S VD = 0.0 CM/S Z0 = 108. CM
U = 1.0 M/S CLAS = 4 (D) ATIM = 60. MINUTES MIXH = 1000. M AMB = 0.0 PPM

LINK VARIABLES

	LINK DESCRIPTION	LINK COORDINATES (FT) X1	Y1	X2	Y2	LENGTH (FT)	BRG (DEG)	TYPE	VPH	EF (G/MI)	H (FT)	W (FT)	V/C	QUEUE (VEH)
1.	1_SR101_EB_ML_S1	611363.2	970723.0	612413.8	970773.2	1052.	87.	DP	5858.	0.5	-15.0	68.0		
2.	2_SR101_EB_ML_S2	612413.8	970773.2	613432.4	970822.5	1020.	87.	DP	5858.	0.5	-20.0	68.0		
3.	3_SR101_EB_ML_S3	613432.4	970822.5	614514.4	970872.8	1083.	87.	DP	5858.	0.5	-15.0	68.0		
4.	4_SR101_WB_ML_S1	612408.8	970842.7	611362.7	970792.4	1047.	267.	DP	7825.	0.6	-15.0	68.0		
5.	5_SR101_WB_ML_S2	613426.6	970891.7	612408.8	970842.7	1019.	267.	DP	7825.	0.6	-20.0	68.0		
6.	6_SR101_WB_ML_S3	614511.4	970942.6	613426.6	970891.7	1086.	267.	DP	7825.	0.6	-15.0	68.0		
7.	7_EB_frontage_road_S	611369.8	970576.8	612441.6	970592.7	1072.	89.	AG	426.	0.6	0.0	44.0		
8.	8_EB_frontage_road_S	612441.0	970607.9	612967.6	970618.0	527.	89.	AG	1058.	0.7	0.0	68.0		
9.	9_EB_67th Ave offram	612885.9	970602.7	612938.7	970557.3	70.	131.	AG	119.	0.5	0.0	32.0		
10.	10_EB_67th_Ave_offra	611366.5	970682.2	612440.9	970619.7	1076.	93.	DP	588.	0.8	-10.0	32.0		
11.	11_67th_Ave_NB_onram	613018.9	970553.2	613072.6	970621.1	87.	38.	AG	345.	0.6	0.0	32.0		
12.	12_EB_67th_Ave_onram	612972.0	970632.3	613386.7	970659.1	416.	86.	AG	1626.	0.6	0.0	56.0		
13.	13_EB_67th_Ave_onram	613385.5	970671.2	614515.5	970831.3	1141.	82.	DP	1032.	0.5	-10.0	44.0		
14.	14_EB_frontage_road_	613387.3	970645.6	614518.9	970720.9	1134.	86.	AG	518.	0.7	0.0	44.0		
15.	15_WB_67th_Ave_offra	614507.5	970995.8	613531.5	971056.2	978.	274.	DP	1158.	1.0	-10.0	32.0		
16.	16_WB_frontage_road_	614518.6	971111.4	613534.4	971079.4	985.	268.	AG	330.	0.8	0.0	32.0		
17.	17_WB_67th_Ave_offra	613531.5	971056.2	612981.4	971043.2	550.	269.	AG	1158.	0.8	0.0	44.0		
18.	18_WB_frontage_road_	613534.3	971078.9	612985.6	971064.3	549.	268.	AG	330.	0.8	0.0	44.0		
19.	19_WB_67th_Ave_offra	613075.6	971073.4	613014.1	971113.8	74.	303.	AG	537.	0.6	0.0	32.0		
20.	20_WB_67th_Ave_onram	612932.7	971133.8	612877.7	971050.2	100.	213.	AG	521.	0.6	0.0	32.0		
21.	21_WB_67th_Ave_onram	612979.5	971043.7	612571.4	971010.8	409.	265.	AG	1150.	0.6	0.0	56.0		
22.	22_WB_frontage_road_	612570.9	971023.6	611359.9	970946.4	1213.	266.	AG	621.	0.8	0.0	44.0		
23.	23_WB_67th_Ave_onram	612572.6	970997.4	611363.7	970838.7	1219.	263.	DP	494.	0.5	-10.0	44.0		
24.	24_SB_67th_Ave_S1	612958.2	971834.8	612960.2	971063.4	771.	180.	AG	1989.	1.0	0.0	56.0		
25.	25_SB_67th_Ave_S2	612960.2	971063.4	612948.7	970613.7	450.	181.	BR	1850.	0.9	0.0	68.0		
26.	26_SB_67th_Ave_S3	612948.7	970613.7	612952.8	969931.1	683.	180.	AG	958.	0.6	0.0	44.0		
27.	27_SB_67th_Ave_left	612971.1	970692.7	613065.6	970636.9	110.	121.	AG	1011.	0.6	0.0	44.0		
28.	28_NB_67th_Ave_S1	613001.7	969939.4	613001.0	970612.9	673.	360.	AG	1354.	0.8	0.0	44.0		

```
 29. 29_NB_67th_Ave_S2   * 613001.0  970612.9  613003.3  971063.0 *     450.     0. BR   1678.   0.9   0.0 56.0
 30. 30_NB_67th_Ave_S3   * 613003.3  971063.0  613002.5  971831.7 *     769.   360. AG   2240.   1.0   0.0 44.0
 31. 31_NB_67th_Ave_left * 612986.5  970989.7  612914.2  971034.2 *      85.   302. AG    489.   0.6   0.0 32.0
 32. 32_EB_67th_offramp_Q* 612912.2  970616.4  612602.2  970602.3 *     310.   267. AG      8. 100.0   0.0 48.0 0.74  15.8
 33. 33_WB_67th_offramp_Q* 613039.7  971055.1  613499.4  971067.6 *     460.    89. AG      7. 100.0   0.0 48.0 0.80  23.4
 34. 34_SB_67th_Ave_Queue* 612953.9  971091.0  612955.7  971570.7 *     480.     0. AG      9. 100.0   0.0 60.0 0.86  24.4
 35. 35T_SB_67th_Ave_brid* 612947.5  970679.9  612950.6  970833.3 *     154.     1. BR      1. 100.0   0.0 24.0 0.32   7.8
 36. 35L_SB_67th_Ave_brid* 612969.6  970695.5  612969.3  971049.7 *     354.   360. BR      2. 100.0   0.0 24.0 0.56  18.0
 37. 36T_NB_67th_Ave_brid* 613005.2  970980.6  613003.7  970648.7 *     332.   180. BR      2. 100.0   0.0 24.0 0.51  16.9
 38. 36L_NB_67th_Ave_brid* 612988.4  970962.5  612989.0  970441.1 *     521.   180. BR      2. 100.0   0.0 12.0 0.77  26.5
 39. 37_NB_67th_Ave_Queue* 613003.5  970578.4  613002.0  969886.6 *     692.   180. AG      8. 100.0   0.0 48.0 1.08  35.1
                                                                                                          PAGE  2
 JOB: SR101L&67thAveTI (2040NoBuild)                        RUN: 2040NoBuild 67thAve TI PM

 DATE :  8/27/21
 TIME :  9:56:26

  ADDITIONAL QUEUE LINK PARAMETERS
  --------------------------------
    LINK DESCRIPTION     *    CYCLE    RED     CLEARANCE  APPROACH  SATURATION   IDLE   SIGNAL   ARRIVAL
                         *    LENGTH   TIME    LOST TIME    VOL     FLOW RATE   EM FAC   TYPE     RATE
                         *     (SEC)   (SEC)    (SEC)      (VPH)      (VPH)    (gm/hr)
 ------------------------*-------------------------------- --------- ------------------- -----------------
 32. 32_EB_67th_offramp_Q*     281      215       5.0      1058       1714       0.92      2        3
 33. 33_WB_67th_offramp_Q*     314      214       5.0      1574       1661       0.92      2        3
 34. 34_SB_67th_Ave_Queue*     314      221       5.0      1989       1676       0.92      2        3
 35. 35T_SB_67th_Ave_brid*     281       67       5.0       839       1780       0.92      2        3
 36. 35L_SB_67th_Ave_brid*     281      128       5.0      1012       1730       0.92      2        3
 37. 36T_NB_67th_Ave_brid*     314      102       5.0      1190       1780       0.92      2        3
 38. 36L_NB_67th_Ave_brid*     314      195       5.0       489       1781       0.92      2        3
 39. 37_NB_67th_Ave_Queue*     281      221       5.0      1354       1670       0.92      2        3

  RECEPTOR LOCATIONS
  ------------------
                         *          COORDINATES (FT)          *
    RECEPTOR             *      X          Y          Z       *
-------------------------*-----------------------------------*
 1. R1                   *    613040.0   971848.0        5.9   *
 2. R2                   *    613038.7   971766.0        5.9   *
 3. R3                   *    613037.4   971684.0        5.9   *
 4. R4                   *    613037.5   971602.0        5.9   *
 5. R5                   *    613035.3   971520.1        5.9   *
 6. R6                   *    613035.4   971438.0        5.9   *
 7. R7                   *    613035.4   971356.0        5.9   *
 8. R8                   *    613035.4   971274.0        5.9   *
 9. R9                   *    613034.0   971192.0        5.9   *
10. R10                  *    613039.7   971110.2        5.9   *
```

11. R11	*	613090.8	971174.1	5.9 *
12. R12	*	613172.8	971175.1	5.9 *
13. R13	*	613254.4	971175.9	5.9 *
14. R14	*	613336.8	971176.6	5.9 *
15. R15	*	613418.8	971177.4	5.9 *
16. R16	*	613500.8	971178.2	5.9 *
17. R17	*	613582.8	971180.6	5.9 *
18. R18	*	613664.8	971180.0	5.9 *
19. R19	*	613746.8	971180.8	5.9 *
20. R20	*	613828.7	971181.6	5.9 *
21. R21	*	613910.8	971182.4	5.9 *
22. R22	*	613992.8	971181.7	5.9 *
23. R23	*	614074.8	971182.5	5.9 *
24. R24	*	614156.8	971184.9	5.9 *
25. R25	*	614238.7	971185.7	5.9 *
26. R26	*	614271.1	970670.5	5.9 *
27. R27	*	614189.3	970663.9	5.9 *
28. R28	*	614107.6	970657.1	5.9 *
29. R29	*	614025.9	970650.4	5.9 *
30. R30	*	613944.1	970643.7	5.9 *
31. R31	*	613862.4	970636.9	5.9 *
32. R32	*	613780.7	970630.2	5.9 *
33. R33	*	613699.0	970623.5	5.9 *
34. R34	*	613617.3	970616.8	5.9 *
35. R35	*	613535.5	970610.0	5.9 *
36. R36	*	613453.8	970603.3	5.9 *
37. R37	*	613372.1	970596.6	5.9 *

JOB: SR101L&67thAveTI (2040NoBuild) RUN: 2040NoBuild 67thAve TI PM

DATE : 8/27/21
TIME : 9:56:26

RECEPTOR LOCATIONS

RECEPTOR	*	COORDINATES (FT) X	Y	Z *
38. R38	*	613290.4	970589.8	5.9 *
39. R39	*	613208.6	970583.1	5.9 *
40. R40	*	613127.0	970576.4	5.9 *
41. R41	*	613034.5	970667.0	5.9 *
42. R42	*	613045.2	970569.6	5.9 *
43. R43	*	613045.2	970487.6	5.9 *
44. R44	*	613045.2	970405.6	5.9 *
45. R45	*	613042.2	970323.7	5.9 *

```
    46. R46                  *    613036.7   970241.9        5.9   *
    47. R47                  *    613035.4   970159.8        5.9   *
    48. R48                  *    613036.7   970077.9        5.9   *
    49. R49                  *    613036.6   969995.9        5.9   *
                                                                                                                                PAGE  4
     JOB: SR101L&67thAveTI (2040NoBuild)                        RUN: 2040NoBuild 67thAve TI PM

      MODEL RESULTS
      -------------

      REMARKS : In search of the angle corresponding to
                the maximum concentration, only the first
                angle, of the angles with same maximum
                concentrations, is indicated as maximum.

WIND ANGLE RANGE:   0.-360.

WIND  * CONCENTRATION
ANGLE *      (PPM)
(DEGR)* REC1  REC2  REC3  REC4  REC5  REC6  REC7  REC8  REC9  REC10 REC11 REC12 REC13 REC14 REC15 REC16 REC17 REC18 REC19 REC20
------*-------------------------------------------------------------------------------------------------------------------------
  0.  *   0.0   0.0   0.0   0.0   0.0   0.1   0.1   0.1   0.1   0.1   0.0   0.0   0.0   0.0   0.0   0.0   0.0   0.0   0.0   0.0
 10.  *   0.0   0.0   0.0   0.0   0.0   0.0   0.0   0.0   0.0   0.0   0.0   0.0   0.0   0.0   0.0   0.0   0.0   0.0   0.0   0.0
 20.  *   0.0   0.0   0.0   0.0   0.0   0.0   0.0   0.0   0.0   0.0   0.0   0.0   0.0   0.0   0.0   0.0   0.0   0.0   0.0   0.0
 30.  *   0.0   0.0   0.0   0.0   0.0   0.0   0.0   0.0   0.0   0.0   0.0   0.0   0.0   0.0   0.0   0.0   0.0   0.0   0.0   0.0
 40.  *   0.0   0.0   0.0   0.0   0.0   0.0   0.0   0.0   0.0   0.0   0.0   0.0   0.0   0.0   0.0   0.0   0.0   0.0   0.0   0.0
 50.  *   0.0   0.0   0.0   0.0   0.0   0.0   0.0   0.0   0.0   0.0   0.0   0.0   0.0   0.0   0.0   0.0   0.0   0.0   0.0   0.0
 60.  *   0.0   0.0   0.0   0.0   0.0   0.0   0.0   0.0   0.0   0.0   0.0   0.0   0.0   0.0   0.0   0.0   0.0   0.0   0.0   0.0
 70.  *   0.0   0.0   0.0   0.0   0.0   0.0   0.0   0.0   0.0   0.0   0.0   0.0   0.0   0.0   0.0   0.0   0.0   0.0   0.0   0.0
 80.  *   0.0   0.0   0.0   0.0   0.0   0.0   0.0   0.0   0.0   0.0   0.0   0.0   0.0   0.0   0.0   0.0   0.0   0.0   0.0   0.0
 90.  *   0.0   0.0   0.0   0.0   0.0   0.0   0.0   0.0   0.0   0.0   0.0   0.0   0.0   0.0   0.0   0.0   0.0   0.0   0.0   0.0
100.  *   0.0   0.0   0.0   0.0   0.0   0.0   0.0   0.0   0.0   0.0   0.0   0.0   0.0   0.0   0.0   0.0   0.0   0.0   0.0   0.0
110.  *   0.0   0.0   0.0   0.0   0.0   0.0   0.0   0.0   0.0   0.0   0.0   0.0   0.0   0.0   0.0   0.0   0.0   0.0   0.0   0.0
120.  *   0.0   0.0   0.0   0.0   0.0   0.0   0.0   0.0   0.0   0.0   0.0   0.0   0.0   0.0   0.0   0.0   0.0   0.0   0.0   0.0
130.  *   0.0   0.0   0.0   0.0   0.0   0.0   0.0   0.0   0.0   0.0   0.0   0.0   0.0   0.0   0.0   0.0   0.0   0.0   0.0   0.0
140.  *   0.0   0.0   0.0   0.0   0.0   0.0   0.0   0.0   0.0   0.0   0.0   0.0   0.0   0.0   0.0   0.0   0.0   0.0   0.0   0.0
150.  *   0.0   0.0   0.0   0.0   0.0   0.0   0.0   0.0   0.0   0.0   0.0   0.0   0.0   0.0   0.0   0.0   0.0   0.0   0.0   0.0
160.  *   0.0   0.0   0.0   0.0   0.0   0.0   0.0   0.0   0.0   0.0   0.0   0.0   0.0   0.0   0.0   0.0   0.0   0.0   0.0   0.0
170.  *   0.0   0.0   0.0   0.0   0.0   0.0   0.0   0.0   0.0   0.0   0.0   0.0   0.0   0.0   0.0   0.0   0.0   0.0   0.0   0.0
180.  *   0.1   0.1   0.1   0.1   0.1   0.1   0.0   0.0   0.0   0.0   0.0   0.0   0.0   0.0   0.0   0.0   0.0   0.0   0.0   0.0
190.  *   0.1   0.1   0.1   0.1   0.1   0.1   0.1   0.1   0.1   0.0   0.0   0.0   0.0   0.0   0.0   0.0   0.0   0.0   0.0   0.0
200.  *   0.1   0.1   0.1   0.1   0.1   0.1   0.1   0.1   0.1   0.0   0.0   0.0   0.0   0.0   0.0   0.0   0.0   0.0   0.0   0.0
210.  *   0.1   0.1   0.1   0.1   0.1   0.1   0.1   0.1   0.1   0.0   0.0   0.0   0.0   0.0   0.0   0.0   0.0   0.0   0.0   0.0
220.  *   0.1   0.1   0.1   0.1   0.1   0.1   0.1   0.1   0.1   0.0   0.0   0.0   0.0   0.0   0.0   0.0   0.0   0.0   0.0   0.0
230.  *   0.0   0.1   0.1   0.1   0.1   0.1   0.1   0.1   0.1   0.1   0.0   0.0   0.0   0.0   0.0   0.0   0.0   0.0   0.0   0.0
240.  *   0.0   0.1   0.1   0.1   0.1   0.1   0.1   0.1   0.1   0.1   0.0   0.0   0.0   0.0   0.0   0.0   0.0   0.0   0.0   0.0
250.  *   0.0   0.1   0.1   0.1   0.1   0.1   0.1   0.1   0.1   0.1   0.0   0.0   0.0   0.0   0.0   0.0   0.0   0.0   0.0   0.0
```

260.	*	0.0	0.1	0.1	0.1	0.1	0.1	0.1	0.1	0.1	0.1	0.0	0.0	0.0	0.0	0.0	0.0	0.0	0.0	0.0	0.0
270.	*	0.0	0.1	0.1	0.1	0.1	0.1	0.1	0.1	0.1	0.1	0.0	0.0	0.0	0.0	0.0	0.0	0.0	0.0	0.0	0.0
280.	*	0.0	0.1	0.1	0.1	0.1	0.1	0.1	0.1	0.1	0.1	0.0	0.0	0.0	0.0	0.0	0.0	0.0	0.0	0.0	0.0
290.	*	0.0	0.1	0.1	0.1	0.1	0.1	0.1	0.1	0.1	0.1	0.0	0.0	0.0	0.0	0.0	0.0	0.0	0.0	0.0	0.0
300.	*	0.0	0.1	0.1	0.1	0.1	0.1	0.1	0.1	0.1	0.1	0.0	0.0	0.0	0.0	0.0	0.0	0.0	0.0	0.0	0.0
310.	*	0.0	0.1	0.1	0.1	0.1	0.1	0.1	0.1	0.1	0.1	0.0	0.0	0.0	0.0	0.0	0.0	0.0	0.0	0.0	0.0
320.	*	0.0	0.1	0.1	0.1	0.1	0.1	0.1	0.1	0.1	0.1	0.0	0.0	0.0	0.0	0.0	0.0	0.0	0.0	0.0	0.0
330.	*	0.0	0.0	0.1	0.1	0.1	0.1	0.1	0.1	0.1	0.1	0.0	0.0	0.0	0.0	0.0	0.0	0.0	0.0	0.0	0.0
340.	*	0.0	0.0	0.1	0.1	0.1	0.1	0.1	0.1	0.1	0.1	0.0	0.0	0.0	0.0	0.0	0.0	0.0	0.0	0.0	0.0
350.	*	0.0	0.0	0.0	0.1	0.1	0.1	0.1	0.1	0.1	0.1	0.0	0.0	0.0	0.0	0.0	0.0	0.0	0.0	0.0	0.0
360.	*	0.0	0.0	0.0	0.0	0.0	0.1	0.1	0.1	0.1	0.1	0.0	0.0	0.0	0.0	0.0	0.0	0.0	0.0	0.0	0.0
MAX	*	0.1	0.1	0.1	0.1	0.1	0.1	0.1	0.1	0.1	0.1	0.0	0.0	0.0	0.0	0.0	0.0	0.0	0.0	0.0	0.0
DEGR.	*	180	180	180	180	180	0	0	0	0	0	0	0	0	0	0	0	0	0	0	0

JOB: SR101L&67thAveTI (2040NoBuild) RUN: 2040NoBuild 67thAve TI PM

MODEL RESULTS

REMARKS : In search of the angle corresponding to the maximum concentration, only the first angle, of the angles with same maximum concentrations, is indicated as maximum.

WIND ANGLE RANGE: 0.-360.

WIND ANGLE (DEGR)	*	CONCENTRATION (PPM) REC21	REC22	REC23	REC24	REC25	REC26	REC27	REC28	REC29	REC30	REC31	REC32	REC33	REC34	REC35	REC36	REC37	REC38	REC39	REC40
0.	*	0.0	0.0	0.0	0.0	0.0	0.0	0.0	0.0	0.0	0.0	0.0	0.0	0.0	0.0	0.0	0.0	0.0	0.0	0.0	0.0
10.	*	0.0	0.0	0.0	0.0	0.0	0.0	0.0	0.0	0.0	0.0	0.0	0.0	0.0	0.0	0.0	0.0	0.0	0.0	0.0	0.0
20.	*	0.0	0.0	0.0	0.0	0.0	0.0	0.0	0.0	0.0	0.0	0.0	0.0	0.0	0.0	0.0	0.0	0.0	0.0	0.0	0.0
30.	*	0.0	0.0	0.0	0.0	0.0	0.0	0.0	0.0	0.0	0.0	0.0	0.0	0.0	0.0	0.0	0.0	0.0	0.0	0.0	0.0
40.	*	0.0	0.0	0.0	0.0	0.0	0.0	0.0	0.0	0.0	0.0	0.0	0.0	0.0	0.0	0.0	0.0	0.0	0.0	0.0	0.0
50.	*	0.0	0.0	0.0	0.0	0.0	0.0	0.0	0.0	0.0	0.0	0.0	0.0	0.0	0.0	0.0	0.0	0.0	0.0	0.0	0.0
60.	*	0.0	0.0	0.0	0.0	0.0	0.0	0.0	0.0	0.0	0.0	0.0	0.0	0.0	0.0	0.0	0.0	0.0	0.0	0.0	0.0
70.	*	0.0	0.0	0.0	0.0	0.0	0.0	0.0	0.0	0.0	0.0	0.0	0.0	0.0	0.0	0.0	0.0	0.0	0.0	0.0	0.0
80.	*	0.0	0.0	0.0	0.0	0.0	0.0	0.0	0.0	0.0	0.0	0.0	0.0	0.0	0.0	0.0	0.0	0.0	0.0	0.0	0.0
90.	*	0.0	0.0	0.0	0.0	0.0	0.0	0.0	0.0	0.0	0.0	0.0	0.0	0.0	0.0	0.0	0.0	0.0	0.0	0.0	0.0
100.	*	0.0	0.0	0.0	0.0	0.0	0.0	0.0	0.0	0.0	0.0	0.0	0.0	0.0	0.0	0.0	0.0	0.0	0.0	0.0	0.0
110.	*	0.0	0.0	0.0	0.0	0.0	0.0	0.0	0.0	0.0	0.0	0.0	0.0	0.0	0.0	0.0	0.0	0.0	0.0	0.0	0.0
120.	*	0.0	0.0	0.0	0.0	0.0	0.0	0.0	0.0	0.0	0.0	0.0	0.0	0.0	0.0	0.0	0.0	0.0	0.0	0.0	0.0
130.	*	0.0	0.0	0.0	0.0	0.0	0.0	0.0	0.0	0.0	0.0	0.0	0.0	0.0	0.0	0.0	0.0	0.0	0.0	0.0	0.0
140.	*	0.0	0.0	0.0	0.0	0.0	0.0	0.0	0.0	0.0	0.0	0.0	0.0	0.0	0.0	0.0	0.0	0.0	0.0	0.0	0.0

150.	*	0.0	0.0	0.0	0.0	0.0	0.0	0.0	0.0	0.0	0.0	0.0	0.0	0.0	0.0	0.0	0.0	0.0	0.0	0.0	0.0
160.	*	0.0	0.0	0.0	0.0	0.0	0.0	0.0	0.0	0.0	0.0	0.0	0.0	0.0	0.0	0.0	0.0	0.0	0.0	0.0	0.0
170.	*	0.0	0.0	0.0	0.0	0.0	0.0	0.0	0.0	0.0	0.0	0.0	0.0	0.0	0.0	0.0	0.0	0.0	0.0	0.0	0.0
180.	*	0.0	0.0	0.0	0.0	0.0	0.0	0.0	0.0	0.0	0.0	0.0	0.0	0.0	0.0	0.0	0.0	0.0	0.0	0.0	0.0
190.	*	0.0	0.0	0.0	0.0	0.0	0.0	0.0	0.0	0.0	0.0	0.0	0.0	0.0	0.0	0.0	0.0	0.0	0.0	0.0	0.0
200.	*	0.0	0.0	0.0	0.0	0.0	0.0	0.0	0.0	0.0	0.0	0.0	0.0	0.0	0.0	0.0	0.0	0.0	0.0	0.0	0.0
210.	*	0.0	0.0	0.0	0.0	0.0	0.0	0.0	0.0	0.0	0.0	0.0	0.0	0.0	0.0	0.0	0.0	0.0	0.0	0.0	0.0
220.	*	0.0	0.0	0.0	0.0	0.0	0.0	0.0	0.0	0.0	0.0	0.0	0.0	0.0	0.0	0.0	0.0	0.0	0.0	0.0	0.0
230.	*	0.0	0.0	0.0	0.0	0.0	0.0	0.0	0.0	0.0	0.0	0.0	0.0	0.0	0.0	0.0	0.0	0.0	0.0	0.0	0.0
240.	*	0.0	0.0	0.0	0.0	0.0	0.0	0.0	0.0	0.0	0.0	0.0	0.0	0.0	0.0	0.0	0.0	0.0	0.0	0.0	0.0
250.	*	0.0	0.0	0.0	0.0	0.0	0.0	0.0	0.0	0.0	0.0	0.0	0.0	0.0	0.0	0.0	0.0	0.0	0.0	0.0	0.0
260.	*	0.0	0.0	0.0	0.0	0.0	0.0	0.0	0.0	0.0	0.0	0.0	0.0	0.0	0.0	0.0	0.0	0.0	0.0	0.0	0.0
270.	*	0.0	0.0	0.0	0.0	0.0	0.0	0.0	0.0	0.0	0.0	0.0	0.0	0.0	0.0	0.0	0.0	0.0	0.0	0.0	0.0
280.	*	0.0	0.0	0.0	0.0	0.0	0.0	0.0	0.0	0.0	0.0	0.0	0.0	0.0	0.0	0.0	0.0	0.0	0.0	0.0	0.0
290.	*	0.0	0.0	0.0	0.0	0.0	0.0	0.0	0.0	0.0	0.0	0.0	0.0	0.0	0.0	0.0	0.0	0.0	0.0	0.0	0.0
300.	*	0.0	0.0	0.0	0.0	0.0	0.0	0.0	0.0	0.0	0.0	0.0	0.0	0.0	0.0	0.0	0.0	0.0	0.0	0.0	0.0
310.	*	0.0	0.0	0.0	0.0	0.0	0.0	0.0	0.0	0.0	0.0	0.0	0.0	0.0	0.0	0.0	0.0	0.0	0.0	0.0	0.0
320.	*	0.0	0.0	0.0	0.0	0.0	0.0	0.0	0.0	0.0	0.0	0.0	0.0	0.0	0.0	0.0	0.0	0.0	0.0	0.0	0.0
330.	*	0.0	0.0	0.0	0.0	0.0	0.0	0.0	0.0	0.0	0.0	0.0	0.0	0.0	0.0	0.0	0.0	0.0	0.0	0.0	0.0
340.	*	0.0	0.0	0.0	0.0	0.0	0.0	0.0	0.0	0.0	0.0	0.0	0.0	0.0	0.0	0.0	0.0	0.0	0.0	0.0	0.0
350.	*	0.0	0.0	0.0	0.0	0.0	0.0	0.0	0.0	0.0	0.0	0.0	0.0	0.0	0.0	0.0	0.0	0.0	0.0	0.0	0.0
360.	*	0.0	0.0	0.0	0.0	0.0	0.0	0.0	0.0	0.0	0.0	0.0	0.0	0.0	0.0	0.0	0.0	0.0	0.0	0.0	0.0
MAX	*	0.0	0.0	0.0	0.0	0.0	0.0	0.0	0.0	0.0	0.0	0.0	0.0	0.0	0.0	0.0	0.0	0.0	0.0	0.0	0.0
DEGR.	*	0	0	0	0	0	0	0	0	0	0	0	0	0	0	0	0	0	0	0	0

JOB: SR101L&67thAveTI (2040NoBuild) RUN: 2040NoBuild 67thAve TI PM

MODEL RESULTS

REMARKS : In search of the angle corresponding to the maximum concentration, only the first angle, of the angles with same maximum concentrations, is indicated as maximum.

WIND ANGLE RANGE: 0.-360.

WIND ANGLE (DEGR)	*	CONCENTRATION (PPM) REC41	REC42	REC43	REC44	REC45	REC46	REC47	REC48	REC49
0.	*	0.0	0.0	0.0	0.0	0.0	0.0	0.0	0.0	0.0
10.	*	0.0	0.0	0.0	0.0	0.0	0.0	0.0	0.0	0.0
20.	*	0.0	0.0	0.0	0.0	0.0	0.0	0.0	0.0	0.0
30.	*	0.0	0.0	0.0	0.0	0.0	0.0	0.0	0.0	0.0

```
 40.  *   0.0   0.0   0.0   0.0   0.0   0.0   0.0   0.0   0.0
 50.  *   0.0   0.0   0.0   0.0   0.0   0.0   0.0   0.0   0.0
 60.  *   0.0   0.0   0.0   0.0   0.0   0.0   0.0   0.0   0.0
 70.  *   0.0   0.0   0.0   0.0   0.0   0.0   0.0   0.0   0.0
 80.  *   0.0   0.0   0.0   0.0   0.0   0.0   0.0   0.0   0.0
 90.  *   0.0   0.0   0.0   0.0   0.0   0.0   0.0   0.0   0.0
100.  *   0.0   0.0   0.0   0.0   0.0   0.0   0.0   0.0   0.0
110.  *   0.0   0.0   0.0   0.0   0.0   0.0   0.0   0.0   0.0
120.  *   0.0   0.0   0.0   0.0   0.0   0.0   0.0   0.0   0.0
130.  *   0.0   0.0   0.0   0.0   0.0   0.0   0.0   0.0   0.0
140.  *   0.0   0.0   0.0   0.0   0.0   0.0   0.0   0.0   0.0
150.  *   0.0   0.0   0.0   0.0   0.0   0.0   0.0   0.0   0.0
160.  *   0.0   0.0   0.0   0.0   0.0   0.0   0.0   0.0   0.0
170.  *   0.0   0.0   0.0   0.0   0.0   0.0   0.0   0.0   0.0
180.  *   0.0   0.0   0.0   0.0   0.0   0.0   0.0   0.0   0.0
190.  *   0.0   0.0   0.0   0.0   0.0   0.0   0.0   0.0   0.0
200.  *   0.0   0.0   0.0   0.0   0.0   0.0   0.0   0.0   0.0
210.  *   0.0   0.0   0.0   0.0   0.0   0.0   0.0   0.0   0.0
220.  *   0.0   0.0   0.0   0.0   0.0   0.0   0.0   0.0   0.0
230.  *   0.0   0.0   0.0   0.0   0.0   0.0   0.0   0.0   0.0
240.  *   0.0   0.0   0.0   0.0   0.0   0.0   0.0   0.0   0.0
250.  *   0.0   0.0   0.0   0.0   0.0   0.0   0.0   0.0   0.0
260.  *   0.0   0.0   0.0   0.0   0.0   0.0   0.0   0.0   0.0
270.  *   0.0   0.0   0.0   0.0   0.0   0.0   0.0   0.0   0.0
280.  *   0.0   0.0   0.0   0.0   0.0   0.0   0.0   0.0   0.0
290.  *   0.0   0.0   0.0   0.0   0.0   0.0   0.0   0.0   0.0
300.  *   0.0   0.0   0.0   0.0   0.0   0.0   0.0   0.0   0.0
310.  *   0.0   0.0   0.0   0.0   0.0   0.0   0.0   0.0   0.0
320.  *   0.1   0.0   0.0   0.0   0.0   0.0   0.0   0.0   0.0
330.  *   0.1   0.0   0.0   0.0   0.0   0.0   0.0   0.0   0.0
340.  *   0.1   0.0   0.0   0.0   0.0   0.0   0.0   0.0   0.0
350.  *   0.1   0.0   0.0   0.0   0.0   0.0   0.0   0.0   0.0
360.  *   0.0   0.0   0.0   0.0   0.0   0.0   0.0   0.0   0.0
------*-------------------------------------------------------
MAX   *   0.1   0.0   0.0   0.0   0.0   0.0   0.0   0.0   0.0
DEGR. *  320     0     0     0     0     0     0     0     0

THE HIGHEST CONCENTRATION OF    0.10 PPM OCCURRED AT RECEPTOR REC6 .
```


JOB: SR101L&67thAveTI (2040NoBuild) RUN: 2040NoBuild 67thAve TI PM

DATE : 8/27/21
TIME : 9:56:26

RECEPTOR - LINK MATRIX FOR THE ANGLE PRODUCING
THE MAXIMUM CONCENTRATION FOR EACH RECEPTOR

CO/LINK (PPM)
ANGLE (DEGREES)

LINK #	REC1	REC2	REC3	REC4	REC5	REC6	REC7	REC8	REC9	REC10	REC11	REC12	REC13	REC14	REC15	REC16	REC17	REC18	REC19	REC20
	180	180	180	180	180	0	0	0	0	0	0	0	0	0	0	0	0	0	0	0
1	0.0	0.0	0.0	0.0	0.0	0.0	0.0	0.0	0.0	0.0	0.0	0.0	0.0	0.0	0.0	0.0	0.0	0.0	0.0	0.0
2	0.0	0.0	0.0	0.0	0.0	0.0	0.0	0.0	0.0	0.0	0.0	0.0	0.0	0.0	0.0	0.0	0.0	0.0	0.0	0.0
3	0.0	0.0	0.0	0.0	0.0	0.0	0.0	0.0	0.0	0.0	0.0	0.0	0.0	0.0	0.0	0.0	0.0	0.0	0.0	0.0
4	0.0	0.0	0.0	0.0	0.0	0.0	0.0	0.0	0.0	0.0	0.0	0.0	0.0	0.0	0.0	0.0	0.0	0.0	0.0	0.0
5	0.0	0.0	0.0	0.0	0.0	0.0	0.0	0.0	0.0	0.0	0.0	0.0	0.0	0.0	0.0	0.0	0.0	0.0	0.0	0.0
6	0.0	0.0	0.0	0.0	0.0	0.0	0.0	0.0	0.0	0.0	0.0	0.0	0.0	0.0	0.0	0.0	0.0	0.0	0.0	0.0
7	0.0	0.0	0.0	0.0	0.0	0.0	0.0	0.0	0.0	0.0	0.0	0.0	0.0	0.0	0.0	0.0	0.0	0.0	0.0	0.0
8	0.0	0.0	0.0	0.0	0.0	0.0	0.0	0.0	0.0	0.0	0.0	0.0	0.0	0.0	0.0	0.0	0.0	0.0	0.0	0.0
9	0.0	0.0	0.0	0.0	0.0	0.0	0.0	0.0	0.0	0.0	0.0	0.0	0.0	0.0	0.0	0.0	0.0	0.0	0.0	0.0
10	0.0	0.0	0.0	0.0	0.0	0.0	0.0	0.0	0.0	0.0	0.0	0.0	0.0	0.0	0.0	0.0	0.0	0.0	0.0	0.0
11	0.0	0.0	0.0	0.0	0.0	0.0	0.0	0.0	0.0	0.0	0.0	0.0	0.0	0.0	0.0	0.0	0.0	0.0	0.0	0.0
12	0.0	0.0	0.0	0.0	0.0	0.0	0.0	0.0	0.0	0.0	0.0	0.0	0.0	0.0	0.0	0.0	0.0	0.0	0.0	0.0
13	0.0	0.0	0.0	0.0	0.0	0.0	0.0	0.0	0.0	0.0	0.0	0.0	0.0	0.0	0.0	0.0	0.0	0.0	0.0	0.0
14	0.0	0.0	0.0	0.0	0.0	0.0	0.0	0.0	0.0	0.0	0.0	0.0	0.0	0.0	0.0	0.0	0.0	0.0	0.0	0.0
15	0.0	0.0	0.0	0.0	0.0	0.0	0.0	0.0	0.0	0.0	0.0	0.0	0.0	0.0	0.0	0.0	0.0	0.0	0.0	0.0
16	0.0	0.0	0.0	0.0	0.0	0.0	0.0	0.0	0.0	0.0	0.0	0.0	0.0	0.0	0.0	0.0	0.0	0.0	0.0	0.0
17	0.0	0.0	0.0	0.0	0.0	0.0	0.0	0.0	0.0	0.0	0.0	0.0	0.0	0.0	0.0	0.0	0.0	0.0	0.0	0.0
18	0.0	0.0	0.0	0.0	0.0	0.0	0.0	0.0	0.0	0.0	0.0	0.0	0.0	0.0	0.0	0.0	0.0	0.0	0.0	0.0
19	0.0	0.0	0.0	0.0	0.0	0.0	0.0	0.0	0.0	0.0	0.0	0.0	0.0	0.0	0.0	0.0	0.0	0.0	0.0	0.0
20	0.0	0.0	0.0	0.0	0.0	0.0	0.0	0.0	0.0	0.0	0.0	0.0	0.0	0.0	0.0	0.0	0.0	0.0	0.0	0.0
21	0.0	0.0	0.0	0.0	0.0	0.0	0.0	0.0	0.0	0.0	0.0	0.0	0.0	0.0	0.0	0.0	0.0	0.0	0.0	0.0
22	0.0	0.0	0.0	0.0	0.0	0.0	0.0	0.0	0.0	0.0	0.0	0.0	0.0	0.0	0.0	0.0	0.0	0.0	0.0	0.0
23	0.0	0.0	0.0	0.0	0.0	0.0	0.0	0.0	0.0	0.0	0.0	0.0	0.0	0.0	0.0	0.0	0.0	0.0	0.0	0.0
24	0.0	0.0	0.0	0.0	0.0	0.0	0.0	0.0	0.0	0.0	0.0	0.0	0.0	0.0	0.0	0.0	0.0	0.0	0.0	0.0
25	0.0	0.0	0.0	0.0	0.0	0.0	0.0	0.0	0.0	0.0	0.0	0.0	0.0	0.0	0.0	0.0	0.0	0.0	0.0	0.0
26	0.0	0.0	0.0	0.0	0.0	0.0	0.0	0.0	0.0	0.0	0.0	0.0	0.0	0.0	0.0	0.0	0.0	0.0	0.0	0.0
27	0.0	0.0	0.0	0.0	0.0	0.0	0.0	0.0	0.0	0.0	0.0	0.0	0.0	0.0	0.0	0.0	0.0	0.0	0.0	0.0
28	0.0	0.0	0.0	0.0	0.0	0.0	0.0	0.0	0.0	0.0	0.0	0.0	0.0	0.0	0.0	0.0	0.0	0.0	0.0	0.0
29	0.0	0.0	0.0	0.0	0.0	0.0	0.0	0.0	0.0	0.0	0.0	0.0	0.0	0.0	0.0	0.0	0.0	0.0	0.0	0.0
30	0.1	0.1	0.1	0.1	0.1	0.1	0.1	0.1	0.1	0.1	0.0	0.0	0.0	0.0	0.0	0.0	0.0	0.0	0.0	0.0
31	0.0	0.0	0.0	0.0	0.0	0.0	0.0	0.0	0.0	0.0	0.0	0.0	0.0	0.0	0.0	0.0	0.0	0.0	0.0	0.0
32	0.0	0.0	0.0	0.0	0.0	0.0	0.0	0.0	0.0	0.0	0.0	0.0	0.0	0.0	0.0	0.0	0.0	0.0	0.0	0.0
33	0.0	0.0	0.0	0.0	0.0	0.0	0.0	0.0	0.0	0.0	0.0	0.0	0.0	0.0	0.0	0.0	0.0	0.0	0.0	0.0
34	0.0	0.0	0.0	0.0	0.0	0.0	0.0	0.0	0.0	0.0	0.0	0.0	0.0	0.0	0.0	0.0	0.0	0.0	0.0	0.0
35	0.0	0.0	0.0	0.0	0.0	0.0	0.0	0.0	0.0	0.0	0.0	0.0	0.0	0.0	0.0	0.0	0.0	0.0	0.0	0.0
36	0.0	0.0	0.0	0.0	0.0	0.0	0.0	0.0	0.0	0.0	0.0	0.0	0.0	0.0	0.0	0.0	0.0	0.0	0.0	0.0
37	0.0	0.0	0.0	0.0	0.0	0.0	0.0	0.0	0.0	0.0	0.0	0.0	0.0	0.0	0.0	0.0	0.0	0.0	0.0	0.0
38	0.0	0.0	0.0	0.0	0.0	0.0	0.0	0.0	0.0	0.0	0.0	0.0	0.0	0.0	0.0	0.0	0.0	0.0	0.0	0.0
39	0.0	0.0	0.0	0.0	0.0	0.0	0.0	0.0	0.0	0.0	0.0	0.0	0.0	0.0	0.0	0.0	0.0	0.0	0.0	0.0

DATE : 8/27/21
TIME : 9:56:26

RECEPTOR - LINK MATRIX FOR THE ANGLE PRODUCING
THE MAXIMUM CONCENTRATION FOR EACH RECEPTOR

CO/LINK (PPM)
ANGLE (DEGREES)

LINK #	REC21 0 0	REC22 0	REC23 0	REC24 0	REC25 0	REC26 0	REC27 0	REC28 0	REC29 0	REC30 0	REC31 0	REC32 0	REC33 0	REC34 0	REC35 0	REC36 0	REC37 0	REC38 0	REC39 0	REC40
1	0.0	0.0	0.0	0.0	0.0	0.0	0.0	0.0	0.0	0.0	0.0	0.0	0.0	0.0	0.0	0.0	0.0	0.0	0.0	0.0
2	0.0	0.0	0.0	0.0	0.0	0.0	0.0	0.0	0.0	0.0	0.0	0.0	0.0	0.0	0.0	0.0	0.0	0.0	0.0	0.0
3	0.0	0.0	0.0	0.0	0.0	0.0	0.0	0.0	0.0	0.0	0.0	0.0	0.0	0.0	0.0	0.0	0.0	0.0	0.0	0.0
4	0.0	0.0	0.0	0.0	0.0	0.0	0.0	0.0	0.0	0.0	0.0	0.0	0.0	0.0	0.0	0.0	0.0	0.0	0.0	0.0
5	0.0	0.0	0.0	0.0	0.0	0.0	0.0	0.0	0.0	0.0	0.0	0.0	0.0	0.0	0.0	0.0	0.0	0.0	0.0	0.0
6	0.0	0.0	0.0	0.0	0.0	0.0	0.0	0.0	0.0	0.0	0.0	0.0	0.0	0.0	0.0	0.0	0.0	0.0	0.0	0.0
7	0.0	0.0	0.0	0.0	0.0	0.0	0.0	0.0	0.0	0.0	0.0	0.0	0.0	0.0	0.0	0.0	0.0	0.0	0.0	0.0
8	0.0	0.0	0.0	0.0	0.0	0.0	0.0	0.0	0.0	0.0	0.0	0.0	0.0	0.0	0.0	0.0	0.0	0.0	0.0	0.0
9	0.0	0.0	0.0	0.0	0.0	0.0	0.0	0.0	0.0	0.0	0.0	0.0	0.0	0.0	0.0	0.0	0.0	0.0	0.0	0.0
10	0.0	0.0	0.0	0.0	0.0	0.0	0.0	0.0	0.0	0.0	0.0	0.0	0.0	0.0	0.0	0.0	0.0	0.0	0.0	0.0
11	0.0	0.0	0.0	0.0	0.0	0.0	0.0	0.0	0.0	0.0	0.0	0.0	0.0	0.0	0.0	0.0	0.0	0.0	0.0	0.0
12	0.0	0.0	0.0	0.0	0.0	0.0	0.0	0.0	0.0	0.0	0.0	0.0	0.0	0.0	0.0	0.0	0.0	0.0	0.0	0.0
13	0.0	0.0	0.0	0.0	0.0	0.0	0.0	0.0	0.0	0.0	0.0	0.0	0.0	0.0	0.0	0.0	0.0	0.0	0.0	0.0
14	0.0	0.0	0.0	0.0	0.0	0.0	0.0	0.0	0.0	0.0	0.0	0.0	0.0	0.0	0.0	0.0	0.0	0.0	0.0	0.0
15	0.0	0.0	0.0	0.0	0.0	0.0	0.0	0.0	0.0	0.0	0.0	0.0	0.0	0.0	0.0	0.0	0.0	0.0	0.0	0.0
16	0.0	0.0	0.0	0.0	0.0	0.0	0.0	0.0	0.0	0.0	0.0	0.0	0.0	0.0	0.0	0.0	0.0	0.0	0.0	0.0
17	0.0	0.0	0.0	0.0	0.0	0.0	0.0	0.0	0.0	0.0	0.0	0.0	0.0	0.0	0.0	0.0	0.0	0.0	0.0	0.0
18	0.0	0.0	0.0	0.0	0.0	0.0	0.0	0.0	0.0	0.0	0.0	0.0	0.0	0.0	0.0	0.0	0.0	0.0	0.0	0.0
19	0.0	0.0	0.0	0.0	0.0	0.0	0.0	0.0	0.0	0.0	0.0	0.0	0.0	0.0	0.0	0.0	0.0	0.0	0.0	0.0
20	0.0	0.0	0.0	0.0	0.0	0.0	0.0	0.0	0.0	0.0	0.0	0.0	0.0	0.0	0.0	0.0	0.0	0.0	0.0	0.0
21	0.0	0.0	0.0	0.0	0.0	0.0	0.0	0.0	0.0	0.0	0.0	0.0	0.0	0.0	0.0	0.0	0.0	0.0	0.0	0.0
22	0.0	0.0	0.0	0.0	0.0	0.0	0.0	0.0	0.0	0.0	0.0	0.0	0.0	0.0	0.0	0.0	0.0	0.0	0.0	0.0
23	0.0	0.0	0.0	0.0	0.0	0.0	0.0	0.0	0.0	0.0	0.0	0.0	0.0	0.0	0.0	0.0	0.0	0.0	0.0	0.0
24	0.0	0.0	0.0	0.0	0.0	0.0	0.0	0.0	0.0	0.0	0.0	0.0	0.0	0.0	0.0	0.0	0.0	0.0	0.0	0.0
25	0.0	0.0	0.0	0.0	0.0	0.0	0.0	0.0	0.0	0.0	0.0	0.0	0.0	0.0	0.0	0.0	0.0	0.0	0.0	0.0
26	0.0	0.0	0.0	0.0	0.0	0.0	0.0	0.0	0.0	0.0	0.0	0.0	0.0	0.0	0.0	0.0	0.0	0.0	0.0	0.0
27	0.0	0.0	0.0	0.0	0.0	0.0	0.0	0.0	0.0	0.0	0.0	0.0	0.0	0.0	0.0	0.0	0.0	0.0	0.0	0.0
28	0.0	0.0	0.0	0.0	0.0	0.0	0.0	0.0	0.0	0.0	0.0	0.0	0.0	0.0	0.0	0.0	0.0	0.0	0.0	0.0
29	0.0	0.0	0.0	0.0	0.0	0.0	0.0	0.0	0.0	0.0	0.0	0.0	0.0	0.0	0.0	0.0	0.0	0.0	0.0	0.0
30	0.0	0.0	0.0	0.0	0.0	0.0	0.0	0.0	0.0	0.0	0.0	0.0	0.0	0.0	0.0	0.0	0.0	0.0	0.0	0.0
31	0.0	0.0	0.0	0.0	0.0	0.0	0.0	0.0	0.0	0.0	0.0	0.0	0.0	0.0	0.0	0.0	0.0	0.0	0.0	0.0
32	0.0	0.0	0.0	0.0	0.0	0.0	0.0	0.0	0.0	0.0	0.0	0.0	0.0	0.0	0.0	0.0	0.0	0.0	0.0	0.0
33	0.0	0.0	0.0	0.0	0.0	0.0	0.0	0.0	0.0	0.0	0.0	0.0	0.0	0.0	0.0	0.0	0.0	0.0	0.0	0.0
34	0.0	0.0	0.0	0.0	0.0	0.0	0.0	0.0	0.0	0.0	0.0	0.0	0.0	0.0	0.0	0.0	0.0	0.0	0.0	0.0

35	*	0.0	0.0	0.0	0.0	0.0	0.0	0.0	0.0	0.0	0.0	0.0	0.0	0.0	0.0	0.0	0.0	0.0	0.0	0.0	0.0
36	*	0.0	0.0	0.0	0.0	0.0	0.0	0.0	0.0	0.0	0.0	0.0	0.0	0.0	0.0	0.0	0.0	0.0	0.0	0.0	0.0
37	*	0.0	0.0	0.0	0.0	0.0	0.0	0.0	0.0	0.0	0.0	0.0	0.0	0.0	0.0	0.0	0.0	0.0	0.0	0.0	0.0
38	*	0.0	0.0	0.0	0.0	0.0	0.0	0.0	0.0	0.0	0.0	0.0	0.0	0.0	0.0	0.0	0.0	0.0	0.0	0.0	0.0
39	*	0.0	0.0	0.0	0.0	0.0	0.0	0.0	0.0	0.0	0.0	0.0	0.0	0.0	0.0	0.0	0.0	0.0	0.0	0.0	0.0

JOB: SR101L&67thAveTI (2040NoBuild) RUN: 2040NoBuild 67thAve TI PM

DATE : 8/27/21
TIME : 9:56:26

RECEPTOR - LINK MATRIX FOR THE ANGLE PRODUCING
THE MAXIMUM CONCENTRATION FOR EACH RECEPTOR

		CO/LINK (PPM)								
	*	ANGLE (DEGREES)								
	*	REC41	REC42	REC43	REC44	REC45	REC46	REC47	REC48	REC49
LINK #	*	320	0	0	0	0	0	0	0	0
1	*	0.0	0.0	0.0	0.0	0.0	0.0	0.0	0.0	0.0
2	*	0.0	0.0	0.0	0.0	0.0	0.0	0.0	0.0	0.0
3	*	0.0	0.0	0.0	0.0	0.0	0.0	0.0	0.0	0.0
4	*	0.0	0.0	0.0	0.0	0.0	0.0	0.0	0.0	0.0
5	*	0.0	0.0	0.0	0.0	0.0	0.0	0.0	0.0	0.0
6	*	0.0	0.0	0.0	0.0	0.0	0.0	0.0	0.0	0.0
7	*	0.0	0.0	0.0	0.0	0.0	0.0	0.0	0.0	0.0
8	*	0.0	0.0	0.0	0.0	0.0	0.0	0.0	0.0	0.0
9	*	0.0	0.0	0.0	0.0	0.0	0.0	0.0	0.0	0.0
10	*	0.0	0.0	0.0	0.0	0.0	0.0	0.0	0.0	0.0
11	*	0.0	0.0	0.0	0.0	0.0	0.0	0.0	0.0	0.0
12	*	0.0	0.0	0.0	0.0	0.0	0.0	0.0	0.0	0.0
13	*	0.0	0.0	0.0	0.0	0.0	0.0	0.0	0.0	0.0
14	*	0.0	0.0	0.0	0.0	0.0	0.0	0.0	0.0	0.0
15	*	0.0	0.0	0.0	0.0	0.0	0.0	0.0	0.0	0.0
16	*	0.0	0.0	0.0	0.0	0.0	0.0	0.0	0.0	0.0
17	*	0.0	0.0	0.0	0.0	0.0	0.0	0.0	0.0	0.0
18	*	0.0	0.0	0.0	0.0	0.0	0.0	0.0	0.0	0.0
19	*	0.0	0.0	0.0	0.0	0.0	0.0	0.0	0.0	0.0
20	*	0.0	0.0	0.0	0.0	0.0	0.0	0.0	0.0	0.0
21	*	0.0	0.0	0.0	0.0	0.0	0.0	0.0	0.0	0.0
22	*	0.0	0.0	0.0	0.0	0.0	0.0	0.0	0.0	0.0
23	*	0.0	0.0	0.0	0.0	0.0	0.0	0.0	0.0	0.0
24	*	0.0	0.0	0.0	0.0	0.0	0.0	0.0	0.0	0.0
25	*	0.0	0.0	0.0	0.0	0.0	0.0	0.0	0.0	0.0
26	*	0.0	0.0	0.0	0.0	0.0	0.0	0.0	0.0	0.0
27	*	0.0	0.0	0.0	0.0	0.0	0.0	0.0	0.0	0.0

28	*	0.0	0.0	0.0	0.0	0.0	0.0	0.0	0.0	0.0
29	*	0.1	0.0	0.0	0.0	0.0	0.0	0.0	0.0	0.0
30	*	0.0	0.0	0.0	0.0	0.0	0.0	0.0	0.0	0.0
31	*	0.0	0.0	0.0	0.0	0.0	0.0	0.0	0.0	0.0
32	*	0.0	0.0	0.0	0.0	0.0	0.0	0.0	0.0	0.0
33	*	0.0	0.0	0.0	0.0	0.0	0.0	0.0	0.0	0.0
34	*	0.0	0.0	0.0	0.0	0.0	0.0	0.0	0.0	0.0
35	*	0.0	0.0	0.0	0.0	0.0	0.0	0.0	0.0	0.0
36	*	0.0	0.0	0.0	0.0	0.0	0.0	0.0	0.0	0.0
37	*	0.0	0.0	0.0	0.0	0.0	0.0	0.0	0.0	0.0
38	*	0.0	0.0	0.0	0.0	0.0	0.0	0.0	0.0	0.0
39	*	0.0	0.0	0.0	0.0	0.0	0.0	0.0	0.0	0.0

CAL3QHC: LINE SOURCE DISPERSION MODEL - VERSION 2.0 Dated 95221 PAGE 1

JOB: SR101L&67thAveTI (2040NoBuild) RUN: 2040NoBuild 67thAve TI PM

DATE : 8/27/21
TIME : 9:56:33

The MODE flag has been set to C for calculating CO averages.

SITE & METEOROLOGICAL VARIABLES

VS = 0.0 CM/S VD = 0.0 CM/S Z0 = 108. CM
U = 1.0 M/S CLAS = 4 (D) ATIM = 60. MINUTES MIXH = 1000. M AMB = 0.0 PPM

LINK VARIABLES

	LINK DESCRIPTION	LINK COORDINATES (FT) X1	Y1	X2	Y2	LENGTH (FT)	BRG (DEG)	TYPE	VPH	EF (G/MI)	H (FT)	W (FT)	V/C	QUEUE (VEH)
1.	1_SR101_EB_ML_S1	611363.2	970723.0	612413.8	970773.2	1052.	87.	DP	5858.	0.5	-15.0	68.0		
2.	2_SR101_EB_ML_S2	612413.8	970773.2	613432.4	970822.5	1020.	87.	DP	5858.	0.5	-20.0	68.0		
3.	3_SR101_EB_ML_S3	613432.4	970822.5	614514.4	970872.8	1083.	87.	DP	5858.	0.5	-15.0	68.0		
4.	4_SR101_WB_ML_S1	612408.8	970842.7	611362.7	970792.4	1047.	267.	DP	7825.	0.6	-15.0	68.0		
5.	5_SR101_WB_ML_S2	613426.6	970891.7	612408.8	970842.7	1019.	267.	DP	7825.	0.6	-20.0	68.0		
6.	6_SR101_WB_ML_S3	614511.4	970942.6	613426.6	970891.7	1086.	267.	DP	7825.	0.6	-15.0	68.0		
7.	7_EB_frontage_road_S	611369.8	970576.8	612441.6	970592.7	1072.	89.	AG	426.	0.6	0.0	44.0		
8.	8_EB_frontage_road_S	612441.0	970607.9	612967.6	970618.0	527.	89.	AG	1058.	0.7	0.0	68.0		
9.	9_EB_67th Ave offram	612885.9	970602.7	612938.7	970557.3	70.	131.	AG	119.	0.5	0.0	32.0		
10.	10_EB_67th_Ave_offra	611366.5	970682.2	612440.9	970619.7	1076.	93.	DP	588.	0.8	-10.0	32.0		
11.	11_67th_Ave_NB_onram	613018.9	970553.2	613072.6	970621.1	87.	38.	AG	345.	0.6	0.0	32.0		
12.	12_EB_67th_Ave_onram	612972.0	970632.3	613386.7	970659.1	416.	86.	AG	1626.	0.6	0.0	56.0		
13.	13_EB_67th_Ave_onram	613385.5	970671.2	614515.5	970831.3	1141.	82.	DP	1032.	0.5	-10.0	44.0		
14.	14_EB_frontage_road_	613387.3	970645.6	614518.9	970720.9	1134.	86.	AG	518.	0.7	0.0	44.0		
15.	15_WB_67th_Ave_offra	614507.5	970995.8	613531.5	971056.2	978.	274.	DP	1158.	1.0	-10.0	32.0		
16.	16_WB_frontage_road_	614518.6	971111.4	613534.4	971079.4	985.	268.	AG	330.	0.8	0.0	32.0		
17.	17_WB_67th_Ave_offra	613531.5	971056.2	612981.4	971043.2	550.	269.	AG	1158.	0.8	0.0	44.0		
18.	18_WB_frontage_road_	613534.3	971078.9	612985.6	971064.3	549.	268.	AG	330.	0.8	0.0	44.0		
19.	19_WB_67th_Ave_offra	613075.6	971073.4	613014.1	971113.8	74.	303.	AG	537.	0.6	0.0	32.0		
20.	20_WB_67th_Ave_onram	612932.7	971133.8	612877.7	971050.2	100.	213.	AG	521.	0.6	0.0	32.0		
21.	21_WB_67th_Ave_onram	612979.5	971043.7	612571.4	971010.8	409.	265.	AG	1150.	0.6	0.0	56.0		
22.	22_WB_frontage_road_	612570.9	971023.6	611359.9	970946.4	1213.	266.	AG	621.	0.8	0.0	44.0		
23.	23_WB_67th_Ave_onram	612572.6	970997.4	611363.7	970838.7	1219.	263.	DP	494.	0.5	-10.0	44.0		
24.	24_SB_67th_Ave_S1	612958.2	971834.8	612960.2	971063.4	771.	180.	AG	1989.	1.0	0.0	56.0		
25.	25_SB_67th_Ave_S2	612960.2	971063.4	612948.7	970613.7	450.	181.	BR	1850.	0.9	0.0	68.0		
26.	26_SB_67th_Ave_S3	612948.7	970613.7	612952.8	969931.1	683.	180.	AG	958.	0.6	0.0	44.0		
27.	27_SB_67th_Ave_left	612971.1	970692.7	613065.6	970636.9	110.	121.	AG	1011.	0.6	0.0	44.0		
28.	28_NB_67th_Ave_S1	613001.7	969939.4	613001.0	970612.9	673.	360.	AG	1354.	0.8	0.0	44.0		

```
 29. 29_NB_67th_Ave_S2   * 613001.0  970612.9  613003.3  971063.0 *     450.     0. BR   1678.   0.9   0.0 56.0
 30. 30_NB_67th_Ave_S3   * 613003.3  971063.0  613002.5  971831.7 *     769.   360. AG   2240.   1.0   0.0 44.0
 31. 31_NB_67th_Ave_left * 612986.5  970989.7  612914.2  971034.2 *      85.   302. AG    489.   0.6   0.0 32.0
 32. 32_EB_67th_offramp_Q* 612912.2  970616.4  612602.2  970602.3 *     310.   267. AG      8. 100.0   0.0 48.0 0.74  15.8
 33. 33_WB_67th_offramp_Q* 613039.7  971055.1  613499.4  971067.6 *     460.    89. AG      7. 100.0   0.0 48.0 0.80  23.4
 34. 34_SB_67th_Ave_Queue* 612953.9  971091.0  612955.7  971570.7 *     480.     0. AG      9. 100.0   0.0 60.0 0.86  24.4
 35. 35T_SB_67th_Ave_brid* 612947.5  970679.9  612950.6  970833.3 *     154.     1. BR      1. 100.0   0.0 24.0 0.32   7.8
 36. 35L_SB_67th_Ave_brid* 612969.6  970695.5  612969.3  971049.7 *     354.   360. BR      2. 100.0   0.0 24.0 0.56  18.0
 37. 36T_NB_67th_Ave_brid* 613005.2  970980.6  613003.7  970648.7 *     332.   180. BR      2. 100.0   0.0 24.0 0.51  16.9
 38. 36L_NB_67th_Ave_brid* 612988.4  970962.5  612989.0  970441.1 *     521.   180. BR      2. 100.0   0.0 12.0 0.77  26.5
 39. 37_NB_67th_Ave_Queue* 613003.5  970578.4  613002.0  969886.6 *     692.   180. AG      8. 100.0   0.0 48.0 1.08  35.1
                                                                                                          PAGE  2
 JOB: SR101L&67thAveTI (2040NoBuild)                        RUN: 2040NoBuild 67thAve TI PM

 DATE :  8/27/21
 TIME :  9:56:33

  ADDITIONAL QUEUE LINK PARAMETERS
  --------------------------------
    LINK DESCRIPTION     *    CYCLE    RED     CLEARANCE  APPROACH  SATURATION   IDLE   SIGNAL   ARRIVAL
                         *    LENGTH   TIME    LOST TIME    VOL     FLOW RATE   EM FAC   TYPE     RATE
                         *     (SEC)   (SEC)    (SEC)      (VPH)      (VPH)    (gm/hr)
 ------------------------*-------------------------------- --------- ------------------- -----------------
 32. 32_EB_67th_offramp_Q*     281      215       5.0      1058       1714       0.92      2        3
 33. 33_WB_67th_offramp_Q*     314      214       5.0      1574       1661       0.92      2        3
 34. 34_SB_67th_Ave_Queue*     314      221       5.0      1989       1676       0.92      2        3
 35. 35T_SB_67th_Ave_brid*     281       67       5.0       839       1780       0.92      2        3
 36. 35L_SB_67th_Ave_brid*     281      128       5.0      1012       1730       0.92      2        3
 37. 36T_NB_67th_Ave_brid*     314      102       5.0      1190       1780       0.92      2        3
 38. 36L_NB_67th_Ave_brid*     314      195       5.0       489       1781       0.92      2        3
 39. 37_NB_67th_Ave_Queue*     281      221       5.0      1354       1670       0.92      2        3

  RECEPTOR LOCATIONS
  ------------------
                         *          COORDINATES (FT)          *
    RECEPTOR             *      X          Y          Z       *
-------------------------*-----------------------------------*
 1. R50                  *    612918.8   969988.0        5.9   *
 2. R51                  *    612920.1   970070.0        5.9   *
 3. R52                  *    612921.4   970152.0        5.9   *
 4. R53                  *    612925.2   970233.9        5.9   *
 5. R54                  *    612925.2   970317.3        5.9   *
 6. R55                  *    612925.2   970399.3        5.9   *
 7. R56                  *    612925.2   970481.4        5.9   *
 8. R57                  *    612925.2   970563.3        5.9   *
 9. R58                  *    612917.9   970660.5        5.9   *
10. R59                  *    612843.2   970564.3        5.9   *
```

```
11. R60                  *    612761.2   970563.6        5.9   *
12. R61                  *    612679.2   970563.0        5.9   *
13. R62                  *    612597.2   970562.3        5.9   *
14. R63                  *    612515.2   970561.5        5.9   *
15. R64                  *    612433.2   970560.9        5.9   *
16. R65                  *    612351.2   970560.2        5.9   *
17. R66                  *    612269.3   970559.5        5.9   *
18. R67                  *    612187.2   970558.9        5.9   *
19. R68                  *    612105.3   970558.2        5.9   *
20. R69                  *    612023.3   970557.5        5.9   *
21. R70                  *    611941.4   970551.8        5.9   *
22. R71                  *    611859.5   970551.0        5.9   *
23. R72                  *    611777.5   970550.3        5.9   *
24. R73                  *    611695.4   970549.5        5.9   *
25. R74                  *    612922.6   971822.9        5.9   *
26. R75                  *    612921.4   971741.0        5.9   *
27. R76                  *    612920.1   971659.0        5.9   *
28. R77                  *    612917.4   971577.1        5.9   *
29. R78                  *    612918.5   971495.0        5.9   *
30. R79                  *    612917.3   971413.0        5.9   *
31. R80                  *    612913.6   971331.2        5.9   *
32. R81                  *    612901.4   971250.6        5.9   *
33. R82                  *    612900.1   971168.6        5.9   *
34. R83                  *    612898.8   971086.7        5.9   *
35. R84                  *    612837.2   971301.6        5.9   *
36. R85                  *    612760.6   971272.2        5.9   *
37. R86                  *    612762.4   971190.2        5.9   *
```


JOB: SR101L&67thAveTI (2040NoBuild) RUN: 2040NoBuild 67thAve TI PM

DATE : 8/27/21
TIME : 9:56:33

RECEPTOR LOCATIONS

```
                         *          COORDINATES (FT)          *
  RECEPTOR               *      X          Y          Z       *
---------------- --------*-----------------------------------*
38. R87                  *    612680.5   971173.9        5.9   *
39. R88                  *    612599.0   971165.2        5.9   *
40. R89                  *    612517.4   971156.6        5.9   *
41. R90                  *    612435.9   971148.0        5.9   *
42. R91                  *    612354.2   971140.9        5.9   *
43. R92                  *    612272.8   971130.8        5.9   *
44. R93                  *    612191.2   971122.1        5.9   *
45. R94                  *    612109.7   971113.4        5.9   *
```

```
    46. R95                  *    612028.2   971104.8        5.9   *
    47. R96                  *    611946.6   971096.2        5.9   *
    48. R97                  *    611865.2   971087.5        5.9   *
    49. R98                  *    611783.6   971078.9        5.9   *
    50. R99                  *    611700.6   971071.6        5.9   *
                                                                                                                                PAGE  4
     JOB: SR101L&67thAveTI (2040NoBuild)                        RUN: 2040NoBuild 67thAve TI PM

      MODEL RESULTS
      -------------

      REMARKS : In search of the angle corresponding to
                the maximum concentration, only the first
                angle, of the angles with same maximum
                concentrations, is indicated as maximum.

WIND ANGLE RANGE:   0.-360.

WIND  * CONCENTRATION
ANGLE *      (PPM)
(DEGR)* REC1  REC2  REC3  REC4  REC5  REC6  REC7  REC8  REC9  REC10 REC11 REC12 REC13 REC14 REC15 REC16 REC17 REC18 REC19 REC20
------*-------------------------------------------------------------------------------------------------------------------------
  0.  *   0.0   0.0   0.0   0.0   0.0   0.0   0.0   0.1   0.1   0.0   0.0   0.0   0.0   0.0   0.0   0.0   0.0   0.0   0.0   0.0
 10.  *   0.0   0.0   0.0   0.0   0.0   0.0   0.0   0.1   0.1   0.0   0.0   0.0   0.0   0.0   0.0   0.0   0.0   0.0   0.0   0.0
 20.  *   0.0   0.0   0.0   0.0   0.0   0.0   0.0   0.0   0.1   0.0   0.0   0.0   0.0   0.0   0.0   0.0   0.0   0.0   0.0   0.0
 30.  *   0.0   0.0   0.0   0.0   0.0   0.0   0.0   0.0   0.1   0.0   0.0   0.0   0.0   0.0   0.0   0.0   0.0   0.0   0.0   0.0
 40.  *   0.0   0.0   0.0   0.0   0.0   0.0   0.0   0.0   0.1   0.0   0.0   0.0   0.0   0.0   0.0   0.0   0.0   0.0   0.0   0.0
 50.  *   0.0   0.0   0.0   0.0   0.0   0.0   0.0   0.0   0.1   0.0   0.0   0.0   0.0   0.0   0.0   0.0   0.0   0.0   0.0   0.0
 60.  *   0.0   0.0   0.0   0.0   0.0   0.0   0.0   0.0   0.1   0.0   0.0   0.0   0.0   0.0   0.0   0.0   0.0   0.0   0.0   0.0
 70.  *   0.0   0.0   0.0   0.0   0.0   0.0   0.0   0.0   0.0   0.0   0.0   0.0   0.0   0.0   0.0   0.0   0.0   0.0   0.0   0.0
 80.  *   0.0   0.0   0.0   0.0   0.0   0.0   0.0   0.0   0.0   0.0   0.0   0.0   0.0   0.0   0.0   0.0   0.0   0.0   0.0   0.0
 90.  *   0.0   0.0   0.0   0.0   0.0   0.0   0.0   0.0   0.1   0.0   0.0   0.0   0.0   0.0   0.0   0.0   0.0   0.0   0.0   0.0
100.  *   0.0   0.0   0.0   0.0   0.0   0.0   0.0   0.0   0.1   0.0   0.0   0.0   0.0   0.0   0.0   0.0   0.0   0.0   0.0   0.0
110.  *   0.0   0.0   0.0   0.0   0.0   0.0   0.0   0.0   0.1   0.0   0.0   0.0   0.0   0.0   0.0   0.0   0.0   0.0   0.0   0.0
120.  *   0.0   0.0   0.0   0.0   0.0   0.0   0.0   0.0   0.0   0.0   0.0   0.0   0.0   0.0   0.0   0.0   0.0   0.0   0.0   0.0
130.  *   0.0   0.0   0.0   0.0   0.0   0.0   0.0   0.0   0.0   0.0   0.0   0.0   0.0   0.0   0.0   0.0   0.0   0.0   0.0   0.0
140.  *   0.0   0.0   0.0   0.0   0.0   0.0   0.0   0.0   0.0   0.0   0.0   0.0   0.0   0.0   0.0   0.0   0.0   0.0   0.0   0.0
150.  *   0.0   0.0   0.0   0.0   0.0   0.0   0.0   0.0   0.0   0.0   0.0   0.0   0.0   0.0   0.0   0.0   0.0   0.0   0.0   0.0
160.  *   0.0   0.0   0.0   0.0   0.0   0.0   0.0   0.0   0.0   0.0   0.0   0.0   0.0   0.0   0.0   0.0   0.0   0.0   0.0   0.0
170.  *   0.0   0.0   0.0   0.0   0.0   0.0   0.0   0.0   0.0   0.0   0.0   0.0   0.0   0.0   0.0   0.0   0.0   0.0   0.0   0.0
180.  *   0.0   0.0   0.0   0.0   0.0   0.0   0.0   0.0   0.0   0.0   0.0   0.0   0.0   0.0   0.0   0.0   0.0   0.0   0.0   0.0
190.  *   0.0   0.0   0.0   0.0   0.0   0.0   0.0   0.0   0.0   0.0   0.0   0.0   0.0   0.0   0.0   0.0   0.0   0.0   0.0   0.0
200.  *   0.0   0.0   0.0   0.0   0.0   0.0   0.0   0.0   0.0   0.0   0.0   0.0   0.0   0.0   0.0   0.0   0.0   0.0   0.0   0.0
210.  *   0.0   0.0   0.0   0.0   0.0   0.0   0.0   0.0   0.0   0.0   0.0   0.0   0.0   0.0   0.0   0.0   0.0   0.0   0.0   0.0
220.  *   0.0   0.0   0.0   0.0   0.0   0.0   0.0   0.0   0.0   0.0   0.0   0.0   0.0   0.0   0.0   0.0   0.0   0.0   0.0   0.0
230.  *   0.0   0.0   0.0   0.0   0.0   0.0   0.0   0.0   0.0   0.0   0.0   0.0   0.0   0.0   0.0   0.0   0.0   0.0   0.0   0.0
240.  *   0.0   0.0   0.0   0.0   0.0   0.0   0.0   0.0   0.0   0.0   0.0   0.0   0.0   0.0   0.0   0.0   0.0   0.0   0.0   0.0
```

250.	*	0.0	0.0	0.0	0.0	0.0	0.0	0.0	0.0	0.0	0.0	0.0	0.0	0.0	0.0	0.0	0.0	0.0	0.0	0.0	0.0
260.	*	0.0	0.0	0.0	0.0	0.0	0.0	0.0	0.0	0.0	0.0	0.0	0.0	0.0	0.0	0.0	0.0	0.0	0.0	0.0	0.0
270.	*	0.0	0.0	0.0	0.0	0.0	0.0	0.0	0.0	0.0	0.0	0.0	0.0	0.0	0.0	0.0	0.0	0.0	0.0	0.0	0.0
280.	*	0.0	0.0	0.0	0.0	0.0	0.0	0.0	0.0	0.0	0.0	0.0	0.0	0.0	0.0	0.0	0.0	0.0	0.0	0.0	0.0
290.	*	0.0	0.0	0.0	0.0	0.0	0.0	0.0	0.0	0.0	0.0	0.0	0.0	0.0	0.0	0.0	0.0	0.0	0.0	0.0	0.0
300.	*	0.0	0.0	0.0	0.0	0.0	0.0	0.0	0.0	0.0	0.0	0.0	0.0	0.0	0.0	0.0	0.0	0.0	0.0	0.0	0.0
310.	*	0.0	0.0	0.0	0.0	0.0	0.0	0.0	0.0	0.0	0.0	0.0	0.0	0.0	0.0	0.0	0.0	0.0	0.0	0.0	0.0
320.	*	0.0	0.0	0.0	0.0	0.0	0.0	0.0	0.0	0.0	0.0	0.0	0.0	0.0	0.0	0.0	0.0	0.0	0.0	0.0	0.0
330.	*	0.0	0.0	0.0	0.0	0.0	0.0	0.0	0.0	0.0	0.0	0.0	0.0	0.0	0.0	0.0	0.0	0.0	0.0	0.0	0.0
340.	*	0.0	0.0	0.0	0.0	0.0	0.0	0.0	0.0	0.0	0.0	0.0	0.0	0.0	0.0	0.0	0.0	0.0	0.0	0.0	0.0
350.	*	0.0	0.0	0.0	0.0	0.0	0.0	0.0	0.0	0.0	0.0	0.0	0.0	0.0	0.0	0.0	0.0	0.0	0.0	0.0	0.0
360.	*	0.0	0.0	0.0	0.0	0.0	0.0	0.0	0.1	0.1	0.0	0.0	0.0	0.0	0.0	0.0	0.0	0.0	0.0	0.0	0.0
MAX	*	0.0	0.0	0.0	0.0	0.0	0.0	0.0	0.1	0.1	0.0	0.0	0.0	0.0	0.0	0.0	0.0	0.0	0.0	0.0	0.0
DEGR.	*	0	0	0	0	0	0	0	0	0	0	0	0	0	0	0	0	0	0	0	0

JOB: SR101L&67thAveTI (2040NoBuild) RUN: 2040NoBuild 67thAve TI PM

MODEL RESULTS

REMARKS : In search of the angle corresponding to the maximum concentration, only the first angle, of the angles with same maximum concentrations, is indicated as maximum.

WIND ANGLE RANGE: 0.-360.

WIND ANGLE (DEGR)	*	CONCENTRATION (PPM) REC21	REC22	REC23	REC24	REC25	REC26	REC27	REC28	REC29	REC30	REC31	REC32	REC33	REC34	REC35	REC36	REC37	REC38	REC39	REC40
0.	*	0.0	0.0	0.0	0.0	0.0	0.0	0.0	0.0	0.0	0.0	0.0	0.0	0.0	0.0	0.0	0.0	0.0	0.0	0.0	0.0
10.	*	0.0	0.0	0.0	0.0	0.0	0.0	0.0	0.1	0.1	0.1	0.1	0.0	0.0	0.0	0.0	0.0	0.0	0.0	0.0	0.0
20.	*	0.0	0.0	0.0	0.0	0.0	0.0	0.1	0.1	0.1	0.1	0.1	0.1	0.1	0.1	0.0	0.0	0.0	0.0	0.0	0.0
30.	*	0.0	0.0	0.0	0.0	0.0	0.1	0.1	0.1	0.1	0.1	0.1	0.1	0.1	0.1	0.0	0.0	0.0	0.0	0.0	0.0
40.	*	0.0	0.0	0.0	0.0	0.0	0.1	0.1	0.1	0.1	0.1	0.1	0.0	0.0	0.0	0.0	0.0	0.0	0.0	0.0	0.0
50.	*	0.0	0.0	0.0	0.0	0.0	0.1	0.1	0.1	0.1	0.1	0.1	0.0	0.0	0.0	0.0	0.0	0.0	0.0	0.0	0.0
60.	*	0.0	0.0	0.0	0.0	0.0	0.1	0.1	0.1	0.1	0.1	0.0	0.0	0.0	0.0	0.0	0.0	0.0	0.0	0.0	0.0
70.	*	0.0	0.0	0.0	0.0	0.0	0.1	0.0	0.0	0.0	0.0	0.0	0.0	0.0	0.0	0.0	0.0	0.0	0.0	0.0	0.0
80.	*	0.0	0.0	0.0	0.0	0.0	0.1	0.1	0.0	0.0	0.0	0.0	0.0	0.0	0.0	0.0	0.0	0.0	0.0	0.0	0.0
90.	*	0.0	0.0	0.0	0.0	0.0	0.1	0.1	0.1	0.1	0.1	0.0	0.0	0.0	0.0	0.0	0.0	0.0	0.0	0.0	0.0
100.	*	0.0	0.0	0.0	0.0	0.1	0.1	0.1	0.0	0.0	0.0	0.0	0.0	0.0	0.0	0.0	0.0	0.0	0.0	0.0	0.0
110.	*	0.0	0.0	0.0	0.0	0.1	0.1	0.0	0.0	0.0	0.0	0.0	0.0	0.0	0.0	0.0	0.0	0.0	0.0	0.0	0.0
120.	*	0.0	0.0	0.0	0.0	0.1	0.1	0.1	0.1	0.1	0.1	0.0	0.0	0.0	0.0	0.0	0.0	0.0	0.0	0.0	0.0
130.	*	0.0	0.0	0.0	0.0	0.1	0.1	0.1	0.1	0.1	0.1	0.1	0.0	0.0	0.0	0.0	0.0	0.0	0.0	0.0	0.0

140.	*	0.0	0.0	0.0	0.0	0.1	0.1	0.1	0.1	0.1	0.1	0.1	0.0	0.0	0.0	0.0	0.0	0.0	0.0	0.0	0.0
150.	*	0.0	0.0	0.0	0.0	0.1	0.1	0.1	0.1	0.1	0.1	0.1	0.0	0.0	0.0	0.0	0.0	0.0	0.0	0.0	0.0
160.	*	0.0	0.0	0.0	0.0	0.1	0.1	0.1	0.1	0.1	0.1	0.1	0.0	0.0	0.0	0.0	0.0	0.0	0.0	0.0	0.0
170.	*	0.0	0.0	0.0	0.0	0.1	0.1	0.1	0.1	0.1	0.1	0.0	0.0	0.0	0.0	0.0	0.0	0.0	0.0	0.0	0.0
180.	*	0.0	0.0	0.0	0.0	0.1	0.1	0.0	0.0	0.0	0.0	0.0	0.0	0.0	0.0	0.0	0.0	0.0	0.0	0.0	0.0
190.	*	0.0	0.0	0.0	0.0	0.0	0.0	0.0	0.0	0.0	0.0	0.0	0.0	0.0	0.0	0.0	0.0	0.0	0.0	0.0	0.0
200.	*	0.0	0.0	0.0	0.0	0.0	0.0	0.0	0.0	0.0	0.0	0.0	0.0	0.0	0.0	0.0	0.0	0.0	0.0	0.0	0.0
210.	*	0.0	0.0	0.0	0.0	0.0	0.0	0.0	0.0	0.0	0.0	0.0	0.0	0.0	0.0	0.0	0.0	0.0	0.0	0.0	0.0
220.	*	0.0	0.0	0.0	0.0	0.0	0.0	0.0	0.0	0.0	0.0	0.0	0.0	0.0	0.0	0.0	0.0	0.0	0.0	0.0	0.0
230.	*	0.0	0.0	0.0	0.0	0.0	0.0	0.0	0.0	0.0	0.0	0.0	0.0	0.0	0.0	0.0	0.0	0.0	0.0	0.0	0.0
240.	*	0.0	0.0	0.0	0.0	0.0	0.0	0.0	0.0	0.0	0.0	0.0	0.0	0.0	0.0	0.0	0.0	0.0	0.0	0.0	0.0
250.	*	0.0	0.0	0.0	0.0	0.0	0.0	0.0	0.0	0.0	0.0	0.0	0.0	0.0	0.0	0.0	0.0	0.0	0.0	0.0	0.0
260.	*	0.0	0.0	0.0	0.0	0.0	0.0	0.0	0.0	0.0	0.0	0.0	0.0	0.0	0.0	0.0	0.0	0.0	0.0	0.0	0.0
270.	*	0.0	0.0	0.0	0.0	0.0	0.0	0.0	0.0	0.0	0.0	0.0	0.0	0.0	0.0	0.0	0.0	0.0	0.0	0.0	0.0
280.	*	0.0	0.0	0.0	0.0	0.0	0.0	0.0	0.0	0.0	0.0	0.0	0.0	0.0	0.0	0.0	0.0	0.0	0.0	0.0	0.0
290.	*	0.0	0.0	0.0	0.0	0.0	0.0	0.0	0.0	0.0	0.0	0.0	0.0	0.0	0.0	0.0	0.0	0.0	0.0	0.0	0.0
300.	*	0.0	0.0	0.0	0.0	0.0	0.0	0.0	0.0	0.0	0.0	0.0	0.0	0.0	0.0	0.0	0.0	0.0	0.0	0.0	0.0
310.	*	0.0	0.0	0.0	0.0	0.0	0.0	0.0	0.0	0.0	0.0	0.0	0.0	0.0	0.0	0.0	0.0	0.0	0.0	0.0	0.0
320.	*	0.0	0.0	0.0	0.0	0.0	0.0	0.0	0.0	0.0	0.0	0.0	0.0	0.0	0.0	0.0	0.0	0.0	0.0	0.0	0.0
330.	*	0.0	0.0	0.0	0.0	0.0	0.0	0.0	0.0	0.0	0.0	0.0	0.0	0.0	0.0	0.0	0.0	0.0	0.0	0.0	0.0
340.	*	0.0	0.0	0.0	0.0	0.0	0.0	0.0	0.0	0.0	0.0	0.0	0.0	0.0	0.0	0.0	0.0	0.0	0.0	0.0	0.0
350.	*	0.0	0.0	0.0	0.0	0.0	0.0	0.0	0.0	0.0	0.0	0.0	0.0	0.0	0.0	0.0	0.0	0.0	0.0	0.0	0.0
360.	*	0.0	0.0	0.0	0.0	0.0	0.0	0.0	0.0	0.0	0.0	0.0	0.0	0.0	0.0	0.0	0.0	0.0	0.0	0.0	0.0
MAX	*	0.0	0.0	0.0	0.0	0.1	0.1	0.1	0.1	0.1	0.1	0.1	0.1	0.1	0.1	0.0	0.0	0.0	0.0	0.0	0.0
DEGR.	*	0	0	0	0	100	30	20	10	10	10	10	20	20	20	0	0	0	0	0	0

JOB: SR101L&67thAveTI (2040NoBuild) RUN: 2040NoBuild 67thAve TI PM

MODEL RESULTS

REMARKS : In search of the angle corresponding to the maximum concentration, only the first angle, of the angles with same maximum concentrations, is indicated as maximum.

WIND ANGLE RANGE: 0.-360.

WIND ANGLE (DEGR)	* CONCENTRATION (PPM) REC41	REC42	REC43	REC44	REC45	REC46	REC47	REC48	REC49	REC50
0.	* 0.0	0.0	0.0	0.0	0.0	0.0	0.0	0.0	0.0	0.0
10.	* 0.0	0.0	0.0	0.0	0.0	0.0	0.0	0.0	0.0	0.0
20.	* 0.0	0.0	0.0	0.0	0.0	0.0	0.0	0.0	0.0	0.0

30.	*	0.0	0.0	0.0	0.0	0.0	0.0	0.0	0.0	0.0	0.0
40.	*	0.0	0.0	0.0	0.0	0.0	0.0	0.0	0.0	0.0	0.0
50.	*	0.0	0.0	0.0	0.0	0.0	0.0	0.0	0.0	0.0	0.0
60.	*	0.0	0.0	0.0	0.0	0.0	0.0	0.0	0.0	0.0	0.0
70.	*	0.0	0.0	0.0	0.0	0.0	0.0	0.0	0.0	0.0	0.0
80.	*	0.0	0.0	0.0	0.0	0.0	0.0	0.0	0.0	0.0	0.0
90.	*	0.0	0.0	0.0	0.0	0.0	0.0	0.0	0.0	0.0	0.0
100.	*	0.0	0.0	0.0	0.0	0.0	0.0	0.0	0.0	0.0	0.0
110.	*	0.0	0.0	0.0	0.0	0.0	0.0	0.0	0.0	0.0	0.0
120.	*	0.0	0.0	0.0	0.0	0.0	0.0	0.0	0.0	0.0	0.0
130.	*	0.0	0.0	0.0	0.0	0.0	0.0	0.0	0.0	0.0	0.0
140.	*	0.0	0.0	0.0	0.0	0.0	0.0	0.0	0.0	0.0	0.0
150.	*	0.0	0.0	0.0	0.0	0.0	0.0	0.0	0.0	0.0	0.0
160.	*	0.0	0.0	0.0	0.0	0.0	0.0	0.0	0.0	0.0	0.0
170.	*	0.0	0.0	0.0	0.0	0.0	0.0	0.0	0.0	0.0	0.0
180.	*	0.0	0.0	0.0	0.0	0.0	0.0	0.0	0.0	0.0	0.0
190.	*	0.0	0.0	0.0	0.0	0.0	0.0	0.0	0.0	0.0	0.0
200.	*	0.0	0.0	0.0	0.0	0.0	0.0	0.0	0.0	0.0	0.0
210.	*	0.0	0.0	0.0	0.0	0.0	0.0	0.0	0.0	0.0	0.0
220.	*	0.0	0.0	0.0	0.0	0.0	0.0	0.0	0.0	0.0	0.0
230.	*	0.0	0.0	0.0	0.0	0.0	0.0	0.0	0.0	0.0	0.0
240.	*	0.0	0.0	0.0	0.0	0.0	0.0	0.0	0.0	0.0	0.0
250.	*	0.0	0.0	0.0	0.0	0.0	0.0	0.0	0.0	0.0	0.0
260.	*	0.0	0.0	0.0	0.0	0.0	0.0	0.0	0.0	0.0	0.0
270.	*	0.0	0.0	0.0	0.0	0.0	0.0	0.0	0.0	0.0	0.0
280.	*	0.0	0.0	0.0	0.0	0.0	0.0	0.0	0.0	0.0	0.0
290.	*	0.0	0.0	0.0	0.0	0.0	0.0	0.0	0.0	0.0	0.0
300.	*	0.0	0.0	0.0	0.0	0.0	0.0	0.0	0.0	0.0	0.0
310.	*	0.0	0.0	0.0	0.0	0.0	0.0	0.0	0.0	0.0	0.0
320.	*	0.0	0.0	0.0	0.0	0.0	0.0	0.0	0.0	0.0	0.0
330.	*	0.0	0.0	0.0	0.0	0.0	0.0	0.0	0.0	0.0	0.0
340.	*	0.0	0.0	0.0	0.0	0.0	0.0	0.0	0.0	0.0	0.0
350.	*	0.0	0.0	0.0	0.0	0.0	0.0	0.0	0.0	0.0	0.0
360.	*	0.0	0.0	0.0	0.0	0.0	0.0	0.0	0.0	0.0	0.0
------	*										
MAX	*	0.0	0.0	0.0	0.0	0.0	0.0	0.0	0.0	0.0	0.0
DEGR.	*	0	0	0	0	0	0	0	0	0	0

THE HIGHEST CONCENTRATION OF 0.10 PPM OCCURRED AT RECEPTOR REC8 .

PAGE 7

JOB: SR101L&67thAveTI (2040NoBuild) RUN: 2040NoBuild 67thAve TI PM

DATE : 8/27/21
TIME : 9:56:33

RECEPTOR - LINK MATRIX FOR THE ANGLE PRODUCING

THE MAXIMUM CONCENTRATION FOR EACH RECEPTOR

LINK #	* CO/LINK (PPM) ANGLE (DEGREES)	REC1 0 0	REC2 0	REC3 0	REC4 0	REC5 0	REC6 0	REC7 0	REC8 0	REC9 0	REC10 0	REC11 0	REC12 0	REC13 0	REC14 0	REC15 0	REC16 0	REC17 0	REC18 0	REC19 0	REC20
1	*	0.0	0.0	0.0	0.0	0.0	0.0	0.0	0.0	0.0	0.0	0.0	0.0	0.0	0.0	0.0	0.0	0.0	0.0	0.0	0.0
2	*	0.0	0.0	0.0	0.0	0.0	0.0	0.0	0.0	0.0	0.0	0.0	0.0	0.0	0.0	0.0	0.0	0.0	0.0	0.0	0.0
3	*	0.0	0.0	0.0	0.0	0.0	0.0	0.0	0.0	0.0	0.0	0.0	0.0	0.0	0.0	0.0	0.0	0.0	0.0	0.0	0.0
4	*	0.0	0.0	0.0	0.0	0.0	0.0	0.0	0.0	0.0	0.0	0.0	0.0	0.0	0.0	0.0	0.0	0.0	0.0	0.0	0.0
5	*	0.0	0.0	0.0	0.0	0.0	0.0	0.0	0.0	0.0	0.0	0.0	0.0	0.0	0.0	0.0	0.0	0.0	0.0	0.0	0.0
6	*	0.0	0.0	0.0	0.0	0.0	0.0	0.0	0.0	0.0	0.0	0.0	0.0	0.0	0.0	0.0	0.0	0.0	0.0	0.0	0.0
7	*	0.0	0.0	0.0	0.0	0.0	0.0	0.0	0.0	0.0	0.0	0.0	0.0	0.0	0.0	0.0	0.0	0.0	0.0	0.0	0.0
8	*	0.0	0.0	0.0	0.0	0.0	0.0	0.0	0.0	0.0	0.0	0.0	0.0	0.0	0.0	0.0	0.0	0.0	0.0	0.0	0.0
9	*	0.0	0.0	0.0	0.0	0.0	0.0	0.0	0.0	0.0	0.0	0.0	0.0	0.0	0.0	0.0	0.0	0.0	0.0	0.0	0.0
10	*	0.0	0.0	0.0	0.0	0.0	0.0	0.0	0.0	0.0	0.0	0.0	0.0	0.0	0.0	0.0	0.0	0.0	0.0	0.0	0.0
11	*	0.0	0.0	0.0	0.0	0.0	0.0	0.0	0.0	0.0	0.0	0.0	0.0	0.0	0.0	0.0	0.0	0.0	0.0	0.0	0.0
12	*	0.0	0.0	0.0	0.0	0.0	0.0	0.0	0.0	0.0	0.0	0.0	0.0	0.0	0.0	0.0	0.0	0.0	0.0	0.0	0.0
13	*	0.0	0.0	0.0	0.0	0.0	0.0	0.0	0.0	0.0	0.0	0.0	0.0	0.0	0.0	0.0	0.0	0.0	0.0	0.0	0.0
14	*	0.0	0.0	0.0	0.0	0.0	0.0	0.0	0.0	0.0	0.0	0.0	0.0	0.0	0.0	0.0	0.0	0.0	0.0	0.0	0.0
15	*	0.0	0.0	0.0	0.0	0.0	0.0	0.0	0.0	0.0	0.0	0.0	0.0	0.0	0.0	0.0	0.0	0.0	0.0	0.0	0.0
16	*	0.0	0.0	0.0	0.0	0.0	0.0	0.0	0.0	0.0	0.0	0.0	0.0	0.0	0.0	0.0	0.0	0.0	0.0	0.0	0.0
17	*	0.0	0.0	0.0	0.0	0.0	0.0	0.0	0.0	0.0	0.0	0.0	0.0	0.0	0.0	0.0	0.0	0.0	0.0	0.0	0.0
18	*	0.0	0.0	0.0	0.0	0.0	0.0	0.0	0.0	0.0	0.0	0.0	0.0	0.0	0.0	0.0	0.0	0.0	0.0	0.0	0.0
19	*	0.0	0.0	0.0	0.0	0.0	0.0	0.0	0.0	0.0	0.0	0.0	0.0	0.0	0.0	0.0	0.0	0.0	0.0	0.0	0.0
20	*	0.0	0.0	0.0	0.0	0.0	0.0	0.0	0.0	0.0	0.0	0.0	0.0	0.0	0.0	0.0	0.0	0.0	0.0	0.0	0.0
21	*	0.0	0.0	0.0	0.0	0.0	0.0	0.0	0.0	0.0	0.0	0.0	0.0	0.0	0.0	0.0	0.0	0.0	0.0	0.0	0.0
22	*	0.0	0.0	0.0	0.0	0.0	0.0	0.0	0.0	0.0	0.0	0.0	0.0	0.0	0.0	0.0	0.0	0.0	0.0	0.0	0.0
23	*	0.0	0.0	0.0	0.0	0.0	0.0	0.0	0.0	0.0	0.0	0.0	0.0	0.0	0.0	0.0	0.0	0.0	0.0	0.0	0.0
24	*	0.0	0.0	0.0	0.0	0.0	0.0	0.0	0.0	0.0	0.0	0.0	0.0	0.0	0.0	0.0	0.0	0.0	0.0	0.0	0.0
25	*	0.0	0.0	0.0	0.0	0.0	0.0	0.0	0.1	0.1	0.0	0.0	0.0	0.0	0.0	0.0	0.0	0.0	0.0	0.0	0.0
26	*	0.0	0.0	0.0	0.0	0.0	0.0	0.0	0.0	0.0	0.0	0.0	0.0	0.0	0.0	0.0	0.0	0.0	0.0	0.0	0.0
27	*	0.0	0.0	0.0	0.0	0.0	0.0	0.0	0.0	0.0	0.0	0.0	0.0	0.0	0.0	0.0	0.0	0.0	0.0	0.0	0.0
28	*	0.0	0.0	0.0	0.0	0.0	0.0	0.0	0.0	0.0	0.0	0.0	0.0	0.0	0.0	0.0	0.0	0.0	0.0	0.0	0.0
29	*	0.0	0.0	0.0	0.0	0.0	0.0	0.0	0.0	0.0	0.0	0.0	0.0	0.0	0.0	0.0	0.0	0.0	0.0	0.0	0.0
30	*	0.0	0.0	0.0	0.0	0.0	0.0	0.0	0.0	0.0	0.0	0.0	0.0	0.0	0.0	0.0	0.0	0.0	0.0	0.0	0.0
31	*	0.0	0.0	0.0	0.0	0.0	0.0	0.0	0.0	0.0	0.0	0.0	0.0	0.0	0.0	0.0	0.0	0.0	0.0	0.0	0.0
32	*	0.0	0.0	0.0	0.0	0.0	0.0	0.0	0.0	0.0	0.0	0.0	0.0	0.0	0.0	0.0	0.0	0.0	0.0	0.0	0.0
33	*	0.0	0.0	0.0	0.0	0.0	0.0	0.0	0.0	0.0	0.0	0.0	0.0	0.0	0.0	0.0	0.0	0.0	0.0	0.0	0.0
34	*	0.0	0.0	0.0	0.0	0.0	0.0	0.0	0.0	0.0	0.0	0.0	0.0	0.0	0.0	0.0	0.0	0.0	0.0	0.0	0.0
35	*	0.0	0.0	0.0	0.0	0.0	0.0	0.0	0.0	0.0	0.0	0.0	0.0	0.0	0.0	0.0	0.0	0.0	0.0	0.0	0.0
36	*	0.0	0.0	0.0	0.0	0.0	0.0	0.0	0.0	0.0	0.0	0.0	0.0	0.0	0.0	0.0	0.0	0.0	0.0	0.0	0.0
37	*	0.0	0.0	0.0	0.0	0.0	0.0	0.0	0.0	0.0	0.0	0.0	0.0	0.0	0.0	0.0	0.0	0.0	0.0	0.0	0.0
38	*	0.0	0.0	0.0	0.0	0.0	0.0	0.0	0.0	0.0	0.0	0.0	0.0	0.0	0.0	0.0	0.0	0.0	0.0	0.0	0.0
39	*	0.0	0.0	0.0	0.0	0.0	0.0	0.0	0.0	0.0	0.0	0.0	0.0	0.0	0.0	0.0	0.0	0.0	0.0	0.0	0.0

JOB: SR101L&67thAveTI (2040NoBuild) RUN: 2040NoBuild 67thAve TI PM

DATE : 8/27/21
TIME : 9:56:33

RECEPTOR - LINK MATRIX FOR THE ANGLE PRODUCING
THE MAXIMUM CONCENTRATION FOR EACH RECEPTOR

CO/LINK (PPM)
ANGLE (DEGREES)

LINK #	REC21	REC22	REC23	REC24	REC25	REC26	REC27	REC28	REC29	REC30	REC31	REC32	REC33	REC34	REC35	REC36	REC37	REC38	REC39	REC40
	0 0	0	0	100	30	20	10	10	10	10	20	20	20	0	0	0	0	0	0	
1	0.0	0.0	0.0	0.0	0.0	0.0	0.0	0.0	0.0	0.0	0.0	0.0	0.0	0.0	0.0	0.0	0.0	0.0	0.0	0.0
2	0.0	0.0	0.0	0.0	0.0	0.0	0.0	0.0	0.0	0.0	0.0	0.0	0.0	0.0	0.0	0.0	0.0	0.0	0.0	0.0
3	0.0	0.0	0.0	0.0	0.0	0.0	0.0	0.0	0.0	0.0	0.0	0.0	0.0	0.0	0.0	0.0	0.0	0.0	0.0	0.0
4	0.0	0.0	0.0	0.0	0.0	0.0	0.0	0.0	0.0	0.0	0.0	0.0	0.0	0.0	0.0	0.0	0.0	0.0	0.0	0.0
5	0.0	0.0	0.0	0.0	0.0	0.0	0.0	0.0	0.0	0.0	0.0	0.0	0.0	0.0	0.0	0.0	0.0	0.0	0.0	0.0
6	0.0	0.0	0.0	0.0	0.0	0.0	0.0	0.0	0.0	0.0	0.0	0.0	0.0	0.0	0.0	0.0	0.0	0.0	0.0	0.0
7	0.0	0.0	0.0	0.0	0.0	0.0	0.0	0.0	0.0	0.0	0.0	0.0	0.0	0.0	0.0	0.0	0.0	0.0	0.0	0.0
8	0.0	0.0	0.0	0.0	0.0	0.0	0.0	0.0	0.0	0.0	0.0	0.0	0.0	0.0	0.0	0.0	0.0	0.0	0.0	0.0
9	0.0	0.0	0.0	0.0	0.0	0.0	0.0	0.0	0.0	0.0	0.0	0.0	0.0	0.0	0.0	0.0	0.0	0.0	0.0	0.0
10	0.0	0.0	0.0	0.0	0.0	0.0	0.0	0.0	0.0	0.0	0.0	0.0	0.0	0.0	0.0	0.0	0.0	0.0	0.0	0.0
11	0.0	0.0	0.0	0.0	0.0	0.0	0.0	0.0	0.0	0.0	0.0	0.0	0.0	0.0	0.0	0.0	0.0	0.0	0.0	0.0
12	0.0	0.0	0.0	0.0	0.0	0.0	0.0	0.0	0.0	0.0	0.0	0.0	0.0	0.0	0.0	0.0	0.0	0.0	0.0	0.0
13	0.0	0.0	0.0	0.0	0.0	0.0	0.0	0.0	0.0	0.0	0.0	0.0	0.0	0.0	0.0	0.0	0.0	0.0	0.0	0.0
14	0.0	0.0	0.0	0.0	0.0	0.0	0.0	0.0	0.0	0.0	0.0	0.0	0.0	0.0	0.0	0.0	0.0	0.0	0.0	0.0
15	0.0	0.0	0.0	0.0	0.0	0.0	0.0	0.0	0.0	0.0	0.0	0.0	0.0	0.0	0.0	0.0	0.0	0.0	0.0	0.0
16	0.0	0.0	0.0	0.0	0.0	0.0	0.0	0.0	0.0	0.0	0.0	0.0	0.0	0.0	0.0	0.0	0.0	0.0	0.0	0.0
17	0.0	0.0	0.0	0.0	0.0	0.0	0.0	0.0	0.0	0.0	0.0	0.0	0.0	0.0	0.0	0.0	0.0	0.0	0.0	0.0
18	0.0	0.0	0.0	0.0	0.0	0.0	0.0	0.0	0.0	0.0	0.0	0.0	0.0	0.0	0.0	0.0	0.0	0.0	0.0	0.0
19	0.0	0.0	0.0	0.0	0.0	0.0	0.0	0.0	0.0	0.0	0.0	0.0	0.0	0.0	0.0	0.0	0.0	0.0	0.0	0.0
20	0.0	0.0	0.0	0.0	0.0	0.0	0.0	0.0	0.0	0.0	0.0	0.0	0.0	0.0	0.0	0.0	0.0	0.0	0.0	0.0
21	0.0	0.0	0.0	0.0	0.0	0.0	0.0	0.0	0.0	0.0	0.0	0.0	0.0	0.0	0.0	0.0	0.0	0.0	0.0	0.0
22	0.0	0.0	0.0	0.0	0.0	0.0	0.0	0.0	0.0	0.0	0.0	0.0	0.0	0.0	0.0	0.0	0.0	0.0	0.0	0.0
23	0.0	0.0	0.0	0.0	0.0	0.0	0.0	0.0	0.0	0.0	0.0	0.0	0.0	0.0	0.0	0.0	0.0	0.0	0.0	0.0
24	0.0	0.0	0.0	0.0	0.1	0.1	0.1	0.1	0.1	0.1	0.1	0.1	0.1	0.1	0.0	0.0	0.0	0.0	0.0	0.0
25	0.0	0.0	0.0	0.0	0.0	0.0	0.0	0.0	0.0	0.0	0.0	0.0	0.0	0.0	0.0	0.0	0.0	0.0	0.0	0.0
26	0.0	0.0	0.0	0.0	0.0	0.0	0.0	0.0	0.0	0.0	0.0	0.0	0.0	0.0	0.0	0.0	0.0	0.0	0.0	0.0
27	0.0	0.0	0.0	0.0	0.0	0.0	0.0	0.0	0.0	0.0	0.0	0.0	0.0	0.0	0.0	0.0	0.0	0.0	0.0	0.0
28	0.0	0.0	0.0	0.0	0.0	0.0	0.0	0.0	0.0	0.0	0.0	0.0	0.0	0.0	0.0	0.0	0.0	0.0	0.0	0.0
29	0.0	0.0	0.0	0.0	0.0	0.0	0.0	0.0	0.0	0.0	0.0	0.0	0.0	0.0	0.0	0.0	0.0	0.0	0.0	0.0
30	0.0	0.0	0.0	0.0	0.0	0.0	0.0	0.0	0.0	0.0	0.0	0.0	0.0	0.0	0.0	0.0	0.0	0.0	0.0	0.0
31	0.0	0.0	0.0	0.0	0.0	0.0	0.0	0.0	0.0	0.0	0.0	0.0	0.0	0.0	0.0	0.0	0.0	0.0	0.0	0.0
32	0.0	0.0	0.0	0.0	0.0	0.0	0.0	0.0	0.0	0.0	0.0	0.0	0.0	0.0	0.0	0.0	0.0	0.0	0.0	0.0
33	0.0	0.0	0.0	0.0	0.0	0.0	0.0	0.0	0.0	0.0	0.0	0.0	0.0	0.0	0.0	0.0	0.0	0.0	0.0	0.0

34	*	0.0	0.0	0.0	0.0	0.0	0.0	0.0	0.0	0.0	0.0	0.0	0.0	0.0	0.0	0.0	0.0	0.0	0.0	0.0	0.0
35	*	0.0	0.0	0.0	0.0	0.0	0.0	0.0	0.0	0.0	0.0	0.0	0.0	0.0	0.0	0.0	0.0	0.0	0.0	0.0	0.0
36	*	0.0	0.0	0.0	0.0	0.0	0.0	0.0	0.0	0.0	0.0	0.0	0.0	0.0	0.0	0.0	0.0	0.0	0.0	0.0	0.0
37	*	0.0	0.0	0.0	0.0	0.0	0.0	0.0	0.0	0.0	0.0	0.0	0.0	0.0	0.0	0.0	0.0	0.0	0.0	0.0	0.0
38	*	0.0	0.0	0.0	0.0	0.0	0.0	0.0	0.0	0.0	0.0	0.0	0.0	0.0	0.0	0.0	0.0	0.0	0.0	0.0	0.0
39	*	0.0	0.0	0.0	0.0	0.0	0.0	0.0	0.0	0.0	0.0	0.0	0.0	0.0	0.0	0.0	0.0	0.0	0.0	0.0	0.0

JOB: SR101L&67thAveTI (2040NoBuild) RUN: 2040NoBuild 67thAve TI PM

DATE : 8/27/21
TIME : 9:56:33

RECEPTOR - LINK MATRIX FOR THE ANGLE PRODUCING
THE MAXIMUM CONCENTRATION FOR EACH RECEPTOR

		CO/LINK (PPM) ANGLE (DEGREES)									
		REC41	REC42	REC43	REC44	REC45	REC46	REC47	REC48	REC49	REC50
LINK #	*	0 0	0	0	0	0	0	0	0	0	
1	*	0.0	0.0	0.0	0.0	0.0	0.0	0.0	0.0	0.0	0.0
2	*	0.0	0.0	0.0	0.0	0.0	0.0	0.0	0.0	0.0	0.0
3	*	0.0	0.0	0.0	0.0	0.0	0.0	0.0	0.0	0.0	0.0
4	*	0.0	0.0	0.0	0.0	0.0	0.0	0.0	0.0	0.0	0.0
5	*	0.0	0.0	0.0	0.0	0.0	0.0	0.0	0.0	0.0	0.0
6	*	0.0	0.0	0.0	0.0	0.0	0.0	0.0	0.0	0.0	0.0
7	*	0.0	0.0	0.0	0.0	0.0	0.0	0.0	0.0	0.0	0.0
8	*	0.0	0.0	0.0	0.0	0.0	0.0	0.0	0.0	0.0	0.0
9	*	0.0	0.0	0.0	0.0	0.0	0.0	0.0	0.0	0.0	0.0
10	*	0.0	0.0	0.0	0.0	0.0	0.0	0.0	0.0	0.0	0.0
11	*	0.0	0.0	0.0	0.0	0.0	0.0	0.0	0.0	0.0	0.0
12	*	0.0	0.0	0.0	0.0	0.0	0.0	0.0	0.0	0.0	0.0
13	*	0.0	0.0	0.0	0.0	0.0	0.0	0.0	0.0	0.0	0.0
14	*	0.0	0.0	0.0	0.0	0.0	0.0	0.0	0.0	0.0	0.0
15	*	0.0	0.0	0.0	0.0	0.0	0.0	0.0	0.0	0.0	0.0
16	*	0.0	0.0	0.0	0.0	0.0	0.0	0.0	0.0	0.0	0.0
17	*	0.0	0.0	0.0	0.0	0.0	0.0	0.0	0.0	0.0	0.0
18	*	0.0	0.0	0.0	0.0	0.0	0.0	0.0	0.0	0.0	0.0
19	*	0.0	0.0	0.0	0.0	0.0	0.0	0.0	0.0	0.0	0.0
20	*	0.0	0.0	0.0	0.0	0.0	0.0	0.0	0.0	0.0	0.0
21	*	0.0	0.0	0.0	0.0	0.0	0.0	0.0	0.0	0.0	0.0
22	*	0.0	0.0	0.0	0.0	0.0	0.0	0.0	0.0	0.0	0.0
23	*	0.0	0.0	0.0	0.0	0.0	0.0	0.0	0.0	0.0	0.0
24	*	0.0	0.0	0.0	0.0	0.0	0.0	0.0	0.0	0.0	0.0
25	*	0.0	0.0	0.0	0.0	0.0	0.0	0.0	0.0	0.0	0.0
26	*	0.0	0.0	0.0	0.0	0.0	0.0	0.0	0.0	0.0	0.0

```
27  *   0.0   0.0   0.0   0.0   0.0   0.0   0.0   0.0   0.0   0.0
28  *   0.0   0.0   0.0   0.0   0.0   0.0   0.0   0.0   0.0   0.0
29  *   0.0   0.0   0.0   0.0   0.0   0.0   0.0   0.0   0.0   0.0
30  *   0.0   0.0   0.0   0.0   0.0   0.0   0.0   0.0   0.0   0.0
31  *   0.0   0.0   0.0   0.0   0.0   0.0   0.0   0.0   0.0   0.0
32  *   0.0   0.0   0.0   0.0   0.0   0.0   0.0   0.0   0.0   0.0
33  *   0.0   0.0   0.0   0.0   0.0   0.0   0.0   0.0   0.0   0.0
34  *   0.0   0.0   0.0   0.0   0.0   0.0   0.0   0.0   0.0   0.0
35  *   0.0   0.0   0.0   0.0   0.0   0.0   0.0   0.0   0.0   0.0
36  *   0.0   0.0   0.0   0.0   0.0   0.0   0.0   0.0   0.0   0.0
37  *   0.0   0.0   0.0   0.0   0.0   0.0   0.0   0.0   0.0   0.0
38  *   0.0   0.0   0.0   0.0   0.0   0.0   0.0   0.0   0.0   0.0
39  *   0.0   0.0   0.0   0.0   0.0   0.0   0.0   0.0   0.0   0.0
```

CAL3QHC: LINE SOURCE DISPERSION MODEL - VERSION 2.0 Dated 95221 PAGE 1

JOB: SR101L&75thAveTI(2020Existing) RUN: 2020Exist 75th Ave TI AM

DATE : 8/24/21
TIME : 13:36:44

The MODE flag has been set to C for calculating CO averages.

SITE & METEOROLOGICAL VARIABLES

VS = 0.0 CM/S VD = 0.0 CM/S Z0 = 108. CM
U = 1.0 M/S CLAS = 4 (D) ATIM = 60. MINUTES MIXH = 1000. M AMB = 0.0 PPM

LINK VARIABLES

	LINK DESCRIPTION	LINK COORDINATES (FT) X1	Y1	X2	Y2	LENGTH (FT)	BRG (DEG)	TYPE	VPH	EF (G/MI)	H (FT)	W (FT)	V/C	QUEUE (VEH)
1.	1_SR101_EB_ML_S1	606176.4	970428.2	607239.4	970720.6	1102.	75.	DP	4108.	1.3	-10.0	68.0		
2.	2_SR101_EB_ML_S2	607239.4	970720.6	607929.6	970768.0	692.	86.	DP	4108.	1.7	-20.0	68.0		
3.	3_SR101_EB_ML_S3	607929.6	970768.0	609252.3	970723.4	1323.	92.	DP	4108.	2.4	-10.0	68.0		
4.	4_SR101_WB_ML_S1	607228.2	970808.5	606141.2	970532.5	1121.	256.	DP	3630.	1.5	-10.0	68.0		
5.	5_SR101_WB_ML_S2	607930.8	970840.8	607228.2	970808.5	703.	267.	DP	3630.	1.8	-20.0	68.0		
6.	6_SR101_WB_ML_S3	609253.5	970792.1	607930.8	970840.8	1324.	272.	DP	3630.	2.5	-10.0	68.0		
7.	7_EB_75th_Ave_offram	606192.6	970388.8	606889.6	970563.9	719.	76.	AG	215.	2.4	0.0	32.0		
8.	8_EB_75th_Ave_offram	606889.6	970563.9	607692.5	970592.7	803.	88.	AG	215.	2.6	0.0	44.0		
9.	9_EB_75th Ave offram	607592.2	970581.3	607650.5	970512.1	91.	140.	AG	0.	2.3	0.0	32.0		
10.	10_75th_Ave_NB_to_EB	607743.1	970527.5	607820.8	970582.4	95.	55.	AG	360.	1.9	0.0	32.0		
11.	11_EB_frontage_road	608169.2	970585.4	609241.8	970558.7	1073.	91.	AG	121.	2.0	0.0	44.0		
12.	12_EB_75th_Ave_onram	607689.5	970592.8	608169.4	970595.2	480.	90.	AG	1781.	1.9	0.0	56.0		
13.	13_EB_75th_Ave_onram	608169.3	970611.1	609249.7	970677.2	1082.	86.	AG	1454.	3.2	0.0	44.0		
14.	14_WB_75th_Ave_offra	609250.9	970841.0	608282.4	970977.2	978.	278.	AG	743.	3.2	0.0	32.0		
15.	15_WB_frontage_road_	609250.6	970931.9	608287.7	971009.5	966.	275.	AG	354.	2.3	0.0	32.0		
16.	16_WB_frontage_road_	608287.7	971009.5	607705.2	971011.9	583.	270.	AG	354.	2.6	0.0	44.0		
17.	17_WB_75th_Ave_offra	608282.4	970977.2	607705.4	971007.5	578.	273.	AG	743.	2.9	0.0	32.0		
18.	18_WB_75th_Ave_offra	607813.8	971031.4	607733.0	971088.9	99.	305.	AG	346.	1.9	0.0	32.0		
19.	19_WB_75th_Ave_onram	607647.1	971086.4	607592.2	971017.2	88.	218.	AG	148.	1.8	0.0	32.0		
20.	20_WB_frontage_road_	607614.3	971010.0	607165.5	970955.9	452.	263.	AG	360.	1.8	0.0	44.0		
21.	21_WB_frontage_road_	607165.5	970955.9	606135.2	970621.3	1083.	252.	AG	360.	1.8	0.0	44.0		
22.	22_WB_ML_to_frontage	607932.2	970870.3	607036.9	970869.3	895.	270.	DP	851.	3.5	-20.0	32.0		
23.	23_WB_ML_to_frontage	607036.9	970869.3	606138.1	970614.5	934.	254.	DP	851.	3.5	-10.0	32.0		
24.	24_SB_75th_Ave_S1	607668.2	971708.4	607672.2	971035.7	673.	180.	AG	1688.	3.3	0.0	56.0		
25.	25_SB_75th_Ave_S2	607672.2	971035.7	607660.8	970566.2	470.	181.	BR	1992.	3.7	0.0	68.0		
26.	26_SB_75th_Ave_S3	607660.8	970566.2	607667.9	969913.9	652.	179.	AG	583.	2.1	0.0	44.0		
27.	27_SB_75th_Ave_left	607685.3	970672.4	607759.2	970595.7	106.	136.	AG	1410.	2.3	0.0	44.0		
28.	28_NB_75th_Ave_S1	607715.6	969916.3	607719.3	970565.2	649.	0.	AG	597.	2.1	0.0	44.0		

```
 29. 29_NB_75th_Ave_S2   * 607719.3  970565.2  607725.8  971035.7 *     471.     1. BR    470.   2.0   0.0 56.0
 30. 30_NB_75th_Ave_S3   * 607725.8  971035.7  607726.5  971704.9 *     669.     0. AG   1008.   2.4   0.0 44.0
 31. 31_NB_75th_Ave_left * 607708.3  970946.8  607613.1  971013.1 *     116.   305. AG     52.   1.8   0.0 32.0
 32. 32_EB_75th_offramp_Q* 607629.1  970592.3  607613.2  970592.4 *      16.   270. AG     24. 100.0   0.0 36.0 0.09   0.8
 33. 33_WB_75th_offramp_Q* 607764.8  971016.4  607848.4  971013.5 *      84.    92. AG     32. 100.0   0.0 48.0 0.33   4.2
 34. 34_SB_75th_Ave_Queue* 607668.1  971075.0  607648.9  972060.2 *     985.   359. AG     43. 100.0   0.0 36.0 1.13  50.1
 35. 35T_SB_75th_Ave_brid* 607674.2  970632.4  607674.3  970683.3 *      51.     0. BR     13. 100.0   0.0 24.0 0.25   2.6
 36. 35L_SB_75th_Ave_brid* 607686.0  970674.3  607695.0  973415.7 *    2741.     0. BR     29. 100.0   0.0 24.0 1.51 139.3
 37. 36T_NB_75th_Ave_brid* 607727.4  970946.6  607726.7  970875.8 *      71.   181. BR     19. 100.0   0.0 24.0 0.23   3.6
 38. 36L_NB_75th_Ave_brid* 607708.5  970926.8  607708.2  970878.1 *      49.   180. BR     20. 100.0   0.0 12.0 0.88   2.5
 39. 37_NB_75th_Ave_Queue* 607720.5  970521.9  607718.6  970438.1 *      84.   181. AG     73. 100.0   0.0 48.0 0.83   4.3
                                                                                                          PAGE  2
 JOB: SR101L&75thAveTI(2020Existing)                        RUN: 2020Exist  75th Ave TI AM

 DATE :  8/24/21
 TIME : 13:36:44

  ADDITIONAL QUEUE LINK PARAMETERS
  --------------------------------
    LINK DESCRIPTION     *    CYCLE    RED     CLEARANCE  APPROACH  SATURATION   IDLE   SIGNAL   ARRIVAL
                         *    LENGTH   TIME    LOST TIME    VOL     FLOW RATE   EM FAC   TYPE     RATE
                         *     (SEC)   (SEC)    (SEC)      (VPH)      (VPH)    (gm/hr)
 ------------------------*-------------------------------- --------- ------------------- -----------------
 32. 32_EB_75th_offramp_Q*     111       41       5.0       215       1398       8.21      2        3
 33. 33_WB_75th_offramp_Q*     141       51       5.0      1203       1560       8.21      2        3
 34. 34_SB_75th_Ave_Queue*     141       92       5.0      1688       1676       8.21      2        3
 35. 35T_SB_75th_Ave_brid*     111       32       5.0       583       1780       8.21      2        3
 36. 35L_SB_75th_Ave_brid*     111       74       5.0      1410       1730       8.21      2        3
 37. 36T_NB_75th_Ave_brid*     141       62       5.0       419       1780       8.21      2        3
 38. 36L_NB_75th_Ave_brid*     141      125       5.0        52        940       8.21      2        3
 39. 37_NB_75th_Ave_Queue*     111       92       5.0       597       1671       8.21      2        3

  RECEPTOR LOCATIONS
  ------------------
                         *          COORDINATES (FT)          *
    RECEPTOR             *      X          Y          Z       *
-------------------------*-------------------------------------*
 1. R1                   *    607758.4   971640.7        5.9   *
 2. R2                   *    607758.0   971558.7        5.9   *
 3. R3                   *    607756.7   971476.7        5.9   *
 4. R4                   *    607755.4   971394.7        5.9   *
 5. R5                   *    607754.1   971312.8        5.9   *
 6. R6                   *    607754.1   971230.7        5.9   *
 7. R7                   *    607755.7   971148.7        5.9   *
 8. R8                   *    607769.5   971067.9        5.9   *
 9. R9                   *    607837.2   971158.0        5.9   *
10. R10                  *    607918.8   971150.2        5.9   *
```

```
11. R11                  *    608000.4   971142.6        5.9   *
12. R12                  *    608082.1   971134.9        5.9   *
13. R13                  *    608163.7   971127.2        5.9   *
14. R14                  *    608245.4   971119.4        5.9   *
15. R15                  *    608327.0   971111.7        5.9   *
16. R16                  *    608408.6   971103.9        5.9   *
17. R17                  *    608490.3   971096.2        5.9   *
18. R18                  *    608571.9   971088.5        5.9   *
19. R19                  *    608653.5   971080.7        5.9   *
20. R20                  *    608735.2   971073.0        5.9   *
21. R21                  *    608816.8   971065.4        5.9   *
22. R22                  *    608898.5   971057.7        5.9   *
23. R23                  *    608980.1   971049.9        5.9   *
24. R24                  *    608908.5   970527.3        5.9   *
25. R25                  *    608826.4   970526.5        5.9   *
26. R26                  *    608744.5   970525.8        5.9   *
27. R27                  *    608662.5   970525.0        5.9   *
28. R28                  *    608580.5   970524.2        5.9   *
29. R29                  *    608498.5   970523.5        5.9   *
30. R30                  *    608416.5   970522.8        5.9   *
31. R31                  *    608334.5   970522.0        5.9   *
32. R32                  *    608252.5   970521.3        5.9   *
33. R33                  *    608170.5   970520.5        5.9   *
34. R34                  *    608088.5   970519.8        5.9   *
35. R35                  *    608006.5   970519.0        5.9   *
36. R36                  *    607926.3   970518.3        5.9   *
37. R37                  *    607842.5   970517.6        5.9   *
```


JOB: SR101L&75thAveTI(2020Existing) RUN: 2020Exist 75th Ave TI AM

DATE : 8/24/21
TIME : 13:36:44

RECEPTOR LOCATIONS

```
                         *          COORDINATES (FT)          *
  RECEPTOR               *      X          Y          Z       *
---------------- --------*-----------------------------------*
38. R38                  *    607759.2   970629.1        5.9   *
39. R39                  *    607760.5   970516.7        5.9   *
40. R40                  *    607760.4   970434.7        5.9   *
41. R41                  *    607760.2   970352.8        5.9   *
42. R42                  *    607756.6   970270.9        5.9   *
43. R43                  *    607752.2   970189.0        5.9   *
44. R44                  *    607745.6   970107.2        5.9   *
45. R45                  *    607748.6   970025.4        5.9   *
```

46. R46 * 607747.2 969943.6 5.9 *

JOB: SR101L&75thAveTI(2020Existing) RUN: 2020Exist 75th Ave TI AM

MODEL RESULTS

REMARKS : In search of the angle corresponding to the maximum concentration, only the first angle, of the angles with same maximum concentrations, is indicated as maximum.

WIND ANGLE RANGE: 0.-360.

WIND ANGLE (DEGR)	* CONCENTRATION (PPM) REC1	REC2	REC3	REC4	REC5	REC6	REC7	REC8	REC9	REC10	REC11	REC12	REC13	REC14	REC15	REC16	REC17	REC18	REC19	REC20
0.	0.0	0.0	0.1	0.1	0.1	0.1	0.1	0.0	0.0	0.0	0.0	0.0	0.0	0.0	0.0	0.0	0.0	0.0	0.0	0.0
10.	0.0	0.0	0.0	0.0	0.0	0.0	0.0	0.0	0.0	0.0	0.0	0.0	0.0	0.0	0.0	0.0	0.0	0.0	0.0	0.0
20.	0.0	0.0	0.0	0.0	0.0	0.0	0.0	0.0	0.0	0.0	0.0	0.0	0.0	0.0	0.0	0.0	0.0	0.0	0.0	0.0
30.	0.0	0.0	0.0	0.0	0.0	0.0	0.0	0.0	0.0	0.0	0.0	0.0	0.0	0.0	0.0	0.0	0.0	0.0	0.0	0.0
40.	0.0	0.0	0.0	0.0	0.0	0.0	0.0	0.0	0.0	0.0	0.0	0.0	0.0	0.0	0.0	0.0	0.0	0.0	0.0	0.0
50.	0.0	0.0	0.0	0.0	0.0	0.0	0.0	0.0	0.0	0.0	0.0	0.0	0.0	0.0	0.0	0.0	0.0	0.0	0.0	0.0
60.	0.0	0.0	0.0	0.0	0.0	0.0	0.0	0.0	0.0	0.0	0.0	0.0	0.0	0.0	0.0	0.0	0.0	0.0	0.0	0.0
70.	0.0	0.0	0.0	0.0	0.0	0.0	0.0	0.0	0.0	0.0	0.0	0.0	0.0	0.0	0.0	0.0	0.0	0.0	0.0	0.0
80.	0.0	0.0	0.0	0.0	0.0	0.0	0.0	0.0	0.0	0.0	0.0	0.0	0.0	0.0	0.0	0.0	0.0	0.0	0.0	0.0
90.	0.0	0.0	0.0	0.0	0.0	0.0	0.0	0.0	0.0	0.0	0.0	0.0	0.0	0.0	0.0	0.0	0.0	0.0	0.0	0.0
100.	0.0	0.0	0.0	0.0	0.0	0.0	0.0	0.1	0.0	0.0	0.0	0.0	0.0	0.0	0.0	0.0	0.0	0.0	0.0	0.0
110.	0.0	0.0	0.0	0.0	0.0	0.0	0.1	0.2	0.1	0.1	0.1	0.1	0.0	0.0	0.0	0.0	0.0	0.0	0.0	0.0
120.	0.0	0.0	0.0	0.0	0.0	0.2	0.2	0.2	0.2	0.2	0.2	0.2	0.2	0.2	0.2	0.1	0.1	0.1	0.0	0.0
130.	0.0	0.0	0.0	0.0	0.0	0.2	0.2	0.3	0.2	0.2	0.2	0.2	0.2	0.2	0.2	0.2	0.2	0.2	0.2	0.1
140.	0.0	0.0	0.0	0.0	0.0	0.0	0.1	0.2	0.2	0.2	0.2	0.2	0.2	0.2	0.2	0.2	0.2	0.2	0.2	0.2
150.	0.0	0.0	0.0	0.0	0.0	0.0	0.0	0.1	0.0	0.2	0.2	0.2	0.2	0.2	0.2	0.2	0.2	0.2	0.2	0.2
160.	0.0	0.0	0.0	0.0	0.0	0.0	0.0	0.1	0.0	0.1	0.2	0.2	0.2	0.2	0.2	0.2	0.2	0.2	0.2	0.2
170.	0.0	0.0	0.0	0.0	0.0	0.0	0.0	0.1	0.0	0.0	0.1	0.2	0.2	0.2	0.2	0.2	0.2	0.2	0.2	0.2
180.	0.1	0.1	0.1	0.1	0.1	0.2	0.1	0.0	0.0	0.0	0.0	0.2	0.2	0.2	0.2	0.2	0.2	0.2	0.2	0.2
190.	0.3	0.3	0.3	0.3	0.2	0.2	0.2	0.1	0.0	0.0	0.0	0.1	0.2	0.2	0.2	0.2	0.2	0.2	0.2	0.2
200.	0.4	0.4	0.4	0.4	0.4	0.4	0.3	0.1	0.1	0.0	0.0	0.0	0.1	0.2	0.2	0.2	0.2	0.2	0.2	0.2
210.	0.4	0.4	0.4	0.4	0.4	0.3	0.3	0.1	0.1	0.1	0.0	0.0	0.0	0.1	0.2	0.2	0.2	0.2	0.2	0.2
220.	0.3	0.4	0.4	0.4	0.4	0.4	0.4	0.1	0.1	0.1	0.0	0.0	0.0	0.0	0.1	0.2	0.2	0.2	0.2	0.2
230.	0.3	0.3	0.3	0.3	0.3	0.3	0.2	0.1	0.1	0.1	0.1	0.0	0.0	0.0	0.0	0.1	0.1	0.2	0.2	0.2
240.	0.3	0.3	0.3	0.3	0.3	0.3	0.2	0.1	0.0	0.0	0.0	0.0	0.0	0.0	0.0	0.0	0.0	0.1	0.2	0.2
250.	0.3	0.3	0.3	0.3	0.3	0.3	0.3	0.1	0.1	0.0	0.0	0.0	0.0	0.0	0.0	0.0	0.0	0.0	0.0	0.1
260.	0.3	0.3	0.3	0.3	0.3	0.3	0.3	0.2	0.1	0.0	0.0	0.0	0.0	0.0	0.0	0.0	0.0	0.0	0.0	0.0
270.	0.3	0.3	0.3	0.3	0.3	0.3	0.3	0.2	0.1	0.0	0.0	0.0	0.0	0.0	0.0	0.0	0.0	0.0	0.0	0.0
280.	0.3	0.3	0.3	0.3	0.3	0.3	0.3	0.2	0.1	0.0	0.0	0.0	0.0	0.0	0.0	0.0	0.0	0.0	0.0	0.0

290.	*	0.3	0.3	0.3	0.3	0.3	0.3	0.3	0.2	0.1	0.0	0.0	0.0	0.0	0.0	0.0	0.0	0.0	0.0	0.0	0.0
300.	*	0.3	0.3	0.3	0.3	0.3	0.3	0.3	0.3	0.1	0.0	0.0	0.0	0.0	0.0	0.0	0.0	0.0	0.0	0.0	0.0
310.	*	0.2	0.3	0.3	0.3	0.3	0.3	0.3	0.3	0.1	0.0	0.0	0.0	0.0	0.0	0.0	0.0	0.0	0.0	0.0	0.0
320.	*	0.2	0.3	0.4	0.4	0.4	0.4	0.4	0.3	0.1	0.0	0.0	0.0	0.0	0.0	0.0	0.0	0.0	0.0	0.0	0.0
330.	*	0.3	0.4	0.4	0.4	0.4	0.4	0.4	0.3	0.1	0.0	0.0	0.0	0.0	0.0	0.0	0.0	0.0	0.0	0.0	0.0
340.	*	0.2	0.3	0.4	0.4	0.4	0.4	0.4	0.4	0.0	0.0	0.0	0.0	0.0	0.0	0.0	0.0	0.0	0.0	0.0	0.0
350.	*	0.1	0.2	0.2	0.3	0.4	0.4	0.4	0.4	0.0	0.0	0.0	0.0	0.0	0.0	0.0	0.0	0.0	0.0	0.0	0.0
360.	*	0.0	0.0	0.1	0.1	0.1	0.1	0.1	0.0	0.0	0.0	0.0	0.0	0.0	0.0	0.0	0.0	0.0	0.0	0.0	0.0
MAX	*	0.4	0.4	0.4	0.4	0.4	0.4	0.4	0.4	0.2	0.2	0.2	0.2	0.2	0.2	0.2	0.2	0.2	0.2	0.2	0.2
DEGR.	*	200	200	200	200	200	200	220	340	120	120	120	120	120	120	120	130	130	130	130	140

JOB: SR101L&75thAveTI(2020Existing) RUN: 2020Exist 75th Ave TI AM

MODEL RESULTS

REMARKS : In search of the angle corresponding to the maximum concentration, only the first angle, of the angles with same maximum concentrations, is indicated as maximum.

WIND ANGLE RANGE: 0.-360.

WIND ANGLE (DEGR)	*	CONCENTRATION (PPM) REC21	REC22	REC23	REC24	REC25	REC26	REC27	REC28	REC29	REC30	REC31	REC32	REC33	REC34	REC35	REC36	REC37	REC38	REC39	REC40
0.	*	0.0	0.0	0.0	0.3	0.3	0.3	0.3	0.3	0.3	0.3	0.3	0.3	0.2	0.3	0.2	0.1	0.1	0.1	0.1	0.0
10.	*	0.0	0.0	0.0	0.3	0.3	0.3	0.3	0.3	0.3	0.3	0.3	0.3	0.3	0.3	0.3	0.2	0.1	0.1	0.1	0.0
20.	*	0.0	0.0	0.0	0.3	0.3	0.3	0.3	0.3	0.3	0.3	0.3	0.3	0.3	0.3	0.3	0.2	0.1	0.1	0.1	0.0
30.	*	0.0	0.0	0.0	0.3	0.3	0.3	0.3	0.3	0.3	0.3	0.3	0.3	0.3	0.3	0.3	0.3	0.2	0.1	0.1	0.0
40.	*	0.0	0.0	0.0	0.3	0.3	0.3	0.3	0.3	0.3	0.3	0.3	0.3	0.3	0.2	0.3	0.3	0.3	0.1	0.1	0.0
50.	*	0.0	0.0	0.0	0.2	0.3	0.3	0.3	0.3	0.3	0.3	0.3	0.3	0.3	0.3	0.3	0.3	0.3	0.2	0.3	0.1
60.	*	0.0	0.0	0.0	0.0	0.2	0.2	0.2	0.3	0.3	0.3	0.3	0.3	0.3	0.3	0.3	0.3	0.3	0.2	0.3	0.2
70.	*	0.0	0.0	0.0	0.0	0.0	0.1	0.2	0.2	0.2	0.2	0.2	0.2	0.3	0.3	0.3	0.3	0.3	0.2	0.3	0.1
80.	*	0.0	0.0	0.0	0.0	0.0	0.0	0.0	0.0	0.0	0.1	0.1	0.1	0.2	0.2	0.2	0.2	0.2	0.2	0.1	0.0
90.	*	0.0	0.0	0.0	0.0	0.0	0.0	0.0	0.0	0.0	0.0	0.0	0.0	0.0	0.0	0.0	0.0	0.0	0.2	0.0	0.0
100.	*	0.0	0.0	0.0	0.0	0.0	0.0	0.0	0.0	0.0	0.0	0.0	0.0	0.0	0.0	0.0	0.0	0.0	0.1	0.0	0.0
110.	*	0.0	0.0	0.0	0.0	0.0	0.0	0.0	0.0	0.0	0.0	0.0	0.0	0.0	0.0	0.0	0.0	0.0	0.1	0.0	0.0
120.	*	0.0	0.0	0.0	0.0	0.0	0.0	0.0	0.0	0.0	0.0	0.0	0.0	0.0	0.0	0.0	0.0	0.0	0.1	0.0	0.0
130.	*	0.1	0.0	0.0	0.0	0.0	0.0	0.0	0.0	0.0	0.0	0.0	0.0	0.0	0.0	0.0	0.0	0.0	0.1	0.0	0.0
140.	*	0.2	0.1	0.0	0.0	0.0	0.0	0.0	0.0	0.0	0.0	0.0	0.0	0.0	0.0	0.0	0.0	0.0	0.1	0.0	0.0
150.	*	0.2	0.2	0.1	0.0	0.0	0.0	0.0	0.0	0.0	0.0	0.0	0.0	0.0	0.0	0.0	0.0	0.0	0.1	0.0	0.0
160.	*	0.2	0.2	0.2	0.0	0.0	0.0	0.0	0.0	0.0	0.0	0.0	0.0	0.0	0.0	0.0	0.0	0.0	0.2	0.0	0.0
170.	*	0.2	0.2	0.2	0.0	0.0	0.0	0.0	0.0	0.0	0.0	0.0	0.0	0.0	0.0	0.0	0.0	0.0	0.2	0.0	0.0

180.	*	0.2	0.2	0.2	0.0	0.0	0.0	0.0	0.0	0.0	0.0	0.0	0.0	0.0	0.0	0.0	0.0	0.0	0.2	0.0	0.0
190.	*	0.2	0.2	0.2	0.0	0.0	0.0	0.0	0.0	0.0	0.0	0.0	0.0	0.0	0.0	0.0	0.0	0.0	0.3	0.1	0.0
200.	*	0.2	0.2	0.2	0.0	0.0	0.0	0.0	0.0	0.0	0.0	0.0	0.0	0.0	0.0	0.0	0.0	0.0	0.3	0.1	0.0
210.	*	0.2	0.2	0.2	0.0	0.0	0.0	0.0	0.0	0.0	0.0	0.0	0.0	0.0	0.0	0.0	0.0	0.0	0.2	0.2	0.0
220.	*	0.2	0.2	0.2	0.0	0.0	0.0	0.0	0.0	0.0	0.0	0.0	0.0	0.0	0.0	0.0	0.0	0.0	0.2	0.2	0.0
230.	*	0.2	0.2	0.2	0.0	0.0	0.0	0.0	0.0	0.0	0.0	0.0	0.0	0.0	0.0	0.0	0.0	0.0	0.2	0.2	0.0
240.	*	0.2	0.2	0.2	0.0	0.0	0.0	0.0	0.0	0.0	0.0	0.0	0.0	0.0	0.0	0.0	0.0	0.1	0.3	0.2	0.0
250.	*	0.1	0.1	0.2	0.0	0.0	0.0	0.0	0.0	0.0	0.0	0.0	0.0	0.0	0.0	0.0	0.0	0.1	0.3	0.2	0.0
260.	*	0.0	0.0	0.0	0.0	0.0	0.0	0.0	0.0	0.0	0.0	0.0	0.0	0.0	0.0	0.0	0.0	0.1	0.2	0.2	0.0
270.	*	0.0	0.0	0.0	0.0	0.0	0.0	0.0	0.0	0.0	0.0	0.0	0.0	0.0	0.0	0.0	0.0	0.1	0.2	0.1	0.1
280.	*	0.0	0.0	0.0	0.1	0.0	0.0	0.0	0.0	0.0	0.0	0.0	0.1	0.1	0.0	0.0	0.0	0.0	0.2	0.1	0.1
290.	*	0.0	0.0	0.0	0.2	0.2	0.2	0.2	0.1	0.1	0.0	0.0	0.1	0.1	0.1	0.1	0.1	0.0	0.3	0.0	0.1
300.	*	0.0	0.0	0.0	0.3	0.3	0.3	0.3	0.2	0.2	0.2	0.0	0.1	0.1	0.1	0.1	0.2	0.1	0.3	0.1	0.2
310.	*	0.0	0.0	0.0	0.3	0.3	0.3	0.3	0.3	0.3	0.2	0.2	0.0	0.1	0.1	0.1	0.2	0.2	0.3	0.1	0.2
320.	*	0.0	0.0	0.0	0.3	0.3	0.3	0.3	0.3	0.3	0.3	0.3	0.1	0.1	0.1	0.1	0.2	0.2	0.3	0.1	0.3
330.	*	0.0	0.0	0.0	0.3	0.3	0.3	0.3	0.3	0.3	0.3	0.3	0.3	0.2	0.1	0.1	0.1	0.2	0.3	0.2	0.3
340.	*	0.0	0.0	0.0	0.3	0.3	0.3	0.3	0.3	0.3	0.3	0.3	0.3	0.3	0.2	0.1	0.1	0.2	0.3	0.3	0.2
350.	*	0.0	0.0	0.0	0.3	0.3	0.3	0.3	0.3	0.3	0.3	0.3	0.3	0.2	0.2	0.1	0.1	0.1	0.3	0.3	0.2
360.	*	0.0	0.0	0.0	0.3	0.3	0.3	0.3	0.3	0.3	0.3	0.3	0.3	0.2	0.3	0.2	0.1	0.1	0.1	0.1	0.0
MAX	*	0.2	0.2	0.2	0.3	0.3	0.3	0.3	0.3	0.3	0.3	0.3	0.3	0.3	0.3	0.3	0.3	0.3	0.3	0.3	0.3
DEGR.	*	140	150	160	0	0	0	0	0	0	0	0	0	10	0	10	30	40	190	50	320

JOB: SR101L&75thAveTI(2020Existing) RUN: 2020Exist 75th Ave TI AM

MODEL RESULTS

REMARKS : In search of the angle corresponding to the maximum concentration, only the first angle, of the angles with same maximum concentrations, is indicated as maximum.

WIND ANGLE RANGE: 0.-360.

WIND ANGLE (DEGR)	*	CONCENTRATION (PPM) REC41	REC42	REC43	REC44	REC45	REC46
0.	*	0.0	0.0	0.0	0.0	0.0	0.0
10.	*	0.0	0.0	0.0	0.0	0.0	0.0
20.	*	0.0	0.0	0.0	0.0	0.0	0.0
30.	*	0.0	0.0	0.0	0.0	0.0	0.0
40.	*	0.0	0.0	0.0	0.0	0.0	0.0
50.	*	0.1	0.0	0.0	0.0	0.0	0.0
60.	*	0.1	0.0	0.0	0.0	0.0	0.0

```
 70.  *   0.0   0.0   0.0   0.0   0.0   0.0
 80.  *   0.0   0.0   0.0   0.0   0.0   0.0
 90.  *   0.0   0.0   0.0   0.0   0.0   0.0
100.  *   0.0   0.0   0.0   0.0   0.0   0.0
110.  *   0.0   0.0   0.0   0.0   0.0   0.0
120.  *   0.0   0.0   0.0   0.0   0.0   0.0
130.  *   0.0   0.0   0.0   0.0   0.0   0.0
140.  *   0.0   0.0   0.0   0.0   0.0   0.0
150.  *   0.0   0.0   0.0   0.0   0.0   0.0
160.  *   0.0   0.0   0.0   0.0   0.0   0.0
170.  *   0.0   0.0   0.0   0.0   0.0   0.0
180.  *   0.0   0.0   0.0   0.0   0.0   0.0
190.  *   0.0   0.0   0.0   0.0   0.0   0.0
200.  *   0.0   0.0   0.0   0.1   0.0   0.0
210.  *   0.0   0.0   0.0   0.0   0.0   0.0
220.  *   0.0   0.0   0.0   0.0   0.0   0.0
230.  *   0.0   0.0   0.0   0.0   0.0   0.0
240.  *   0.0   0.0   0.0   0.0   0.0   0.0
250.  *   0.0   0.0   0.0   0.0   0.0   0.0
260.  *   0.0   0.0   0.0   0.0   0.0   0.0
270.  *   0.0   0.0   0.0   0.0   0.0   0.0
280.  *   0.0   0.0   0.0   0.0   0.0   0.0
290.  *   0.0   0.0   0.0   0.0   0.0   0.0
300.  *   0.0   0.0   0.0   0.0   0.0   0.0
310.  *   0.0   0.0   0.0   0.0   0.0   0.0
320.  *   0.0   0.0   0.0   0.0   0.0   0.0
330.  *   0.1   0.0   0.0   0.1   0.0   0.0
340.  *   0.2   0.1   0.0   0.1   0.1   0.1
350.  *   0.2   0.1   0.1   0.1   0.1   0.1
360.  *   0.0   0.0   0.0   0.0   0.0   0.0
------*-----------------------------------
MAX   *   0.2   0.1   0.1   0.1   0.1   0.1
DEGR. *  340   340   350   200   340   340

THE HIGHEST CONCENTRATION OF    0.40 PPM OCCURRED AT RECEPTOR REC1 .
```



```
     JOB: SR101L&75thAveTI(2020Existing)                      RUN: 2020Exist  75th Ave TI AM

     DATE :  8/24/21
     TIME : 13:36:44


     RECEPTOR - LINK MATRIX FOR THE ANGLE PRODUCING
     THE MAXIMUM CONCENTRATION FOR EACH RECEPTOR

         *    CO/LINK  (PPM)
         *    ANGLE (DEGREES)
```

LINK #	REC1 200	REC2 200	REC3 200	REC4 200	REC5 200	REC6 200	REC7 220	REC8 340	REC9 120	REC10 120	REC11 120	REC12 120	REC13 120	REC14 120	REC15 120	REC16 130	REC17 130	REC18 130	REC19 130	REC20 140
1	0.0	0.0	0.0	0.0	0.0	0.0	0.0	0.0	0.0	0.0	0.0	0.0	0.0	0.0	0.0	0.0	0.0	0.0	0.0	0.0
2	0.0	0.0	0.0	0.0	0.0	0.0	0.0	0.0	0.0	0.0	0.0	0.0	0.0	0.0	0.0	0.0	0.0	0.0	0.0	0.0
3	0.0	0.0	0.0	0.0	0.0	0.0	0.0	0.0	0.1	0.1	0.1	0.1	0.1	0.1	0.1	0.1	0.1	0.1	0.1	0.1
4	0.0	0.0	0.0	0.0	0.0	0.0	0.0	0.0	0.0	0.0	0.0	0.0	0.0	0.0	0.0	0.0	0.0	0.0	0.0	0.0
5	0.0	0.0	0.0	0.0	0.0	0.0	0.0	0.0	0.0	0.0	0.0	0.0	0.0	0.0	0.0	0.0	0.0	0.0	0.0	0.0
6	0.0	0.0	0.0	0.0	0.0	0.0	0.0	0.0	0.1	0.1	0.1	0.1	0.1	0.1	0.1	0.1	0.1	0.1	0.1	0.1
7	0.0	0.0	0.0	0.0	0.0	0.0	0.0	0.0	0.0	0.0	0.0	0.0	0.0	0.0	0.0	0.0	0.0	0.0	0.0	0.0
8	0.0	0.0	0.0	0.0	0.0	0.0	0.0	0.0	0.0	0.0	0.0	0.0	0.0	0.0	0.0	0.0	0.0	0.0	0.0	0.0
9	0.0	0.0	0.0	0.0	0.0	0.0	0.0	0.0	0.0	0.0	0.0	0.0	0.0	0.0	0.0	0.0	0.0	0.0	0.0	0.0
10	0.0	0.0	0.0	0.0	0.0	0.0	0.0	0.0	0.0	0.0	0.0	0.0	0.0	0.0	0.0	0.0	0.0	0.0	0.0	0.0
11	0.0	0.0	0.0	0.0	0.0	0.0	0.0	0.0	0.0	0.0	0.0	0.0	0.0	0.0	0.0	0.0	0.0	0.0	0.0	0.0
12	0.0	0.0	0.0	0.0	0.0	0.0	0.0	0.0	0.0	0.0	0.0	0.0	0.0	0.0	0.0	0.0	0.0	0.0	0.0	0.0
13	0.0	0.0	0.0	0.0	0.0	0.0	0.0	0.0	0.0	0.0	0.0	0.0	0.0	0.0	0.0	0.0	0.0	0.0	0.0	0.0
14	0.0	0.0	0.0	0.0	0.0	0.0	0.0	0.0	0.0	0.0	0.0	0.0	0.0	0.0	0.0	0.0	0.0	0.0	0.0	0.0
15	0.0	0.0	0.0	0.0	0.0	0.0	0.0	0.0	0.0	0.0	0.0	0.0	0.0	0.0	0.0	0.0	0.0	0.0	0.0	0.0
16	0.0	0.0	0.0	0.0	0.0	0.0	0.0	0.0	0.0	0.0	0.0	0.0	0.0	0.0	0.0	0.0	0.0	0.0	0.0	0.0
17	0.0	0.0	0.0	0.0	0.0	0.0	0.0	0.0	0.0	0.0	0.0	0.0	0.0	0.0	0.0	0.0	0.0	0.0	0.0	0.0
18	0.0	0.0	0.0	0.0	0.0	0.0	0.0	0.0	0.0	0.0	0.0	0.0	0.0	0.0	0.0	0.0	0.0	0.0	0.0	0.0
19	0.0	0.0	0.0	0.0	0.0	0.0	0.0	0.0	0.0	0.0	0.0	0.0	0.0	0.0	0.0	0.0	0.0	0.0	0.0	0.0
20	0.0	0.0	0.0	0.0	0.0	0.0	0.0	0.0	0.0	0.0	0.0	0.0	0.0	0.0	0.0	0.0	0.0	0.0	0.0	0.0
21	0.0	0.0	0.0	0.0	0.0	0.0	0.0	0.0	0.0	0.0	0.0	0.0	0.0	0.0	0.0	0.0	0.0	0.0	0.0	0.0
22	0.0	0.0	0.0	0.0	0.0	0.0	0.0	0.0	0.0	0.0	0.0	0.0	0.0	0.0	0.0	0.0	0.0	0.0	0.0	0.0
23	0.0	0.0	0.0	0.0	0.0	0.0	0.0	0.0	0.0	0.0	0.0	0.0	0.0	0.0	0.0	0.0	0.0	0.0	0.0	0.0
24	0.1	0.1	0.1	0.1	0.1	0.1	0.1	0.1	0.0	0.0	0.0	0.0	0.0	0.0	0.0	0.0	0.0	0.0	0.0	0.0
25	0.0	0.0	0.0	0.0	0.1	0.1	0.1	0.0	0.0	0.0	0.0	0.0	0.0	0.0	0.0	0.0	0.0	0.0	0.0	0.0
26	0.0	0.0	0.0	0.0	0.0	0.0	0.0	0.0	0.0	0.0	0.0	0.0	0.0	0.0	0.0	0.0	0.0	0.0	0.0	0.0
27	0.0	0.0	0.0	0.0	0.0	0.0	0.0	0.0	0.0	0.0	0.0	0.0	0.0	0.0	0.0	0.0	0.0	0.0	0.0	0.0
28	0.0	0.0	0.0	0.0	0.0	0.0	0.0	0.0	0.0	0.0	0.0	0.0	0.0	0.0	0.0	0.0	0.0	0.0	0.0	0.0
29	0.0	0.0	0.0	0.0	0.0	0.0	0.0	0.0	0.0	0.0	0.0	0.0	0.0	0.0	0.0	0.0	0.0	0.0	0.0	0.0
30	0.1	0.1	0.1	0.1	0.1	0.1	0.1	0.1	0.0	0.0	0.0	0.0	0.0	0.0	0.0	0.0	0.0	0.0	0.0	0.0
31	0.0	0.0	0.0	0.0	0.0	0.0	0.0	0.0	0.0	0.0	0.0	0.0	0.0	0.0	0.0	0.0	0.0	0.0	0.0	0.0
32	0.0	0.0	0.0	0.0	0.0	0.0	0.0	0.0	0.0	0.0	0.0	0.0	0.0	0.0	0.0	0.0	0.0	0.0	0.0	0.0
33	0.0	0.0	0.0	0.0	0.0	0.0	0.0	0.0	0.0	0.0	0.0	0.0	0.0	0.0	0.0	0.0	0.0	0.0	0.0	0.0
34	0.1	0.1	0.1	0.1	0.0	0.0	0.0	0.1	0.0	0.0	0.0	0.0	0.0	0.0	0.0	0.0	0.0	0.0	0.0	0.0
35	0.0	0.0	0.0	0.0	0.0	0.0	0.0	0.0	0.0	0.0	0.0	0.0	0.0	0.0	0.0	0.0	0.0	0.0	0.0	0.0
36	0.1	0.1	0.1	0.1	0.1	0.1	0.1	0.1	0.0	0.0	0.0	0.0	0.0	0.0	0.0	0.0	0.0	0.0	0.0	0.0
37	0.0	0.0	0.0	0.0	0.0	0.0	0.0	0.0	0.0	0.0	0.0	0.0	0.0	0.0	0.0	0.0	0.0	0.0	0.0	0.0
38	0.0	0.0	0.0	0.0	0.0	0.0	0.0	0.0	0.0	0.0	0.0	0.0	0.0	0.0	0.0	0.0	0.0	0.0	0.0	0.0
39	0.0	0.0	0.0	0.0	0.0	0.0	0.0	0.0	0.0	0.0	0.0	0.0	0.0	0.0	0.0	0.0	0.0	0.0	0.0	0.0

JOB: SR101L&75thAveTI(2020Existing) RUN: 2020Exist 75th Ave TI AM

DATE : 8/24/21
TIME : 13:36:44

RECEPTOR - LINK MATRIX FOR THE ANGLE PRODUCING
THE MAXIMUM CONCENTRATION FOR EACH RECEPTOR

LINK #	* CO/LINK (PPM) / ANGLE (DEGREES)	REC21	REC22	REC23	REC24	REC25	REC26	REC27	REC28	REC29	REC30	REC31	REC32	REC33	REC34	REC35	REC36	REC37	REC38	REC39	REC40
	*	140	150	160	0	0	0	0	0	0	0	0	0	10	0	10	30	40	190	50	320
1	*	0.0	0.0	0.0	0.0	0.0	0.0	0.0	0.0	0.0	0.0	0.0	0.0	0.0	0.0	0.0	0.0	0.0	0.0	0.0	0.0
2	*	0.0	0.0	0.0	0.0	0.0	0.0	0.0	0.0	0.0	0.0	0.0	0.0	0.0	0.0	0.0	0.0	0.0	0.0	0.0	0.0
3	*	0.1	0.1	0.1	0.1	0.1	0.1	0.1	0.1	0.1	0.1	0.1	0.1	0.1	0.1	0.1	0.1	0.1	0.0	0.1	0.0
4	*	0.0	0.0	0.0	0.0	0.0	0.0	0.0	0.0	0.0	0.0	0.0	0.0	0.0	0.0	0.0	0.0	0.0	0.0	0.0	0.0
5	*	0.0	0.0	0.0	0.0	0.0	0.0	0.0	0.0	0.0	0.0	0.0	0.0	0.0	0.0	0.0	0.0	0.0	0.0	0.0	0.0
6	*	0.1	0.1	0.1	0.1	0.1	0.1	0.1	0.1	0.1	0.1	0.1	0.1	0.1	0.1	0.1	0.1	0.1	0.0	0.1	0.0
7	*	0.0	0.0	0.0	0.0	0.0	0.0	0.0	0.0	0.0	0.0	0.0	0.0	0.0	0.0	0.0	0.0	0.0	0.0	0.0	0.0
8	*	0.0	0.0	0.0	0.0	0.0	0.0	0.0	0.0	0.0	0.0	0.0	0.0	0.0	0.0	0.0	0.0	0.0	0.0	0.0	0.0
9	*	0.0	0.0	0.0	0.0	0.0	0.0	0.0	0.0	0.0	0.0	0.0	0.0	0.0	0.0	0.0	0.0	0.0	0.0	0.0	0.0
10	*	0.0	0.0	0.0	0.0	0.0	0.0	0.0	0.0	0.0	0.0	0.0	0.0	0.0	0.0	0.0	0.0	0.0	0.0	0.0	0.0
11	*	0.0	0.0	0.0	0.0	0.0	0.0	0.0	0.0	0.0	0.0	0.0	0.0	0.0	0.0	0.0	0.0	0.0	0.0	0.0	0.0
12	*	0.0	0.0	0.0	0.0	0.0	0.0	0.0	0.0	0.0	0.0	0.0	0.0	0.0	0.1	0.1	0.1	0.1	0.1	0.1	0.0
13	*	0.0	0.0	0.0	0.1	0.1	0.1	0.1	0.1	0.1	0.1	0.1	0.1	0.1	0.0	0.0	0.0	0.0	0.0	0.0	0.0
14	*	0.0	0.0	0.0	0.0	0.0	0.0	0.0	0.0	0.0	0.0	0.0	0.0	0.0	0.0	0.0	0.0	0.0	0.0	0.0	0.0
15	*	0.0	0.0	0.0	0.0	0.0	0.0	0.0	0.0	0.0	0.0	0.0	0.0	0.0	0.0	0.0	0.0	0.0	0.0	0.0	0.0
16	*	0.0	0.0	0.0	0.0	0.0	0.0	0.0	0.0	0.0	0.0	0.0	0.0	0.0	0.0	0.0	0.0	0.0	0.0	0.0	0.0
17	*	0.0	0.0	0.0	0.0	0.0	0.0	0.0	0.0	0.0	0.0	0.0	0.0	0.0	0.0	0.0	0.0	0.0	0.0	0.0	0.0
18	*	0.0	0.0	0.0	0.0	0.0	0.0	0.0	0.0	0.0	0.0	0.0	0.0	0.0	0.0	0.0	0.0	0.0	0.0	0.0	0.0
19	*	0.0	0.0	0.0	0.0	0.0	0.0	0.0	0.0	0.0	0.0	0.0	0.0	0.0	0.0	0.0	0.0	0.0	0.0	0.0	0.0
20	*	0.0	0.0	0.0	0.0	0.0	0.0	0.0	0.0	0.0	0.0	0.0	0.0	0.0	0.0	0.0	0.0	0.0	0.0	0.0	0.0
21	*	0.0	0.0	0.0	0.0	0.0	0.0	0.0	0.0	0.0	0.0	0.0	0.0	0.0	0.0	0.0	0.0	0.0	0.0	0.0	0.0
22	*	0.0	0.0	0.0	0.0	0.0	0.0	0.0	0.0	0.0	0.0	0.0	0.0	0.0	0.0	0.0	0.0	0.0	0.0	0.0	0.0
23	*	0.0	0.0	0.0	0.0	0.0	0.0	0.0	0.0	0.0	0.0	0.0	0.0	0.0	0.0	0.0	0.0	0.0	0.0	0.0	0.0
24	*	0.0	0.0	0.0	0.0	0.0	0.0	0.0	0.0	0.0	0.0	0.0	0.0	0.0	0.0	0.0	0.0	0.0	0.0	0.0	0.0
25	*	0.0	0.0	0.0	0.0	0.0	0.0	0.0	0.0	0.0	0.0	0.0	0.0	0.0	0.0	0.0	0.0	0.0	0.0	0.0	0.1
26	*	0.0	0.0	0.0	0.0	0.0	0.0	0.0	0.0	0.0	0.0	0.0	0.0	0.0	0.0	0.0	0.0	0.0	0.0	0.0	0.0
27	*	0.0	0.0	0.0	0.0	0.0	0.0	0.0	0.0	0.0	0.0	0.0	0.0	0.0	0.0	0.0	0.0	0.0	0.1	0.0	0.0
28	*	0.0	0.0	0.0	0.0	0.0	0.0	0.0	0.0	0.0	0.0	0.0	0.0	0.0	0.0	0.0	0.0	0.0	0.0	0.0	0.0
29	*	0.0	0.0	0.0	0.0	0.0	0.0	0.0	0.0	0.0	0.0	0.0	0.0	0.0	0.0	0.0	0.0	0.0	0.0	0.0	0.0
30	*	0.0	0.0	0.0	0.0	0.0	0.0	0.0	0.0	0.0	0.0	0.0	0.0	0.0	0.0	0.0	0.0	0.0	0.0	0.0	0.0
31	*	0.0	0.0	0.0	0.0	0.0	0.0	0.0	0.0	0.0	0.0	0.0	0.0	0.0	0.0	0.0	0.0	0.0	0.0	0.0	0.0
32	*	0.0	0.0	0.0	0.0	0.0	0.0	0.0	0.0	0.0	0.0	0.0	0.0	0.0	0.0	0.0	0.0	0.0	0.0	0.0	0.0
33	*	0.0	0.0	0.0	0.0	0.0	0.0	0.0	0.0	0.0	0.0	0.0	0.0	0.0	0.0	0.0	0.0	0.0	0.0	0.0	0.0
34	*	0.0	0.0	0.0	0.0	0.0	0.0	0.0	0.0	0.0	0.0	0.0	0.0	0.0	0.0	0.0	0.0	0.0	0.0	0.0	0.0
35	*	0.0	0.0	0.0	0.0	0.0	0.0	0.0	0.0	0.0	0.0	0.0	0.0	0.0	0.0	0.0	0.0	0.0	0.0	0.0	0.0
36	*	0.0	0.0	0.0	0.0	0.0	0.0	0.0	0.0	0.0	0.0	0.0	0.0	0.0	0.0	0.0	0.0	0.0	0.0	0.0	0.0
37	*	0.0	0.0	0.0	0.0	0.0	0.0	0.0	0.0	0.0	0.0	0.0	0.0	0.0	0.0	0.0	0.0	0.0	0.0	0.0	0.0

38	*	0.0	0.0	0.0	0.0	0.0	0.0	0.0	0.0	0.0	0.0	0.0	0.0	0.0	0.0	0.0	0.0	0.0	0.0	0.0	0.0
39	*	0.0	0.0	0.0	0.0	0.0	0.0	0.0	0.0	0.0	0.0	0.0	0.0	0.0	0.0	0.0	0.0	0.0	0.1	0.0	0.2

JOB: SR101L&75thAveTI(2020Existing) RUN: 2020Exist 75th Ave TI AM

DATE : 8/24/21
TIME : 13:36:44

RECEPTOR - LINK MATRIX FOR THE ANGLE PRODUCING
THE MAXIMUM CONCENTRATION FOR EACH RECEPTOR

LINK #	*	CO/LINK (PPM) ANGLE (DEGREES) REC41 340	REC42 340	REC43 350	REC44 200	REC45 340	REC46 340
1	*	0.0	0.0	0.0	0.0	0.0	0.0
2	*	0.0	0.0	0.0	0.0	0.0	0.0
3	*	0.0	0.0	0.0	0.0	0.0	0.0
4	*	0.0	0.0	0.0	0.0	0.0	0.0
5	*	0.0	0.0	0.0	0.0	0.0	0.0
6	*	0.0	0.0	0.0	0.0	0.0	0.0
7	*	0.0	0.0	0.0	0.0	0.0	0.0
8	*	0.0	0.0	0.0	0.0	0.0	0.0
9	*	0.0	0.0	0.0	0.0	0.0	0.0
10	*	0.0	0.0	0.0	0.0	0.0	0.0
11	*	0.0	0.0	0.0	0.0	0.0	0.0
12	*	0.0	0.0	0.0	0.0	0.0	0.0
13	*	0.0	0.0	0.0	0.0	0.0	0.0
14	*	0.0	0.0	0.0	0.0	0.0	0.0
15	*	0.0	0.0	0.0	0.0	0.0	0.0
16	*	0.0	0.0	0.0	0.0	0.0	0.0
17	*	0.0	0.0	0.0	0.0	0.0	0.0
18	*	0.0	0.0	0.0	0.0	0.0	0.0
19	*	0.0	0.0	0.0	0.0	0.0	0.0
20	*	0.0	0.0	0.0	0.0	0.0	0.0
21	*	0.0	0.0	0.0	0.0	0.0	0.0
22	*	0.0	0.0	0.0	0.0	0.0	0.0
23	*	0.0	0.0	0.0	0.0	0.0	0.0
24	*	0.0	0.0	0.0	0.0	0.0	0.0
25	*	0.1	0.1	0.1	0.0	0.0	0.0
26	*	0.0	0.0	0.0	0.0	0.0	0.0
27	*	0.0	0.0	0.0	0.0	0.0	0.0
28	*	0.0	0.0	0.0	0.1	0.1	0.1
29	*	0.0	0.0	0.0	0.0	0.0	0.0
30	*	0.0	0.0	0.0	0.0	0.0	0.0

```
31  *   0.0   0.0   0.0   0.0   0.0   0.0
32  *   0.0   0.0   0.0   0.0   0.0   0.0
33  *   0.0   0.0   0.0   0.0   0.0   0.0
34  *   0.0   0.0   0.0   0.0   0.0   0.0
35  *   0.0   0.0   0.0   0.0   0.0   0.0
36  *   0.0   0.0   0.0   0.0   0.0   0.0
37  *   0.0   0.0   0.0   0.0   0.0   0.0
38  *   0.0   0.0   0.0   0.0   0.0   0.0
39  *   0.1   0.0   0.0   0.0   0.0   0.0
```

CAL3QHC: LINE SOURCE DISPERSION MODEL - VERSION 2.0 Dated 95221 PAGE 1

JOB: SR101L&75thAveTI(2020Existing) RUN: 2020Exist 75th Ave TI AM

DATE : 8/24/21
TIME : 13:37:45

The MODE flag has been set to C for calculating CO averages.

SITE & METEOROLOGICAL VARIABLES

VS = 0.0 CM/S VD = 0.0 CM/S Z0 = 108. CM
U = 1.0 M/S CLAS = 4 (D) ATIM = 60. MINUTES MIXH = 1000. M AMB = 0.0 PPM

LINK VARIABLES

	LINK DESCRIPTION	LINK COORDINATES (FT) X1	Y1	X2	Y2	LENGTH (FT)	BRG (DEG)	TYPE	VPH	EF (G/MI)	H (FT)	W (FT)	V/C	QUEUE (VEH)
1.	1_SR101_EB_ML_S1	606176.4	970428.2	607239.4	970720.6	1102.	75.	DP	4108.	1.3	-10.0	68.0		
2.	2_SR101_EB_ML_S2	607239.4	970720.6	607929.6	970768.0	692.	86.	DP	4108.	1.7	-20.0	68.0		
3.	3_SR101_EB_ML_S3	607929.6	970768.0	609252.3	970723.4	1323.	92.	DP	4108.	2.4	-10.0	68.0		
4.	4_SR101_WB_ML_S1	607228.2	970808.5	606141.2	970532.5	1121.	256.	DP	3630.	1.5	-10.0	68.0		
5.	5_SR101_WB_ML_S2	607930.8	970840.8	607228.2	970808.5	703.	267.	DP	3630.	1.8	-20.0	68.0		
6.	6_SR101_WB_ML_S3	609253.5	970792.1	607930.8	970840.8	1324.	272.	DP	3630.	2.5	-10.0	68.0		
7.	7_EB_75th_Ave_offram	606192.6	970388.8	606889.6	970563.9	719.	76.	AG	215.	2.4	0.0	32.0		
8.	8_EB_75th_Ave_offram	606889.6	970563.9	607692.5	970592.7	803.	88.	AG	215.	2.6	0.0	44.0		
9.	9_EB_75th Ave offram	607592.2	970581.3	607650.5	970512.1	91.	140.	AG	0.	2.3	0.0	32.0		
10.	10_75th_Ave_NB_to_EB	607743.1	970527.5	607820.8	970582.4	95.	55.	AG	360.	1.9	0.0	32.0		
11.	11_EB_frontage_road	608169.2	970585.4	609241.8	970558.7	1073.	91.	AG	121.	2.0	0.0	44.0		
12.	12_EB_75th_Ave_onram	607689.5	970592.8	608169.4	970595.2	480.	90.	AG	1781.	1.9	0.0	56.0		
13.	13_EB_75th_Ave_onram	608169.3	970611.1	609249.7	970677.2	1082.	86.	AG	1454.	3.2	0.0	44.0		
14.	14_WB_75th_Ave_offra	609250.9	970841.0	608282.4	970977.2	978.	278.	AG	743.	3.2	0.0	32.0		
15.	15_WB_frontage_road_	609250.6	970931.9	608287.7	971009.5	966.	275.	AG	354.	2.3	0.0	32.0		
16.	16_WB_frontage_road_	608287.7	971009.5	607705.2	971011.9	583.	270.	AG	354.	2.6	0.0	44.0		
17.	17_WB_75th_Ave_offra	608282.4	970977.2	607705.4	971007.5	578.	273.	AG	743.	2.9	0.0	32.0		
18.	18_WB_75th_Ave_offra	607813.8	971031.4	607733.0	971088.9	99.	305.	AG	346.	1.9	0.0	32.0		
19.	19_WB_75th_Ave_onram	607647.1	971086.4	607592.2	971017.2	88.	218.	AG	148.	1.8	0.0	32.0		
20.	20_WB_frontage_road_	607614.3	971010.0	607165.5	970955.9	452.	263.	AG	360.	1.8	0.0	44.0		
21.	21_WB_frontage_road_	607165.5	970955.9	606135.2	970621.3	1083.	252.	AG	360.	1.8	0.0	44.0		
22.	22_WB_ML_to_frontage	607932.2	970870.3	607036.9	970869.3	895.	270.	DP	851.	3.5	-20.0	32.0		
23.	23_WB_ML_to_frontage	607036.9	970869.3	606138.1	970614.5	934.	254.	DP	851.	3.5	-10.0	32.0		
24.	24_SB_75th_Ave_S1	607668.2	971708.4	607672.2	971035.7	673.	180.	AG	1688.	3.3	0.0	56.0		
25.	25_SB_75th_Ave_S2	607672.2	971035.7	607660.8	970566.2	470.	181.	BR	1992.	3.7	0.0	68.0		
26.	26_SB_75th_Ave_S3	607660.8	970566.2	607667.9	969913.9	652.	179.	AG	583.	2.1	0.0	44.0		
27.	27_SB_75th_Ave_left	607685.3	970672.4	607759.2	970595.7	106.	136.	AG	1410.	2.3	0.0	44.0		
28.	28_NB_75th_Ave_S1	607715.6	969916.3	607719.3	970565.2	649.	0.	AG	597.	2.1	0.0	44.0		

```
 29. 29_NB_75th_Ave_S2   * 607719.3  970565.2  607725.8  971035.7 *     471.     1. BR    470.   2.0   0.0 56.0
 30. 30_NB_75th_Ave_S3   * 607725.8  971035.7  607726.5  971704.9 *     669.     0. AG   1008.   2.4   0.0 44.0
 31. 31_NB_75th_Ave_left * 607708.3  970946.8  607613.1  971013.1 *     116.   305. AG     52.   1.8   0.0 32.0
 32. 32_EB_75th_offramp_Q* 607629.1  970592.3  607613.2  970592.4 *      16.   270. AG     24. 100.0   0.0 36.0 0.09   0.8
 33. 33_WB_75th_offramp_Q* 607764.8  971016.4  607848.4  971013.5 *      84.    92. AG     32. 100.0   0.0 48.0 0.33   4.2
 34. 34_SB_75th_Ave_Queue* 607668.1  971075.0  607648.9  972060.2 *     985.   359. AG     43. 100.0   0.0 36.0 1.13  50.1
 35. 35T_SB_75th_Ave_brid* 607674.2  970632.4  607674.3  970683.3 *      51.     0. BR     13. 100.0   0.0 24.0 0.25   2.6
 36. 35L_SB_75th_Ave_brid* 607686.0  970674.3  607695.0  973415.7 *    2741.     0. BR     29. 100.0   0.0 24.0 1.51 139.3
 37. 36T_NB_75th_Ave_brid* 607727.4  970946.6  607726.7  970875.8 *      71.   181. BR     19. 100.0   0.0 24.0 0.23   3.6
 38. 36L_NB_75th_Ave_brid* 607708.5  970926.8  607708.2  970878.1 *      49.   180. BR     20. 100.0   0.0 12.0 0.88   2.5
 39. 37_NB_75th_Ave_Queue* 607720.5  970521.9  607718.6  970438.1 *      84.   181. AG     73. 100.0   0.0 48.0 0.83   4.3
                                                                                                          PAGE  2
 JOB: SR101L&75thAveTI(2020Existing)                        RUN: 2020Exist  75th Ave TI AM

 DATE :  8/24/21
 TIME : 13:37:45

  ADDITIONAL QUEUE LINK PARAMETERS
  --------------------------------
    LINK DESCRIPTION     *    CYCLE    RED     CLEARANCE  APPROACH  SATURATION   IDLE   SIGNAL   ARRIVAL
                         *    LENGTH   TIME    LOST TIME    VOL     FLOW RATE   EM FAC   TYPE     RATE
                         *     (SEC)   (SEC)    (SEC)      (VPH)      (VPH)    (gm/hr)
 ------------------------*-------------------------------- --------- ------------------- -----------------
 32. 32_EB_75th_offramp_Q*     111       41       5.0       215       1398       8.21      2        3
 33. 33_WB_75th_offramp_Q*     141       51       5.0      1203       1560       8.21      2        3
 34. 34_SB_75th_Ave_Queue*     141       92       5.0      1688       1676       8.21      2        3
 35. 35T_SB_75th_Ave_brid*     111       32       5.0       583       1780       8.21      2        3
 36. 35L_SB_75th_Ave_brid*     111       74       5.0      1410       1730       8.21      2        3
 37. 36T_NB_75th_Ave_brid*     141       62       5.0       419       1780       8.21      2        3
 38. 36L_NB_75th_Ave_brid*     141      125       5.0        52        940       8.21      2        3
 39. 37_NB_75th_Ave_Queue*     111       92       5.0       597       1671       8.21      2        3

  RECEPTOR LOCATIONS
  ------------------
                         *          COORDINATES (FT)          *
    RECEPTOR             *      X          Y          Z       *
-------------------------*-----------------------------------*
 1. R47                  *    607637.2   969951.7        5.9   *
 2. R48                  *    607638.1   970033.7        5.9   *
 3. R49                  *    607636.0   970115.9        5.9   *
 4. R50                  *    607636.8   970197.9        5.9   *
 5. R51                  *    607637.6   970280.0        5.9   *
 6. R52                  *    607636.8   970361.4        5.9   *
 7. R53                  *    607626.7   970441.8        5.9   *
 8. R54                  *    607628.0   970523.8        5.9   *
 9. R55                  *    607621.4   970631.3        5.9   *
10. R56                  *    607546.8   970535.6        5.9   *
```

```
11. R57                  *    607464.8   970535.0        5.9   *
12. R58                  *    607382.8   970534.5        5.9   *
13. R59                  *    607300.8   970533.9        5.9   *
14. R60                  *    607218.8   970533.2        5.9   *
15. R61                  *    607136.8   970532.7        5.9   *
16. R62                  *    607054.8   970532.1        5.9   *
17. R63                  *    606973.5   970521.7        5.9   *
18. R64                  *    606893.8   970502.5        5.9   *
19. R65                  *    606814.1   970483.3        5.9   *
20. R66                  *    606734.3   970464.1        5.9   *
21. R67                  *    606654.6   970445.0        5.9   *
22. R68                  *    606574.9   970425.7        5.9   *
23. R69                  *    606495.2   970406.5        5.9   *
24. R70                  *    606415.4   970387.4        5.9   *
25. R71                  *    607631.6   971630.7        5.9   *
26. R72                  *    607630.3   971548.7        5.9   *
27. R73                  *    607629.0   971466.7        5.9   *
28. R74                  *    607627.8   971384.7        5.9   *
29. R75                  *    607627.2   971302.8        5.9   *
30. R76                  *    607626.8   971220.8        5.9   *
31. R77                  *    607625.1   971139.0        5.9   *
32. R78                  *    607608.8   971058.6        5.9   *
33. R79                  *    607555.2   971180.1        5.9   *
34. R80                  *    607475.3   971161.6        5.9   *
35. R81                  *    607395.7   971141.9        5.9   *
36. R82                  *    607316.1   971122.2        5.9   *
37. R83                  *    607236.5   971102.5        5.9   *
```



```
 JOB: SR101L&75thAveTI(2020Existing)                      RUN: 2020Exist  75th Ave TI AM

 DATE :  8/24/21
 TIME : 13:37:45


  RECEPTOR LOCATIONS
  ------------------
                         *          COORDINATES (FT)          *
    RECEPTOR             *      X          Y          Z        *
---------------- --------*-----------------------------------*
38. R84                  *    607157.0   971082.8        5.9   *
39. R85                  *    607077.3   971063.0        5.9   *
40. R86                  *    606997.8   971043.3        5.9   *
41. R87                  *    606918.1   971023.6        5.9   *
42. R88                  *    606838.5   971003.9        5.9   *
43. R89                  *    606758.9   970984.2        5.9   *
44. R90                  *    606679.9   970962.1        5.9   *
45. R91                  *    606604.4   970930.2        5.9   *
```

```
    46. R92                  *    606528.9   970898.3        5.9   *
    47. R93                  *    606453.4   970866.4        5.9   *
    48. R94                  *    606378.5   970832.9        5.9   *
                                                                                                                                PAGE  4
     JOB: SR101L&75thAveTI(2020Existing)                        RUN: 2020Exist  75th Ave TI AM

      MODEL RESULTS
      -------------

      REMARKS : In search of the angle corresponding to
                the maximum concentration, only the first
                angle, of the angles with same maximum
                concentrations, is indicated as maximum.

WIND ANGLE RANGE:   0.-360.
```

WIND ANGLE (DEGR)	* CONCENTRATION (PPM) REC1	REC2	REC3	REC4	REC5	REC6	REC7	REC8	REC9	REC10	REC11	REC12	REC13	REC14	REC15	REC16	REC17	REC18	REC19	REC20
0.	0.0	0.0	0.0	0.1	0.1	0.1	0.1	0.2	0.3	0.0	0.0	0.0	0.0	0.0	0.1	0.1	0.1	0.1	0.1	0.1
10.	0.1	0.1	0.1	0.1	0.2	0.2	0.2	0.4	0.5	0.1	0.0	0.0	0.0	0.0	0.1	0.1	0.1	0.1	0.1	0.1
20.	0.1	0.1	0.1	0.1	0.1	0.1	0.1	0.2	0.5	0.1	0.0	0.0	0.0	0.0	0.0	0.1	0.1	0.1	0.1	0.1
30.	0.0	0.1	0.0	0.1	0.1	0.2	0.0	0.2	0.5	0.1	0.1	0.0	0.0	0.0	0.0	0.1	0.1	0.1	0.1	0.1
40.	0.0	0.0	0.0	0.0	0.0	0.1	0.0	0.1	0.3	0.1	0.1	0.2	0.1	0.1	0.0	0.0	0.1	0.1	0.1	0.1
50.	0.0	0.0	0.0	0.0	0.0	0.0	0.1	0.1	0.3	0.1	0.1	0.2	0.1	0.1	0.1	0.0	0.1	0.1	0.1	0.1
60.	0.0	0.0	0.0	0.0	0.0	0.1	0.3	0.3	0.4	0.1	0.1	0.1	0.1	0.1	0.1	0.1	0.0	0.0	0.1	0.1
70.	0.0	0.0	0.0	0.0	0.0	0.1	0.2	0.3	0.4	0.3	0.3	0.3	0.0	0.0	0.0	0.0	0.0	0.0	0.0	0.0
80.	0.0	0.0	0.0	0.0	0.0	0.0	0.1	0.2	0.5	0.2	0.1	0.1	0.1	0.1	0.0	0.0	0.0	0.0	0.0	0.0
90.	0.0	0.0	0.0	0.0	0.0	0.0	0.1	0.1	0.5	0.0	0.0	0.0	0.0	0.0	0.0	0.0	0.0	0.0	0.0	0.0
100.	0.0	0.0	0.0	0.0	0.0	0.0	0.0	0.1	0.3	0.0	0.0	0.0	0.0	0.0	0.0	0.0	0.0	0.0	0.0	0.0
110.	0.0	0.0	0.0	0.0	0.0	0.0	0.0	0.1	0.3	0.0	0.0	0.0	0.0	0.0	0.0	0.0	0.0	0.0	0.0	0.0
120.	0.0	0.0	0.0	0.0	0.0	0.0	0.0	0.1	0.3	0.0	0.0	0.0	0.0	0.0	0.0	0.0	0.0	0.0	0.0	0.0
130.	0.0	0.0	0.0	0.0	0.0	0.0	0.0	0.1	0.2	0.0	0.0	0.0	0.0	0.0	0.0	0.0	0.0	0.0	0.0	0.0
140.	0.0	0.0	0.0	0.0	0.0	0.0	0.0	0.0	0.2	0.0	0.0	0.0	0.0	0.0	0.0	0.0	0.0	0.0	0.0	0.0
150.	0.0	0.0	0.0	0.1	0.1	0.1	0.0	0.0	0.3	0.0	0.0	0.0	0.0	0.0	0.0	0.0	0.0	0.0	0.0	0.0
160.	0.0	0.0	0.1	0.1	0.1	0.1	0.0	0.1	0.1	0.0	0.0	0.0	0.0	0.0	0.0	0.0	0.0	0.0	0.0	0.0
170.	0.0	0.0	0.0	0.1	0.1	0.1	0.0	0.0	0.1	0.0	0.0	0.0	0.0	0.0	0.0	0.0	0.0	0.0	0.0	0.0
180.	0.0	0.0	0.0	0.0	0.0	0.0	0.0	0.0	0.1	0.0	0.0	0.0	0.0	0.0	0.0	0.0	0.0	0.0	0.0	0.0
190.	0.0	0.0	0.0	0.0	0.0	0.0	0.0	0.0	0.0	0.0	0.0	0.0	0.0	0.0	0.0	0.0	0.0	0.0	0.0	0.0
200.	0.0	0.0	0.0	0.0	0.0	0.0	0.0	0.0	0.0	0.0	0.0	0.0	0.0	0.0	0.0	0.0	0.0	0.0	0.0	0.0
210.	0.0	0.0	0.0	0.0	0.0	0.0	0.0	0.0	0.0	0.0	0.0	0.0	0.0	0.0	0.0	0.0	0.0	0.0	0.0	0.0
220.	0.0	0.0	0.0	0.0	0.0	0.0	0.0	0.0	0.0	0.0	0.0	0.0	0.0	0.0	0.0	0.0	0.0	0.0	0.0	0.0
230.	0.0	0.0	0.0	0.0	0.0	0.0	0.0	0.0	0.0	0.0	0.0	0.0	0.0	0.0	0.0	0.0	0.0	0.0	0.0	0.0
240.	0.0	0.0	0.0	0.0	0.0	0.0	0.0	0.0	0.0	0.0	0.0	0.0	0.0	0.0	0.0	0.0	0.0	0.0	0.0	0.0
250.	0.0	0.0	0.0	0.0	0.0	0.0	0.0	0.0	0.0	0.0	0.0	0.0	0.0	0.0	0.0	0.0	0.0	0.0	0.0	0.0
260.	0.0	0.0	0.0	0.0	0.0	0.0	0.0	0.0	0.0	0.0	0.0	0.0	0.0	0.0	0.0	0.0	0.0	0.0	0.0	0.0

270.	*	0.0	0.0	0.0	0.0	0.0	0.0	0.0	0.0	0.0	0.0	0.0	0.0	0.0	0.1	0.1	0.1	0.1	0.1	0.1	0.1
280.	*	0.0	0.0	0.0	0.0	0.0	0.0	0.0	0.0	0.0	0.0	0.0	0.1	0.1	0.1	0.1	0.1	0.1	0.1	0.1	0.1
290.	*	0.0	0.0	0.0	0.0	0.0	0.0	0.0	0.0	0.1	0.0	0.0	0.0	0.1	0.1	0.1	0.1	0.1	0.1	0.1	0.1
300.	*	0.0	0.0	0.0	0.0	0.0	0.0	0.0	0.0	0.1	0.0	0.0	0.0	0.1	0.1	0.1	0.1	0.1	0.1	0.1	0.1
310.	*	0.0	0.0	0.0	0.0	0.0	0.0	0.0	0.0	0.1	0.0	0.0	0.0	0.0	0.1	0.1	0.1	0.1	0.1	0.1	0.1
320.	*	0.0	0.0	0.0	0.0	0.0	0.0	0.0	0.0	0.1	0.0	0.0	0.0	0.0	0.0	0.1	0.1	0.1	0.1	0.1	0.1
330.	*	0.0	0.0	0.0	0.0	0.0	0.0	0.0	0.0	0.1	0.0	0.0	0.0	0.0	0.0	0.1	0.1	0.1	0.1	0.1	0.1
340.	*	0.0	0.0	0.0	0.0	0.0	0.0	0.0	0.0	0.1	0.0	0.0	0.0	0.0	0.0	0.1	0.1	0.1	0.1	0.1	0.1
350.	*	0.0	0.0	0.0	0.0	0.0	0.1	0.1	0.1	0.2	0.0	0.0	0.0	0.0	0.0	0.1	0.1	0.1	0.1	0.1	0.1
360.	*	0.0	0.0	0.0	0.1	0.1	0.1	0.1	0.2	0.3	0.0	0.0	0.0	0.0	0.0	0.1	0.1	0.1	0.1	0.1	0.1
MAX	*	0.1	0.1	0.1	0.1	0.2	0.2	0.3	0.4	0.5	0.3	0.3	0.3	0.1	0.1	0.1	0.1	0.1	0.1	0.1	0.1
DEGR.	*	10	10	10	0	10	10	60	10	10	70	70	70	40	40	0	0	0	0	0	0

PAGE 5

JOB: SR101L&75thAveTI(2020Existing) RUN: 2020Exist 75th Ave TI AM

MODEL RESULTS

REMARKS : In search of the angle corresponding to the maximum concentration, only the first angle, of the angles with same maximum concentrations, is indicated as maximum.

WIND ANGLE RANGE: 0.-360.

WIND ANGLE (DEGR)	*	CONCENTRATION (PPM) REC21	REC22	REC23	REC24	REC25	REC26	REC27	REC28	REC29	REC30	REC31	REC32	REC33	REC34	REC35	REC36	REC37	REC38	REC39	REC40
0.	*	0.1	0.1	0.1	0.1	0.1	0.2	0.2	0.2	0.2	0.2	0.2	0.2	0.0	0.0	0.0	0.0	0.0	0.0	0.0	0.0
10.	*	0.1	0.1	0.1	0.1	0.4	0.4	0.5	0.5	0.4	0.4	0.4	0.3	0.2	0.0	0.0	0.0	0.0	0.0	0.0	0.0
20.	*	0.1	0.1	0.1	0.1	0.4	0.5	0.5	0.5	0.5	0.4	0.4	0.3	0.2	0.0	0.0	0.0	0.0	0.0	0.0	0.0
30.	*	0.1	0.1	0.1	0.1	0.4	0.5	0.5	0.4	0.4	0.4	0.4	0.3	0.2	0.1	0.0	0.0	0.0	0.0	0.0	0.0
40.	*	0.1	0.1	0.1	0.1	0.5	0.4	0.4	0.4	0.4	0.4	0.4	0.2	0.2	0.1	0.0	0.0	0.0	0.0	0.0	0.0
50.	*	0.1	0.1	0.1	0.1	0.4	0.4	0.4	0.4	0.4	0.4	0.4	0.2	0.2	0.1	0.0	0.0	0.0	0.0	0.0	0.0
60.	*	0.1	0.1	0.1	0.1	0.3	0.3	0.3	0.3	0.2	0.2	0.2	0.2	0.2	0.1	0.0	0.0	0.0	0.0	0.0	0.0
70.	*	0.0	0.0	0.0	0.1	0.2	0.2	0.2	0.2	0.2	0.2	0.2	0.1	0.2	0.1	0.0	0.0	0.0	0.0	0.0	0.0
80.	*	0.0	0.0	0.0	0.0	0.3	0.2	0.2	0.2	0.2	0.2	0.2	0.1	0.2	0.1	0.0	0.0	0.0	0.0	0.0	0.0
90.	*	0.0	0.0	0.0	0.0	0.3	0.3	0.3	0.2	0.2	0.2	0.2	0.1	0.2	0.1	0.0	0.0	0.0	0.0	0.0	0.0
100.	*	0.0	0.0	0.0	0.0	0.3	0.2	0.2	0.2	0.2	0.2	0.2	0.2	0.2	0.1	0.0	0.0	0.0	0.0	0.0	0.0
110.	*	0.0	0.0	0.0	0.0	0.2	0.2	0.2	0.2	0.2	0.2	0.4	0.4	0.3	0.2	0.2	0.1	0.0	0.0	0.0	0.0
120.	*	0.0	0.0	0.0	0.0	0.3	0.3	0.3	0.3	0.3	0.4	0.4	0.3	0.3	0.1	0.0	0.0	0.0	0.0	0.0	0.0
130.	*	0.0	0.0	0.0	0.0	0.4	0.4	0.4	0.4	0.4	0.4	0.4	0.1	0.1	0.1	0.1	0.0	0.0	0.0	0.0	0.0
140.	*	0.0	0.0	0.0	0.0	0.5	0.5	0.4	0.4	0.4	0.4	0.3	0.2	0.1	0.1	0.1	0.0	0.0	0.0	0.0	0.0
150.	*	0.0	0.0	0.0	0.0	0.5	0.5	0.5	0.4	0.4	0.4	0.4	0.2	0.1	0.1	0.0	0.0	0.0	0.0	0.0	0.0

160.	*	0.0	0.0	0.0	0.0	0.5	0.5	0.5	0.4	0.4	0.5	0.3	0.2	0.1	0.1	0.0	0.0	0.0	0.0	0.0	0.0
170.	*	0.0	0.0	0.0	0.0	0.5	0.5	0.4	0.5	0.4	0.3	0.3	0.2	0.1	0.0	0.0	0.0	0.0	0.0	0.0	0.0
180.	*	0.0	0.0	0.0	0.0	0.3	0.2	0.2	0.3	0.2	0.1	0.1	0.1	0.0	0.0	0.0	0.0	0.0	0.0	0.0	0.0
190.	*	0.0	0.0	0.0	0.0	0.2	0.1	0.0	0.0	0.0	0.0	0.1	0.0	0.0	0.0	0.0	0.0	0.0	0.0	0.0	0.0
200.	*	0.0	0.0	0.0	0.0	0.0	0.0	0.0	0.0	0.0	0.0	0.0	0.0	0.0	0.0	0.0	0.0	0.0	0.0	0.0	0.0
210.	*	0.0	0.0	0.0	0.0	0.0	0.0	0.0	0.0	0.0	0.0	0.0	0.0	0.0	0.0	0.0	0.0	0.0	0.0	0.0	0.0
220.	*	0.0	0.0	0.0	0.0	0.0	0.0	0.0	0.0	0.0	0.0	0.0	0.0	0.0	0.0	0.0	0.0	0.0	0.0	0.0	0.0
230.	*	0.0	0.0	0.0	0.0	0.0	0.0	0.0	0.0	0.0	0.0	0.0	0.0	0.0	0.0	0.0	0.0	0.0	0.0	0.0	0.0
240.	*	0.0	0.0	0.0	0.0	0.0	0.0	0.0	0.0	0.0	0.0	0.0	0.0	0.0	0.0	0.0	0.0	0.0	0.0	0.0	0.0
250.	*	0.0	0.0	0.0	0.0	0.0	0.0	0.0	0.0	0.0	0.0	0.0	0.0	0.0	0.0	0.0	0.0	0.0	0.0	0.0	0.0
260.	*	0.0	0.0	0.0	0.0	0.0	0.0	0.0	0.0	0.0	0.0	0.0	0.0	0.0	0.0	0.0	0.0	0.0	0.0	0.0	0.0
270.	*	0.1	0.0	0.0	0.0	0.0	0.0	0.0	0.0	0.0	0.0	0.0	0.0	0.0	0.0	0.0	0.0	0.0	0.0	0.0	0.0
280.	*	0.1	0.1	0.1	0.0	0.0	0.0	0.0	0.0	0.0	0.0	0.0	0.0	0.0	0.0	0.0	0.0	0.0	0.0	0.0	0.0
290.	*	0.1	0.1	0.1	0.1	0.0	0.0	0.0	0.0	0.0	0.0	0.0	0.0	0.0	0.0	0.0	0.0	0.0	0.0	0.0	0.0
300.	*	0.1	0.1	0.1	0.1	0.0	0.0	0.0	0.0	0.0	0.0	0.0	0.0	0.0	0.0	0.0	0.0	0.0	0.0	0.0	0.0
310.	*	0.1	0.1	0.1	0.1	0.0	0.0	0.0	0.0	0.0	0.0	0.0	0.0	0.0	0.0	0.0	0.0	0.0	0.0	0.0	0.0
320.	*	0.1	0.1	0.1	0.1	0.0	0.0	0.0	0.0	0.0	0.0	0.0	0.0	0.0	0.0	0.0	0.0	0.0	0.0	0.0	0.0
330.	*	0.1	0.1	0.1	0.1	0.0	0.0	0.0	0.0	0.0	0.0	0.0	0.0	0.0	0.0	0.0	0.0	0.0	0.0	0.0	0.0
340.	*	0.1	0.1	0.1	0.1	0.0	0.0	0.0	0.0	0.0	0.0	0.0	0.0	0.0	0.0	0.0	0.0	0.0	0.0	0.0	0.0
350.	*	0.1	0.1	0.1	0.1	0.1	0.1	0.1	0.0	0.0	0.0	0.0	0.0	0.0	0.0	0.0	0.0	0.0	0.0	0.0	0.0
360.	*	0.1	0.1	0.1	0.1	0.1	0.2	0.2	0.2	0.2	0.2	0.2	0.2	0.0	0.0	0.0	0.0	0.0	0.0	0.0	0.0
MAX	*	0.1	0.1	0.1	0.1	0.5	0.5	0.5	0.5	0.5	0.5	0.4	0.4	0.3	0.2	0.2	0.1	0.0	0.0	0.0	0.0
DEGR.	*	0	0	0	0	40	20	10	10	20	160	10	110	110	110	110	110	0	0	0	0

JOB: SR101L&75thAveTI(2020Existing) RUN: 2020Exist 75th Ave TI AM

MODEL RESULTS

REMARKS : In search of the angle corresponding to the maximum concentration, only the first angle, of the angles with same maximum concentrations, is indicated as maximum.

WIND ANGLE RANGE: 0.-360.

WIND ANGLE (DEGR)	*	CONCENTRATION (PPM) REC41	REC42	REC43	REC44	REC45	REC46	REC47	REC48
0.	*	0.0	0.0	0.0	0.0	0.0	0.0	0.0	0.0
10.	*	0.0	0.0	0.0	0.0	0.0	0.0	0.0	0.0
20.	*	0.0	0.0	0.0	0.0	0.0	0.0	0.0	0.0
30.	*	0.0	0.0	0.0	0.0	0.0	0.0	0.0	0.0
40.	*	0.0	0.0	0.0	0.0	0.0	0.0	0.0	0.0

```
 50.  *   0.0   0.0   0.0   0.0   0.0   0.0   0.0   0.0
 60.  *   0.0   0.0   0.0   0.0   0.0   0.0   0.0   0.0
 70.  *   0.0   0.0   0.0   0.0   0.0   0.0   0.0   0.0
 80.  *   0.0   0.0   0.0   0.0   0.0   0.0   0.0   0.0
 90.  *   0.0   0.0   0.0   0.0   0.0   0.0   0.0   0.0
100.  *   0.0   0.0   0.0   0.0   0.0   0.0   0.0   0.0
110.  *   0.0   0.0   0.0   0.0   0.0   0.0   0.0   0.0
120.  *   0.0   0.0   0.0   0.0   0.0   0.0   0.0   0.0
130.  *   0.0   0.0   0.0   0.0   0.0   0.0   0.0   0.0
140.  *   0.0   0.0   0.0   0.0   0.0   0.0   0.0   0.0
150.  *   0.0   0.0   0.0   0.0   0.0   0.0   0.0   0.0
160.  *   0.0   0.0   0.0   0.0   0.0   0.0   0.0   0.0
170.  *   0.0   0.0   0.0   0.0   0.0   0.0   0.0   0.0
180.  *   0.0   0.0   0.0   0.0   0.0   0.0   0.0   0.0
190.  *   0.0   0.0   0.0   0.0   0.0   0.0   0.0   0.0
200.  *   0.0   0.0   0.0   0.0   0.0   0.0   0.0   0.0
210.  *   0.0   0.0   0.0   0.0   0.0   0.0   0.0   0.0
220.  *   0.0   0.0   0.0   0.0   0.0   0.0   0.0   0.0
230.  *   0.0   0.0   0.0   0.0   0.0   0.0   0.0   0.0
240.  *   0.0   0.0   0.0   0.0   0.0   0.0   0.0   0.0
250.  *   0.0   0.0   0.0   0.0   0.0   0.0   0.0   0.0
260.  *   0.0   0.0   0.0   0.0   0.0   0.0   0.0   0.0
270.  *   0.0   0.0   0.0   0.0   0.0   0.0   0.0   0.0
280.  *   0.0   0.0   0.0   0.0   0.0   0.0   0.0   0.0
290.  *   0.0   0.0   0.0   0.0   0.0   0.0   0.0   0.0
300.  *   0.0   0.0   0.0   0.0   0.0   0.0   0.0   0.0
310.  *   0.0   0.0   0.0   0.0   0.0   0.0   0.0   0.0
320.  *   0.0   0.0   0.0   0.0   0.0   0.0   0.0   0.0
330.  *   0.0   0.0   0.0   0.0   0.0   0.0   0.0   0.0
340.  *   0.0   0.0   0.0   0.0   0.0   0.0   0.0   0.0
350.  *   0.0   0.0   0.0   0.0   0.0   0.0   0.0   0.0
360.  *   0.0   0.0   0.0   0.0   0.0   0.0   0.0   0.0
------*-----------------------------------------------
MAX   *   0.0   0.0   0.0   0.0   0.0   0.0   0.0   0.0
DEGR. *    0     0     0     0     0     0     0     0

THE HIGHEST CONCENTRATION OF    0.50 PPM OCCURRED AT RECEPTOR REC9 .
```


JOB: SR101L&75thAveTI(2020Existing) RUN: 2020Exist 75th Ave TI AM

DATE : 8/24/21
TIME : 13:37:45

RECEPTOR - LINK MATRIX FOR THE ANGLE PRODUCING
THE MAXIMUM CONCENTRATION FOR EACH RECEPTOR

CO/LINK (PPM)
ANGLE (DEGREES)

LINK #	REC1	REC2	REC3	REC4	REC5	REC6	REC7	REC8	REC9	REC10	REC11	REC12	REC13	REC14	REC15	REC16	REC17	REC18	REC19	REC20
	10	10	10	0	10	10	60	10	10	70	70	70	40	40	0	0	0	0	0	0
1	0.0	0.0	0.0	0.0	0.0	0.0	0.0	0.0	0.0	0.0	0.0	0.0	0.0	0.0	0.1	0.1	0.1	0.1	0.1	0.1
2	0.0	0.0	0.0	0.0	0.0	0.0	0.0	0.0	0.1	0.0	0.0	0.0	0.1	0.1	0.0	0.0	0.0	0.0	0.0	0.0
3	0.0	0.0	0.0	0.0	0.0	0.0	0.1	0.0	0.0	0.1	0.1	0.1	0.0	0.0	0.0	0.0	0.0	0.0	0.0	0.0
4	0.0	0.0	0.0	0.0	0.0	0.0	0.0	0.0	0.0	0.0	0.0	0.0	0.0	0.0	0.0	0.0	0.0	0.0	0.0	0.0
5	0.0	0.0	0.0	0.0	0.0	0.0	0.0	0.0	0.0	0.0	0.0	0.0	0.0	0.0	0.0	0.0	0.0	0.0	0.0	0.0
6	0.0	0.0	0.0	0.0	0.0	0.0	0.1	0.0	0.0	0.1	0.1	0.1	0.0	0.0	0.0	0.0	0.0	0.0	0.0	0.0
7	0.0	0.0	0.0	0.0	0.0	0.0	0.0	0.0	0.0	0.0	0.0	0.0	0.0	0.0	0.0	0.0	0.0	0.0	0.0	0.0
8	0.0	0.0	0.0	0.0	0.0	0.0	0.0	0.0	0.0	0.0	0.0	0.0	0.0	0.0	0.0	0.0	0.0	0.0	0.0	0.0
9	0.0	0.0	0.0	0.0	0.0	0.0	0.0	0.0	0.0	0.0	0.0	0.0	0.0	0.0	0.0	0.0	0.0	0.0	0.0	0.0
10	0.0	0.0	0.0	0.0	0.0	0.0	0.0	0.0	0.0	0.0	0.0	0.0	0.0	0.0	0.0	0.0	0.0	0.0	0.0	0.0
11	0.0	0.0	0.0	0.0	0.0	0.0	0.0	0.0	0.0	0.0	0.0	0.0	0.0	0.0	0.0	0.0	0.0	0.0	0.0	0.0
12	0.0	0.0	0.0	0.0	0.0	0.0	0.0	0.0	0.0	0.0	0.0	0.0	0.0	0.0	0.0	0.0	0.0	0.0	0.0	0.0
13	0.0	0.0	0.0	0.0	0.0	0.0	0.0	0.0	0.0	0.0	0.0	0.0	0.0	0.0	0.0	0.0	0.0	0.0	0.0	0.0
14	0.0	0.0	0.0	0.0	0.0	0.0	0.0	0.0	0.0	0.0	0.0	0.0	0.0	0.0	0.0	0.0	0.0	0.0	0.0	0.0
15	0.0	0.0	0.0	0.0	0.0	0.0	0.0	0.0	0.0	0.0	0.0	0.0	0.0	0.0	0.0	0.0	0.0	0.0	0.0	0.0
16	0.0	0.0	0.0	0.0	0.0	0.0	0.0	0.0	0.0	0.0	0.0	0.0	0.0	0.0	0.0	0.0	0.0	0.0	0.0	0.0
17	0.0	0.0	0.0	0.0	0.0	0.0	0.0	0.0	0.0	0.0	0.0	0.0	0.0	0.0	0.0	0.0	0.0	0.0	0.0	0.0
18	0.0	0.0	0.0	0.0	0.0	0.0	0.0	0.0	0.0	0.0	0.0	0.0	0.0	0.0	0.0	0.0	0.0	0.0	0.0	0.0
19	0.0	0.0	0.0	0.0	0.0	0.0	0.0	0.0	0.0	0.0	0.0	0.0	0.0	0.0	0.0	0.0	0.0	0.0	0.0	0.0
20	0.0	0.0	0.0	0.0	0.0	0.0	0.0	0.0	0.0	0.0	0.0	0.0	0.0	0.0	0.0	0.0	0.0	0.0	0.0	0.0
21	0.0	0.0	0.0	0.0	0.0	0.0	0.0	0.0	0.0	0.0	0.0	0.0	0.0	0.0	0.0	0.0	0.0	0.0	0.0	0.0
22	0.0	0.0	0.0	0.0	0.0	0.0	0.0	0.0	0.0	0.0	0.0	0.0	0.0	0.0	0.0	0.0	0.0	0.0	0.0	0.0
23	0.0	0.0	0.0	0.0	0.0	0.0	0.0	0.0	0.0	0.0	0.0	0.0	0.0	0.0	0.0	0.0	0.0	0.0	0.0	0.0
24	0.0	0.0	0.0	0.0	0.0	0.0	0.0	0.0	0.0	0.0	0.0	0.0	0.0	0.0	0.0	0.0	0.0	0.0	0.0	0.0
25	0.0	0.0	0.0	0.1	0.1	0.1	0.0	0.3	0.3	0.1	0.1	0.1	0.0	0.0	0.0	0.0	0.0	0.0	0.0	0.0
26	0.1	0.1	0.1	0.0	0.1	0.1	0.0	0.0	0.0	0.0	0.0	0.0	0.0	0.0	0.0	0.0	0.0	0.0	0.0	0.0
27	0.0	0.0	0.0	0.0	0.0	0.0	0.0	0.0	0.0	0.0	0.0	0.0	0.0	0.0	0.0	0.0	0.0	0.0	0.0	0.0
28	0.0	0.0	0.0	0.0	0.0	0.0	0.0	0.0	0.0	0.0	0.0	0.0	0.0	0.0	0.0	0.0	0.0	0.0	0.0	0.0
29	0.0	0.0	0.0	0.0	0.0	0.0	0.0	0.0	0.0	0.0	0.0	0.0	0.0	0.0	0.0	0.0	0.0	0.0	0.0	0.0
30	0.0	0.0	0.0	0.0	0.0	0.0	0.0	0.0	0.0	0.0	0.0	0.0	0.0	0.0	0.0	0.0	0.0	0.0	0.0	0.0
31	0.0	0.0	0.0	0.0	0.0	0.0	0.0	0.0	0.0	0.0	0.0	0.0	0.0	0.0	0.0	0.0	0.0	0.0	0.0	0.0
32	0.0	0.0	0.0	0.0	0.0	0.0	0.0	0.0	0.0	0.0	0.0	0.0	0.0	0.0	0.0	0.0	0.0	0.0	0.0	0.0
33	0.0	0.0	0.0	0.0	0.0	0.0	0.0	0.0	0.0	0.0	0.0	0.0	0.0	0.0	0.0	0.0	0.0	0.0	0.0	0.0
34	0.0	0.0	0.0	0.0	0.0	0.0	0.0	0.0	0.0	0.0	0.0	0.0	0.0	0.0	0.0	0.0	0.0	0.0	0.0	0.0
35	0.0	0.0	0.0	0.0	0.0	0.0	0.0	0.0	0.0	0.0	0.0	0.0	0.0	0.0	0.0	0.0	0.0	0.0	0.0	0.0
36	0.0	0.0	0.0	0.0	0.0	0.0	0.0	0.1	0.1	0.0	0.0	0.0	0.0	0.0	0.0	0.0	0.0	0.0	0.0	0.0
37	0.0	0.0	0.0	0.0	0.0	0.0	0.0	0.0	0.0	0.0	0.0	0.0	0.0	0.0	0.0	0.0	0.0	0.0	0.0	0.0
38	0.0	0.0	0.0	0.0	0.0	0.0	0.0	0.0	0.0	0.0	0.0	0.0	0.0	0.0	0.0	0.0	0.0	0.0	0.0	0.0
39	0.0	0.0	0.0	0.0	0.0	0.0	0.1	0.0	0.0	0.0	0.0	0.0	0.0	0.0	0.0	0.0	0.0	0.0	0.0	0.0

DATE : 8/24/21
TIME : 13:37:45

RECEPTOR - LINK MATRIX FOR THE ANGLE PRODUCING
THE MAXIMUM CONCENTRATION FOR EACH RECEPTOR

LINK #	* CO/LINK (PPM) / ANGLE (DEGREES)	REC21	REC22	REC23	REC24	REC25	REC26	REC27	REC28	REC29	REC30	REC31	REC32	REC33	REC34	REC35	REC36	REC37	REC38	REC39	REC40
	*	0 0	0	0	40	20	10	10	20	160	10	110	110	110	110	110	0	0	0	0	
1	*	0.1	0.1	0.1	0.1	0.0	0.0	0.0	0.0	0.0	0.0	0.0	0.0	0.0	0.0	0.0	0.0	0.0	0.0	0.0	0.0
2	*	0.0	0.0	0.0	0.0	0.0	0.0	0.0	0.0	0.0	0.0	0.0	0.0	0.0	0.0	0.0	0.0	0.0	0.0	0.0	0.0
3	*	0.0	0.0	0.0	0.0	0.0	0.0	0.0	0.0	0.0	0.0	0.0	0.1	0.0	0.1	0.1	0.1	0.0	0.0	0.0	0.0
4	*	0.0	0.0	0.0	0.0	0.0	0.0	0.0	0.0	0.0	0.0	0.0	0.0	0.0	0.0	0.0	0.0	0.0	0.0	0.0	0.0
5	*	0.0	0.0	0.0	0.0	0.0	0.0	0.0	0.0	0.0	0.0	0.0	0.0	0.0	0.0	0.0	0.0	0.0	0.0	0.0	0.0
6	*	0.0	0.0	0.0	0.0	0.0	0.0	0.0	0.0	0.0	0.0	0.0	0.1	0.1	0.1	0.1	0.0	0.0	0.0	0.0	0.0
7	*	0.0	0.0	0.0	0.0	0.0	0.0	0.0	0.0	0.0	0.0	0.0	0.0	0.0	0.0	0.0	0.0	0.0	0.0	0.0	0.0
8	*	0.0	0.0	0.0	0.0	0.0	0.0	0.0	0.0	0.0	0.0	0.0	0.0	0.0	0.0	0.0	0.0	0.0	0.0	0.0	0.0
9	*	0.0	0.0	0.0	0.0	0.0	0.0	0.0	0.0	0.0	0.0	0.0	0.0	0.0	0.0	0.0	0.0	0.0	0.0	0.0	0.0
10	*	0.0	0.0	0.0	0.0	0.0	0.0	0.0	0.0	0.0	0.0	0.0	0.0	0.0	0.0	0.0	0.0	0.0	0.0	0.0	0.0
11	*	0.0	0.0	0.0	0.0	0.0	0.0	0.0	0.0	0.0	0.0	0.0	0.0	0.0	0.0	0.0	0.0	0.0	0.0	0.0	0.0
12	*	0.0	0.0	0.0	0.0	0.0	0.0	0.0	0.0	0.0	0.0	0.0	0.0	0.0	0.0	0.0	0.0	0.0	0.0	0.0	0.0
13	*	0.0	0.0	0.0	0.0	0.0	0.0	0.0	0.0	0.0	0.0	0.0	0.0	0.0	0.0	0.0	0.0	0.0	0.0	0.0	0.0
14	*	0.0	0.0	0.0	0.0	0.0	0.0	0.0	0.0	0.0	0.0	0.0	0.0	0.0	0.0	0.0	0.0	0.0	0.0	0.0	0.0
15	*	0.0	0.0	0.0	0.0	0.0	0.0	0.0	0.0	0.0	0.0	0.0	0.0	0.0	0.0	0.0	0.0	0.0	0.0	0.0	0.0
16	*	0.0	0.0	0.0	0.0	0.0	0.0	0.0	0.0	0.0	0.0	0.0	0.0	0.0	0.0	0.0	0.0	0.0	0.0	0.0	0.0
17	*	0.0	0.0	0.0	0.0	0.0	0.0	0.0	0.0	0.0	0.0	0.0	0.0	0.0	0.0	0.0	0.0	0.0	0.0	0.0	0.0
18	*	0.0	0.0	0.0	0.0	0.0	0.0	0.0	0.0	0.0	0.0	0.0	0.0	0.0	0.0	0.0	0.0	0.0	0.0	0.0	0.0
19	*	0.0	0.0	0.0	0.0	0.0	0.0	0.0	0.0	0.0	0.0	0.0	0.0	0.0	0.0	0.0	0.0	0.0	0.0	0.0	0.0
20	*	0.0	0.0	0.0	0.0	0.0	0.0	0.0	0.0	0.0	0.0	0.0	0.0	0.0	0.0	0.0	0.0	0.0	0.0	0.0	0.0
21	*	0.0	0.0	0.0	0.0	0.0	0.0	0.0	0.0	0.0	0.0	0.0	0.0	0.0	0.0	0.0	0.0	0.0	0.0	0.0	0.0
22	*	0.0	0.0	0.0	0.0	0.0	0.0	0.0	0.0	0.0	0.0	0.0	0.0	0.0	0.0	0.0	0.0	0.0	0.0	0.0	0.0
23	*	0.0	0.0	0.0	0.0	0.0	0.0	0.0	0.0	0.0	0.0	0.0	0.0	0.0	0.0	0.0	0.0	0.0	0.0	0.0	0.0
24	*	0.0	0.0	0.0	0.0	0.2	0.2	0.2	0.2	0.2	0.2	0.2	0.1	0.1	0.0	0.0	0.0	0.0	0.0	0.0	0.0
25	*	0.0	0.0	0.0	0.0	0.0	0.0	0.0	0.0	0.0	0.1	0.0	0.1	0.0	0.0	0.0	0.0	0.0	0.0	0.0	0.0
26	*	0.0	0.0	0.0	0.0	0.0	0.0	0.0	0.0	0.0	0.0	0.0	0.0	0.0	0.0	0.0	0.0	0.0	0.0	0.0	0.0
27	*	0.0	0.0	0.0	0.0	0.0	0.0	0.0	0.0	0.0	0.0	0.0	0.0	0.0	0.0	0.0	0.0	0.0	0.0	0.0	0.0
28	*	0.0	0.0	0.0	0.0	0.0	0.0	0.0	0.0	0.0	0.0	0.0	0.0	0.0	0.0	0.0	0.0	0.0	0.0	0.0	0.0
29	*	0.0	0.0	0.0	0.0	0.0	0.0	0.0	0.0	0.0	0.0	0.0	0.0	0.0	0.0	0.0	0.0	0.0	0.0	0.0	0.0
30	*	0.0	0.0	0.0	0.0	0.0	0.0	0.0	0.0	0.0	0.0	0.0	0.0	0.0	0.0	0.0	0.0	0.0	0.0	0.0	0.0
31	*	0.0	0.0	0.0	0.0	0.0	0.0	0.0	0.0	0.0	0.0	0.0	0.0	0.0	0.0	0.0	0.0	0.0	0.0	0.0	0.0
32	*	0.0	0.0	0.0	0.0	0.0	0.0	0.0	0.0	0.0	0.0	0.0	0.0	0.0	0.0	0.0	0.0	0.0	0.0	0.0	0.0
33	*	0.0	0.0	0.0	0.0	0.0	0.0	0.0	0.0	0.0	0.0	0.0	0.0	0.0	0.0	0.0	0.0	0.0	0.0	0.0	0.0
34	*	0.0	0.0	0.0	0.0	0.2	0.2	0.2	0.2	0.2	0.1	0.1	0.0	0.1	0.0	0.0	0.0	0.0	0.0	0.0	0.0
35	*	0.0	0.0	0.0	0.0	0.0	0.0	0.0	0.0	0.0	0.0	0.0	0.0	0.0	0.0	0.0	0.0	0.0	0.0	0.0	0.0

36	*	0.0	0.0	0.0	0.0	0.1	0.1	0.1	0.1	0.1	0.1	0.1	0.0	0.0	0.0	0.0	0.0	0.0	0.0	0.0	0.0
37	*	0.0	0.0	0.0	0.0	0.0	0.0	0.0	0.0	0.0	0.0	0.0	0.0	0.0	0.0	0.0	0.0	0.0	0.0	0.0	0.0
38	*	0.0	0.0	0.0	0.0	0.0	0.0	0.0	0.0	0.0	0.0	0.0	0.0	0.0	0.0	0.0	0.0	0.0	0.0	0.0	0.0
39	*	0.0	0.0	0.0	0.0	0.0	0.0	0.0	0.0	0.0	0.0	0.0	0.0	0.0	0.0	0.0	0.0	0.0	0.0	0.0	0.0

JOB: SR101L&75thAveTI(2020Existing) RUN: 2020Exist 75th Ave TI AM

DATE : 8/24/21
TIME : 13:37:45

RECEPTOR - LINK MATRIX FOR THE ANGLE PRODUCING
THE MAXIMUM CONCENTRATION FOR EACH RECEPTOR

LINK #	*	CO/LINK (PPM) ANGLE (DEGREES) REC41 0	REC42 0	REC43 0	REC44 0	REC45 0	REC46 0	REC47 0	REC48
1	*	0.0	0.0	0.0	0.0	0.0	0.0	0.0	0.0
2	*	0.0	0.0	0.0	0.0	0.0	0.0	0.0	0.0
3	*	0.0	0.0	0.0	0.0	0.0	0.0	0.0	0.0
4	*	0.0	0.0	0.0	0.0	0.0	0.0	0.0	0.0
5	*	0.0	0.0	0.0	0.0	0.0	0.0	0.0	0.0
6	*	0.0	0.0	0.0	0.0	0.0	0.0	0.0	0.0
7	*	0.0	0.0	0.0	0.0	0.0	0.0	0.0	0.0
8	*	0.0	0.0	0.0	0.0	0.0	0.0	0.0	0.0
9	*	0.0	0.0	0.0	0.0	0.0	0.0	0.0	0.0
10	*	0.0	0.0	0.0	0.0	0.0	0.0	0.0	0.0
11	*	0.0	0.0	0.0	0.0	0.0	0.0	0.0	0.0
12	*	0.0	0.0	0.0	0.0	0.0	0.0	0.0	0.0
13	*	0.0	0.0	0.0	0.0	0.0	0.0	0.0	0.0
14	*	0.0	0.0	0.0	0.0	0.0	0.0	0.0	0.0
15	*	0.0	0.0	0.0	0.0	0.0	0.0	0.0	0.0
16	*	0.0	0.0	0.0	0.0	0.0	0.0	0.0	0.0
17	*	0.0	0.0	0.0	0.0	0.0	0.0	0.0	0.0
18	*	0.0	0.0	0.0	0.0	0.0	0.0	0.0	0.0
19	*	0.0	0.0	0.0	0.0	0.0	0.0	0.0	0.0
20	*	0.0	0.0	0.0	0.0	0.0	0.0	0.0	0.0
21	*	0.0	0.0	0.0	0.0	0.0	0.0	0.0	0.0
22	*	0.0	0.0	0.0	0.0	0.0	0.0	0.0	0.0
23	*	0.0	0.0	0.0	0.0	0.0	0.0	0.0	0.0
24	*	0.0	0.0	0.0	0.0	0.0	0.0	0.0	0.0
25	*	0.0	0.0	0.0	0.0	0.0	0.0	0.0	0.0
26	*	0.0	0.0	0.0	0.0	0.0	0.0	0.0	0.0
27	*	0.0	0.0	0.0	0.0	0.0	0.0	0.0	0.0
28	*	0.0	0.0	0.0	0.0	0.0	0.0	0.0	0.0

```
29  *   0.0   0.0   0.0   0.0   0.0   0.0   0.0   0.0
30  *   0.0   0.0   0.0   0.0   0.0   0.0   0.0   0.0
31  *   0.0   0.0   0.0   0.0   0.0   0.0   0.0   0.0
32  *   0.0   0.0   0.0   0.0   0.0   0.0   0.0   0.0
33  *   0.0   0.0   0.0   0.0   0.0   0.0   0.0   0.0
34  *   0.0   0.0   0.0   0.0   0.0   0.0   0.0   0.0
35  *   0.0   0.0   0.0   0.0   0.0   0.0   0.0   0.0
36  *   0.0   0.0   0.0   0.0   0.0   0.0   0.0   0.0
37  *   0.0   0.0   0.0   0.0   0.0   0.0   0.0   0.0
38  *   0.0   0.0   0.0   0.0   0.0   0.0   0.0   0.0
39  *   0.0   0.0   0.0   0.0   0.0   0.0   0.0   0.0
```

CAL3QHC: LINE SOURCE DISPERSION MODEL - VERSION 2.0 Dated 95221 PAGE 1

JOB: SR101L&75thAveTI(2020Existing) RUN: 2020Exist 75th Ave TI PM

DATE : 8/24/21
TIME : 13:38:14

The MODE flag has been set to C for calculating CO averages.

SITE & METEOROLOGICAL VARIABLES

VS = 0.0 CM/S VD = 0.0 CM/S Z0 = 108. CM
U = 1.0 M/S CLAS = 4 (D) ATIM = 60. MINUTES MIXH = 1000. M AMB = 0.0 PPM

LINK VARIABLES

	LINK DESCRIPTION	LINK COORDINATES (FT) X1	Y1	X2	Y2	LENGTH (FT)	BRG (DEG)	TYPE	VPH	EF (G/MI)	H (FT)	W (FT)	V/C	QUEUE (VEH)
1.	1_SR101_EB_ML_S1	606176.4	970428.2	607239.4	970720.6	1102.	75.	DP	2981.	1.4	-10.0	68.0		
2.	2_SR101_EB_ML_S2	607239.4	970720.6	607929.6	970768.0	692.	86.	DP	2981.	1.8	-20.0	68.0		
3.	3_SR101_EB_ML_S3	607929.6	970768.0	609252.3	970723.4	1323.	92.	DP	2981.	2.5	-10.0	68.0		
4.	4_SR101_WB_ML_S1	607228.2	970808.5	606141.2	970532.5	1121.	256.	DP	2635.	1.4	-10.0	68.0		
5.	5_SR101_WB_ML_S2	607930.8	970840.8	607228.2	970808.5	703.	267.	DP	2635.	1.8	-20.0	68.0		
6.	6_SR101_WB_ML_S3	609253.5	970792.1	607930.8	970840.8	1324.	272.	DP	2635.	2.3	-10.0	68.0		
7.	7_EB_75th_Ave_offram	606192.6	970388.8	606889.6	970563.9	719.	76.	AG	156.	2.5	0.0	32.0		
8.	8_EB_75th_Ave_offram	606889.6	970563.9	607692.5	970592.7	803.	88.	AG	156.	2.6	0.0	44.0		
9.	9_EB_75th Ave offram	607592.2	970581.3	607650.5	970512.1	91.	140.	AG	0.	2.1	0.0	32.0		
10.	10_75th_Ave_NB_to_EB	607743.1	970527.5	607820.8	970582.4	95.	55.	AG	246.	2.0	0.0	32.0		
11.	11_EB_frontage_road	608169.2	970585.4	609241.8	970558.7	1073.	91.	AG	83.	2.2	0.0	44.0		
12.	12_EB_75th_Ave_onram	607689.5	970592.8	608169.4	970595.2	480.	90.	AG	1217.	1.8	0.0	56.0		
13.	13_EB_75th_Ave_onram	608169.3	970611.1	609249.7	970677.2	1082.	86.	AG	1055.	3.1	0.0	44.0		
14.	14_WB_75th_Ave_offra	609250.9	970841.0	608282.4	970977.2	978.	278.	AG	540.	4.0	0.0	32.0		
15.	15_WB_frontage_road_	609250.6	970931.9	608287.7	971009.5	966.	275.	AG	242.	2.3	0.0	32.0		
16.	16_WB_frontage_road_	608287.7	971009.5	607705.2	971011.9	583.	270.	AG	242.	3.1	0.0	44.0		
17.	17_WB_75th_Ave_offra	608282.4	970977.2	607705.4	971007.5	578.	273.	AG	540.	3.4	0.0	32.0		
18.	18_WB_75th_Ave_offra	607813.8	971031.4	607733.0	971088.9	99.	305.	AG	236.	2.1	0.0	32.0		
19.	19_WB_75th_Ave_onram	607647.1	971086.4	607592.2	971017.2	88.	218.	AG	101.	1.9	0.0	32.0		
20.	20_WB_frontage_road_	607614.3	971010.0	607165.5	970955.9	452.	263.	AG	246.	1.9	0.0	44.0		
21.	21_WB_frontage_road_	607165.5	970955.9	606135.2	970621.3	1083.	252.	AG	246.	1.9	0.0	44.0		
22.	22_WB_ML_to_frontage	607932.2	970870.3	607036.9	970869.3	895.	270.	DP	618.	4.3	-20.0	32.0		
23.	23_WB_ML_to_frontage	607036.9	970869.3	606138.1	970614.5	934.	254.	DP	618.	4.3	-10.0	32.0		
24.	24_SB_75th_Ave_S1	607668.2	971708.4	607672.2	971035.7	673.	180.	AG	1154.	3.1	0.0	56.0		
25.	25_SB_75th_Ave_S2	607672.2	971035.7	607660.8	970566.2	470.	181.	BR	1361.	3.3	0.0	68.0		
26.	26_SB_75th_Ave_S3	607660.8	970566.2	607667.9	969913.9	652.	179.	AG	398.	2.3	0.0	44.0		
27.	27_SB_75th_Ave_left	607685.3	970672.4	607759.2	970595.7	106.	136.	AG	963.	2.1	0.0	44.0		
28.	28_NB_75th_Ave_S1	607715.6	969916.3	607719.3	970565.2	649.	0.	AG	408.	2.5	0.0	44.0		

29.	29_NB_75th_Ave_S2	* 607719.3	970565.2	607725.8	971035.7 *	471.	1.	BR	321.	2.5	0.0	56.0		
30.	30_NB_75th_Ave_S3	* 607725.8	971035.7	607726.5	971704.9 *	669.	0.	AG	689.	3.4	0.0	44.0		
31.	31_NB_75th_Ave_left	* 607708.3	970946.8	607613.1	971013.1 *	116.	305.	AG	35.	1.9	0.0	32.0		
32.	32_EB_75th_offramp_Q	* 607629.1	970592.3	607618.6	970592.3 *	11.	267.	AG	21.	100.0	0.0	36.0	0.07	0.5
33.	33_WB_75th_offramp_Q	* 607764.8	971016.4	607813.0	971014.7 *	48.	91.	AG	28.	100.0	0.0	48.0	0.21	2.4
34.	34_SB_75th_Ave_Queue	* 607668.1	971075.0	607664.0	971283.7 *	209.	359.	AG	46.	100.0	0.0	36.0	0.90	10.6
35.	35T_SB_75th_Ave_brid	* 607674.2	970632.4	607674.3	970671.6 *	39.	0.	BR	14.	100.0	0.0	24.0	0.18	2.0
36.	35L_SB_75th_Ave_brid	* 607686.0	970674.3	607689.9	971860.2 *	1186.	0.	BR	31.	100.0	0.0	24.0	1.23	60.2
37.	36T_NB_75th_Ave_brid	* 607727.4	970946.6	607727.0	970904.4 *	42.	181.	BR	18.	100.0	0.0	24.0	0.15	2.1
38.	36L_NB_75th_Ave_brid	* 607708.5	970926.8	607708.4	970906.0 *	21.	180.	BR	18.	100.0	0.0	12.0	0.39	1.1
39.	37_NB_75th_Ave_Queue	* 607720.5	970521.9	607719.3	970470.6 *	51.	181.	AG	70.	100.0	0.0	48.0	0.44	2.6

JOB: SR101L&75thAveTI(2020Existing) RUN: 2020Exist 75th Ave TI PM

DATE : 8/24/21
TIME : 13:38:14

ADDITIONAL QUEUE LINK PARAMETERS

LINK DESCRIPTION	CYCLE LENGTH (SEC)	RED TIME (SEC)	CLEARANCE LOST TIME (SEC)	APPROACH VOL (VPH)	SATURATION FLOW RATE (VPH)	IDLE EM FAC (gm/hr)	SIGNAL TYPE	ARRIVAL RATE
32. 32_EB_75th_offramp_Q*	115	37	5.0	156	1272	8.21	2	3
33. 33_WB_75th_offramp_Q*	133	43	5.0	822	1560	8.21	2	3
34. 34_SB_75th_Ave_Queue*	133	92	5.0	1154	1676	8.21	2	3
35. 35T_SB_75th_Ave_brid*	115	36	5.0	398	1780	8.21	2	3
36. 35L_SB_75th_Ave_brid*	115	82	5.0	963	1730	8.21	2	3
37. 36T_NB_75th_Ave_brid*	133	54	5.0	286	1780	8.21	2	3
38. 36L_NB_75th_Ave_brid*	133	109	5.0	35	706	8.21	2	3
39. 37_NB_75th_Ave_Queue*	115	92	5.0	408	1671	8.21	2	3

RECEPTOR LOCATIONS

RECEPTOR	COORDINATES (FT) X	Y	Z
1. R1	607758.4	971640.7	5.9
2. R2	607758.0	971558.7	5.9
3. R3	607756.7	971476.7	5.9
4. R4	607755.4	971394.7	5.9
5. R5	607754.1	971312.8	5.9
6. R6	607754.1	971230.7	5.9
7. R7	607755.7	971148.7	5.9
8. R8	607769.5	971067.9	5.9
9. R9	607837.2	971158.0	5.9
10. R10	607918.8	971150.2	5.9

```
11. R11                  *    608000.4   971142.6        5.9   *
12. R12                  *    608082.1   971134.9        5.9   *
13. R13                  *    608163.7   971127.2        5.9   *
14. R14                  *    608245.4   971119.4        5.9   *
15. R15                  *    608327.0   971111.7        5.9   *
16. R16                  *    608408.6   971103.9        5.9   *
17. R17                  *    608490.3   971096.2        5.9   *
18. R18                  *    608571.9   971088.5        5.9   *
19. R19                  *    608653.5   971080.7        5.9   *
20. R20                  *    608735.2   971073.0        5.9   *
21. R21                  *    608816.8   971065.4        5.9   *
22. R22                  *    608898.5   971057.7        5.9   *
23. R23                  *    608980.1   971049.9        5.9   *
24. R24                  *    608908.5   970527.3        5.9   *
25. R25                  *    608826.4   970526.5        5.9   *
26. R26                  *    608744.5   970525.8        5.9   *
27. R27                  *    608662.5   970525.0        5.9   *
28. R28                  *    608580.5   970524.2        5.9   *
29. R29                  *    608498.5   970523.5        5.9   *
30. R30                  *    608416.5   970522.8        5.9   *
31. R31                  *    608334.5   970522.0        5.9   *
32. R32                  *    608252.5   970521.3        5.9   *
33. R33                  *    608170.5   970520.5        5.9   *
34. R34                  *    608088.5   970519.8        5.9   *
35. R35                  *    608006.5   970519.0        5.9   *
36. R36                  *    607926.3   970518.3        5.9   *
37. R37                  *    607842.5   970517.6        5.9   *
```


JOB: SR101L&75thAveTI(2020Existing) RUN: 2020Exist 75th Ave TI PM

DATE : 8/24/21
TIME : 13:38:14

RECEPTOR LOCATIONS

```
                         *          COORDINATES (FT)          *
  RECEPTOR               *      X          Y          Z       *
---------------- --------*-----------------------------------*
38. R38                  *    607759.2   970629.1        5.9   *
39. R39                  *    607760.5   970516.7        5.9   *
40. R40                  *    607760.4   970434.7        5.9   *
41. R41                  *    607760.2   970352.8        5.9   *
42. R42                  *    607756.6   970270.9        5.9   *
43. R43                  *    607752.2   970189.0        5.9   *
44. R44                  *    607745.6   970107.2        5.9   *
45. R45                  *    607748.6   970025.4        5.9   *
```

46. R46 * 607747.2 969943.6 5.9 *

JOB: SR101L&75thAveTI(2020Existing) RUN: 2020Exist 75th Ave TI PM

MODEL RESULTS

REMARKS : In search of the angle corresponding to the maximum concentration, only the first angle, of the angles with same maximum concentrations, is indicated as maximum.

WIND ANGLE RANGE: 0.-360.

WIND ANGLE (DEGR)	* CONCENTRATION (PPM) REC1	REC2	REC3	REC4	REC5	REC6	REC7	REC8	REC9	REC10	REC11	REC12	REC13	REC14	REC15	REC16	REC17	REC18	REC19	REC20
0.	0.0	0.0	0.0	0.1	0.1	0.1	0.1	0.0	0.0	0.0	0.0	0.0	0.0	0.0	0.0	0.0	0.0	0.0	0.0	0.0
10.	0.0	0.0	0.0	0.0	0.0	0.0	0.0	0.0	0.0	0.0	0.0	0.0	0.0	0.0	0.0	0.0	0.0	0.0	0.0	0.0
20.	0.0	0.0	0.0	0.0	0.0	0.0	0.0	0.0	0.0	0.0	0.0	0.0	0.0	0.0	0.0	0.0	0.0	0.0	0.0	0.0
30.	0.0	0.0	0.0	0.0	0.0	0.0	0.0	0.0	0.0	0.0	0.0	0.0	0.0	0.0	0.0	0.0	0.0	0.0	0.0	0.0
40.	0.0	0.0	0.0	0.0	0.0	0.0	0.0	0.0	0.0	0.0	0.0	0.0	0.0	0.0	0.0	0.0	0.0	0.0	0.0	0.0
50.	0.0	0.0	0.0	0.0	0.0	0.0	0.0	0.0	0.0	0.0	0.0	0.0	0.0	0.0	0.0	0.0	0.0	0.0	0.0	0.0
60.	0.0	0.0	0.0	0.0	0.0	0.0	0.0	0.0	0.0	0.0	0.0	0.0	0.0	0.0	0.0	0.0	0.0	0.0	0.0	0.0
70.	0.0	0.0	0.0	0.0	0.0	0.0	0.0	0.0	0.0	0.0	0.0	0.0	0.0	0.0	0.0	0.0	0.0	0.0	0.0	0.0
80.	0.0	0.0	0.0	0.0	0.0	0.0	0.0	0.0	0.0	0.0	0.0	0.0	0.0	0.0	0.0	0.0	0.0	0.0	0.0	0.0
90.	0.0	0.0	0.0	0.0	0.0	0.0	0.0	0.0	0.0	0.0	0.0	0.0	0.0	0.0	0.0	0.0	0.0	0.0	0.0	0.0
100.	0.0	0.0	0.0	0.0	0.0	0.0	0.0	0.0	0.0	0.0	0.0	0.0	0.0	0.0	0.0	0.0	0.0	0.0	0.0	0.0
110.	0.0	0.0	0.0	0.0	0.0	0.0	0.0	0.1	0.0	0.0	0.0	0.0	0.0	0.0	0.0	0.0	0.0	0.0	0.0	0.0
120.	0.0	0.0	0.0	0.0	0.0	0.0	0.0	0.2	0.0	0.0	0.0	0.0	0.0	0.0	0.0	0.0	0.0	0.0	0.0	0.0
130.	0.0	0.0	0.0	0.0	0.0	0.0	0.0	0.1	0.0	0.0	0.0	0.0	0.0	0.0	0.0	0.0	0.0	0.0	0.0	0.0
140.	0.0	0.0	0.0	0.0	0.0	0.0	0.0	0.0	0.0	0.0	0.0	0.0	0.0	0.0	0.0	0.0	0.0	0.0	0.0	0.0
150.	0.0	0.0	0.0	0.0	0.0	0.0	0.0	0.0	0.0	0.0	0.0	0.0	0.0	0.0	0.0	0.0	0.0	0.0	0.0	0.0
160.	0.0	0.0	0.0	0.0	0.0	0.0	0.0	0.1	0.0	0.0	0.0	0.0	0.0	0.0	0.0	0.0	0.0	0.0	0.0	0.0
170.	0.0	0.0	0.0	0.0	0.0	0.0	0.0	0.0	0.0	0.0	0.0	0.0	0.0	0.0	0.0	0.0	0.0	0.0	0.0	0.0
180.	0.1	0.1	0.1	0.1	0.1	0.1	0.0	0.0	0.0	0.0	0.0	0.0	0.0	0.0	0.0	0.0	0.0	0.0	0.0	0.0
190.	0.3	0.2	0.2	0.2	0.2	0.2	0.2	0.1	0.0	0.0	0.0	0.0	0.0	0.0	0.0	0.0	0.0	0.0	0.0	0.0
200.	0.3	0.3	0.3	0.3	0.3	0.3	0.3	0.1	0.0	0.0	0.0	0.0	0.0	0.0	0.0	0.0	0.0	0.0	0.0	0.0
210.	0.3	0.3	0.3	0.3	0.4	0.3	0.3	0.1	0.1	0.0	0.0	0.0	0.0	0.0	0.0	0.0	0.0	0.0	0.0	0.0
220.	0.3	0.3	0.3	0.3	0.4	0.4	0.2	0.1	0.0	0.0	0.0	0.0	0.0	0.0	0.0	0.0	0.0	0.0	0.0	0.0
230.	0.3	0.3	0.3	0.3	0.4	0.4	0.3	0.1	0.0	0.0	0.0	0.0	0.0	0.0	0.0	0.0	0.0	0.0	0.0	0.0
240.	0.2	0.2	0.2	0.2	0.3	0.3	0.3	0.1	0.0	0.0	0.0	0.0	0.0	0.0	0.0	0.0	0.0	0.0	0.0	0.0
250.	0.2	0.2	0.2	0.2	0.2	0.3	0.3	0.0	0.0	0.0	0.0	0.0	0.0	0.0	0.0	0.0	0.0	0.0	0.0	0.0
260.	0.2	0.2	0.2	0.2	0.2	0.3	0.3	0.1	0.0	0.0	0.0	0.0	0.0	0.0	0.0	0.0	0.0	0.0	0.0	0.0
270.	0.2	0.2	0.2	0.2	0.2	0.3	0.3	0.2	0.0	0.0	0.0	0.0	0.0	0.0	0.0	0.0	0.0	0.0	0.0	0.0
280.	0.2	0.2	0.2	0.2	0.2	0.3	0.3	0.2	0.0	0.0	0.0	0.0	0.0	0.0	0.0	0.0	0.0	0.0	0.0	0.0

290.	*	0.2	0.2	0.2	0.2	0.2	0.3	0.3	0.3	0.0	0.0	0.0	0.0	0.0	0.0	0.0	0.0	0.0	0.0	0.0	0.0
300.	*	0.1	0.2	0.2	0.2	0.2	0.2	0.3	0.3	0.0	0.0	0.0	0.0	0.0	0.0	0.0	0.0	0.0	0.0	0.0	0.0
310.	*	0.1	0.2	0.3	0.3	0.3	0.3	0.4	0.3	0.0	0.0	0.0	0.0	0.0	0.0	0.0	0.0	0.0	0.0	0.0	0.0
320.	*	0.2	0.3	0.3	0.3	0.3	0.3	0.4	0.3	0.0	0.0	0.0	0.0	0.0	0.0	0.0	0.0	0.0	0.0	0.0	0.0
330.	*	0.1	0.2	0.3	0.3	0.3	0.3	0.3	0.3	0.0	0.0	0.0	0.0	0.0	0.0	0.0	0.0	0.0	0.0	0.0	0.0
340.	*	0.0	0.1	0.2	0.3	0.3	0.3	0.3	0.3	0.0	0.0	0.0	0.0	0.0	0.0	0.0	0.0	0.0	0.0	0.0	0.0
350.	*	0.0	0.1	0.1	0.1	0.1	0.2	0.3	0.1	0.0	0.0	0.0	0.0	0.0	0.0	0.0	0.0	0.0	0.0	0.0	0.0
360.	*	0.0	0.0	0.0	0.1	0.1	0.1	0.1	0.0	0.0	0.0	0.0	0.0	0.0	0.0	0.0	0.0	0.0	0.0	0.0	0.0
MAX	*	0.3	0.3	0.3	0.3	0.4	0.4	0.4	0.3	0.1	0.0	0.0	0.0	0.0	0.0	0.0	0.0	0.0	0.0	0.0	0.0
DEGR.	*	190	200	200	200	210	220	310	290	210	0	0	0	0	0	0	0	0	0	0	0

JOB: SR101L&75thAveTI(2020Existing) RUN: 2020Exist 75th Ave TI PM

MODEL RESULTS

REMARKS : In search of the angle corresponding to the maximum concentration, only the first angle, of the angles with same maximum concentrations, is indicated as maximum.

WIND ANGLE RANGE: 0.-360.

WIND ANGLE (DEGR)	*	CONCENTRATION (PPM) REC21	REC22	REC23	REC24	REC25	REC26	REC27	REC28	REC29	REC30	REC31	REC32	REC33	REC34	REC35	REC36	REC37	REC38	REC39	REC40
0.	*	0.0	0.0	0.0	0.1	0.1	0.1	0.1	0.1	0.1	0.1	0.1	0.1	0.1	0.1	0.0	0.0	0.0	0.0	0.0	0.0
10.	*	0.0	0.0	0.0	0.1	0.1	0.1	0.1	0.1	0.1	0.1	0.1	0.1	0.1	0.1	0.1	0.0	0.0	0.0	0.0	0.0
20.	*	0.0	0.0	0.0	0.1	0.1	0.1	0.1	0.1	0.1	0.1	0.1	0.1	0.1	0.0	0.0	0.0	0.0	0.0	0.0	0.0
30.	*	0.0	0.0	0.0	0.1	0.1	0.1	0.1	0.1	0.1	0.1	0.1	0.1	0.1	0.1	0.1	0.1	0.0	0.0	0.0	0.0
40.	*	0.0	0.0	0.0	0.1	0.1	0.1	0.1	0.1	0.1	0.1	0.2	0.2	0.2	0.1	0.1	0.1	0.1	0.0	0.0	0.0
50.	*	0.0	0.0	0.0	0.1	0.1	0.1	0.1	0.1	0.2	0.2	0.2	0.2	0.2	0.1	0.1	0.1	0.1	0.0	0.1	0.0
60.	*	0.0	0.0	0.0	0.0	0.0	0.1	0.1	0.2	0.2	0.2	0.2	0.2	0.2	0.2	0.1	0.1	0.1	0.2	0.1	0.0
70.	*	0.0	0.0	0.0	0.0	0.0	0.0	0.0	0.0	0.2	0.2	0.2	0.2	0.2	0.2	0.2	0.1	0.1	0.2	0.1	0.0
80.	*	0.0	0.0	0.0	0.0	0.0	0.0	0.0	0.0	0.0	0.0	0.0	0.0	0.0	0.1	0.1	0.0	0.0	0.1	0.0	0.0
90.	*	0.0	0.0	0.0	0.0	0.0	0.0	0.0	0.0	0.0	0.0	0.0	0.0	0.0	0.0	0.0	0.0	0.0	0.2	0.0	0.0
100.	*	0.0	0.0	0.0	0.0	0.0	0.0	0.0	0.0	0.0	0.0	0.0	0.0	0.0	0.0	0.0	0.0	0.0	0.1	0.0	0.0
110.	*	0.0	0.0	0.0	0.0	0.0	0.0	0.0	0.0	0.0	0.0	0.0	0.0	0.0	0.0	0.0	0.0	0.0	0.1	0.0	0.0
120.	*	0.0	0.0	0.0	0.0	0.0	0.0	0.0	0.0	0.0	0.0	0.0	0.0	0.0	0.0	0.0	0.0	0.0	0.1	0.0	0.0
130.	*	0.0	0.0	0.0	0.0	0.0	0.0	0.0	0.0	0.0	0.0	0.0	0.0	0.0	0.0	0.0	0.0	0.0	0.1	0.0	0.0
140.	*	0.0	0.0	0.0	0.0	0.0	0.0	0.0	0.0	0.0	0.0	0.0	0.0	0.0	0.0	0.0	0.0	0.0	0.1	0.0	0.0
150.	*	0.0	0.0	0.0	0.0	0.0	0.0	0.0	0.0	0.0	0.0	0.0	0.0	0.0	0.0	0.0	0.0	0.0	0.1	0.0	0.0
160.	*	0.0	0.0	0.0	0.0	0.0	0.0	0.0	0.0	0.0	0.0	0.0	0.0	0.0	0.0	0.0	0.0	0.0	0.1	0.0	0.0
170.	*	0.0	0.0	0.0	0.0	0.0	0.0	0.0	0.0	0.0	0.0	0.0	0.0	0.0	0.0	0.0	0.0	0.0	0.1	0.0	0.0

180.	*	0.0	0.0	0.0	0.0	0.0	0.0	0.0	0.0	0.0	0.0	0.0	0.0	0.0	0.0	0.0	0.0	0.0	0.1	0.0	0.0
190.	*	0.0	0.0	0.0	0.0	0.0	0.0	0.0	0.0	0.0	0.0	0.0	0.0	0.0	0.0	0.0	0.0	0.0	0.2	0.0	0.0
200.	*	0.0	0.0	0.0	0.0	0.0	0.0	0.0	0.0	0.0	0.0	0.0	0.0	0.0	0.0	0.0	0.0	0.0	0.2	0.1	0.0
210.	*	0.0	0.0	0.0	0.0	0.0	0.0	0.0	0.0	0.0	0.0	0.0	0.0	0.0	0.0	0.0	0.0	0.0	0.2	0.1	0.0
220.	*	0.0	0.0	0.0	0.0	0.0	0.0	0.0	0.0	0.0	0.0	0.0	0.0	0.0	0.0	0.0	0.0	0.0	0.2	0.1	0.0
230.	*	0.0	0.0	0.0	0.0	0.0	0.0	0.0	0.0	0.0	0.0	0.0	0.0	0.0	0.0	0.0	0.0	0.0	0.2	0.1	0.0
240.	*	0.0	0.0	0.1	0.0	0.0	0.0	0.0	0.0	0.0	0.0	0.0	0.0	0.0	0.0	0.0	0.0	0.0	0.2	0.2	0.0
250.	*	0.0	0.0	0.0	0.0	0.0	0.0	0.0	0.0	0.0	0.0	0.0	0.0	0.0	0.0	0.0	0.0	0.0	0.2	0.2	0.0
260.	*	0.0	0.0	0.0	0.0	0.0	0.0	0.0	0.0	0.0	0.0	0.0	0.0	0.0	0.0	0.0	0.0	0.1	0.2	0.1	0.0
270.	*	0.0	0.0	0.0	0.0	0.0	0.0	0.0	0.0	0.0	0.0	0.0	0.0	0.0	0.0	0.0	0.0	0.0	0.2	0.1	0.0
280.	*	0.0	0.0	0.0	0.0	0.0	0.0	0.0	0.0	0.0	0.0	0.0	0.0	0.0	0.0	0.0	0.0	0.0	0.2	0.1	0.0
290.	*	0.0	0.0	0.0	0.1	0.1	0.0	0.0	0.0	0.0	0.0	0.0	0.0	0.0	0.0	0.0	0.0	0.0	0.2	0.0	0.0
300.	*	0.0	0.0	0.0	0.1	0.1	0.1	0.1	0.1	0.1	0.0	0.0	0.0	0.0	0.0	0.0	0.0	0.0	0.3	0.0	0.0
310.	*	0.0	0.0	0.0	0.1	0.1	0.1	0.1	0.1	0.1	0.1	0.0	0.0	0.0	0.0	0.0	0.0	0.0	0.2	0.1	0.1
320.	*	0.0	0.0	0.0	0.1	0.1	0.1	0.1	0.1	0.1	0.1	0.1	0.0	0.0	0.0	0.0	0.0	0.1	0.1	0.1	0.1
330.	*	0.0	0.0	0.0	0.1	0.1	0.1	0.1	0.1	0.1	0.1	0.1	0.1	0.0	0.0	0.0	0.0	0.0	0.2	0.1	0.2
340.	*	0.0	0.0	0.0	0.1	0.1	0.1	0.1	0.1	0.1	0.1	0.1	0.1	0.1	0.0	0.0	0.0	0.0	0.2	0.1	0.2
350.	*	0.0	0.0	0.0	0.1	0.1	0.1	0.1	0.1	0.1	0.1	0.1	0.1	0.1	0.1	0.0	0.0	0.0	0.1	0.2	0.2
360.	*	0.0	0.0	0.0	0.1	0.1	0.1	0.1	0.1	0.1	0.1	0.1	0.1	0.1	0.1	0.0	0.0	0.0	0.0	0.0	0.0
MAX	*	0.0	0.0	0.1	0.1	0.1	0.1	0.1	0.2	0.2	0.2	0.2	0.2	0.2	0.2	0.2	0.1	0.1	0.3	0.2	0.2
DEGR.	*	0	0	240	0	0	0	0	60	50	50	40	40	40	60	70	30	40	300	240	330

JOB: SR101L&75thAveTI(2020Existing) RUN: 2020Exist 75th Ave TI PM

MODEL RESULTS

REMARKS : In search of the angle corresponding to the maximum concentration, only the first angle, of the angles with same maximum concentrations, is indicated as maximum.

WIND ANGLE RANGE: 0.-360.

WIND ANGLE (DEGR)	*	CONCENTRATION (PPM) REC41	REC42	REC43	REC44	REC45	REC46
0.	*	0.0	0.0	0.0	0.0	0.0	0.0
10.	*	0.0	0.0	0.0	0.0	0.0	0.0
20.	*	0.0	0.0	0.0	0.0	0.0	0.0
30.	*	0.0	0.0	0.0	0.0	0.0	0.0
40.	*	0.0	0.0	0.0	0.0	0.0	0.0
50.	*	0.0	0.0	0.0	0.0	0.0	0.0
60.	*	0.0	0.0	0.0	0.0	0.0	0.0

```
 70.  *   0.0   0.0   0.0   0.0   0.0   0.0
 80.  *   0.0   0.0   0.0   0.0   0.0   0.0
 90.  *   0.0   0.0   0.0   0.0   0.0   0.0
100.  *   0.0   0.0   0.0   0.0   0.0   0.0
110.  *   0.0   0.0   0.0   0.0   0.0   0.0
120.  *   0.0   0.0   0.0   0.0   0.0   0.0
130.  *   0.0   0.0   0.0   0.0   0.0   0.0
140.  *   0.0   0.0   0.0   0.0   0.0   0.0
150.  *   0.0   0.0   0.0   0.0   0.0   0.0
160.  *   0.0   0.0   0.0   0.0   0.0   0.0
170.  *   0.0   0.0   0.0   0.0   0.0   0.0
180.  *   0.0   0.0   0.0   0.0   0.0   0.0
190.  *   0.0   0.0   0.0   0.0   0.0   0.0
200.  *   0.0   0.0   0.0   0.0   0.0   0.0
210.  *   0.0   0.0   0.0   0.0   0.0   0.0
220.  *   0.0   0.0   0.0   0.0   0.0   0.0
230.  *   0.0   0.0   0.0   0.0   0.0   0.0
240.  *   0.0   0.0   0.0   0.0   0.0   0.0
250.  *   0.0   0.0   0.0   0.0   0.0   0.0
260.  *   0.0   0.0   0.0   0.0   0.0   0.0
270.  *   0.0   0.0   0.0   0.0   0.0   0.0
280.  *   0.0   0.0   0.0   0.0   0.0   0.0
290.  *   0.0   0.0   0.0   0.0   0.0   0.0
300.  *   0.0   0.0   0.0   0.0   0.0   0.0
310.  *   0.0   0.0   0.0   0.0   0.0   0.0
320.  *   0.0   0.0   0.0   0.0   0.0   0.0
330.  *   0.0   0.0   0.0   0.0   0.0   0.0
340.  *   0.0   0.0   0.0   0.0   0.0   0.0
350.  *   0.1   0.0   0.0   0.0   0.0   0.0
360.  *   0.0   0.0   0.0   0.0   0.0   0.0
------*-----------------------------------
MAX   *   0.1   0.0   0.0   0.0   0.0   0.0
DEGR. *  350     0     0     0     0     0

THE HIGHEST CONCENTRATION OF    0.40 PPM OCCURRED AT RECEPTOR REC5 .
```



```
     JOB: SR101L&75thAveTI(2020Existing)                       RUN: 2020Exist  75th Ave TI PM

     DATE :  8/24/21
     TIME : 13:38:14


     RECEPTOR - LINK MATRIX FOR THE ANGLE PRODUCING
     THE MAXIMUM CONCENTRATION FOR EACH RECEPTOR

         *    CO/LINK  (PPM)
         *    ANGLE (DEGREES)
```

LINK #	REC1 190	REC2 200	REC3 200	REC4 200	REC5 210	REC6 220	REC7 310	REC8 290	REC9 210	REC10 0	REC11 0	REC12 0	REC13 0	REC14 0	REC15 0	REC16 0	REC17 0	REC18 0	REC19 0	REC20 0
1	0.0	0.0	0.0	0.0	0.0	0.0	0.0	0.0	0.0	0.0	0.0	0.0	0.0	0.0	0.0	0.0	0.0	0.0	0.0	0.0
2	0.0	0.0	0.0	0.0	0.0	0.0	0.0	0.0	0.0	0.0	0.0	0.0	0.0	0.0	0.0	0.0	0.0	0.0	0.0	0.0
3	0.0	0.0	0.0	0.0	0.0	0.0	0.0	0.0	0.0	0.0	0.0	0.0	0.0	0.0	0.0	0.0	0.0	0.0	0.0	0.0
4	0.0	0.0	0.0	0.0	0.0	0.0	0.0	0.0	0.0	0.0	0.0	0.0	0.0	0.0	0.0	0.0	0.0	0.0	0.0	0.0
5	0.0	0.0	0.0	0.0	0.0	0.0	0.0	0.0	0.0	0.0	0.0	0.0	0.0	0.0	0.0	0.0	0.0	0.0	0.0	0.0
6	0.0	0.0	0.0	0.0	0.0	0.0	0.0	0.0	0.0	0.0	0.0	0.0	0.0	0.0	0.0	0.0	0.0	0.0	0.0	0.0
7	0.0	0.0	0.0	0.0	0.0	0.0	0.0	0.0	0.0	0.0	0.0	0.0	0.0	0.0	0.0	0.0	0.0	0.0	0.0	0.0
8	0.0	0.0	0.0	0.0	0.0	0.0	0.0	0.0	0.0	0.0	0.0	0.0	0.0	0.0	0.0	0.0	0.0	0.0	0.0	0.0
9	0.0	0.0	0.0	0.0	0.0	0.0	0.0	0.0	0.0	0.0	0.0	0.0	0.0	0.0	0.0	0.0	0.0	0.0	0.0	0.0
10	0.0	0.0	0.0	0.0	0.0	0.0	0.0	0.0	0.0	0.0	0.0	0.0	0.0	0.0	0.0	0.0	0.0	0.0	0.0	0.0
11	0.0	0.0	0.0	0.0	0.0	0.0	0.0	0.0	0.0	0.0	0.0	0.0	0.0	0.0	0.0	0.0	0.0	0.0	0.0	0.0
12	0.0	0.0	0.0	0.0	0.0	0.0	0.0	0.0	0.0	0.0	0.0	0.0	0.0	0.0	0.0	0.0	0.0	0.0	0.0	0.0
13	0.0	0.0	0.0	0.0	0.0	0.0	0.0	0.0	0.0	0.0	0.0	0.0	0.0	0.0	0.0	0.0	0.0	0.0	0.0	0.0
14	0.0	0.0	0.0	0.0	0.0	0.0	0.0	0.0	0.0	0.0	0.0	0.0	0.0	0.0	0.0	0.0	0.0	0.0	0.0	0.0
15	0.0	0.0	0.0	0.0	0.0	0.0	0.0	0.0	0.0	0.0	0.0	0.0	0.0	0.0	0.0	0.0	0.0	0.0	0.0	0.0
16	0.0	0.0	0.0	0.0	0.0	0.0	0.0	0.0	0.0	0.0	0.0	0.0	0.0	0.0	0.0	0.0	0.0	0.0	0.0	0.0
17	0.0	0.0	0.0	0.0	0.0	0.0	0.0	0.0	0.0	0.0	0.0	0.0	0.0	0.0	0.0	0.0	0.0	0.0	0.0	0.0
18	0.0	0.0	0.0	0.0	0.0	0.0	0.0	0.0	0.0	0.0	0.0	0.0	0.0	0.0	0.0	0.0	0.0	0.0	0.0	0.0
19	0.0	0.0	0.0	0.0	0.0	0.0	0.0	0.0	0.0	0.0	0.0	0.0	0.0	0.0	0.0	0.0	0.0	0.0	0.0	0.0
20	0.0	0.0	0.0	0.0	0.0	0.0	0.0	0.0	0.0	0.0	0.0	0.0	0.0	0.0	0.0	0.0	0.0	0.0	0.0	0.0
21	0.0	0.0	0.0	0.0	0.0	0.0	0.0	0.0	0.0	0.0	0.0	0.0	0.0	0.0	0.0	0.0	0.0	0.0	0.0	0.0
22	0.0	0.0	0.0	0.0	0.0	0.0	0.0	0.0	0.0	0.0	0.0	0.0	0.0	0.0	0.0	0.0	0.0	0.0	0.0	0.0
23	0.0	0.0	0.0	0.0	0.0	0.0	0.0	0.0	0.0	0.0	0.0	0.0	0.0	0.0	0.0	0.0	0.0	0.0	0.0	0.0
24	0.1	0.1	0.1	0.1	0.1	0.1	0.1	0.1	0.0	0.0	0.0	0.0	0.0	0.0	0.0	0.0	0.0	0.0	0.0	0.0
25	0.0	0.0	0.0	0.0	0.0	0.0	0.0	0.0	0.1	0.0	0.0	0.0	0.0	0.0	0.0	0.0	0.0	0.0	0.0	0.0
26	0.0	0.0	0.0	0.0	0.0	0.0	0.0	0.0	0.0	0.0	0.0	0.0	0.0	0.0	0.0	0.0	0.0	0.0	0.0	0.0
27	0.0	0.0	0.0	0.0	0.0	0.0	0.0	0.0	0.0	0.0	0.0	0.0	0.0	0.0	0.0	0.0	0.0	0.0	0.0	0.0
28	0.0	0.0	0.0	0.0	0.0	0.0	0.0	0.0	0.0	0.0	0.0	0.0	0.0	0.0	0.0	0.0	0.0	0.0	0.0	0.0
29	0.0	0.0	0.0	0.0	0.0	0.0	0.0	0.0	0.0	0.0	0.0	0.0	0.0	0.0	0.0	0.0	0.0	0.0	0.0	0.0
30	0.1	0.1	0.1	0.1	0.1	0.1	0.1	0.1	0.0	0.0	0.0	0.0	0.0	0.0	0.0	0.0	0.0	0.0	0.0	0.0
31	0.0	0.0	0.0	0.0	0.0	0.0	0.0	0.0	0.0	0.0	0.0	0.0	0.0	0.0	0.0	0.0	0.0	0.0	0.0	0.0
32	0.0	0.0	0.0	0.0	0.0	0.0	0.0	0.0	0.0	0.0	0.0	0.0	0.0	0.0	0.0	0.0	0.0	0.0	0.0	0.0
33	0.0	0.0	0.0	0.0	0.0	0.0	0.0	0.0	0.0	0.0	0.0	0.0	0.0	0.0	0.0	0.0	0.0	0.0	0.0	0.0
34	0.0	0.0	0.0	0.0	0.1	0.1	0.1	0.1	0.0	0.0	0.0	0.0	0.0	0.0	0.0	0.0	0.0	0.0	0.0	0.0
35	0.0	0.0	0.0	0.0	0.0	0.0	0.0	0.0	0.0	0.0	0.0	0.0	0.0	0.0	0.0	0.0	0.0	0.0	0.0	0.0
36	0.1	0.1	0.1	0.1	0.1	0.1	0.1	0.0	0.0	0.0	0.0	0.0	0.0	0.0	0.0	0.0	0.0	0.0	0.0	0.0
37	0.0	0.0	0.0	0.0	0.0	0.0	0.0	0.0	0.0	0.0	0.0	0.0	0.0	0.0	0.0	0.0	0.0	0.0	0.0	0.0
38	0.0	0.0	0.0	0.0	0.0	0.0	0.0	0.0	0.0	0.0	0.0	0.0	0.0	0.0	0.0	0.0	0.0	0.0	0.0	0.0
39	0.0	0.0	0.0	0.0	0.0	0.0	0.0	0.0	0.0	0.0	0.0	0.0	0.0	0.0	0.0	0.0	0.0	0.0	0.0	0.0

JOB: SR101L&75thAveTI(2020Existing) RUN: 2020Exist 75th Ave TI PM

DATE : 8/24/21
TIME : 13:38:14

RECEPTOR - LINK MATRIX FOR THE ANGLE PRODUCING
THE MAXIMUM CONCENTRATION FOR EACH RECEPTOR

CO/LINK (PPM)
ANGLE (DEGREES)

LINK #	REC21 0	REC22 0	REC23 240	REC24 0	REC25 0	REC26 0	REC27 0	REC28 60	REC29 50	REC30 50	REC31 40	REC32 40	REC33 40	REC34 60	REC35 70	REC36 30	REC37 40	REC38 300	REC39 240	REC40 330
1	0.0	0.0	0.0	0.0	0.0	0.0	0.0	0.0	0.0	0.0	0.0	0.0	0.0	0.0	0.0	0.0	0.0	0.0	0.0	0.0
2	0.0	0.0	0.0	0.0	0.0	0.0	0.0	0.0	0.0	0.0	0.0	0.0	0.0	0.0	0.0	0.0	0.0	0.1	0.0	0.0
3	0.0	0.0	0.0	0.1	0.1	0.1	0.1	0.1	0.1	0.1	0.1	0.1	0.1	0.1	0.1	0.1	0.1	0.0	0.0	0.0
4	0.0	0.0	0.0	0.0	0.0	0.0	0.0	0.0	0.0	0.0	0.0	0.0	0.0	0.0	0.0	0.0	0.0	0.0	0.0	0.0
5	0.0	0.0	0.0	0.0	0.0	0.0	0.0	0.0	0.0	0.0	0.0	0.0	0.0	0.0	0.0	0.0	0.0	0.0	0.0	0.0
6	0.0	0.0	0.1	0.0	0.0	0.0	0.0	0.0	0.0	0.0	0.0	0.0	0.0	0.0	0.0	0.0	0.0	0.0	0.0	0.0
7	0.0	0.0	0.0	0.0	0.0	0.0	0.0	0.0	0.0	0.0	0.0	0.0	0.0	0.0	0.0	0.0	0.0	0.0	0.0	0.0
8	0.0	0.0	0.0	0.0	0.0	0.0	0.0	0.0	0.0	0.0	0.0	0.0	0.0	0.0	0.0	0.0	0.0	0.0	0.0	0.0
9	0.0	0.0	0.0	0.0	0.0	0.0	0.0	0.0	0.0	0.0	0.0	0.0	0.0	0.0	0.0	0.0	0.0	0.0	0.0	0.0
10	0.0	0.0	0.0	0.0	0.0	0.0	0.0	0.0	0.0	0.0	0.0	0.0	0.0	0.0	0.0	0.0	0.0	0.0	0.0	0.0
11	0.0	0.0	0.0	0.0	0.0	0.0	0.0	0.0	0.0	0.0	0.0	0.0	0.0	0.0	0.0	0.0	0.0	0.0	0.0	0.0
12	0.0	0.0	0.0	0.0	0.0	0.0	0.0	0.0	0.0	0.0	0.0	0.0	0.0	0.0	0.0	0.0	0.0	0.0	0.0	0.0
13	0.0	0.0	0.0	0.0	0.0	0.0	0.0	0.1	0.1	0.1	0.1	0.1	0.1	0.1	0.1	0.0	0.0	0.0	0.0	0.0
14	0.0	0.0	0.0	0.0	0.0	0.0	0.0	0.0	0.0	0.0	0.0	0.0	0.0	0.0	0.0	0.0	0.0	0.0	0.0	0.0
15	0.0	0.0	0.0	0.0	0.0	0.0	0.0	0.0	0.0	0.0	0.0	0.0	0.0	0.0	0.0	0.0	0.0	0.0	0.0	0.0
16	0.0	0.0	0.0	0.0	0.0	0.0	0.0	0.0	0.0	0.0	0.0	0.0	0.0	0.0	0.0	0.0	0.0	0.0	0.0	0.0
17	0.0	0.0	0.0	0.0	0.0	0.0	0.0	0.0	0.0	0.0	0.0	0.0	0.0	0.0	0.0	0.0	0.0	0.0	0.0	0.0
18	0.0	0.0	0.0	0.0	0.0	0.0	0.0	0.0	0.0	0.0	0.0	0.0	0.0	0.0	0.0	0.0	0.0	0.0	0.0	0.0
19	0.0	0.0	0.0	0.0	0.0	0.0	0.0	0.0	0.0	0.0	0.0	0.0	0.0	0.0	0.0	0.0	0.0	0.0	0.0	0.0
20	0.0	0.0	0.0	0.0	0.0	0.0	0.0	0.0	0.0	0.0	0.0	0.0	0.0	0.0	0.0	0.0	0.0	0.0	0.0	0.0
21	0.0	0.0	0.0	0.0	0.0	0.0	0.0	0.0	0.0	0.0	0.0	0.0	0.0	0.0	0.0	0.0	0.0	0.0	0.0	0.0
22	0.0	0.0	0.0	0.0	0.0	0.0	0.0	0.0	0.0	0.0	0.0	0.0	0.0	0.0	0.0	0.0	0.0	0.0	0.0	0.0
23	0.0	0.0	0.0	0.0	0.0	0.0	0.0	0.0	0.0	0.0	0.0	0.0	0.0	0.0	0.0	0.0	0.0	0.0	0.0	0.0
24	0.0	0.0	0.0	0.0	0.0	0.0	0.0	0.0	0.0	0.0	0.0	0.0	0.0	0.0	0.0	0.0	0.0	0.0	0.0	0.0
25	0.0	0.0	0.0	0.0	0.0	0.0	0.0	0.0	0.0	0.0	0.0	0.0	0.0	0.0	0.0	0.0	0.0	0.1	0.0	0.1
26	0.0	0.0	0.0	0.0	0.0	0.0	0.0	0.0	0.0	0.0	0.0	0.0	0.0	0.0	0.0	0.0	0.0	0.0	0.0	0.0
27	0.0	0.0	0.0	0.0	0.0	0.0	0.0	0.0	0.0	0.0	0.0	0.0	0.0	0.0	0.0	0.0	0.0	0.1	0.0	0.0
28	0.0	0.0	0.0	0.0	0.0	0.0	0.0	0.0	0.0	0.0	0.0	0.0	0.0	0.0	0.0	0.0	0.0	0.0	0.0	0.0
29	0.0	0.0	0.0	0.0	0.0	0.0	0.0	0.0	0.0	0.0	0.0	0.0	0.0	0.0	0.0	0.0	0.0	0.0	0.0	0.0
30	0.0	0.0	0.0	0.0	0.0	0.0	0.0	0.0	0.0	0.0	0.0	0.0	0.0	0.0	0.0	0.0	0.0	0.0	0.0	0.0
31	0.0	0.0	0.0	0.0	0.0	0.0	0.0	0.0	0.0	0.0	0.0	0.0	0.0	0.0	0.0	0.0	0.0	0.0	0.0	0.0
32	0.0	0.0	0.0	0.0	0.0	0.0	0.0	0.0	0.0	0.0	0.0	0.0	0.0	0.0	0.0	0.0	0.0	0.0	0.0	0.0
33	0.0	0.0	0.0	0.0	0.0	0.0	0.0	0.0	0.0	0.0	0.0	0.0	0.0	0.0	0.0	0.0	0.0	0.0	0.0	0.0
34	0.0	0.0	0.0	0.0	0.0	0.0	0.0	0.0	0.0	0.0	0.0	0.0	0.0	0.0	0.0	0.0	0.0	0.0	0.0	0.0
35	0.0	0.0	0.0	0.0	0.0	0.0	0.0	0.0	0.0	0.0	0.0	0.0	0.0	0.0	0.0	0.0	0.0	0.0	0.0	0.0
36	0.0	0.0	0.0	0.0	0.0	0.0	0.0	0.0	0.0	0.0	0.0	0.0	0.0	0.0	0.0	0.0	0.0	0.0	0.0	0.0
37	0.0	0.0	0.0	0.0	0.0	0.0	0.0	0.0	0.0	0.0	0.0	0.0	0.0	0.0	0.0	0.0	0.0	0.0	0.0	0.0

```
   38  *   0.0   0.0   0.0   0.0   0.0   0.0   0.0   0.0   0.0   0.0   0.0   0.0   0.0   0.0   0.0   0.0   0.0   0.0   0.0   0.0
   39  *   0.0   0.0   0.0   0.0   0.0   0.0   0.0   0.0   0.0   0.0   0.0   0.0   0.0   0.0   0.0   0.0   0.0   0.0   0.2   0.1
                                                                                                                   PAGE  9
   JOB: SR101L&75thAveTI(2020Existing)                       RUN: 2020Exist  75th Ave TI PM

   DATE :  8/24/21
   TIME : 13:38:14


   RECEPTOR - LINK MATRIX FOR THE ANGLE PRODUCING
   THE MAXIMUM CONCENTRATION FOR EACH RECEPTOR

       *    CO/LINK  (PPM)
       *    ANGLE (DEGREES)
       *  REC41 REC42 REC43 REC44 REC45 REC46
LINK # *  350      0     0     0     0     0
-------*-----------------------------------
    1  *   0.0   0.0   0.0   0.0   0.0   0.0
    2  *   0.0   0.0   0.0   0.0   0.0   0.0
    3  *   0.0   0.0   0.0   0.0   0.0   0.0
    4  *   0.0   0.0   0.0   0.0   0.0   0.0
    5  *   0.0   0.0   0.0   0.0   0.0   0.0
    6  *   0.0   0.0   0.0   0.0   0.0   0.0
    7  *   0.0   0.0   0.0   0.0   0.0   0.0
    8  *   0.0   0.0   0.0   0.0   0.0   0.0
    9  *   0.0   0.0   0.0   0.0   0.0   0.0
   10  *   0.0   0.0   0.0   0.0   0.0   0.0
   11  *   0.0   0.0   0.0   0.0   0.0   0.0
   12  *   0.0   0.0   0.0   0.0   0.0   0.0
   13  *   0.0   0.0   0.0   0.0   0.0   0.0
   14  *   0.0   0.0   0.0   0.0   0.0   0.0
   15  *   0.0   0.0   0.0   0.0   0.0   0.0
   16  *   0.0   0.0   0.0   0.0   0.0   0.0
   17  *   0.0   0.0   0.0   0.0   0.0   0.0
   18  *   0.0   0.0   0.0   0.0   0.0   0.0
   19  *   0.0   0.0   0.0   0.0   0.0   0.0
   20  *   0.0   0.0   0.0   0.0   0.0   0.0
   21  *   0.0   0.0   0.0   0.0   0.0   0.0
   22  *   0.0   0.0   0.0   0.0   0.0   0.0
   23  *   0.0   0.0   0.0   0.0   0.0   0.0
   24  *   0.0   0.0   0.0   0.0   0.0   0.0
   25  *   0.1   0.0   0.0   0.0   0.0   0.0
   26  *   0.0   0.0   0.0   0.0   0.0   0.0
   27  *   0.0   0.0   0.0   0.0   0.0   0.0
   28  *   0.0   0.0   0.0   0.0   0.0   0.0
   29  *   0.0   0.0   0.0   0.0   0.0   0.0
   30  *   0.0   0.0   0.0   0.0   0.0   0.0
```

```
31  *   0.0   0.0   0.0   0.0   0.0   0.0
32  *   0.0   0.0   0.0   0.0   0.0   0.0
33  *   0.0   0.0   0.0   0.0   0.0   0.0
34  *   0.0   0.0   0.0   0.0   0.0   0.0
35  *   0.0   0.0   0.0   0.0   0.0   0.0
36  *   0.0   0.0   0.0   0.0   0.0   0.0
37  *   0.0   0.0   0.0   0.0   0.0   0.0
38  *   0.0   0.0   0.0   0.0   0.0   0.0
39  *   0.0   0.0   0.0   0.0   0.0   0.0
```

CAL3QHC: LINE SOURCE DISPERSION MODEL - VERSION 2.0 Dated 95221 PAGE 1

JOB: SR101L&75thAveTI(2020Existing) RUN: 2020Exist 75th Ave TI PM

DATE : 8/24/21
TIME : 13:38:31

The MODE flag has been set to C for calculating CO averages.

SITE & METEOROLOGICAL VARIABLES

VS = 0.0 CM/S VD = 0.0 CM/S Z0 = 108. CM
U = 1.0 M/S CLAS = 4 (D) ATIM = 60. MINUTES MIXH = 1000. M AMB = 0.0 PPM

LINK VARIABLES

	LINK DESCRIPTION	LINK COORDINATES (FT) X1	Y1	X2	Y2	LENGTH (FT)	BRG (DEG)	TYPE	VPH	EF (G/MI)	H (FT)	W (FT)	V/C	QUEUE (VEH)
1.	1_SR101_EB_ML_S1	606176.4	970428.2	607239.4	970720.6	1102.	75.	DP	2981.	1.4	-10.0	68.0		
2.	2_SR101_EB_ML_S2	607239.4	970720.6	607929.6	970768.0	692.	86.	DP	2981.	1.8	-20.0	68.0		
3.	3_SR101_EB_ML_S3	607929.6	970768.0	609252.3	970723.4	1323.	92.	DP	2981.	2.5	-10.0	68.0		
4.	4_SR101_WB_ML_S1	607228.2	970808.5	606141.2	970532.5	1121.	256.	DP	2635.	1.4	-10.0	68.0		
5.	5_SR101_WB_ML_S2	607930.8	970840.8	607228.2	970808.5	703.	267.	DP	2635.	1.8	-20.0	68.0		
6.	6_SR101_WB_ML_S3	609253.5	970792.1	607930.8	970840.8	1324.	272.	DP	2635.	2.3	-10.0	68.0		
7.	7_EB_75th_Ave_offram	606192.6	970388.8	606889.6	970563.9	719.	76.	AG	156.	2.5	0.0	32.0		
8.	8_EB_75th_Ave_offram	606889.6	970563.9	607692.5	970592.7	803.	88.	AG	156.	2.6	0.0	44.0		
9.	9_EB_75th Ave offram	607592.2	970581.3	607650.5	970512.1	91.	140.	AG	0.	2.1	0.0	32.0		
10.	10_75th_Ave_NB_to_EB	607743.1	970527.5	607820.8	970582.4	95.	55.	AG	246.	2.0	0.0	32.0		
11.	11_EB_frontage_road	608169.2	970585.4	609241.8	970558.7	1073.	91.	AG	83.	2.2	0.0	44.0		
12.	12_EB_75th_Ave_onram	607689.5	970592.8	608169.4	970595.2	480.	90.	AG	1217.	1.8	0.0	56.0		
13.	13_EB_75th_Ave_onram	608169.3	970611.1	609249.7	970677.2	1082.	86.	AG	1055.	3.1	0.0	44.0		
14.	14_WB_75th_Ave_offra	609250.9	970841.0	608282.4	970977.2	978.	278.	AG	540.	4.0	0.0	32.0		
15.	15_WB_frontage_road_	609250.6	970931.9	608287.7	971009.5	966.	275.	AG	242.	2.3	0.0	32.0		
16.	16_WB_frontage_road_	608287.7	971009.5	607705.2	971011.9	583.	270.	AG	242.	3.1	0.0	44.0		
17.	17_WB_75th_Ave_offra	608282.4	970977.2	607705.4	971007.5	578.	273.	AG	540.	3.4	0.0	32.0		
18.	18_WB_75th_Ave_offra	607813.8	971031.4	607733.0	971088.9	99.	305.	AG	236.	2.1	0.0	32.0		
19.	19_WB_75th_Ave_onram	607647.1	971086.4	607592.2	971017.2	88.	218.	AG	101.	1.9	0.0	32.0		
20.	20_WB_frontage_road_	607614.3	971010.0	607165.5	970955.9	452.	263.	AG	246.	1.9	0.0	44.0		
21.	21_WB_frontage_road_	607165.5	970955.9	606135.2	970621.3	1083.	252.	AG	246.	1.9	0.0	44.0		
22.	22_WB_ML_to_frontage	607932.2	970870.3	607036.9	970869.3	895.	270.	DP	618.	4.3	-20.0	32.0		
23.	23_WB_ML_to_frontage	607036.9	970869.3	606138.1	970614.5	934.	254.	DP	618.	4.3	-10.0	32.0		
24.	24_SB_75th_Ave_S1	607668.2	971708.4	607672.2	971035.7	673.	180.	AG	1154.	3.1	0.0	56.0		
25.	25_SB_75th_Ave_S2	607672.2	971035.7	607660.8	970566.2	470.	181.	BR	1361.	3.3	0.0	68.0		
26.	26_SB_75th_Ave_S3	607660.8	970566.2	607667.9	969913.9	652.	179.	AG	398.	2.3	0.0	44.0		
27.	27_SB_75th_Ave_left	607685.3	970672.4	607759.2	970595.7	106.	136.	AG	963.	2.1	0.0	44.0		
28.	28_NB_75th_Ave_S1	607715.6	969916.3	607719.3	970565.2	649.	0.	AG	408.	2.5	0.0	44.0		

```
 29. 29_NB_75th_Ave_S2   * 607719.3  970565.2  607725.8  971035.7 *     471.     1. BR    321.   2.5   0.0 56.0
 30. 30_NB_75th_Ave_S3   * 607725.8  971035.7  607726.5  971704.9 *     669.     0. AG    689.   3.4   0.0 44.0
 31. 31_NB_75th_Ave_left * 607708.3  970946.8  607613.1  971013.1 *     116.   305. AG     35.   1.9   0.0 32.0
 32. 32_EB_75th_offramp_Q* 607629.1  970592.3  607618.6  970592.3 *      11.   267. AG     21. 100.0   0.0 36.0 0.07   0.5
 33. 33_WB_75th_offramp_Q* 607764.8  971016.4  607813.0  971014.7 *      48.    91. AG     28. 100.0   0.0 48.0 0.21   2.4
 34. 34_SB_75th_Ave_Queue* 607668.1  971075.0  607664.0  971283.7 *     209.   359. AG     46. 100.0   0.0 36.0 0.90  10.6
 35. 35T_SB_75th_Ave_brid* 607674.2  970632.4  607674.3  970671.6 *      39.     0. BR     14. 100.0   0.0 24.0 0.18   2.0
 36. 35L_SB_75th_Ave_brid* 607686.0  970674.3  607689.9  971860.2 *    1186.     0. BR     31. 100.0   0.0 24.0 1.23  60.2
 37. 36T_NB_75th_Ave_brid* 607727.4  970946.6  607727.0  970904.4 *      42.   181. BR     18. 100.0   0.0 24.0 0.15   2.1
 38. 36L_NB_75th_Ave_brid* 607708.5  970926.8  607708.4  970906.0 *      21.   180. BR     18. 100.0   0.0 12.0 0.39   1.1
 39. 37_NB_75th_Ave_Queue* 607720.5  970521.9  607719.3  970470.6 *      51.   181. AG     70. 100.0   0.0 48.0 0.44   2.6
                                                                                                          PAGE  2
 JOB: SR101L&75thAveTI(2020Existing)                        RUN: 2020Exist  75th Ave TI PM

 DATE :  8/24/21
 TIME : 13:38:31

  ADDITIONAL QUEUE LINK PARAMETERS
  --------------------------------
    LINK DESCRIPTION     *    CYCLE    RED     CLEARANCE  APPROACH  SATURATION   IDLE   SIGNAL   ARRIVAL
                         *    LENGTH   TIME    LOST TIME    VOL     FLOW RATE   EM FAC   TYPE     RATE
                         *     (SEC)   (SEC)    (SEC)      (VPH)      (VPH)    (gm/hr)
 ------------------------*-------------------------------- --------- ------------------- -----------------
 32. 32_EB_75th_offramp_Q*     115       37       5.0       156       1272       8.21      2        3
 33. 33_WB_75th_offramp_Q*     133       43       5.0       822       1560       8.21      2        3
 34. 34_SB_75th_Ave_Queue*     133       92       5.0      1154       1676       8.21      2        3
 35. 35T_SB_75th_Ave_brid*     115       36       5.0       398       1780       8.21      2        3
 36. 35L_SB_75th_Ave_brid*     115       82       5.0       963       1730       8.21      2        3
 37. 36T_NB_75th_Ave_brid*     133       54       5.0       286       1780       8.21      2        3
 38. 36L_NB_75th_Ave_brid*     133      109       5.0        35        706       8.21      2        3
 39. 37_NB_75th_Ave_Queue*     115       92       5.0       408       1671       8.21      2        3

  RECEPTOR LOCATIONS
  ------------------
                         *          COORDINATES (FT)          *
    RECEPTOR             *      X          Y          Z       *
-------------------------*-------------------------------------*
 1. R47                  *    607637.2   969951.7        5.9   *
 2. R48                  *    607638.1   970033.7        5.9   *
 3. R49                  *    607636.0   970115.9        5.9   *
 4. R50                  *    607636.8   970197.9        5.9   *
 5. R51                  *    607637.6   970280.0        5.9   *
 6. R52                  *    607636.8   970361.4        5.9   *
 7. R53                  *    607626.7   970441.8        5.9   *
 8. R54                  *    607628.0   970523.8        5.9   *
 9. R55                  *    607621.4   970631.3        5.9   *
10. R56                  *    607546.8   970535.6        5.9   *
```

```
11. R57                  *    607464.8   970535.0        5.9   *
12. R58                  *    607382.8   970534.5        5.9   *
13. R59                  *    607300.8   970533.9        5.9   *
14. R60                  *    607218.8   970533.2        5.9   *
15. R61                  *    607136.8   970532.7        5.9   *
16. R62                  *    607054.8   970532.1        5.9   *
17. R63                  *    606973.5   970521.7        5.9   *
18. R64                  *    606893.8   970502.5        5.9   *
19. R65                  *    606814.1   970483.3        5.9   *
20. R66                  *    606734.3   970464.1        5.9   *
21. R67                  *    606654.6   970445.0        5.9   *
22. R68                  *    606574.9   970425.7        5.9   *
23. R69                  *    606495.2   970406.5        5.9   *
24. R70                  *    606415.4   970387.4        5.9   *
25. R71                  *    607631.6   971630.7        5.9   *
26. R72                  *    607630.3   971548.7        5.9   *
27. R73                  *    607629.0   971466.7        5.9   *
28. R74                  *    607627.8   971384.7        5.9   *
29. R75                  *    607627.2   971302.8        5.9   *
30. R76                  *    607626.8   971220.8        5.9   *
31. R77                  *    607625.1   971139.0        5.9   *
32. R78                  *    607608.8   971058.6        5.9   *
33. R79                  *    607555.2   971180.1        5.9   *
34. R80                  *    607475.3   971161.6        5.9   *
35. R81                  *    607395.7   971141.9        5.9   *
36. R82                  *    607316.1   971122.2        5.9   *
37. R83                  *    607236.5   971102.5        5.9   *
```



```
 JOB: SR101L&75thAveTI(2020Existing)                      RUN: 2020Exist  75th Ave TI PM

 DATE :  8/24/21
 TIME : 13:38:31


  RECEPTOR LOCATIONS
  ------------------
                         *          COORDINATES (FT)          *
    RECEPTOR             *      X          Y          Z        *
---------------- --------*-----------------------------------*
38. R84                  *    607157.0   971082.8        5.9   *
39. R85                  *    607077.3   971063.0        5.9   *
40. R86                  *    606997.8   971043.3        5.9   *
41. R87                  *    606918.1   971023.6        5.9   *
42. R88                  *    606838.5   971003.9        5.9   *
43. R89                  *    606758.9   970984.2        5.9   *
44. R90                  *    606679.9   970962.1        5.9   *
45. R91                  *    606604.4   970930.2        5.9   *
```

```
    46. R92                  *    606528.9   970898.3        5.9   *
    47. R93                  *    606453.4   970866.4        5.9   *
    48. R94                  *    606378.5   970832.9        5.9   *
                                                                                                                                PAGE  4
     JOB: SR101L&75thAveTI(2020Existing)                        RUN: 2020Exist  75th Ave TI PM

      MODEL RESULTS
      -------------

      REMARKS : In search of the angle corresponding to
                the maximum concentration, only the first
                angle, of the angles with same maximum
                concentrations, is indicated as maximum.

WIND ANGLE RANGE:   0.-360.
```

WIND ANGLE (DEGR)	* CONCENTRATION (PPM) REC1	REC2	REC3	REC4	REC5	REC6	REC7	REC8	REC9	REC10	REC11	REC12	REC13	REC14	REC15	REC16	REC17	REC18	REC19	REC20
0.	0.0	0.0	0.0	0.0	0.0	0.1	0.1	0.1	0.1	0.0	0.0	0.0	0.0	0.0	0.0	0.0	0.0	0.0	0.0	0.0
10.	0.0	0.0	0.0	0.0	0.0	0.1	0.1	0.3	0.3	0.0	0.0	0.0	0.0	0.0	0.0	0.0	0.0	0.0	0.0	0.0
20.	0.0	0.0	0.0	0.0	0.0	0.0	0.1	0.1	0.3	0.1	0.0	0.0	0.0	0.0	0.0	0.0	0.0	0.0	0.0	0.0
30.	0.0	0.0	0.0	0.0	0.0	0.0	0.0	0.1	0.3	0.1	0.0	0.0	0.0	0.0	0.0	0.0	0.0	0.1	0.1	0.1
40.	0.0	0.0	0.0	0.0	0.0	0.0	0.0	0.1	0.3	0.1	0.0	0.0	0.0	0.0	0.0	0.0	0.0	0.1	0.1	0.1
50.	0.0	0.0	0.0	0.0	0.0	0.0	0.1	0.0	0.2	0.1	0.0	0.0	0.0	0.0	0.0	0.0	0.0	0.0	0.1	0.1
60.	0.0	0.0	0.0	0.0	0.0	0.0	0.1	0.0	0.1	0.1	0.0	0.0	0.0	0.0	0.0	0.0	0.0	0.0	0.0	0.0
70.	0.0	0.0	0.0	0.0	0.0	0.0	0.1	0.1	0.3	0.1	0.0	0.0	0.0	0.0	0.0	0.0	0.0	0.0	0.0	0.0
80.	0.0	0.0	0.0	0.0	0.0	0.0	0.0	0.0	0.2	0.1	0.0	0.0	0.0	0.0	0.0	0.0	0.0	0.0	0.0	0.0
90.	0.0	0.0	0.0	0.0	0.0	0.0	0.0	0.0	0.1	0.0	0.0	0.0	0.0	0.0	0.0	0.0	0.0	0.0	0.0	0.0
100.	0.0	0.0	0.0	0.0	0.0	0.0	0.0	0.1	0.2	0.0	0.0	0.0	0.0	0.0	0.0	0.0	0.0	0.0	0.0	0.0
110.	0.0	0.0	0.0	0.0	0.0	0.0	0.0	0.1	0.2	0.0	0.0	0.0	0.0	0.0	0.0	0.0	0.0	0.0	0.0	0.0
120.	0.0	0.0	0.0	0.0	0.0	0.0	0.0	0.1	0.1	0.0	0.0	0.0	0.0	0.0	0.0	0.0	0.0	0.0	0.0	0.0
130.	0.0	0.0	0.0	0.0	0.0	0.0	0.0	0.0	0.1	0.0	0.0	0.0	0.0	0.0	0.0	0.0	0.0	0.0	0.0	0.0
140.	0.0	0.0	0.0	0.0	0.0	0.0	0.0	0.0	0.1	0.0	0.0	0.0	0.0	0.0	0.0	0.0	0.0	0.0	0.0	0.0
150.	0.0	0.0	0.0	0.0	0.0	0.0	0.0	0.0	0.1	0.0	0.0	0.0	0.0	0.0	0.0	0.0	0.0	0.0	0.0	0.0
160.	0.0	0.0	0.0	0.0	0.0	0.0	0.0	0.0	0.1	0.0	0.0	0.0	0.0	0.0	0.0	0.0	0.0	0.0	0.0	0.0
170.	0.0	0.0	0.0	0.0	0.0	0.0	0.0	0.0	0.1	0.0	0.0	0.0	0.0	0.0	0.0	0.0	0.0	0.0	0.0	0.0
180.	0.0	0.0	0.0	0.0	0.0	0.0	0.0	0.0	0.0	0.0	0.0	0.0	0.0	0.0	0.0	0.0	0.0	0.0	0.0	0.0
190.	0.0	0.0	0.0	0.0	0.0	0.0	0.0	0.0	0.0	0.0	0.0	0.0	0.0	0.0	0.0	0.0	0.0	0.0	0.0	0.0
200.	0.0	0.0	0.0	0.0	0.0	0.0	0.0	0.0	0.0	0.0	0.0	0.0	0.0	0.0	0.0	0.0	0.0	0.0	0.0	0.0
210.	0.0	0.0	0.0	0.0	0.0	0.0	0.0	0.0	0.0	0.0	0.0	0.0	0.0	0.0	0.0	0.0	0.0	0.0	0.0	0.0
220.	0.0	0.0	0.0	0.0	0.0	0.0	0.0	0.0	0.0	0.0	0.0	0.0	0.0	0.0	0.0	0.0	0.0	0.0	0.0	0.0
230.	0.0	0.0	0.0	0.0	0.0	0.0	0.0	0.0	0.0	0.0	0.0	0.0	0.0	0.0	0.0	0.0	0.0	0.0	0.0	0.0
240.	0.0	0.0	0.0	0.0	0.0	0.0	0.0	0.0	0.0	0.0	0.0	0.0	0.0	0.0	0.0	0.0	0.0	0.0	0.0	0.0
250.	0.0	0.0	0.0	0.0	0.0	0.0	0.0	0.0	0.0	0.0	0.0	0.0	0.0	0.0	0.0	0.0	0.0	0.0	0.0	0.0
260.	0.0	0.0	0.0	0.0	0.0	0.0	0.0	0.0	0.0	0.0	0.0	0.0	0.0	0.0	0.0	0.0	0.0	0.0	0.0	0.0

270.	*	0.0	0.0	0.0	0.0	0.0	0.0	0.0	0.0	0.0	0.0	0.0	0.0	0.0	0.0	0.0	0.0	0.1	0.0	0.0	0.0
280.	*	0.0	0.0	0.0	0.0	0.0	0.0	0.0	0.0	0.0	0.0	0.0	0.0	0.0	0.0	0.0	0.1	0.1	0.1	0.1	0.1
290.	*	0.0	0.0	0.0	0.0	0.0	0.0	0.0	0.0	0.0	0.0	0.0	0.0	0.0	0.0	0.0	0.1	0.1	0.1	0.1	0.1
300.	*	0.0	0.0	0.0	0.0	0.0	0.0	0.0	0.0	0.1	0.0	0.0	0.0	0.0	0.0	0.0	0.0	0.1	0.1	0.1	0.1
310.	*	0.0	0.0	0.0	0.0	0.0	0.0	0.0	0.0	0.1	0.0	0.0	0.0	0.0	0.0	0.0	0.0	0.0	0.0	0.0	0.0
320.	*	0.0	0.0	0.0	0.0	0.0	0.0	0.0	0.0	0.0	0.0	0.0	0.0	0.0	0.0	0.0	0.0	0.0	0.0	0.0	0.0
330.	*	0.0	0.0	0.0	0.0	0.0	0.0	0.0	0.0	0.0	0.0	0.0	0.0	0.0	0.0	0.0	0.0	0.0	0.0	0.0	0.0
340.	*	0.0	0.0	0.0	0.0	0.0	0.0	0.0	0.0	0.0	0.0	0.0	0.0	0.0	0.0	0.0	0.0	0.0	0.0	0.0	0.0
350.	*	0.0	0.0	0.0	0.0	0.0	0.0	0.0	0.1	0.0	0.0	0.0	0.0	0.0	0.0	0.0	0.0	0.0	0.0	0.0	0.0
360.	*	0.0	0.0	0.0	0.0	0.0	0.1	0.1	0.1	0.1	0.0	0.0	0.0	0.0	0.0	0.0	0.0	0.0	0.0	0.0	0.0
MAX	*	0.0	0.0	0.0	0.0	0.0	0.1	0.1	0.3	0.3	0.1	0.0	0.0	0.0	0.0	0.0	0.1	0.1	0.1	0.1	0.1
DEGR.	*	0	0	0	0	0	0	0	10	10	20	0	0	0	0	0	280	270	30	30	30

JOB: SR101L&75thAveTI(2020Existing) RUN: 2020Exist 75th Ave TI PM

MODEL RESULTS

REMARKS : In search of the angle corresponding to the maximum concentration, only the first angle, of the angles with same maximum concentrations, is indicated as maximum.

WIND ANGLE RANGE: 0.-360.

WIND ANGLE (DEGR)	*	CONCENTRATION (PPM) REC21	REC22	REC23	REC24	REC25	REC26	REC27	REC28	REC29	REC30	REC31	REC32	REC33	REC34	REC35	REC36	REC37	REC38	REC39	REC40
0.	*	0.0	0.1	0.1	0.1	0.0	0.0	0.1	0.1	0.1	0.1	0.1	0.0	0.0	0.0	0.0	0.0	0.0	0.0	0.0	0.0
10.	*	0.0	0.1	0.1	0.1	0.1	0.1	0.1	0.1	0.2	0.2	0.3	0.2	0.0	0.0	0.0	0.0	0.0	0.0	0.0	0.0
20.	*	0.0	0.1	0.1	0.1	0.1	0.2	0.2	0.2	0.2	0.2	0.3	0.3	0.1	0.0	0.0	0.0	0.0	0.0	0.0	0.0
30.	*	0.1	0.1	0.1	0.1	0.2	0.2	0.2	0.2	0.2	0.3	0.3	0.3	0.1	0.0	0.0	0.0	0.0	0.0	0.0	0.0
40.	*	0.1	0.1	0.1	0.1	0.2	0.2	0.2	0.2	0.2	0.3	0.3	0.2	0.1	0.0	0.0	0.0	0.0	0.0	0.0	0.0
50.	*	0.1	0.1	0.1	0.1	0.2	0.2	0.2	0.2	0.2	0.3	0.3	0.2	0.1	0.0	0.0	0.0	0.0	0.0	0.0	0.0
60.	*	0.0	0.1	0.1	0.1	0.2	0.2	0.2	0.2	0.2	0.3	0.3	0.2	0.0	0.0	0.0	0.0	0.0	0.0	0.0	0.0
70.	*	0.0	0.0	0.0	0.0	0.2	0.2	0.2	0.2	0.2	0.2	0.2	0.2	0.1	0.0	0.0	0.0	0.0	0.0	0.0	0.0
80.	*	0.0	0.0	0.0	0.0	0.2	0.2	0.2	0.1	0.1	0.2	0.2	0.1	0.1	0.0	0.0	0.0	0.0	0.0	0.0	0.0
90.	*	0.0	0.0	0.0	0.0	0.2	0.2	0.2	0.1	0.1	0.2	0.2	0.1	0.1	0.0	0.0	0.0	0.0	0.0	0.0	0.0
100.	*	0.0	0.0	0.0	0.0	0.2	0.2	0.2	0.1	0.1	0.2	0.2	0.1	0.1	0.0	0.0	0.0	0.0	0.0	0.0	0.0
110.	*	0.0	0.0	0.0	0.0	0.2	0.1	0.1	0.1	0.1	0.2	0.2	0.3	0.1	0.0	0.0	0.0	0.0	0.0	0.0	0.0
120.	*	0.0	0.0	0.0	0.0	0.2	0.2	0.2	0.2	0.3	0.3	0.3	0.1	0.0	0.0	0.0	0.0	0.0	0.0	0.0	0.0
130.	*	0.0	0.0	0.0	0.0	0.2	0.2	0.2	0.2	0.3	0.3	0.3	0.1	0.0	0.0	0.0	0.0	0.0	0.0	0.0	0.0
140.	*	0.0	0.0	0.0	0.0	0.2	0.2	0.2	0.2	0.3	0.3	0.3	0.1	0.0	0.0	0.0	0.0	0.0	0.0	0.0	0.0
150.	*	0.0	0.0	0.0	0.0	0.2	0.2	0.2	0.2	0.3	0.3	0.3	0.2	0.1	0.0	0.0	0.0	0.0	0.0	0.0	0.0

160.	*	0.0	0.0	0.0	0.0	0.3	0.2	0.2	0.3	0.3	0.3	0.3	0.1	0.1	0.0	0.0	0.0	0.0	0.0	0.0	0.0
170.	*	0.0	0.0	0.0	0.0	0.2	0.2	0.2	0.3	0.3	0.4	0.1	0.1	0.0	0.0	0.0	0.0	0.0	0.0	0.0	0.0
180.	*	0.0	0.0	0.0	0.0	0.1	0.1	0.1	0.1	0.1	0.1	0.1	0.1	0.0	0.0	0.0	0.0	0.0	0.0	0.0	0.0
190.	*	0.0	0.0	0.0	0.0	0.0	0.0	0.0	0.0	0.0	0.0	0.0	0.0	0.0	0.0	0.0	0.0	0.0	0.0	0.0	0.0
200.	*	0.0	0.0	0.0	0.0	0.0	0.0	0.0	0.0	0.0	0.0	0.0	0.0	0.0	0.0	0.0	0.0	0.0	0.0	0.0	0.0
210.	*	0.0	0.0	0.0	0.0	0.0	0.0	0.0	0.0	0.0	0.0	0.0	0.0	0.0	0.0	0.0	0.0	0.0	0.0	0.0	0.0
220.	*	0.0	0.0	0.0	0.0	0.0	0.0	0.0	0.0	0.0	0.0	0.0	0.0	0.0	0.0	0.0	0.0	0.0	0.0	0.0	0.0
230.	*	0.0	0.0	0.0	0.0	0.0	0.0	0.0	0.0	0.0	0.0	0.0	0.0	0.0	0.0	0.0	0.0	0.0	0.0	0.0	0.0
240.	*	0.0	0.0	0.0	0.0	0.0	0.0	0.0	0.0	0.0	0.0	0.0	0.0	0.0	0.0	0.0	0.0	0.0	0.0	0.0	0.0
250.	*	0.0	0.0	0.0	0.0	0.0	0.0	0.0	0.0	0.0	0.0	0.0	0.0	0.0	0.0	0.0	0.0	0.0	0.0	0.0	0.0
260.	*	0.0	0.0	0.0	0.0	0.0	0.0	0.0	0.0	0.0	0.0	0.0	0.0	0.0	0.0	0.0	0.0	0.0	0.0	0.0	0.0
270.	*	0.0	0.0	0.0	0.0	0.0	0.0	0.0	0.0	0.0	0.0	0.0	0.0	0.0	0.0	0.0	0.0	0.0	0.0	0.0	0.0
280.	*	0.1	0.1	0.0	0.0	0.0	0.0	0.0	0.0	0.0	0.0	0.0	0.0	0.0	0.0	0.0	0.0	0.0	0.0	0.0	0.0
290.	*	0.1	0.1	0.1	0.0	0.0	0.0	0.0	0.0	0.0	0.0	0.0	0.0	0.0	0.0	0.0	0.0	0.0	0.0	0.0	0.0
300.	*	0.1	0.1	0.1	0.1	0.0	0.0	0.0	0.0	0.0	0.0	0.0	0.0	0.0	0.0	0.0	0.0	0.0	0.0	0.0	0.0
310.	*	0.0	0.1	0.1	0.1	0.0	0.0	0.0	0.0	0.0	0.0	0.0	0.0	0.0	0.0	0.0	0.0	0.0	0.0	0.0	0.0
320.	*	0.0	0.1	0.1	0.1	0.0	0.0	0.0	0.0	0.0	0.0	0.0	0.0	0.0	0.0	0.0	0.0	0.0	0.0	0.0	0.0
330.	*	0.0	0.1	0.1	0.1	0.0	0.0	0.0	0.0	0.0	0.0	0.0	0.0	0.0	0.0	0.0	0.0	0.0	0.0	0.0	0.0
340.	*	0.0	0.0	0.1	0.1	0.0	0.0	0.0	0.0	0.0	0.0	0.0	0.0	0.0	0.0	0.0	0.0	0.0	0.0	0.0	0.0
350.	*	0.0	0.0	0.1	0.1	0.0	0.0	0.0	0.0	0.0	0.0	0.0	0.0	0.0	0.0	0.0	0.0	0.0	0.0	0.0	0.0
360.	*	0.0	0.1	0.1	0.1	0.0	0.0	0.1	0.1	0.1	0.1	0.1	0.0	0.0	0.0	0.0	0.0	0.0	0.0	0.0	0.0
MAX	*	0.1	0.1	0.1	0.1	0.3	0.2	0.2	0.3	0.3	0.4	0.3	0.3	0.1	0.0	0.0	0.0	0.0	0.0	0.0	0.0
DEGR.	*	30	0	0	0	160	20	20	160	120	170	10	20	20	0	0	0	0	0	0	0

JOB: SR101L&75thAveTI(2020Existing) RUN: 2020Exist 75th Ave TI PM

MODEL RESULTS

REMARKS : In search of the angle corresponding to the maximum concentration, only the first angle, of the angles with same maximum concentrations, is indicated as maximum.

WIND ANGLE RANGE: 0.-360.

WIND ANGLE (DEGR)	*	CONCENTRATION (PPM) REC41	REC42	REC43	REC44	REC45	REC46	REC47	REC48
0.	*	0.0	0.0	0.0	0.0	0.0	0.0	0.0	0.0
10.	*	0.0	0.0	0.0	0.0	0.0	0.0	0.0	0.0
20.	*	0.0	0.0	0.0	0.0	0.0	0.0	0.0	0.0
30.	*	0.0	0.0	0.0	0.0	0.0	0.0	0.0	0.0
40.	*	0.0	0.0	0.0	0.0	0.0	0.0	0.0	0.0

```
 50.  *   0.0   0.0   0.0   0.0   0.0   0.0   0.0   0.0
 60.  *   0.0   0.0   0.0   0.0   0.0   0.0   0.0   0.0
 70.  *   0.0   0.0   0.0   0.0   0.0   0.0   0.0   0.0
 80.  *   0.0   0.0   0.0   0.0   0.0   0.0   0.0   0.0
 90.  *   0.0   0.0   0.0   0.0   0.0   0.0   0.0   0.0
100.  *   0.0   0.0   0.0   0.0   0.0   0.0   0.0   0.0
110.  *   0.0   0.0   0.0   0.0   0.0   0.0   0.0   0.0
120.  *   0.0   0.0   0.0   0.0   0.0   0.0   0.0   0.0
130.  *   0.0   0.0   0.0   0.0   0.0   0.0   0.0   0.0
140.  *   0.0   0.0   0.0   0.0   0.0   0.0   0.0   0.0
150.  *   0.0   0.0   0.0   0.0   0.0   0.0   0.0   0.0
160.  *   0.0   0.0   0.0   0.0   0.0   0.0   0.0   0.0
170.  *   0.0   0.0   0.0   0.0   0.0   0.0   0.0   0.0
180.  *   0.0   0.0   0.0   0.0   0.0   0.0   0.0   0.0
190.  *   0.0   0.0   0.0   0.0   0.0   0.0   0.0   0.0
200.  *   0.0   0.0   0.0   0.0   0.0   0.0   0.0   0.0
210.  *   0.0   0.0   0.0   0.0   0.0   0.0   0.0   0.0
220.  *   0.0   0.0   0.0   0.0   0.0   0.0   0.0   0.0
230.  *   0.0   0.0   0.0   0.0   0.0   0.0   0.0   0.0
240.  *   0.0   0.0   0.0   0.0   0.0   0.0   0.0   0.0
250.  *   0.0   0.0   0.0   0.0   0.0   0.0   0.0   0.0
260.  *   0.0   0.0   0.0   0.0   0.0   0.0   0.0   0.0
270.  *   0.0   0.0   0.0   0.0   0.0   0.0   0.0   0.0
280.  *   0.0   0.0   0.0   0.0   0.0   0.0   0.0   0.0
290.  *   0.0   0.0   0.0   0.0   0.0   0.0   0.0   0.0
300.  *   0.0   0.0   0.0   0.0   0.0   0.0   0.0   0.0
310.  *   0.0   0.0   0.0   0.0   0.0   0.0   0.0   0.0
320.  *   0.0   0.0   0.0   0.0   0.0   0.0   0.0   0.0
330.  *   0.0   0.0   0.0   0.0   0.0   0.0   0.0   0.0
340.  *   0.0   0.0   0.0   0.0   0.0   0.0   0.0   0.0
350.  *   0.0   0.0   0.0   0.0   0.0   0.0   0.0   0.0
360.  *   0.0   0.0   0.0   0.0   0.0   0.0   0.0   0.0
------*-----------------------------------------------
MAX   *   0.0   0.0   0.0   0.0   0.0   0.0   0.0   0.0
DEGR. *    0     0     0     0     0     0     0     0

THE HIGHEST CONCENTRATION OF    0.40 PPM OCCURRED AT RECEPTOR REC30.
```


JOB: SR101L&75thAveTI(2020Existing) RUN: 2020Exist 75th Ave TI PM

DATE : 8/24/21
TIME : 13:38:31

RECEPTOR - LINK MATRIX FOR THE ANGLE PRODUCING
THE MAXIMUM CONCENTRATION FOR EACH RECEPTOR

CO/LINK (PPM)
ANGLE (DEGREES)

LINK #	REC1 0 0	REC2 0	REC3 0	REC4 0	REC5 0	REC6 0	REC7 10	REC8 10	REC9 20	REC10 0	REC11 0	REC12 0	REC13 0	REC14 0	REC15 280	REC16 270	REC17 30	REC18 30	REC19 30	REC20
1	0.0	0.0	0.0	0.0	0.0	0.0	0.0	0.0	0.0	0.0	0.0	0.0	0.0	0.0	0.0	0.1	0.1	0.1	0.1	0.1
2	0.0	0.0	0.0	0.0	0.0	0.0	0.0	0.0	0.0	0.0	0.0	0.0	0.0	0.0	0.0	0.0	0.0	0.0	0.0	0.0
3	0.0	0.0	0.0	0.0	0.0	0.0	0.0	0.0	0.0	0.0	0.0	0.0	0.0	0.0	0.0	0.0	0.0	0.0	0.0	0.0
4	0.0	0.0	0.0	0.0	0.0	0.0	0.0	0.0	0.0	0.0	0.0	0.0	0.0	0.0	0.0	0.0	0.0	0.0	0.0	0.0
5	0.0	0.0	0.0	0.0	0.0	0.0	0.0	0.0	0.0	0.0	0.0	0.0	0.0	0.0	0.0	0.0	0.0	0.0	0.0	0.0
6	0.0	0.0	0.0	0.0	0.0	0.0	0.0	0.0	0.0	0.0	0.0	0.0	0.0	0.0	0.0	0.0	0.0	0.0	0.0	0.0
7	0.0	0.0	0.0	0.0	0.0	0.0	0.0	0.0	0.0	0.0	0.0	0.0	0.0	0.0	0.0	0.0	0.0	0.0	0.0	0.0
8	0.0	0.0	0.0	0.0	0.0	0.0	0.0	0.0	0.0	0.0	0.0	0.0	0.0	0.0	0.0	0.0	0.0	0.0	0.0	0.0
9	0.0	0.0	0.0	0.0	0.0	0.0	0.0	0.0	0.0	0.0	0.0	0.0	0.0	0.0	0.0	0.0	0.0	0.0	0.0	0.0
10	0.0	0.0	0.0	0.0	0.0	0.0	0.0	0.0	0.0	0.0	0.0	0.0	0.0	0.0	0.0	0.0	0.0	0.0	0.0	0.0
11	0.0	0.0	0.0	0.0	0.0	0.0	0.0	0.0	0.0	0.0	0.0	0.0	0.0	0.0	0.0	0.0	0.0	0.0	0.0	0.0
12	0.0	0.0	0.0	0.0	0.0	0.0	0.0	0.0	0.0	0.0	0.0	0.0	0.0	0.0	0.0	0.0	0.0	0.0	0.0	0.0
13	0.0	0.0	0.0	0.0	0.0	0.0	0.0	0.0	0.0	0.0	0.0	0.0	0.0	0.0	0.0	0.0	0.0	0.0	0.0	0.0
14	0.0	0.0	0.0	0.0	0.0	0.0	0.0	0.0	0.0	0.0	0.0	0.0	0.0	0.0	0.0	0.0	0.0	0.0	0.0	0.0
15	0.0	0.0	0.0	0.0	0.0	0.0	0.0	0.0	0.0	0.0	0.0	0.0	0.0	0.0	0.0	0.0	0.0	0.0	0.0	0.0
16	0.0	0.0	0.0	0.0	0.0	0.0	0.0	0.0	0.0	0.0	0.0	0.0	0.0	0.0	0.0	0.0	0.0	0.0	0.0	0.0
17	0.0	0.0	0.0	0.0	0.0	0.0	0.0	0.0	0.0	0.0	0.0	0.0	0.0	0.0	0.0	0.0	0.0	0.0	0.0	0.0
18	0.0	0.0	0.0	0.0	0.0	0.0	0.0	0.0	0.0	0.0	0.0	0.0	0.0	0.0	0.0	0.0	0.0	0.0	0.0	0.0
19	0.0	0.0	0.0	0.0	0.0	0.0	0.0	0.0	0.0	0.0	0.0	0.0	0.0	0.0	0.0	0.0	0.0	0.0	0.0	0.0
20	0.0	0.0	0.0	0.0	0.0	0.0	0.0	0.0	0.0	0.0	0.0	0.0	0.0	0.0	0.0	0.0	0.0	0.0	0.0	0.0
21	0.0	0.0	0.0	0.0	0.0	0.0	0.0	0.0	0.0	0.0	0.0	0.0	0.0	0.0	0.0	0.0	0.0	0.0	0.0	0.0
22	0.0	0.0	0.0	0.0	0.0	0.0	0.0	0.0	0.0	0.0	0.0	0.0	0.0	0.0	0.0	0.0	0.0	0.0	0.0	0.0
23	0.0	0.0	0.0	0.0	0.0	0.0	0.0	0.0	0.0	0.0	0.0	0.0	0.0	0.0	0.0	0.0	0.0	0.0	0.0	0.0
24	0.0	0.0	0.0	0.0	0.0	0.0	0.0	0.0	0.0	0.0	0.0	0.0	0.0	0.0	0.0	0.0	0.0	0.0	0.0	0.0
25	0.0	0.0	0.0	0.0	0.0	0.1	0.1	0.2	0.2	0.1	0.0	0.0	0.0	0.0	0.0	0.0	0.0	0.0	0.0	0.0
26	0.0	0.0	0.0	0.0	0.0	0.0	0.0	0.0	0.0	0.0	0.0	0.0	0.0	0.0	0.0	0.0	0.0	0.0	0.0	0.0
27	0.0	0.0	0.0	0.0	0.0	0.0	0.0	0.0	0.0	0.0	0.0	0.0	0.0	0.0	0.0	0.0	0.0	0.0	0.0	0.0
28	0.0	0.0	0.0	0.0	0.0	0.0	0.0	0.0	0.0	0.0	0.0	0.0	0.0	0.0	0.0	0.0	0.0	0.0	0.0	0.0
29	0.0	0.0	0.0	0.0	0.0	0.0	0.0	0.0	0.0	0.0	0.0	0.0	0.0	0.0	0.0	0.0	0.0	0.0	0.0	0.0
30	0.0	0.0	0.0	0.0	0.0	0.0	0.0	0.0	0.0	0.0	0.0	0.0	0.0	0.0	0.0	0.0	0.0	0.0	0.0	0.0
31	0.0	0.0	0.0	0.0	0.0	0.0	0.0	0.0	0.0	0.0	0.0	0.0	0.0	0.0	0.0	0.0	0.0	0.0	0.0	0.0
32	0.0	0.0	0.0	0.0	0.0	0.0	0.0	0.0	0.0	0.0	0.0	0.0	0.0	0.0	0.0	0.0	0.0	0.0	0.0	0.0
33	0.0	0.0	0.0	0.0	0.0	0.0	0.0	0.0	0.0	0.0	0.0	0.0	0.0	0.0	0.0	0.0	0.0	0.0	0.0	0.0
34	0.0	0.0	0.0	0.0	0.0	0.0	0.0	0.0	0.0	0.0	0.0	0.0	0.0	0.0	0.0	0.0	0.0	0.0	0.0	0.0
35	0.0	0.0	0.0	0.0	0.0	0.0	0.0	0.0	0.0	0.0	0.0	0.0	0.0	0.0	0.0	0.0	0.0	0.0	0.0	0.0
36	0.0	0.0	0.0	0.0	0.0	0.0	0.0	0.1	0.1	0.0	0.0	0.0	0.0	0.0	0.0	0.0	0.0	0.0	0.0	0.0
37	0.0	0.0	0.0	0.0	0.0	0.0	0.0	0.0	0.0	0.0	0.0	0.0	0.0	0.0	0.0	0.0	0.0	0.0	0.0	0.0
38	0.0	0.0	0.0	0.0	0.0	0.0	0.0	0.0	0.0	0.0	0.0	0.0	0.0	0.0	0.0	0.0	0.0	0.0	0.0	0.0
39	0.0	0.0	0.0	0.0	0.0	0.0	0.0	0.0	0.0	0.0	0.0	0.0	0.0	0.0	0.0	0.0	0.0	0.0	0.0	0.0

DATE : 8/24/21
TIME : 13:38:31

RECEPTOR - LINK MATRIX FOR THE ANGLE PRODUCING
THE MAXIMUM CONCENTRATION FOR EACH RECEPTOR

LINK #	* CO/LINK (PPM) / ANGLE (DEGREES)	REC21	REC22	REC23	REC24	REC25	REC26	REC27	REC28	REC29	REC30	REC31	REC32	REC33	REC34	REC35	REC36	REC37	REC38	REC39	REC40
	*	30	0	0	0	160	20	20	160	120	170	10	20	20	0	0	0	0	0	0	0
1	*	0.1	0.1	0.1	0.1	0.0	0.0	0.0	0.0	0.0	0.0	0.0	0.0	0.0	0.0	0.0	0.0	0.0	0.0	0.0	0.0
2	*	0.0	0.0	0.0	0.0	0.0	0.0	0.0	0.0	0.0	0.0	0.0	0.0	0.0	0.0	0.0	0.0	0.0	0.0	0.0	0.0
3	*	0.0	0.0	0.0	0.0	0.0	0.0	0.0	0.0	0.0	0.0	0.0	0.0	0.0	0.0	0.0	0.0	0.0	0.0	0.0	0.0
4	*	0.0	0.0	0.0	0.0	0.0	0.0	0.0	0.0	0.0	0.0	0.0	0.0	0.0	0.0	0.0	0.0	0.0	0.0	0.0	0.0
5	*	0.0	0.0	0.0	0.0	0.0	0.0	0.0	0.0	0.0	0.0	0.0	0.0	0.0	0.0	0.0	0.0	0.0	0.0	0.0	0.0
6	*	0.0	0.0	0.0	0.0	0.0	0.0	0.0	0.0	0.0	0.0	0.0	0.0	0.0	0.0	0.0	0.0	0.0	0.0	0.0	0.0
7	*	0.0	0.0	0.0	0.0	0.0	0.0	0.0	0.0	0.0	0.0	0.0	0.0	0.0	0.0	0.0	0.0	0.0	0.0	0.0	0.0
8	*	0.0	0.0	0.0	0.0	0.0	0.0	0.0	0.0	0.0	0.0	0.0	0.0	0.0	0.0	0.0	0.0	0.0	0.0	0.0	0.0
9	*	0.0	0.0	0.0	0.0	0.0	0.0	0.0	0.0	0.0	0.0	0.0	0.0	0.0	0.0	0.0	0.0	0.0	0.0	0.0	0.0
10	*	0.0	0.0	0.0	0.0	0.0	0.0	0.0	0.0	0.0	0.0	0.0	0.0	0.0	0.0	0.0	0.0	0.0	0.0	0.0	0.0
11	*	0.0	0.0	0.0	0.0	0.0	0.0	0.0	0.0	0.0	0.0	0.0	0.0	0.0	0.0	0.0	0.0	0.0	0.0	0.0	0.0
12	*	0.0	0.0	0.0	0.0	0.0	0.0	0.0	0.0	0.0	0.0	0.0	0.0	0.0	0.0	0.0	0.0	0.0	0.0	0.0	0.0
13	*	0.0	0.0	0.0	0.0	0.0	0.0	0.0	0.0	0.0	0.0	0.0	0.0	0.0	0.0	0.0	0.0	0.0	0.0	0.0	0.0
14	*	0.0	0.0	0.0	0.0	0.0	0.0	0.0	0.0	0.0	0.0	0.0	0.0	0.0	0.0	0.0	0.0	0.0	0.0	0.0	0.0
15	*	0.0	0.0	0.0	0.0	0.0	0.0	0.0	0.0	0.0	0.0	0.0	0.0	0.0	0.0	0.0	0.0	0.0	0.0	0.0	0.0
16	*	0.0	0.0	0.0	0.0	0.0	0.0	0.0	0.0	0.0	0.0	0.0	0.0	0.0	0.0	0.0	0.0	0.0	0.0	0.0	0.0
17	*	0.0	0.0	0.0	0.0	0.0	0.0	0.0	0.0	0.0	0.0	0.0	0.0	0.0	0.0	0.0	0.0	0.0	0.0	0.0	0.0
18	*	0.0	0.0	0.0	0.0	0.0	0.0	0.0	0.0	0.0	0.0	0.0	0.0	0.0	0.0	0.0	0.0	0.0	0.0	0.0	0.0
19	*	0.0	0.0	0.0	0.0	0.0	0.0	0.0	0.0	0.0	0.0	0.0	0.0	0.0	0.0	0.0	0.0	0.0	0.0	0.0	0.0
20	*	0.0	0.0	0.0	0.0	0.0	0.0	0.0	0.0	0.0	0.0	0.0	0.0	0.0	0.0	0.0	0.0	0.0	0.0	0.0	0.0
21	*	0.0	0.0	0.0	0.0	0.0	0.0	0.0	0.0	0.0	0.0	0.0	0.0	0.0	0.0	0.0	0.0	0.0	0.0	0.0	0.0
22	*	0.0	0.0	0.0	0.0	0.0	0.0	0.0	0.0	0.0	0.0	0.0	0.0	0.0	0.0	0.0	0.0	0.0	0.0	0.0	0.0
23	*	0.0	0.0	0.0	0.0	0.0	0.0	0.0	0.0	0.0	0.0	0.0	0.0	0.0	0.0	0.0	0.0	0.0	0.0	0.0	0.0
24	*	0.0	0.0	0.0	0.0	0.2	0.1	0.1	0.1	0.1	0.1	0.1	0.1	0.1	0.0	0.0	0.0	0.0	0.0	0.0	0.0
25	*	0.0	0.0	0.0	0.0	0.0	0.0	0.0	0.0	0.0	0.1	0.0	0.0	0.0	0.0	0.0	0.0	0.0	0.0	0.0	0.0
26	*	0.0	0.0	0.0	0.0	0.0	0.0	0.0	0.0	0.0	0.0	0.0	0.0	0.0	0.0	0.0	0.0	0.0	0.0	0.0	0.0
27	*	0.0	0.0	0.0	0.0	0.0	0.0	0.0	0.0	0.0	0.0	0.0	0.0	0.0	0.0	0.0	0.0	0.0	0.0	0.0	0.0
28	*	0.0	0.0	0.0	0.0	0.0	0.0	0.0	0.0	0.0	0.0	0.0	0.0	0.0	0.0	0.0	0.0	0.0	0.0	0.0	0.0
29	*	0.0	0.0	0.0	0.0	0.0	0.0	0.0	0.0	0.0	0.0	0.0	0.0	0.0	0.0	0.0	0.0	0.0	0.0	0.0	0.0
30	*	0.0	0.0	0.0	0.0	0.0	0.0	0.0	0.0	0.0	0.0	0.0	0.0	0.0	0.0	0.0	0.0	0.0	0.0	0.0	0.0
31	*	0.0	0.0	0.0	0.0	0.0	0.0	0.0	0.0	0.0	0.0	0.0	0.0	0.0	0.0	0.0	0.0	0.0	0.0	0.0	0.0
32	*	0.0	0.0	0.0	0.0	0.0	0.0	0.0	0.0	0.0	0.0	0.0	0.0	0.0	0.0	0.0	0.0	0.0	0.0	0.0	0.0
33	*	0.0	0.0	0.0	0.0	0.0	0.0	0.0	0.0	0.0	0.0	0.0	0.0	0.0	0.0	0.0	0.0	0.0	0.0	0.0	0.0
34	*	0.0	0.0	0.0	0.0	0.0	0.0	0.0	0.1	0.1	0.1	0.1	0.1	0.0	0.0	0.0	0.0	0.0	0.0	0.0	0.0
35	*	0.0	0.0	0.0	0.0	0.0	0.0	0.0	0.0	0.0	0.0	0.0	0.0	0.0	0.0	0.0	0.0	0.0	0.0	0.0	0.0

36	*	0.0	0.0	0.0	0.0	0.1	0.1	0.1	0.1	0.1	0.1	0.1	0.1	0.0	0.0	0.0	0.0	0.0	0.0	0.0	0.0
37	*	0.0	0.0	0.0	0.0	0.0	0.0	0.0	0.0	0.0	0.0	0.0	0.0	0.0	0.0	0.0	0.0	0.0	0.0	0.0	0.0
38	*	0.0	0.0	0.0	0.0	0.0	0.0	0.0	0.0	0.0	0.0	0.0	0.0	0.0	0.0	0.0	0.0	0.0	0.0	0.0	0.0
39	*	0.0	0.0	0.0	0.0	0.0	0.0	0.0	0.0	0.0	0.0	0.0	0.0	0.0	0.0	0.0	0.0	0.0	0.0	0.0	0.0

JOB: SR101L&75thAveTI(2020Existing) RUN: 2020Exist 75th Ave TI PM

DATE : 8/24/21
TIME : 13:38:31

RECEPTOR - LINK MATRIX FOR THE ANGLE PRODUCING
THE MAXIMUM CONCENTRATION FOR EACH RECEPTOR

LINK #	*	CO/LINK (PPM) ANGLE (DEGREES) REC41	REC42	REC43	REC44	REC45	REC46	REC47	REC48
	*	0 0	0	0	0	0	0	0	
1	*	0.0	0.0	0.0	0.0	0.0	0.0	0.0	0.0
2	*	0.0	0.0	0.0	0.0	0.0	0.0	0.0	0.0
3	*	0.0	0.0	0.0	0.0	0.0	0.0	0.0	0.0
4	*	0.0	0.0	0.0	0.0	0.0	0.0	0.0	0.0
5	*	0.0	0.0	0.0	0.0	0.0	0.0	0.0	0.0
6	*	0.0	0.0	0.0	0.0	0.0	0.0	0.0	0.0
7	*	0.0	0.0	0.0	0.0	0.0	0.0	0.0	0.0
8	*	0.0	0.0	0.0	0.0	0.0	0.0	0.0	0.0
9	*	0.0	0.0	0.0	0.0	0.0	0.0	0.0	0.0
10	*	0.0	0.0	0.0	0.0	0.0	0.0	0.0	0.0
11	*	0.0	0.0	0.0	0.0	0.0	0.0	0.0	0.0
12	*	0.0	0.0	0.0	0.0	0.0	0.0	0.0	0.0
13	*	0.0	0.0	0.0	0.0	0.0	0.0	0.0	0.0
14	*	0.0	0.0	0.0	0.0	0.0	0.0	0.0	0.0
15	*	0.0	0.0	0.0	0.0	0.0	0.0	0.0	0.0
16	*	0.0	0.0	0.0	0.0	0.0	0.0	0.0	0.0
17	*	0.0	0.0	0.0	0.0	0.0	0.0	0.0	0.0
18	*	0.0	0.0	0.0	0.0	0.0	0.0	0.0	0.0
19	*	0.0	0.0	0.0	0.0	0.0	0.0	0.0	0.0
20	*	0.0	0.0	0.0	0.0	0.0	0.0	0.0	0.0
21	*	0.0	0.0	0.0	0.0	0.0	0.0	0.0	0.0
22	*	0.0	0.0	0.0	0.0	0.0	0.0	0.0	0.0
23	*	0.0	0.0	0.0	0.0	0.0	0.0	0.0	0.0
24	*	0.0	0.0	0.0	0.0	0.0	0.0	0.0	0.0
25	*	0.0	0.0	0.0	0.0	0.0	0.0	0.0	0.0
26	*	0.0	0.0	0.0	0.0	0.0	0.0	0.0	0.0
27	*	0.0	0.0	0.0	0.0	0.0	0.0	0.0	0.0
28	*	0.0	0.0	0.0	0.0	0.0	0.0	0.0	0.0

```
29  *   0.0   0.0   0.0   0.0   0.0   0.0   0.0   0.0
30  *   0.0   0.0   0.0   0.0   0.0   0.0   0.0   0.0
31  *   0.0   0.0   0.0   0.0   0.0   0.0   0.0   0.0
32  *   0.0   0.0   0.0   0.0   0.0   0.0   0.0   0.0
33  *   0.0   0.0   0.0   0.0   0.0   0.0   0.0   0.0
34  *   0.0   0.0   0.0   0.0   0.0   0.0   0.0   0.0
35  *   0.0   0.0   0.0   0.0   0.0   0.0   0.0   0.0
36  *   0.0   0.0   0.0   0.0   0.0   0.0   0.0   0.0
37  *   0.0   0.0   0.0   0.0   0.0   0.0   0.0   0.0
38  *   0.0   0.0   0.0   0.0   0.0   0.0   0.0   0.0
39  *   0.0   0.0   0.0   0.0   0.0   0.0   0.0   0.0
```

CAL3QHC: LINE SOURCE DISPERSION MODEL - VERSION 2.0 Dated 95221 PAGE 1

JOB: SR101L&75thAveTI (2040 Build) RUN: 2040 Build 75th Ave TI AM

DATE : 8/24/21
TIME : 13:38:59

The MODE flag has been set to C for calculating CO averages.

SITE & METEOROLOGICAL VARIABLES

VS = 0.0 CM/S VD = 0.0 CM/S Z0 = 108. CM
U = 1.0 M/S CLAS = 4 (D) ATIM = 60. MINUTES MIXH = 1000. M AMB = 0.0 PPM

LINK VARIABLES

LINK DESCRIPTION	LINK COORDINATES (FT) X1	Y1	X2	Y2	LENGTH (FT)	BRG (DEG)	TYPE	VPH	EF (G/MI)	H (FT)	W (FT)	V/C	QUEUE (VEH)
1. 1_SR101_EB_ML_S1	606176.4	970428.2	607239.4	970720.6	1102.	75.	DP	6695.	0.4	-10.0	80.0		
2. 2_SR101_EB_ML_S2	607239.4	970720.6	607929.6	970768.0	692.	86.	DP	6695.	0.5	-20.0	80.0		
3. 3_SR101_EB_ML_S3	607929.6	970768.0	609252.3	970723.4	1323.	92.	DP	6695.	0.7	-10.0	80.0		
4. 4_SR101_WB_ML_S1	607228.2	970808.5	606141.2	970532.5	1121.	256.	DP	4630.	0.4	-10.0	80.0		
5. 5_SR101_WB_ML_S2	607930.8	970840.8	607228.2	970808.5	703.	267.	DP	4630.	0.5	-20.0	80.0		
6. 6_SR101_WB_ML_S3	609253.5	970792.1	607930.8	970840.8	1324.	272.	DP	4630.	0.8	-10.0	80.0		
7. 7_EB_75th_Ave_offram	606192.6	970388.8	606889.6	970563.9	719.	76.	AG	292.	0.7	0.0	32.0		
8. 8_EB_75th_Ave_offram	606889.6	970563.9	607692.5	970592.7	803.	88.	AG	292.	0.7	0.0	44.0		
9. 9_EB_75th Ave offram	607592.2	970581.3	607650.5	970512.1	91.	140.	AG	0.	0.5	0.0	32.0		
10. 10_75th_Ave_NB_to_EB	607743.1	970527.5	607820.8	970582.4	95.	55.	AG	218.	0.5	0.0	32.0		
11. 11_EB_frontage_road	608169.2	970585.4	609241.8	970558.7	1073.	91.	AG	241.	0.6	0.0	44.0		
12. 12_EB_75th_Ave_onram	607689.5	970592.8	608169.4	970595.2	480.	90.	AG	1521.	0.5	0.0	56.0		
13. 13_EB_75th_Ave_onram	608169.3	970611.1	609249.7	970677.2	1082.	86.	AG	1280.	0.9	0.0	44.0		
14. 14_WB_75th_Ave_offra	609250.9	970841.0	608282.4	970977.2	978.	278.	AG	1031.	0.9	0.0	32.0		
15. 15_WB_frontage_road_	609250.6	970931.9	608287.7	971009.5	966.	275.	AG	350.	0.6	0.0	32.0		
16. 16_WB_frontage_road_	608287.7	971009.5	607705.2	971011.9	583.	270.	AG	350.	0.7	0.0	44.0		
17. 17_WB_75th_Ave_offra	608282.4	970977.2	607705.4	971007.5	578.	273.	AG	1031.	0.8	0.0	32.0		
18. 18_WB_75th_Ave_offra	607813.8	971031.4	607733.0	971088.9	99.	305.	AG	356.	0.6	0.0	32.0		
19. 19_WB_75th_Ave_onram	607647.1	971086.4	607592.2	971017.2	88.	218.	AG	182.	0.5	0.0	32.0		
20. 20_WB_frontage_road_	607614.3	971010.0	607165.5	970955.9	452.	263.	AG	561.	0.6	0.0	44.0		
21. 21_WB_frontage_road_	607165.5	970955.9	606135.2	970621.3	1083.	252.	AG	561.	0.6	0.0	44.0		
22. 22_WB_ML_to_frontage	607932.2	970870.3	607036.9	970869.3	895.	270.	DP	861.	1.0	-20.0	32.0		
23. 23_WB_ML_to_frontage	607036.9	970869.3	606138.1	970614.5	934.	254.	DP	861.	1.0	-10.0	32.0		
24. 24_SB_75th_Ave_S1	607668.2	971708.4	607672.2	971035.7	673.	180.	AG	1781.	0.9	0.0	56.0		
25. 25_SB_75th_Ave_S2	607672.2	971035.7	607660.8	970566.2	470.	181.	BR	2241.	1.0	0.0	68.0		
26. 26_SB_75th_Ave_S3	607660.8	970566.2	607667.9	969913.9	652.	179.	AG	762.	0.6	0.0	44.0		
27. 27_SB_75th_Ave_left	607685.3	970672.4	607759.2	970595.7	106.	136.	AG	1479.	0.6	0.0	44.0		
28. 28_NB_75th_Ave_S1	607715.6	969916.3	607719.3	970565.2	649.	0.	AG	592.	0.6	0.0	44.0		

29.	29_NB_75th_Ave_S2	* 607719.3	970565.2	607725.8	971035.7 *	471.	1.	BR	667.	0.6	0.0	56.0		
30.	30_NB_75th_Ave_S3	* 607725.8	971035.7	607726.5	971704.9 *	669.	0.	AG	1144.	0.7	0.0	44.0		
31.	31_NB_75th_Ave_left	* 607708.3	970946.8	607613.1	971013.1 *	116.	305.	AG	91.	0.5	0.0	32.0		
32.	32_EB_75th_offramp_Q	* 607629.1	970592.3	607596.3	970592.5 *	33.	272.	AG	3.	100.0	0.0	36.0	0.14	1.7
33.	33_WB_75th_offramp_Q	* 607764.8	971016.4	607896.8	971011.8 *	132.	92.	AG	4.	100.0	0.0	48.0	0.37	6.7
34.	34_SB_75th_Ave_Queue	* 607668.1	971075.0	607651.4	971932.9 *	858.	359.	AG	5.	100.0	0.0	36.0	1.07	43.6
35.	35T_SB_75th_Ave_brid	* 607674.2	970632.4	607674.4	970707.4 *	75.	0.	BR	1.	100.0	0.0	24.0	0.31	3.8
36.	35L_SB_75th_Ave_brid	* 607686.0	970674.3	607690.9	972175.1 *	1501.	0.	BR	3.	100.0	0.0	24.0	1.17	76.2
37.	36T_NB_75th_Ave_brid	* 607727.4	970946.6	607726.2	970819.1 *	128.	181.	BR	2.	100.0	0.0	24.0	0.31	6.5
38.	36L_NB_75th_Ave_brid	* 607708.5	970926.8	607706.2	970468.1 *	459.	180.	BR	2.	100.0	0.0	12.0	1.61	23.3
39.	37_NB_75th_Ave_Queue	* 607720.5	970521.9	607718.2	970422.6 *	99.	181.	AG	8.	100.0	0.0	48.0	0.81	5.0

JOB: SR101L&75thAveTI (2040 Build) RUN: 2040 Build 75th Ave TI AM

DATE : 8/24/21
TIME : 13:38:59

ADDITIONAL QUEUE LINK PARAMETERS

LINK DESCRIPTION	CYCLE LENGTH (SEC)	RED TIME (SEC)	CLEARANCE LOST TIME (SEC)	APPROACH VOL (VPH)	SATURATION FLOW RATE (VPH)	IDLE EM FAC (gm/hr)	SIGNAL TYPE	ARRIVAL RATE
32. 32_EB_75th_offramp_Q*	140	62	5.0	292	1338	0.92	2	3
33. 33_WB_75th_offramp_Q*	185	70	5.0	1381	1600	0.92	2	3
34. 34_SB_75th_Ave_Queue*	185	117	5.0	1781	1676	0.92	2	3
35. 35T_SB_75th_Ave_brid*	140	36	5.0	762	1780	0.92	2	3
36. 35L_SB_75th_Ave_brid*	140	82	5.0	1479	1730	0.92	2	3
37. 36T_NB_75th_Ave_brid*	185	81	5.0	577	1780	0.92	2	3
38. 36L_NB_75th_Ave_brid*	185	163	5.0	90	700	0.92	2	3
39. 37_NB_75th_Ave_Queue*	140	117	5.0	591	1590	0.92	2	3

RECEPTOR LOCATIONS

RECEPTOR	COORDINATES (FT) X	Y	Z
1. R1	607758.4	971640.7	5.9
2. R2	607758.0	971558.7	5.9
3. R3	607756.7	971476.7	5.9
4. R4	607755.4	971394.7	5.9
5. R5	607754.1	971312.8	5.9
6. R6	607754.1	971230.7	5.9
7. R7	607755.7	971148.7	5.9
8. R8	607769.5	971067.9	5.9
9. R9	607837.2	971158.0	5.9
10. R10	607918.8	971150.2	5.9

11. R11	*	608000.4	971142.6	5.9 *
12. R12	*	608082.1	971134.9	5.9 *
13. R13	*	608163.7	971127.2	5.9 *
14. R14	*	608245.4	971119.4	5.9 *
15. R15	*	608327.0	971111.7	5.9 *
16. R16	*	608408.6	971103.9	5.9 *
17. R17	*	608490.3	971096.2	5.9 *
18. R18	*	608571.9	971088.5	5.9 *
19. R19	*	608653.5	971080.7	5.9 *
20. R20	*	608735.2	971073.0	5.9 *
21. R21	*	608816.8	971065.4	5.9 *
22. R22	*	608898.5	971057.7	5.9 *
23. R23	*	608980.1	971049.9	5.9 *
24. R24	*	608908.5	970527.3	5.9 *
25. R25	*	608826.4	970526.5	5.9 *
26. R26	*	608744.5	970525.8	5.9 *
27. R27	*	608662.5	970525.0	5.9 *
28. R28	*	608580.5	970524.2	5.9 *
29. R29	*	608498.5	970523.5	5.9 *
30. R30	*	608416.5	970522.8	5.9 *
31. R31	*	608334.5	970522.0	5.9 *
32. R32	*	608252.5	970521.3	5.9 *
33. R33	*	608170.5	970520.5	5.9 *
34. R34	*	608088.5	970519.8	5.9 *
35. R35	*	608006.5	970519.0	5.9 *
36. R36	*	607926.3	970518.3	5.9 *
37. R37	*	607842.5	970517.6	5.9 *

JOB: SR101L&75thAveTI (2040 Build) RUN: 2040 Build 75th Ave TI AM

DATE : 8/24/21
TIME : 13:38:59

RECEPTOR LOCATIONS

RECEPTOR	*	COORDINATES (FT) X	Y	Z *
38. R38	*	607759.2	970629.1	5.9 *
39. R39	*	607760.5	970516.7	5.9 *
40. R40	*	607760.4	970434.7	5.9 *
41. R41	*	607760.2	970352.8	5.9 *
42. R42	*	607756.6	970270.9	5.9 *
43. R43	*	607752.2	970189.0	5.9 *
44. R44	*	607745.6	970107.2	5.9 *
45. R45	*	607748.6	970025.4	5.9 *

46. R46 * 607747.2 969943.6 5.9 *

JOB: SR101L&75thAveTI (2040 Build) RUN: 2040 Build 75th Ave TI AM

MODEL RESULTS

REMARKS : In search of the angle corresponding to the maximum concentration, only the first angle, of the angles with same maximum concentrations, is indicated as maximum.

WIND ANGLE RANGE: 0.-360.

WIND ANGLE (DEGR)	* CONCENTRATION (PPM) REC1	REC2	REC3	REC4	REC5	REC6	REC7	REC8	REC9	REC10	REC11	REC12	REC13	REC14	REC15	REC16	REC17	REC18	REC19	REC20
0.	0.0	0.0	0.0	0.0	0.0	0.0	0.0	0.0	0.0	0.0	0.0	0.0	0.0	0.0	0.0	0.0	0.0	0.0	0.0	0.0
10.	0.0	0.0	0.0	0.0	0.0	0.0	0.0	0.0	0.0	0.0	0.0	0.0	0.0	0.0	0.0	0.0	0.0	0.0	0.0	0.0
20.	0.0	0.0	0.0	0.0	0.0	0.0	0.0	0.0	0.0	0.0	0.0	0.0	0.0	0.0	0.0	0.0	0.0	0.0	0.0	0.0
30.	0.0	0.0	0.0	0.0	0.0	0.0	0.0	0.0	0.0	0.0	0.0	0.0	0.0	0.0	0.0	0.0	0.0	0.0	0.0	0.0
40.	0.0	0.0	0.0	0.0	0.0	0.0	0.0	0.0	0.0	0.0	0.0	0.0	0.0	0.0	0.0	0.0	0.0	0.0	0.0	0.0
50.	0.0	0.0	0.0	0.0	0.0	0.0	0.0	0.0	0.0	0.0	0.0	0.0	0.0	0.0	0.0	0.0	0.0	0.0	0.0	0.0
60.	0.0	0.0	0.0	0.0	0.0	0.0	0.0	0.0	0.0	0.0	0.0	0.0	0.0	0.0	0.0	0.0	0.0	0.0	0.0	0.0
70.	0.0	0.0	0.0	0.0	0.0	0.0	0.0	0.0	0.0	0.0	0.0	0.0	0.0	0.0	0.0	0.0	0.0	0.0	0.0	0.0
80.	0.0	0.0	0.0	0.0	0.0	0.0	0.0	0.0	0.0	0.0	0.0	0.0	0.0	0.0	0.0	0.0	0.0	0.0	0.0	0.0
90.	0.0	0.0	0.0	0.0	0.0	0.0	0.0	0.0	0.0	0.0	0.0	0.0	0.0	0.0	0.0	0.0	0.0	0.0	0.0	0.0
100.	0.0	0.0	0.0	0.0	0.0	0.0	0.0	0.0	0.0	0.0	0.0	0.0	0.0	0.0	0.0	0.0	0.0	0.0	0.0	0.0
110.	0.0	0.0	0.0	0.0	0.0	0.0	0.0	0.0	0.0	0.0	0.0	0.0	0.0	0.0	0.0	0.0	0.0	0.0	0.0	0.0
120.	0.0	0.0	0.0	0.0	0.0	0.0	0.0	0.0	0.0	0.0	0.0	0.0	0.0	0.0	0.0	0.0	0.0	0.0	0.0	0.0
130.	0.0	0.0	0.0	0.0	0.0	0.0	0.0	0.0	0.0	0.0	0.0	0.0	0.0	0.0	0.0	0.0	0.0	0.0	0.0	0.0
140.	0.0	0.0	0.0	0.0	0.0	0.0	0.0	0.0	0.0	0.0	0.0	0.0	0.0	0.0	0.0	0.0	0.0	0.0	0.0	0.0
150.	0.0	0.0	0.0	0.0	0.0	0.0	0.0	0.0	0.0	0.0	0.0	0.0	0.0	0.0	0.0	0.0	0.0	0.0	0.0	0.0
160.	0.0	0.0	0.0	0.0	0.0	0.0	0.0	0.0	0.0	0.0	0.0	0.0	0.0	0.0	0.0	0.0	0.0	0.0	0.0	0.0
170.	0.0	0.0	0.0	0.0	0.0	0.0	0.0	0.0	0.0	0.0	0.0	0.0	0.0	0.0	0.0	0.0	0.0	0.0	0.0	0.0
180.	0.0	0.0	0.0	0.0	0.0	0.0	0.0	0.0	0.0	0.0	0.0	0.0	0.0	0.0	0.0	0.0	0.0	0.0	0.0	0.0
190.	0.0	0.0	0.0	0.0	0.0	0.0	0.0	0.0	0.0	0.0	0.0	0.0	0.0	0.0	0.0	0.0	0.0	0.0	0.0	0.0
200.	0.0	0.0	0.0	0.0	0.0	0.0	0.0	0.0	0.0	0.0	0.0	0.0	0.0	0.0	0.0	0.0	0.0	0.0	0.0	0.0
210.	0.0	0.0	0.0	0.0	0.0	0.0	0.0	0.0	0.0	0.0	0.0	0.0	0.0	0.0	0.0	0.0	0.0	0.0	0.0	0.0
220.	0.0	0.0	0.0	0.0	0.0	0.0	0.0	0.0	0.0	0.0	0.0	0.0	0.0	0.0	0.0	0.0	0.0	0.0	0.0	0.0
230.	0.0	0.0	0.0	0.0	0.0	0.0	0.0	0.0	0.0	0.0	0.0	0.0	0.0	0.0	0.0	0.0	0.0	0.0	0.0	0.0
240.	0.0	0.0	0.0	0.0	0.0	0.0	0.0	0.0	0.0	0.0	0.0	0.0	0.0	0.0	0.0	0.0	0.0	0.0	0.0	0.0
250.	0.0	0.0	0.0	0.0	0.0	0.0	0.0	0.0	0.0	0.0	0.0	0.0	0.0	0.0	0.0	0.0	0.0	0.0	0.0	0.0
260.	0.0	0.0	0.0	0.0	0.0	0.0	0.0	0.0	0.0	0.0	0.0	0.0	0.0	0.0	0.0	0.0	0.0	0.0	0.0	0.0
270.	0.0	0.0	0.0	0.0	0.0	0.0	0.0	0.0	0.0	0.0	0.0	0.0	0.0	0.0	0.0	0.0	0.0	0.0	0.0	0.0
280.	0.0	0.0	0.0	0.0	0.0	0.0	0.0	0.0	0.0	0.0	0.0	0.0	0.0	0.0	0.0	0.0	0.0	0.0	0.0	0.0

290.	*	0.0	0.0	0.0	0.0	0.0	0.0	0.0	0.0	0.0	0.0	0.0	0.0	0.0	0.0	0.0	0.0	0.0	0.0	0.0	0.0
300.	*	0.0	0.0	0.0	0.0	0.0	0.0	0.0	0.0	0.0	0.0	0.0	0.0	0.0	0.0	0.0	0.0	0.0	0.0	0.0	0.0
310.	*	0.0	0.0	0.0	0.0	0.0	0.0	0.0	0.0	0.0	0.0	0.0	0.0	0.0	0.0	0.0	0.0	0.0	0.0	0.0	0.0
320.	*	0.0	0.0	0.0	0.0	0.0	0.0	0.0	0.0	0.0	0.0	0.0	0.0	0.0	0.0	0.0	0.0	0.0	0.0	0.0	0.0
330.	*	0.0	0.0	0.0	0.0	0.0	0.0	0.0	0.0	0.0	0.0	0.0	0.0	0.0	0.0	0.0	0.0	0.0	0.0	0.0	0.0
340.	*	0.0	0.0	0.0	0.0	0.0	0.0	0.0	0.0	0.0	0.0	0.0	0.0	0.0	0.0	0.0	0.0	0.0	0.0	0.0	0.0
350.	*	0.0	0.0	0.0	0.0	0.0	0.0	0.0	0.0	0.0	0.0	0.0	0.0	0.0	0.0	0.0	0.0	0.0	0.0	0.0	0.0
360.	*	0.0	0.0	0.0	0.0	0.0	0.0	0.0	0.0	0.0	0.0	0.0	0.0	0.0	0.0	0.0	0.0	0.0	0.0	0.0	0.0
MAX	*	0.0	0.0	0.0	0.0	0.0	0.0	0.0	0.0	0.0	0.0	0.0	0.0	0.0	0.0	0.0	0.0	0.0	0.0	0.0	0.0
DEGR.	*	0	0	0	0	0	0	0	0	0	0	0	0	0	0	0	0	0	0	0	0

JOB: SR101L&75thAveTI (2040 Build) RUN: 2040 Build 75th Ave TI AM

MODEL RESULTS

REMARKS : In search of the angle corresponding to the maximum concentration, only the first angle, of the angles with same maximum concentrations, is indicated as maximum.

WIND ANGLE RANGE: 0.-360.

WIND ANGLE (DEGR)	* CONCENTRATION (PPM) REC21	REC22	REC23	REC24	REC25	REC26	REC27	REC28	REC29	REC30	REC31	REC32	REC33	REC34	REC35	REC36	REC37	REC38	REC39	REC40
0.	* 0.0	0.0	0.0	0.0	0.0	0.0	0.0	0.0	0.0	0.0	0.0	0.0	0.0	0.0	0.0	0.0	0.0	0.0	0.0	0.0
10.	* 0.0	0.0	0.0	0.0	0.0	0.0	0.0	0.0	0.0	0.0	0.0	0.0	0.0	0.0	0.0	0.0	0.0	0.0	0.0	0.0
20.	* 0.0	0.0	0.0	0.0	0.0	0.0	0.0	0.0	0.0	0.0	0.0	0.0	0.0	0.0	0.0	0.0	0.0	0.0	0.0	0.0
30.	* 0.0	0.0	0.0	0.0	0.0	0.0	0.0	0.0	0.0	0.0	0.0	0.0	0.0	0.0	0.0	0.0	0.0	0.0	0.0	0.0
40.	* 0.0	0.0	0.0	0.0	0.0	0.0	0.0	0.0	0.0	0.0	0.0	0.0	0.0	0.0	0.0	0.0	0.0	0.0	0.0	0.0
50.	* 0.0	0.0	0.0	0.0	0.0	0.0	0.0	0.0	0.0	0.0	0.0	0.0	0.0	0.0	0.0	0.0	0.0	0.0	0.0	0.0
60.	* 0.0	0.0	0.0	0.0	0.0	0.0	0.0	0.0	0.0	0.0	0.0	0.0	0.0	0.0	0.0	0.0	0.0	0.0	0.0	0.0
70.	* 0.0	0.0	0.0	0.0	0.0	0.0	0.0	0.0	0.0	0.0	0.0	0.0	0.0	0.0	0.0	0.0	0.0	0.1	0.0	0.0
80.	* 0.0	0.0	0.0	0.0	0.0	0.0	0.0	0.0	0.0	0.0	0.0	0.0	0.0	0.0	0.0	0.0	0.0	0.1	0.0	0.0
90.	* 0.0	0.0	0.0	0.0	0.0	0.0	0.0	0.0	0.0	0.0	0.0	0.0	0.0	0.0	0.0	0.0	0.0	0.0	0.0	0.0
100.	* 0.0	0.0	0.0	0.0	0.0	0.0	0.0	0.0	0.0	0.0	0.0	0.0	0.0	0.0	0.0	0.0	0.0	0.0	0.0	0.0
110.	* 0.0	0.0	0.0	0.0	0.0	0.0	0.0	0.0	0.0	0.0	0.0	0.0	0.0	0.0	0.0	0.0	0.0	0.0	0.0	0.0
120.	* 0.0	0.0	0.0	0.0	0.0	0.0	0.0	0.0	0.0	0.0	0.0	0.0	0.0	0.0	0.0	0.0	0.0	0.0	0.0	0.0
130.	* 0.0	0.0	0.0	0.0	0.0	0.0	0.0	0.0	0.0	0.0	0.0	0.0	0.0	0.0	0.0	0.0	0.0	0.0	0.0	0.0
140.	* 0.0	0.0	0.0	0.0	0.0	0.0	0.0	0.0	0.0	0.0	0.0	0.0	0.0	0.0	0.0	0.0	0.0	0.0	0.0	0.0
150.	* 0.0	0.0	0.0	0.0	0.0	0.0	0.0	0.0	0.0	0.0	0.0	0.0	0.0	0.0	0.0	0.0	0.0	0.0	0.0	0.0
160.	* 0.0	0.0	0.0	0.0	0.0	0.0	0.0	0.0	0.0	0.0	0.0	0.0	0.0	0.0	0.0	0.0	0.0	0.0	0.0	0.0
170.	* 0.0	0.0	0.0	0.0	0.0	0.0	0.0	0.0	0.0	0.0	0.0	0.0	0.0	0.0	0.0	0.0	0.0	0.0	0.0	0.0

180.	*	0.0	0.0	0.0	0.0	0.0	0.0	0.0	0.0	0.0	0.0	0.0	0.0	0.0	0.0	0.0	0.0	0.0	0.0	0.0	0.0
190.	*	0.0	0.0	0.0	0.0	0.0	0.0	0.0	0.0	0.0	0.0	0.0	0.0	0.0	0.0	0.0	0.0	0.0	0.0	0.0	0.0
200.	*	0.0	0.0	0.0	0.0	0.0	0.0	0.0	0.0	0.0	0.0	0.0	0.0	0.0	0.0	0.0	0.0	0.0	0.0	0.0	0.0
210.	*	0.0	0.0	0.0	0.0	0.0	0.0	0.0	0.0	0.0	0.0	0.0	0.0	0.0	0.0	0.0	0.0	0.0	0.0	0.0	0.0
220.	*	0.0	0.0	0.0	0.0	0.0	0.0	0.0	0.0	0.0	0.0	0.0	0.0	0.0	0.0	0.0	0.0	0.0	0.0	0.0	0.0
230.	*	0.0	0.0	0.0	0.0	0.0	0.0	0.0	0.0	0.0	0.0	0.0	0.0	0.0	0.0	0.0	0.0	0.0	0.0	0.0	0.0
240.	*	0.0	0.0	0.0	0.0	0.0	0.0	0.0	0.0	0.0	0.0	0.0	0.0	0.0	0.0	0.0	0.0	0.0	0.0	0.0	0.0
250.	*	0.0	0.0	0.0	0.0	0.0	0.0	0.0	0.0	0.0	0.0	0.0	0.0	0.0	0.0	0.0	0.0	0.0	0.0	0.0	0.0
260.	*	0.0	0.0	0.0	0.0	0.0	0.0	0.0	0.0	0.0	0.0	0.0	0.0	0.0	0.0	0.0	0.0	0.0	0.0	0.0	0.0
270.	*	0.0	0.0	0.0	0.0	0.0	0.0	0.0	0.0	0.0	0.0	0.0	0.0	0.0	0.0	0.0	0.0	0.0	0.0	0.0	0.0
280.	*	0.0	0.0	0.0	0.0	0.0	0.0	0.0	0.0	0.0	0.0	0.0	0.0	0.0	0.0	0.0	0.0	0.0	0.0	0.0	0.0
290.	*	0.0	0.0	0.0	0.0	0.0	0.0	0.0	0.0	0.0	0.0	0.0	0.0	0.0	0.0	0.0	0.0	0.0	0.0	0.0	0.0
300.	*	0.0	0.0	0.0	0.0	0.0	0.0	0.0	0.0	0.0	0.0	0.0	0.0	0.0	0.0	0.0	0.0	0.0	0.0	0.0	0.0
310.	*	0.0	0.0	0.0	0.0	0.0	0.0	0.0	0.0	0.0	0.0	0.0	0.0	0.0	0.0	0.0	0.0	0.0	0.0	0.0	0.0
320.	*	0.0	0.0	0.0	0.0	0.0	0.0	0.0	0.0	0.0	0.0	0.0	0.0	0.0	0.0	0.0	0.0	0.0	0.0	0.0	0.0
330.	*	0.0	0.0	0.0	0.0	0.0	0.0	0.0	0.0	0.0	0.0	0.0	0.0	0.0	0.0	0.0	0.0	0.0	0.0	0.0	0.0
340.	*	0.0	0.0	0.0	0.0	0.0	0.0	0.0	0.0	0.0	0.0	0.0	0.0	0.0	0.0	0.0	0.0	0.0	0.0	0.0	0.0
350.	*	0.0	0.0	0.0	0.0	0.0	0.0	0.0	0.0	0.0	0.0	0.0	0.0	0.0	0.0	0.0	0.0	0.0	0.0	0.0	0.0
360.	*	0.0	0.0	0.0	0.0	0.0	0.0	0.0	0.0	0.0	0.0	0.0	0.0	0.0	0.0	0.0	0.0	0.0	0.0	0.0	0.0
MAX	*	0.0	0.0	0.0	0.0	0.0	0.0	0.0	0.0	0.0	0.0	0.0	0.0	0.0	0.0	0.0	0.0	0.1	0.0	0.0	
DEGR.	*	0	0	0	0	0	0	0	0	0	0	0	0	0	0	0	0	70	0	0	

JOB: SR101L&75thAveTI (2040 Build) RUN: 2040 Build 75th Ave TI AM

MODEL RESULTS

REMARKS : In search of the angle corresponding to the maximum concentration, only the first angle, of the angles with same maximum concentrations, is indicated as maximum.

WIND ANGLE RANGE: 0.-360.

WIND ANGLE (DEGR)	*	CONCENTRATION (PPM) REC41	REC42	REC43	REC44	REC45	REC46
0.	*	0.0	0.0	0.0	0.0	0.0	0.0
10.	*	0.0	0.0	0.0	0.0	0.0	0.0
20.	*	0.0	0.0	0.0	0.0	0.0	0.0
30.	*	0.0	0.0	0.0	0.0	0.0	0.0
40.	*	0.0	0.0	0.0	0.0	0.0	0.0
50.	*	0.0	0.0	0.0	0.0	0.0	0.0
60.	*	0.0	0.0	0.0	0.0	0.0	0.0

```
 70.  *   0.0   0.0   0.0   0.0   0.0   0.0
 80.  *   0.0   0.0   0.0   0.0   0.0   0.0
 90.  *   0.0   0.0   0.0   0.0   0.0   0.0
100.  *   0.0   0.0   0.0   0.0   0.0   0.0
110.  *   0.0   0.0   0.0   0.0   0.0   0.0
120.  *   0.0   0.0   0.0   0.0   0.0   0.0
130.  *   0.0   0.0   0.0   0.0   0.0   0.0
140.  *   0.0   0.0   0.0   0.0   0.0   0.0
150.  *   0.0   0.0   0.0   0.0   0.0   0.0
160.  *   0.0   0.0   0.0   0.0   0.0   0.0
170.  *   0.0   0.0   0.0   0.0   0.0   0.0
180.  *   0.0   0.0   0.0   0.0   0.0   0.0
190.  *   0.0   0.0   0.0   0.0   0.0   0.0
200.  *   0.0   0.0   0.0   0.0   0.0   0.0
210.  *   0.0   0.0   0.0   0.0   0.0   0.0
220.  *   0.0   0.0   0.0   0.0   0.0   0.0
230.  *   0.0   0.0   0.0   0.0   0.0   0.0
240.  *   0.0   0.0   0.0   0.0   0.0   0.0
250.  *   0.0   0.0   0.0   0.0   0.0   0.0
260.  *   0.0   0.0   0.0   0.0   0.0   0.0
270.  *   0.0   0.0   0.0   0.0   0.0   0.0
280.  *   0.0   0.0   0.0   0.0   0.0   0.0
290.  *   0.0   0.0   0.0   0.0   0.0   0.0
300.  *   0.0   0.0   0.0   0.0   0.0   0.0
310.  *   0.0   0.0   0.0   0.0   0.0   0.0
320.  *   0.0   0.0   0.0   0.0   0.0   0.0
330.  *   0.0   0.0   0.0   0.0   0.0   0.0
340.  *   0.0   0.0   0.0   0.0   0.0   0.0
350.  *   0.0   0.0   0.0   0.0   0.0   0.0
360.  *   0.0   0.0   0.0   0.0   0.0   0.0
------*-----------------------------------
MAX   *   0.0   0.0   0.0   0.0   0.0   0.0
DEGR. *    0     0     0     0     0     0

THE HIGHEST CONCENTRATION OF    0.10 PPM OCCURRED AT RECEPTOR REC38.
```


JOB: SR101L&75thAveTI (2040 Build) RUN: 2040 Build 75th Ave TI AM

DATE : 8/24/21
TIME : 13:38:59

RECEPTOR - LINK MATRIX FOR THE ANGLE PRODUCING
THE MAXIMUM CONCENTRATION FOR EACH RECEPTOR

```
    *    CO/LINK  (PPM)
    *    ANGLE (DEGREES)
```

LINK #	REC1 0 0	REC2 0	REC3 0	REC4 0	REC5 0	REC6 0	REC7 0	REC8 0	REC9 0	REC10 0	REC11 0	REC12 0	REC13 0	REC14 0	REC15 0	REC16 0	REC17 0	REC18 0	REC19 0	REC20
1	0.0	0.0	0.0	0.0	0.0	0.0	0.0	0.0	0.0	0.0	0.0	0.0	0.0	0.0	0.0	0.0	0.0	0.0	0.0	0.0
2	0.0	0.0	0.0	0.0	0.0	0.0	0.0	0.0	0.0	0.0	0.0	0.0	0.0	0.0	0.0	0.0	0.0	0.0	0.0	0.0
3	0.0	0.0	0.0	0.0	0.0	0.0	0.0	0.0	0.0	0.0	0.0	0.0	0.0	0.0	0.0	0.0	0.0	0.0	0.0	0.0
4	0.0	0.0	0.0	0.0	0.0	0.0	0.0	0.0	0.0	0.0	0.0	0.0	0.0	0.0	0.0	0.0	0.0	0.0	0.0	0.0
5	0.0	0.0	0.0	0.0	0.0	0.0	0.0	0.0	0.0	0.0	0.0	0.0	0.0	0.0	0.0	0.0	0.0	0.0	0.0	0.0
6	0.0	0.0	0.0	0.0	0.0	0.0	0.0	0.0	0.0	0.0	0.0	0.0	0.0	0.0	0.0	0.0	0.0	0.0	0.0	0.0
7	0.0	0.0	0.0	0.0	0.0	0.0	0.0	0.0	0.0	0.0	0.0	0.0	0.0	0.0	0.0	0.0	0.0	0.0	0.0	0.0
8	0.0	0.0	0.0	0.0	0.0	0.0	0.0	0.0	0.0	0.0	0.0	0.0	0.0	0.0	0.0	0.0	0.0	0.0	0.0	0.0
9	0.0	0.0	0.0	0.0	0.0	0.0	0.0	0.0	0.0	0.0	0.0	0.0	0.0	0.0	0.0	0.0	0.0	0.0	0.0	0.0
10	0.0	0.0	0.0	0.0	0.0	0.0	0.0	0.0	0.0	0.0	0.0	0.0	0.0	0.0	0.0	0.0	0.0	0.0	0.0	0.0
11	0.0	0.0	0.0	0.0	0.0	0.0	0.0	0.0	0.0	0.0	0.0	0.0	0.0	0.0	0.0	0.0	0.0	0.0	0.0	0.0
12	0.0	0.0	0.0	0.0	0.0	0.0	0.0	0.0	0.0	0.0	0.0	0.0	0.0	0.0	0.0	0.0	0.0	0.0	0.0	0.0
13	0.0	0.0	0.0	0.0	0.0	0.0	0.0	0.0	0.0	0.0	0.0	0.0	0.0	0.0	0.0	0.0	0.0	0.0	0.0	0.0
14	0.0	0.0	0.0	0.0	0.0	0.0	0.0	0.0	0.0	0.0	0.0	0.0	0.0	0.0	0.0	0.0	0.0	0.0	0.0	0.0
15	0.0	0.0	0.0	0.0	0.0	0.0	0.0	0.0	0.0	0.0	0.0	0.0	0.0	0.0	0.0	0.0	0.0	0.0	0.0	0.0
16	0.0	0.0	0.0	0.0	0.0	0.0	0.0	0.0	0.0	0.0	0.0	0.0	0.0	0.0	0.0	0.0	0.0	0.0	0.0	0.0
17	0.0	0.0	0.0	0.0	0.0	0.0	0.0	0.0	0.0	0.0	0.0	0.0	0.0	0.0	0.0	0.0	0.0	0.0	0.0	0.0
18	0.0	0.0	0.0	0.0	0.0	0.0	0.0	0.0	0.0	0.0	0.0	0.0	0.0	0.0	0.0	0.0	0.0	0.0	0.0	0.0
19	0.0	0.0	0.0	0.0	0.0	0.0	0.0	0.0	0.0	0.0	0.0	0.0	0.0	0.0	0.0	0.0	0.0	0.0	0.0	0.0
20	0.0	0.0	0.0	0.0	0.0	0.0	0.0	0.0	0.0	0.0	0.0	0.0	0.0	0.0	0.0	0.0	0.0	0.0	0.0	0.0
21	0.0	0.0	0.0	0.0	0.0	0.0	0.0	0.0	0.0	0.0	0.0	0.0	0.0	0.0	0.0	0.0	0.0	0.0	0.0	0.0
22	0.0	0.0	0.0	0.0	0.0	0.0	0.0	0.0	0.0	0.0	0.0	0.0	0.0	0.0	0.0	0.0	0.0	0.0	0.0	0.0
23	0.0	0.0	0.0	0.0	0.0	0.0	0.0	0.0	0.0	0.0	0.0	0.0	0.0	0.0	0.0	0.0	0.0	0.0	0.0	0.0
24	0.0	0.0	0.0	0.0	0.0	0.0	0.0	0.0	0.0	0.0	0.0	0.0	0.0	0.0	0.0	0.0	0.0	0.0	0.0	0.0
25	0.0	0.0	0.0	0.0	0.0	0.0	0.0	0.0	0.0	0.0	0.0	0.0	0.0	0.0	0.0	0.0	0.0	0.0	0.0	0.0
26	0.0	0.0	0.0	0.0	0.0	0.0	0.0	0.0	0.0	0.0	0.0	0.0	0.0	0.0	0.0	0.0	0.0	0.0	0.0	0.0
27	0.0	0.0	0.0	0.0	0.0	0.0	0.0	0.0	0.0	0.0	0.0	0.0	0.0	0.0	0.0	0.0	0.0	0.0	0.0	0.0
28	0.0	0.0	0.0	0.0	0.0	0.0	0.0	0.0	0.0	0.0	0.0	0.0	0.0	0.0	0.0	0.0	0.0	0.0	0.0	0.0
29	0.0	0.0	0.0	0.0	0.0	0.0	0.0	0.0	0.0	0.0	0.0	0.0	0.0	0.0	0.0	0.0	0.0	0.0	0.0	0.0
30	0.0	0.0	0.0	0.0	0.0	0.0	0.0	0.0	0.0	0.0	0.0	0.0	0.0	0.0	0.0	0.0	0.0	0.0	0.0	0.0
31	0.0	0.0	0.0	0.0	0.0	0.0	0.0	0.0	0.0	0.0	0.0	0.0	0.0	0.0	0.0	0.0	0.0	0.0	0.0	0.0
32	0.0	0.0	0.0	0.0	0.0	0.0	0.0	0.0	0.0	0.0	0.0	0.0	0.0	0.0	0.0	0.0	0.0	0.0	0.0	0.0
33	0.0	0.0	0.0	0.0	0.0	0.0	0.0	0.0	0.0	0.0	0.0	0.0	0.0	0.0	0.0	0.0	0.0	0.0	0.0	0.0
34	0.0	0.0	0.0	0.0	0.0	0.0	0.0	0.0	0.0	0.0	0.0	0.0	0.0	0.0	0.0	0.0	0.0	0.0	0.0	0.0
35	0.0	0.0	0.0	0.0	0.0	0.0	0.0	0.0	0.0	0.0	0.0	0.0	0.0	0.0	0.0	0.0	0.0	0.0	0.0	0.0
36	0.0	0.0	0.0	0.0	0.0	0.0	0.0	0.0	0.0	0.0	0.0	0.0	0.0	0.0	0.0	0.0	0.0	0.0	0.0	0.0
37	0.0	0.0	0.0	0.0	0.0	0.0	0.0	0.0	0.0	0.0	0.0	0.0	0.0	0.0	0.0	0.0	0.0	0.0	0.0	0.0
38	0.0	0.0	0.0	0.0	0.0	0.0	0.0	0.0	0.0	0.0	0.0	0.0	0.0	0.0	0.0	0.0	0.0	0.0	0.0	0.0
39	0.0	0.0	0.0	0.0	0.0	0.0	0.0	0.0	0.0	0.0	0.0	0.0	0.0	0.0	0.0	0.0	0.0	0.0	0.0	0.0

JOB: SR101L&75thAveTI (2040 Build) RUN: 2040 Build 75th Ave TI AM

DATE : 8/24/21
TIME : 13:38:59

RECEPTOR - LINK MATRIX FOR THE ANGLE PRODUCING
THE MAXIMUM CONCENTRATION FOR EACH RECEPTOR

CO/LINK (PPM)
ANGLE (DEGREES)

LINK #	REC21	REC22	REC23	REC24	REC25	REC26	REC27	REC28	REC29	REC30	REC31	REC32	REC33	REC34	REC35	REC36	REC37	REC38	REC39	REC40
	0 0	0	0	0	0	0	0	0	0	0	0	0	0	0	0	0	70	0	0	
1	0.0	0.0	0.0	0.0	0.0	0.0	0.0	0.0	0.0	0.0	0.0	0.0	0.0	0.0	0.0	0.0	0.0	0.0	0.0	0.0
2	0.0	0.0	0.0	0.0	0.0	0.0	0.0	0.0	0.0	0.0	0.0	0.0	0.0	0.0	0.0	0.0	0.0	0.0	0.0	0.0
3	0.0	0.0	0.0	0.0	0.0	0.0	0.0	0.0	0.0	0.0	0.0	0.0	0.0	0.0	0.0	0.0	0.0	0.1	0.0	0.0
4	0.0	0.0	0.0	0.0	0.0	0.0	0.0	0.0	0.0	0.0	0.0	0.0	0.0	0.0	0.0	0.0	0.0	0.0	0.0	0.0
5	0.0	0.0	0.0	0.0	0.0	0.0	0.0	0.0	0.0	0.0	0.0	0.0	0.0	0.0	0.0	0.0	0.0	0.0	0.0	0.0
6	0.0	0.0	0.0	0.0	0.0	0.0	0.0	0.0	0.0	0.0	0.0	0.0	0.0	0.0	0.0	0.0	0.0	0.0	0.0	0.0
7	0.0	0.0	0.0	0.0	0.0	0.0	0.0	0.0	0.0	0.0	0.0	0.0	0.0	0.0	0.0	0.0	0.0	0.0	0.0	0.0
8	0.0	0.0	0.0	0.0	0.0	0.0	0.0	0.0	0.0	0.0	0.0	0.0	0.0	0.0	0.0	0.0	0.0	0.0	0.0	0.0
9	0.0	0.0	0.0	0.0	0.0	0.0	0.0	0.0	0.0	0.0	0.0	0.0	0.0	0.0	0.0	0.0	0.0	0.0	0.0	0.0
10	0.0	0.0	0.0	0.0	0.0	0.0	0.0	0.0	0.0	0.0	0.0	0.0	0.0	0.0	0.0	0.0	0.0	0.0	0.0	0.0
11	0.0	0.0	0.0	0.0	0.0	0.0	0.0	0.0	0.0	0.0	0.0	0.0	0.0	0.0	0.0	0.0	0.0	0.0	0.0	0.0
12	0.0	0.0	0.0	0.0	0.0	0.0	0.0	0.0	0.0	0.0	0.0	0.0	0.0	0.0	0.0	0.0	0.0	0.0	0.0	0.0
13	0.0	0.0	0.0	0.0	0.0	0.0	0.0	0.0	0.0	0.0	0.0	0.0	0.0	0.0	0.0	0.0	0.0	0.0	0.0	0.0
14	0.0	0.0	0.0	0.0	0.0	0.0	0.0	0.0	0.0	0.0	0.0	0.0	0.0	0.0	0.0	0.0	0.0	0.0	0.0	0.0
15	0.0	0.0	0.0	0.0	0.0	0.0	0.0	0.0	0.0	0.0	0.0	0.0	0.0	0.0	0.0	0.0	0.0	0.0	0.0	0.0
16	0.0	0.0	0.0	0.0	0.0	0.0	0.0	0.0	0.0	0.0	0.0	0.0	0.0	0.0	0.0	0.0	0.0	0.0	0.0	0.0
17	0.0	0.0	0.0	0.0	0.0	0.0	0.0	0.0	0.0	0.0	0.0	0.0	0.0	0.0	0.0	0.0	0.0	0.0	0.0	0.0
18	0.0	0.0	0.0	0.0	0.0	0.0	0.0	0.0	0.0	0.0	0.0	0.0	0.0	0.0	0.0	0.0	0.0	0.0	0.0	0.0
19	0.0	0.0	0.0	0.0	0.0	0.0	0.0	0.0	0.0	0.0	0.0	0.0	0.0	0.0	0.0	0.0	0.0	0.0	0.0	0.0
20	0.0	0.0	0.0	0.0	0.0	0.0	0.0	0.0	0.0	0.0	0.0	0.0	0.0	0.0	0.0	0.0	0.0	0.0	0.0	0.0
21	0.0	0.0	0.0	0.0	0.0	0.0	0.0	0.0	0.0	0.0	0.0	0.0	0.0	0.0	0.0	0.0	0.0	0.0	0.0	0.0
22	0.0	0.0	0.0	0.0	0.0	0.0	0.0	0.0	0.0	0.0	0.0	0.0	0.0	0.0	0.0	0.0	0.0	0.0	0.0	0.0
23	0.0	0.0	0.0	0.0	0.0	0.0	0.0	0.0	0.0	0.0	0.0	0.0	0.0	0.0	0.0	0.0	0.0	0.0	0.0	0.0
24	0.0	0.0	0.0	0.0	0.0	0.0	0.0	0.0	0.0	0.0	0.0	0.0	0.0	0.0	0.0	0.0	0.0	0.0	0.0	0.0
25	0.0	0.0	0.0	0.0	0.0	0.0	0.0	0.0	0.0	0.0	0.0	0.0	0.0	0.0	0.0	0.0	0.0	0.0	0.0	0.0
26	0.0	0.0	0.0	0.0	0.0	0.0	0.0	0.0	0.0	0.0	0.0	0.0	0.0	0.0	0.0	0.0	0.0	0.0	0.0	0.0
27	0.0	0.0	0.0	0.0	0.0	0.0	0.0	0.0	0.0	0.0	0.0	0.0	0.0	0.0	0.0	0.0	0.0	0.0	0.0	0.0
28	0.0	0.0	0.0	0.0	0.0	0.0	0.0	0.0	0.0	0.0	0.0	0.0	0.0	0.0	0.0	0.0	0.0	0.0	0.0	0.0
29	0.0	0.0	0.0	0.0	0.0	0.0	0.0	0.0	0.0	0.0	0.0	0.0	0.0	0.0	0.0	0.0	0.0	0.0	0.0	0.0
30	0.0	0.0	0.0	0.0	0.0	0.0	0.0	0.0	0.0	0.0	0.0	0.0	0.0	0.0	0.0	0.0	0.0	0.0	0.0	0.0
31	0.0	0.0	0.0	0.0	0.0	0.0	0.0	0.0	0.0	0.0	0.0	0.0	0.0	0.0	0.0	0.0	0.0	0.0	0.0	0.0
32	0.0	0.0	0.0	0.0	0.0	0.0	0.0	0.0	0.0	0.0	0.0	0.0	0.0	0.0	0.0	0.0	0.0	0.0	0.0	0.0
33	0.0	0.0	0.0	0.0	0.0	0.0	0.0	0.0	0.0	0.0	0.0	0.0	0.0	0.0	0.0	0.0	0.0	0.0	0.0	0.0
34	0.0	0.0	0.0	0.0	0.0	0.0	0.0	0.0	0.0	0.0	0.0	0.0	0.0	0.0	0.0	0.0	0.0	0.0	0.0	0.0
35	0.0	0.0	0.0	0.0	0.0	0.0	0.0	0.0	0.0	0.0	0.0	0.0	0.0	0.0	0.0	0.0	0.0	0.0	0.0	0.0
36	0.0	0.0	0.0	0.0	0.0	0.0	0.0	0.0	0.0	0.0	0.0	0.0	0.0	0.0	0.0	0.0	0.0	0.0	0.0	0.0
37	0.0	0.0	0.0	0.0	0.0	0.0	0.0	0.0	0.0	0.0	0.0	0.0	0.0	0.0	0.0	0.0	0.0	0.0	0.0	0.0

```
   38  *   0.0   0.0   0.0   0.0   0.0   0.0   0.0   0.0   0.0   0.0   0.0   0.0   0.0   0.0   0.0   0.0   0.0   0.0   0.0   0.0
   39  *   0.0   0.0   0.0   0.0   0.0   0.0   0.0   0.0   0.0   0.0   0.0   0.0   0.0   0.0   0.0   0.0   0.0   0.0   0.0   0.0
                                                                                                                   PAGE  9
   JOB: SR101L&75thAveTI (2040 Build)                        RUN: 2040 Build 75th Ave TI AM

   DATE :  8/24/21
   TIME : 13:38:59


   RECEPTOR - LINK MATRIX FOR THE ANGLE PRODUCING
   THE MAXIMUM CONCENTRATION FOR EACH RECEPTOR

       *    CO/LINK  (PPM)
       *    ANGLE (DEGREES)
       *  REC41 REC42 REC43 REC44 REC45 REC46
 LINK # *  0  0     0     0     0     0
-------*-----------------------------------
    1  *   0.0   0.0   0.0   0.0   0.0   0.0
    2  *   0.0   0.0   0.0   0.0   0.0   0.0
    3  *   0.0   0.0   0.0   0.0   0.0   0.0
    4  *   0.0   0.0   0.0   0.0   0.0   0.0
    5  *   0.0   0.0   0.0   0.0   0.0   0.0
    6  *   0.0   0.0   0.0   0.0   0.0   0.0
    7  *   0.0   0.0   0.0   0.0   0.0   0.0
    8  *   0.0   0.0   0.0   0.0   0.0   0.0
    9  *   0.0   0.0   0.0   0.0   0.0   0.0
   10  *   0.0   0.0   0.0   0.0   0.0   0.0
   11  *   0.0   0.0   0.0   0.0   0.0   0.0
   12  *   0.0   0.0   0.0   0.0   0.0   0.0
   13  *   0.0   0.0   0.0   0.0   0.0   0.0
   14  *   0.0   0.0   0.0   0.0   0.0   0.0
   15  *   0.0   0.0   0.0   0.0   0.0   0.0
   16  *   0.0   0.0   0.0   0.0   0.0   0.0
   17  *   0.0   0.0   0.0   0.0   0.0   0.0
   18  *   0.0   0.0   0.0   0.0   0.0   0.0
   19  *   0.0   0.0   0.0   0.0   0.0   0.0
   20  *   0.0   0.0   0.0   0.0   0.0   0.0
   21  *   0.0   0.0   0.0   0.0   0.0   0.0
   22  *   0.0   0.0   0.0   0.0   0.0   0.0
   23  *   0.0   0.0   0.0   0.0   0.0   0.0
   24  *   0.0   0.0   0.0   0.0   0.0   0.0
   25  *   0.0   0.0   0.0   0.0   0.0   0.0
   26  *   0.0   0.0   0.0   0.0   0.0   0.0
   27  *   0.0   0.0   0.0   0.0   0.0   0.0
   28  *   0.0   0.0   0.0   0.0   0.0   0.0
   29  *   0.0   0.0   0.0   0.0   0.0   0.0
   30  *   0.0   0.0   0.0   0.0   0.0   0.0
```

```
31  *   0.0   0.0   0.0   0.0   0.0   0.0
32  *   0.0   0.0   0.0   0.0   0.0   0.0
33  *   0.0   0.0   0.0   0.0   0.0   0.0
34  *   0.0   0.0   0.0   0.0   0.0   0.0
35  *   0.0   0.0   0.0   0.0   0.0   0.0
36  *   0.0   0.0   0.0   0.0   0.0   0.0
37  *   0.0   0.0   0.0   0.0   0.0   0.0
38  *   0.0   0.0   0.0   0.0   0.0   0.0
39  *   0.0   0.0   0.0   0.0   0.0   0.0
```

CAL3QHC: LINE SOURCE DISPERSION MODEL - VERSION 2.0 Dated 95221 PAGE 1

JOB: SR101L&75thAveTI (2040 Build) RUN: 2040 Build 75th Ave TI AM

DATE : 8/24/21
TIME : 13:39:19

The MODE flag has been set to C for calculating CO averages.

SITE & METEOROLOGICAL VARIABLES

VS = 0.0 CM/S VD = 0.0 CM/S Z0 = 108. CM
U = 1.0 M/S CLAS = 4 (D) ATIM = 60. MINUTES MIXH = 1000. M AMB = 0.0 PPM

LINK VARIABLES

LINK DESCRIPTION	LINK COORDINATES (FT) X1	Y1	X2	Y2	LENGTH (FT)	BRG (DEG)	TYPE	VPH	EF (G/MI)	H (FT)	W (FT)	V/C	QUEUE (VEH)
1. 1_SR101_EB_ML_S1	606176.4	970428.2	607239.4	970720.6	1102.	75.	DP	6695.	0.4	-10.0	80.0		
2. 2_SR101_EB_ML_S2	607239.4	970720.6	607929.6	970768.0	692.	86.	DP	6695.	0.5	-20.0	80.0		
3. 3_SR101_EB_ML_S3	607929.6	970768.0	609252.3	970723.4	1323.	92.	DP	6695.	0.7	-10.0	80.0		
4. 4_SR101_WB_ML_S1	607228.2	970808.5	606141.2	970532.5	1121.	256.	DP	4630.	0.4	-10.0	80.0		
5. 5_SR101_WB_ML_S2	607930.8	970840.8	607228.2	970808.5	703.	267.	DP	4630.	0.5	-20.0	80.0		
6. 6_SR101_WB_ML_S3	609253.5	970792.1	607930.8	970840.8	1324.	272.	DP	4630.	0.8	-10.0	80.0		
7. 7_EB_75th_Ave_offram	606192.6	970388.8	606889.6	970563.9	719.	76.	AG	292.	0.7	0.0	32.0		
8. 8_EB_75th_Ave_offram	606889.6	970563.9	607692.5	970592.7	803.	88.	AG	292.	0.7	0.0	44.0		
9. 9_EB_75th Ave offram	607592.2	970581.3	607650.5	970512.1	91.	140.	AG	0.	0.5	0.0	32.0		
10. 10_75th_Ave_NB_to_EB	607743.1	970527.5	607820.8	970582.4	95.	55.	AG	218.	0.5	0.0	32.0		
11. 11_EB_frontage_road	608169.2	970585.4	609241.8	970558.7	1073.	91.	AG	241.	0.6	0.0	44.0		
12. 12_EB_75th_Ave_onram	607689.5	970592.8	608169.4	970595.2	480.	90.	AG	1521.	0.5	0.0	56.0		
13. 13_EB_75th_Ave_onram	608169.3	970611.1	609249.7	970677.2	1082.	86.	AG	1280.	0.9	0.0	44.0		
14. 14_WB_75th_Ave_offra	609250.9	970841.0	608282.4	970977.2	978.	278.	AG	1031.	0.9	0.0	32.0		
15. 15_WB_frontage_road_	609250.6	970931.9	608287.7	971009.5	966.	275.	AG	350.	0.6	0.0	32.0		
16. 16_WB_frontage_road_	608287.7	971009.5	607705.2	971011.9	583.	270.	AG	350.	0.7	0.0	44.0		
17. 17_WB_75th_Ave_offra	608282.4	970977.2	607705.4	971007.5	578.	273.	AG	1031.	0.8	0.0	32.0		
18. 18_WB_75th_Ave_offra	607813.8	971031.4	607733.0	971088.9	99.	305.	AG	356.	0.6	0.0	32.0		
19. 19_WB_75th_Ave_onram	607647.1	971086.4	607592.2	971017.2	88.	218.	AG	182.	0.5	0.0	32.0		
20. 20_WB_frontage_road_	607614.3	971010.0	607165.5	970955.9	452.	263.	AG	561.	0.6	0.0	44.0		
21. 21_WB_frontage_road_	607165.5	970955.9	606135.2	970621.3	1083.	252.	AG	561.	0.6	0.0	44.0		
22. 22_WB_ML_to_frontage	607932.2	970870.3	607036.9	970869.3	895.	270.	DP	861.	1.0	-20.0	32.0		
23. 23_WB_ML_to_frontage	607036.9	970869.3	606138.1	970614.5	934.	254.	DP	861.	1.0	-10.0	32.0		
24. 24_SB_75th_Ave_S1	607668.2	971708.4	607672.2	971035.7	673.	180.	AG	1781.	0.9	0.0	56.0		
25. 25_SB_75th_Ave_S2	607672.2	971035.7	607660.8	970566.2	470.	181.	BR	2241.	1.0	0.0	68.0		
26. 26_SB_75th_Ave_S3	607660.8	970566.2	607667.9	969913.9	652.	179.	AG	762.	0.6	0.0	44.0		
27. 27_SB_75th_Ave_left	607685.3	970672.4	607759.2	970595.7	106.	136.	AG	1479.	0.6	0.0	44.0		
28. 28_NB_75th_Ave_S1	607715.6	969916.3	607719.3	970565.2	649.	0.	AG	592.	0.6	0.0	44.0		

29.	29_NB_75th_Ave_S2	* 607719.3	970565.2	607725.8	971035.7 *	471.	1.	BR	667.	0.6	0.0	56.0		
30.	30_NB_75th_Ave_S3	* 607725.8	971035.7	607726.5	971704.9 *	669.	0.	AG	1144.	0.7	0.0	44.0		
31.	31_NB_75th_Ave_left	* 607708.3	970946.8	607613.1	971013.1 *	116.	305.	AG	91.	0.5	0.0	32.0		
32.	32_EB_75th_offramp_Q	* 607629.1	970592.3	607596.3	970592.5 *	33.	272.	AG	3.	100.0	0.0	36.0	0.14	1.7
33.	33_WB_75th_offramp_Q	* 607764.8	971016.4	607896.8	971011.8 *	132.	92.	AG	4.	100.0	0.0	48.0	0.37	6.7
34.	34_SB_75th_Ave_Queue	* 607668.1	971075.0	607651.4	971932.9 *	858.	359.	AG	5.	100.0	0.0	36.0	1.07	43.6
35.	35T_SB_75th_Ave_brid	* 607674.2	970632.4	607674.4	970707.4 *	75.	0.	BR	1.	100.0	0.0	24.0	0.31	3.8
36.	35L_SB_75th_Ave_brid	* 607686.0	970674.3	607690.9	972175.1 *	1501.	0.	BR	3.	100.0	0.0	24.0	1.17	76.2
37.	36T_NB_75th_Ave_brid	* 607727.4	970946.6	607726.2	970819.1 *	128.	181.	BR	2.	100.0	0.0	24.0	0.31	6.5
38.	36L_NB_75th_Ave_brid	* 607708.5	970926.8	607706.2	970468.1 *	459.	180.	BR	2.	100.0	0.0	12.0	1.61	23.3
39.	37_NB_75th_Ave_Queue	* 607720.5	970521.9	607718.2	970422.6 *	99.	181.	AG	8.	100.0	0.0	48.0	0.81	5.0

JOB: SR101L&75thAveTI (2040 Build) RUN: 2040 Build 75th Ave TI AM

DATE : 8/24/21
TIME : 13:39:19

ADDITIONAL QUEUE LINK PARAMETERS

LINK DESCRIPTION	CYCLE LENGTH (SEC)	RED TIME (SEC)	CLEARANCE LOST TIME (SEC)	APPROACH VOL (VPH)	SATURATION FLOW RATE (VPH)	IDLE EM FAC (gm/hr)	SIGNAL TYPE	ARRIVAL RATE
32. 32_EB_75th_offramp_Q*	140	62	5.0	292	1338	0.92	2	3
33. 33_WB_75th_offramp_Q*	185	70	5.0	1381	1600	0.92	2	3
34. 34_SB_75th_Ave_Queue*	185	117	5.0	1781	1676	0.92	2	3
35. 35T_SB_75th_Ave_brid*	140	36	5.0	762	1780	0.92	2	3
36. 35L_SB_75th_Ave_brid*	140	82	5.0	1479	1730	0.92	2	3
37. 36T_NB_75th_Ave_brid*	185	81	5.0	577	1780	0.92	2	3
38. 36L_NB_75th_Ave_brid*	185	163	5.0	90	700	0.92	2	3
39. 37_NB_75th_Ave_Queue*	140	117	5.0	591	1590	0.92	2	3

RECEPTOR LOCATIONS

RECEPTOR	COORDINATES (FT) X	Y	Z
1. R47	607637.2	969951.7	5.9
2. R48	607638.1	970033.7	5.9
3. R49	607636.0	970115.9	5.9
4. R50	607636.8	970197.9	5.9
5. R51	607637.6	970280.0	5.9
6. R52	607636.8	970361.4	5.9
7. R53	607626.7	970441.8	5.9
8. R54	607628.0	970523.8	5.9
9. R55	607621.4	970631.3	5.9
10. R56	607546.8	970535.6	5.9

11. R57	*	607464.8	970535.0	5.9 *
12. R58	*	607382.8	970534.5	5.9 *
13. R59	*	607300.8	970533.9	5.9 *
14. R60	*	607218.8	970533.2	5.9 *
15. R61	*	607136.8	970532.7	5.9 *
16. R62	*	607054.8	970532.1	5.9 *
17. R63	*	606973.5	970521.7	5.9 *
18. R64	*	606893.8	970502.5	5.9 *
19. R65	*	606814.1	970483.3	5.9 *
20. R66	*	606734.3	970464.1	5.9 *
21. R67	*	606654.6	970445.0	5.9 *
22. R68	*	606574.9	970425.7	5.9 *
23. R69	*	606495.2	970406.5	5.9 *
24. R70	*	606415.4	970387.4	5.9 *
25. R71	*	607631.6	971630.7	5.9 *
26. R72	*	607630.3	971548.7	5.9 *
27. R73	*	607629.0	971466.7	5.9 *
28. R74	*	607627.8	971384.7	5.9 *
29. R75	*	607627.2	971302.8	5.9 *
30. R76	*	607626.8	971220.8	5.9 *
31. R77	*	607625.1	971139.0	5.9 *
32. R78	*	607608.8	971058.6	5.9 *
33. R79	*	607555.2	971180.1	5.9 *
34. R80	*	607475.3	971161.6	5.9 *
35. R81	*	607395.7	971141.9	5.9 *
36. R82	*	607316.1	971122.2	5.9 *
37. R83	*	607236.5	971102.5	5.9 *

JOB: SR101L&75thAveTI (2040 Build) RUN: 2040 Build 75th Ave TI AM

DATE : 8/24/21
TIME : 13:39:19

RECEPTOR LOCATIONS

RECEPTOR	*	COORDINATES (FT) X	Y	Z *
38. R84	*	607157.0	971082.8	5.9 *
39. R85	*	607077.3	971063.0	5.9 *
40. R86	*	606997.8	971043.3	5.9 *
41. R87	*	606918.1	971023.6	5.9 *
42. R88	*	606838.5	971003.9	5.9 *
43. R89	*	606758.9	970984.2	5.9 *
44. R90	*	606679.9	970962.1	5.9 *
45. R91	*	606604.4	970930.2	5.9 *

```
    46. R92                  *    606528.9   970898.3        5.9   *
    47. R93                  *    606453.4   970866.4        5.9   *
    48. R94                  *    606378.5   970832.9        5.9   *
                                                                                                                                PAGE  4
     JOB: SR101L&75thAveTI (2040 Build)                        RUN: 2040 Build 75th Ave TI AM

      MODEL RESULTS
      -------------

      REMARKS : In search of the angle corresponding to
                the maximum concentration, only the first
                angle, of the angles with same maximum
                concentrations, is indicated as maximum.

WIND ANGLE RANGE:   0.-360.

WIND  * CONCENTRATION
ANGLE *      (PPM)
(DEGR)* REC1  REC2  REC3  REC4  REC5  REC6  REC7  REC8  REC9  REC10 REC11 REC12 REC13 REC14 REC15 REC16 REC17 REC18 REC19 REC20
------*-----------------------------------------------------------------------------------------------------------------------
  0.  *   0.0   0.0   0.0   0.0   0.0   0.0   0.0   0.1   0.1   0.0   0.0   0.0   0.0   0.0   0.0   0.0   0.0   0.0   0.0   0.0
 10.  *   0.0   0.0   0.0   0.0   0.0   0.0   0.0   0.1   0.1   0.0   0.0   0.0   0.0   0.0   0.0   0.0   0.0   0.0   0.0   0.0
 20.  *   0.0   0.0   0.0   0.0   0.0   0.0   0.0   0.1   0.1   0.0   0.0   0.0   0.0   0.0   0.0   0.0   0.0   0.0   0.0   0.0
 30.  *   0.0   0.0   0.0   0.0   0.0   0.0   0.0   0.1   0.1   0.0   0.0   0.0   0.0   0.0   0.0   0.0   0.0   0.0   0.0   0.0
 40.  *   0.0   0.0   0.0   0.0   0.0   0.0   0.0   0.0   0.1   0.0   0.0   0.0   0.0   0.0   0.0   0.0   0.0   0.0   0.0   0.0
 50.  *   0.0   0.0   0.0   0.0   0.0   0.0   0.0   0.0   0.1   0.0   0.0   0.0   0.0   0.0   0.0   0.0   0.0   0.0   0.0   0.0
 60.  *   0.0   0.0   0.0   0.0   0.0   0.0   0.0   0.0   0.1   0.0   0.0   0.0   0.0   0.0   0.0   0.0   0.0   0.0   0.0   0.0
 70.  *   0.0   0.0   0.0   0.0   0.0   0.0   0.0   0.0   0.1   0.0   0.0   0.0   0.0   0.0   0.0   0.0   0.0   0.0   0.0   0.0
 80.  *   0.0   0.0   0.0   0.0   0.0   0.0   0.0   0.0   0.2   0.0   0.0   0.0   0.0   0.0   0.0   0.0   0.0   0.0   0.0   0.0
 90.  *   0.0   0.0   0.0   0.0   0.0   0.0   0.0   0.0   0.1   0.0   0.0   0.0   0.0   0.0   0.0   0.0   0.0   0.0   0.0   0.0
100.  *   0.0   0.0   0.0   0.0   0.0   0.0   0.0   0.0   0.1   0.0   0.0   0.0   0.0   0.0   0.0   0.0   0.0   0.0   0.0   0.0
110.  *   0.0   0.0   0.0   0.0   0.0   0.0   0.0   0.0   0.1   0.0   0.0   0.0   0.0   0.0   0.0   0.0   0.0   0.0   0.0   0.0
120.  *   0.0   0.0   0.0   0.0   0.0   0.0   0.0   0.0   0.1   0.0   0.0   0.0   0.0   0.0   0.0   0.0   0.0   0.0   0.0   0.0
130.  *   0.0   0.0   0.0   0.0   0.0   0.0   0.0   0.0   0.1   0.0   0.0   0.0   0.0   0.0   0.0   0.0   0.0   0.0   0.0   0.0
140.  *   0.0   0.0   0.0   0.0   0.0   0.0   0.0   0.0   0.1   0.0   0.0   0.0   0.0   0.0   0.0   0.0   0.0   0.0   0.0   0.0
150.  *   0.0   0.0   0.0   0.0   0.0   0.0   0.0   0.0   0.0   0.0   0.0   0.0   0.0   0.0   0.0   0.0   0.0   0.0   0.0   0.0
160.  *   0.0   0.0   0.0   0.0   0.0   0.0   0.0   0.0   0.0   0.0   0.0   0.0   0.0   0.0   0.0   0.0   0.0   0.0   0.0   0.0
170.  *   0.0   0.0   0.0   0.0   0.0   0.0   0.0   0.0   0.0   0.0   0.0   0.0   0.0   0.0   0.0   0.0   0.0   0.0   0.0   0.0
180.  *   0.0   0.0   0.0   0.0   0.0   0.0   0.0   0.0   0.0   0.0   0.0   0.0   0.0   0.0   0.0   0.0   0.0   0.0   0.0   0.0
190.  *   0.0   0.0   0.0   0.0   0.0   0.0   0.0   0.0   0.0   0.0   0.0   0.0   0.0   0.0   0.0   0.0   0.0   0.0   0.0   0.0
200.  *   0.0   0.0   0.0   0.0   0.0   0.0   0.0   0.0   0.0   0.0   0.0   0.0   0.0   0.0   0.0   0.0   0.0   0.0   0.0   0.0
210.  *   0.0   0.0   0.0   0.0   0.0   0.0   0.0   0.0   0.0   0.0   0.0   0.0   0.0   0.0   0.0   0.0   0.0   0.0   0.0   0.0
220.  *   0.0   0.0   0.0   0.0   0.0   0.0   0.0   0.0   0.0   0.0   0.0   0.0   0.0   0.0   0.0   0.0   0.0   0.0   0.0   0.0
230.  *   0.0   0.0   0.0   0.0   0.0   0.0   0.0   0.0   0.0   0.0   0.0   0.0   0.0   0.0   0.0   0.0   0.0   0.0   0.0   0.0
240.  *   0.0   0.0   0.0   0.0   0.0   0.0   0.0   0.0   0.0   0.0   0.0   0.0   0.0   0.0   0.0   0.0   0.0   0.0   0.0   0.0
250.  *   0.0   0.0   0.0   0.0   0.0   0.0   0.0   0.0   0.0   0.0   0.0   0.0   0.0   0.0   0.0   0.0   0.0   0.0   0.0   0.0
260.  *   0.0   0.0   0.0   0.0   0.0   0.0   0.0   0.0   0.0   0.0   0.0   0.0   0.0   0.0   0.0   0.0   0.0   0.0   0.0   0.0
```

270.	*	0.0	0.0	0.0	0.0	0.0	0.0	0.0	0.0	0.0	0.0	0.0	0.0	0.0	0.0	0.0	0.0	0.0	0.0	0.0	0.0
280.	*	0.0	0.0	0.0	0.0	0.0	0.0	0.0	0.0	0.0	0.0	0.0	0.0	0.0	0.0	0.0	0.0	0.0	0.0	0.0	0.0
290.	*	0.0	0.0	0.0	0.0	0.0	0.0	0.0	0.0	0.0	0.0	0.0	0.0	0.0	0.0	0.0	0.0	0.0	0.0	0.0	0.0
300.	*	0.0	0.0	0.0	0.0	0.0	0.0	0.0	0.0	0.0	0.0	0.0	0.0	0.0	0.0	0.0	0.0	0.0	0.0	0.0	0.0
310.	*	0.0	0.0	0.0	0.0	0.0	0.0	0.0	0.0	0.0	0.0	0.0	0.0	0.0	0.0	0.0	0.0	0.0	0.0	0.0	0.0
320.	*	0.0	0.0	0.0	0.0	0.0	0.0	0.0	0.0	0.0	0.0	0.0	0.0	0.0	0.0	0.0	0.0	0.0	0.0	0.0	0.0
330.	*	0.0	0.0	0.0	0.0	0.0	0.0	0.0	0.0	0.0	0.0	0.0	0.0	0.0	0.0	0.0	0.0	0.0	0.0	0.0	0.0
340.	*	0.0	0.0	0.0	0.0	0.0	0.0	0.0	0.0	0.0	0.0	0.0	0.0	0.0	0.0	0.0	0.0	0.0	0.0	0.0	0.0
350.	*	0.0	0.0	0.0	0.0	0.0	0.0	0.0	0.0	0.0	0.0	0.0	0.0	0.0	0.0	0.0	0.0	0.0	0.0	0.0	0.0
360.	*	0.0	0.0	0.0	0.0	0.0	0.0	0.0	0.1	0.1	0.0	0.0	0.0	0.0	0.0	0.0	0.0	0.0	0.0	0.0	0.0
MAX	*	0.0	0.0	0.0	0.0	0.0	0.0	0.0	0.1	0.2	0.0	0.0	0.0	0.0	0.0	0.0	0.0	0.0	0.0	0.0	0.0
DEGR.	*	0	0	0	0	0	0	0	0	80	0	0	0	0	0	0	0	0	0	0	0

JOB: SR101L&75thAveTI (2040 Build) RUN: 2040 Build 75th Ave TI AM

MODEL RESULTS

REMARKS : In search of the angle corresponding to the maximum concentration, only the first angle, of the angles with same maximum concentrations, is indicated as maximum.

WIND ANGLE RANGE: 0.-360.

WIND ANGLE (DEGR)	*	CONCENTRATION (PPM) REC21	REC22	REC23	REC24	REC25	REC26	REC27	REC28	REC29	REC30	REC31	REC32	REC33	REC34	REC35	REC36	REC37	REC38	REC39	REC40
0.	*	0.0	0.0	0.0	0.0	0.0	0.0	0.0	0.0	0.0	0.0	0.0	0.0	0.0	0.0	0.0	0.0	0.0	0.0	0.0	0.0
10.	*	0.0	0.0	0.0	0.0	0.0	0.0	0.0	0.0	0.1	0.1	0.1	0.0	0.0	0.0	0.0	0.0	0.0	0.0	0.0	0.0
20.	*	0.0	0.0	0.0	0.0	0.0	0.1	0.1	0.1	0.1	0.1	0.1	0.0	0.0	0.0	0.0	0.0	0.0	0.0	0.0	0.0
30.	*	0.0	0.0	0.0	0.0	0.0	0.1	0.1	0.1	0.1	0.1	0.1	0.0	0.0	0.0	0.0	0.0	0.0	0.0	0.0	0.0
40.	*	0.0	0.0	0.0	0.0	0.0	0.1	0.1	0.1	0.1	0.1	0.0	0.0	0.0	0.0	0.0	0.0	0.0	0.0	0.0	0.0
50.	*	0.0	0.0	0.0	0.0	0.0	0.0	0.0	0.0	0.0	0.0	0.0	0.0	0.0	0.0	0.0	0.0	0.0	0.0	0.0	0.0
60.	*	0.0	0.0	0.0	0.0	0.0	0.0	0.0	0.0	0.0	0.0	0.0	0.0	0.0	0.0	0.0	0.0	0.0	0.0	0.0	0.0
70.	*	0.0	0.0	0.0	0.0	0.0	0.0	0.0	0.0	0.0	0.0	0.0	0.0	0.0	0.0	0.0	0.0	0.0	0.0	0.0	0.0
80.	*	0.0	0.0	0.0	0.0	0.0	0.0	0.0	0.0	0.0	0.0	0.0	0.0	0.0	0.0	0.0	0.0	0.0	0.0	0.0	0.0
90.	*	0.0	0.0	0.0	0.0	0.0	0.0	0.0	0.0	0.0	0.0	0.0	0.0	0.0	0.0	0.0	0.0	0.0	0.0	0.0	0.0
100.	*	0.0	0.0	0.0	0.0	0.0	0.0	0.0	0.0	0.0	0.0	0.0	0.0	0.0	0.0	0.0	0.0	0.0	0.0	0.0	0.0
110.	*	0.0	0.0	0.0	0.0	0.0	0.0	0.0	0.0	0.0	0.0	0.0	0.0	0.0	0.0	0.0	0.0	0.0	0.0	0.0	0.0
120.	*	0.0	0.0	0.0	0.0	0.0	0.0	0.0	0.0	0.0	0.0	0.0	0.0	0.0	0.0	0.0	0.0	0.0	0.0	0.0	0.0
130.	*	0.0	0.0	0.0	0.0	0.1	0.1	0.0	0.0	0.0	0.0	0.0	0.0	0.0	0.0	0.0	0.0	0.0	0.0	0.0	0.0
140.	*	0.0	0.0	0.0	0.0	0.1	0.1	0.1	0.1	0.1	0.0	0.0	0.0	0.0	0.0	0.0	0.0	0.0	0.0	0.0	0.0
150.	*	0.0	0.0	0.0	0.0	0.1	0.1	0.1	0.1	0.1	0.1	0.0	0.1	0.0	0.0	0.0	0.0	0.0	0.0	0.0	0.0

160.	*	0.0	0.0	0.0	0.0	0.1	0.1	0.1	0.1	0.1	0.0	0.0	0.1	0.0	0.0	0.0	0.0	0.0	0.0	0.0	0.0
170.	*	0.0	0.0	0.0	0.0	0.1	0.1	0.1	0.0	0.0	0.0	0.1	0.1	0.0	0.0	0.0	0.0	0.0	0.0	0.0	0.0
180.	*	0.0	0.0	0.0	0.0	0.0	0.0	0.0	0.0	0.0	0.0	0.0	0.0	0.0	0.0	0.0	0.0	0.0	0.0	0.0	0.0
190.	*	0.0	0.0	0.0	0.0	0.0	0.0	0.0	0.0	0.0	0.0	0.0	0.0	0.0	0.0	0.0	0.0	0.0	0.0	0.0	0.0
200.	*	0.0	0.0	0.0	0.0	0.0	0.0	0.0	0.0	0.0	0.0	0.0	0.0	0.0	0.0	0.0	0.0	0.0	0.0	0.0	0.0
210.	*	0.0	0.0	0.0	0.0	0.0	0.0	0.0	0.0	0.0	0.0	0.0	0.0	0.0	0.0	0.0	0.0	0.0	0.0	0.0	0.0
220.	*	0.0	0.0	0.0	0.0	0.0	0.0	0.0	0.0	0.0	0.0	0.0	0.0	0.0	0.0	0.0	0.0	0.0	0.0	0.0	0.0
230.	*	0.0	0.0	0.0	0.0	0.0	0.0	0.0	0.0	0.0	0.0	0.0	0.0	0.0	0.0	0.0	0.0	0.0	0.0	0.0	0.0
240.	*	0.0	0.0	0.0	0.0	0.0	0.0	0.0	0.0	0.0	0.0	0.0	0.0	0.0	0.0	0.0	0.0	0.0	0.0	0.0	0.0
250.	*	0.0	0.0	0.0	0.0	0.0	0.0	0.0	0.0	0.0	0.0	0.0	0.0	0.0	0.0	0.0	0.0	0.0	0.0	0.0	0.0
260.	*	0.0	0.0	0.0	0.0	0.0	0.0	0.0	0.0	0.0	0.0	0.0	0.0	0.0	0.0	0.0	0.0	0.0	0.0	0.0	0.0
270.	*	0.0	0.0	0.0	0.0	0.0	0.0	0.0	0.0	0.0	0.0	0.0	0.0	0.0	0.0	0.0	0.0	0.0	0.0	0.0	0.0
280.	*	0.0	0.0	0.0	0.0	0.0	0.0	0.0	0.0	0.0	0.0	0.0	0.0	0.0	0.0	0.0	0.0	0.0	0.0	0.0	0.0
290.	*	0.0	0.0	0.0	0.0	0.0	0.0	0.0	0.0	0.0	0.0	0.0	0.0	0.0	0.0	0.0	0.0	0.0	0.0	0.0	0.0
300.	*	0.0	0.0	0.0	0.0	0.0	0.0	0.0	0.0	0.0	0.0	0.0	0.0	0.0	0.0	0.0	0.0	0.0	0.0	0.0	0.0
310.	*	0.0	0.0	0.0	0.0	0.0	0.0	0.0	0.0	0.0	0.0	0.0	0.0	0.0	0.0	0.0	0.0	0.0	0.0	0.0	0.0
320.	*	0.0	0.0	0.0	0.0	0.0	0.0	0.0	0.0	0.0	0.0	0.0	0.0	0.0	0.0	0.0	0.0	0.0	0.0	0.0	0.0
330.	*	0.0	0.0	0.0	0.0	0.0	0.0	0.0	0.0	0.0	0.0	0.0	0.0	0.0	0.0	0.0	0.0	0.0	0.0	0.0	0.0
340.	*	0.0	0.0	0.0	0.0	0.0	0.0	0.0	0.0	0.0	0.0	0.0	0.0	0.0	0.0	0.0	0.0	0.0	0.0	0.0	0.0
350.	*	0.0	0.0	0.0	0.0	0.0	0.0	0.0	0.0	0.0	0.0	0.0	0.0	0.0	0.0	0.0	0.0	0.0	0.0	0.0	0.0
360.	*	0.0	0.0	0.0	0.0	0.0	0.0	0.0	0.0	0.0	0.0	0.0	0.0	0.0	0.0	0.0	0.0	0.0	0.0	0.0	0.0
MAX	*	0.0	0.0	0.0	0.0	0.1	0.1	0.1	0.1	0.1	0.1	0.1	0.1	0.0	0.0	0.0	0.0	0.0	0.0	0.0	0.0
DEGR.	*	0	0	0	0	130	20	20	20	10	10	10	150	0	0	0	0	0	0	0	0

JOB: SR101L&75thAveTI (2040 Build) RUN: 2040 Build 75th Ave TI AM

MODEL RESULTS

REMARKS : In search of the angle corresponding to the maximum concentration, only the first angle, of the angles with same maximum concentrations, is indicated as maximum.

WIND ANGLE RANGE: 0.-360.

WIND ANGLE (DEGR)	*	CONCENTRATION (PPM) REC41	REC42	REC43	REC44	REC45	REC46	REC47	REC48
0.	*	0.0	0.0	0.0	0.0	0.0	0.0	0.0	0.0
10.	*	0.0	0.0	0.0	0.0	0.0	0.0	0.0	0.0
20.	*	0.0	0.0	0.0	0.0	0.0	0.0	0.0	0.0
30.	*	0.0	0.0	0.0	0.0	0.0	0.0	0.0	0.0
40.	*	0.0	0.0	0.0	0.0	0.0	0.0	0.0	0.0

```
 50.  *   0.0   0.0   0.0   0.0   0.0   0.0   0.0   0.0
 60.  *   0.0   0.0   0.0   0.0   0.0   0.0   0.0   0.0
 70.  *   0.0   0.0   0.0   0.0   0.0   0.0   0.0   0.0
 80.  *   0.0   0.0   0.0   0.0   0.0   0.0   0.0   0.0
 90.  *   0.0   0.0   0.0   0.0   0.0   0.0   0.0   0.0
100.  *   0.0   0.0   0.0   0.0   0.0   0.0   0.0   0.0
110.  *   0.0   0.0   0.0   0.0   0.0   0.0   0.0   0.0
120.  *   0.0   0.0   0.0   0.0   0.0   0.0   0.0   0.0
130.  *   0.0   0.0   0.0   0.0   0.0   0.0   0.0   0.0
140.  *   0.0   0.0   0.0   0.0   0.0   0.0   0.0   0.0
150.  *   0.0   0.0   0.0   0.0   0.0   0.0   0.0   0.0
160.  *   0.0   0.0   0.0   0.0   0.0   0.0   0.0   0.0
170.  *   0.0   0.0   0.0   0.0   0.0   0.0   0.0   0.0
180.  *   0.0   0.0   0.0   0.0   0.0   0.0   0.0   0.0
190.  *   0.0   0.0   0.0   0.0   0.0   0.0   0.0   0.0
200.  *   0.0   0.0   0.0   0.0   0.0   0.0   0.0   0.0
210.  *   0.0   0.0   0.0   0.0   0.0   0.0   0.0   0.0
220.  *   0.0   0.0   0.0   0.0   0.0   0.0   0.0   0.0
230.  *   0.0   0.0   0.0   0.0   0.0   0.0   0.0   0.0
240.  *   0.0   0.0   0.0   0.0   0.0   0.0   0.0   0.0
250.  *   0.0   0.0   0.0   0.0   0.0   0.0   0.0   0.0
260.  *   0.0   0.0   0.0   0.0   0.0   0.0   0.0   0.0
270.  *   0.0   0.0   0.0   0.0   0.0   0.0   0.0   0.0
280.  *   0.0   0.0   0.0   0.0   0.0   0.0   0.0   0.0
290.  *   0.0   0.0   0.0   0.0   0.0   0.0   0.0   0.0
300.  *   0.0   0.0   0.0   0.0   0.0   0.0   0.0   0.0
310.  *   0.0   0.0   0.0   0.0   0.0   0.0   0.0   0.0
320.  *   0.0   0.0   0.0   0.0   0.0   0.0   0.0   0.0
330.  *   0.0   0.0   0.0   0.0   0.0   0.0   0.0   0.0
340.  *   0.0   0.0   0.0   0.0   0.0   0.0   0.0   0.0
350.  *   0.0   0.0   0.0   0.0   0.0   0.0   0.0   0.0
360.  *   0.0   0.0   0.0   0.0   0.0   0.0   0.0   0.0
------*-----------------------------------------------
MAX   *   0.0   0.0   0.0   0.0   0.0   0.0   0.0   0.0
DEGR. *    0     0     0     0     0     0     0     0

THE HIGHEST CONCENTRATION OF    0.20 PPM OCCURRED AT RECEPTOR REC9 .
```


JOB: SR101L&75thAveTI (2040 Build) RUN: 2040 Build 75th Ave TI AM

DATE : 8/24/21
TIME : 13:39:19

RECEPTOR - LINK MATRIX FOR THE ANGLE PRODUCING
THE MAXIMUM CONCENTRATION FOR EACH RECEPTOR

CO/LINK (PPM)
ANGLE (DEGREES)

LINK #	REC1 0 0	REC2 0	REC3 0	REC4 0	REC5 0	REC6 0	REC7 0	REC8 80	REC9 0	REC10 0	REC11 0	REC12 0	REC13 0	REC14 0	REC15 0	REC16 0	REC17 0	REC18 0	REC19 0	REC20
1	0.0	0.0	0.0	0.0	0.0	0.0	0.0	0.0	0.0	0.0	0.0	0.0	0.0	0.0	0.0	0.0	0.0	0.0	0.0	0.0
2	0.0	0.0	0.0	0.0	0.0	0.0	0.0	0.0	0.0	0.0	0.0	0.0	0.0	0.0	0.0	0.0	0.0	0.0	0.0	0.0
3	0.0	0.0	0.0	0.0	0.0	0.0	0.0	0.0	0.1	0.0	0.0	0.0	0.0	0.0	0.0	0.0	0.0	0.0	0.0	0.0
4	0.0	0.0	0.0	0.0	0.0	0.0	0.0	0.0	0.0	0.0	0.0	0.0	0.0	0.0	0.0	0.0	0.0	0.0	0.0	0.0
5	0.0	0.0	0.0	0.0	0.0	0.0	0.0	0.0	0.0	0.0	0.0	0.0	0.0	0.0	0.0	0.0	0.0	0.0	0.0	0.0
6	0.0	0.0	0.0	0.0	0.0	0.0	0.0	0.0	0.0	0.0	0.0	0.0	0.0	0.0	0.0	0.0	0.0	0.0	0.0	0.0
7	0.0	0.0	0.0	0.0	0.0	0.0	0.0	0.0	0.0	0.0	0.0	0.0	0.0	0.0	0.0	0.0	0.0	0.0	0.0	0.0
8	0.0	0.0	0.0	0.0	0.0	0.0	0.0	0.0	0.0	0.0	0.0	0.0	0.0	0.0	0.0	0.0	0.0	0.0	0.0	0.0
9	0.0	0.0	0.0	0.0	0.0	0.0	0.0	0.0	0.0	0.0	0.0	0.0	0.0	0.0	0.0	0.0	0.0	0.0	0.0	0.0
10	0.0	0.0	0.0	0.0	0.0	0.0	0.0	0.0	0.0	0.0	0.0	0.0	0.0	0.0	0.0	0.0	0.0	0.0	0.0	0.0
11	0.0	0.0	0.0	0.0	0.0	0.0	0.0	0.0	0.0	0.0	0.0	0.0	0.0	0.0	0.0	0.0	0.0	0.0	0.0	0.0
12	0.0	0.0	0.0	0.0	0.0	0.0	0.0	0.0	0.0	0.0	0.0	0.0	0.0	0.0	0.0	0.0	0.0	0.0	0.0	0.0
13	0.0	0.0	0.0	0.0	0.0	0.0	0.0	0.0	0.0	0.0	0.0	0.0	0.0	0.0	0.0	0.0	0.0	0.0	0.0	0.0
14	0.0	0.0	0.0	0.0	0.0	0.0	0.0	0.0	0.0	0.0	0.0	0.0	0.0	0.0	0.0	0.0	0.0	0.0	0.0	0.0
15	0.0	0.0	0.0	0.0	0.0	0.0	0.0	0.0	0.0	0.0	0.0	0.0	0.0	0.0	0.0	0.0	0.0	0.0	0.0	0.0
16	0.0	0.0	0.0	0.0	0.0	0.0	0.0	0.0	0.0	0.0	0.0	0.0	0.0	0.0	0.0	0.0	0.0	0.0	0.0	0.0
17	0.0	0.0	0.0	0.0	0.0	0.0	0.0	0.0	0.0	0.0	0.0	0.0	0.0	0.0	0.0	0.0	0.0	0.0	0.0	0.0
18	0.0	0.0	0.0	0.0	0.0	0.0	0.0	0.0	0.0	0.0	0.0	0.0	0.0	0.0	0.0	0.0	0.0	0.0	0.0	0.0
19	0.0	0.0	0.0	0.0	0.0	0.0	0.0	0.0	0.0	0.0	0.0	0.0	0.0	0.0	0.0	0.0	0.0	0.0	0.0	0.0
20	0.0	0.0	0.0	0.0	0.0	0.0	0.0	0.0	0.0	0.0	0.0	0.0	0.0	0.0	0.0	0.0	0.0	0.0	0.0	0.0
21	0.0	0.0	0.0	0.0	0.0	0.0	0.0	0.0	0.0	0.0	0.0	0.0	0.0	0.0	0.0	0.0	0.0	0.0	0.0	0.0
22	0.0	0.0	0.0	0.0	0.0	0.0	0.0	0.0	0.0	0.0	0.0	0.0	0.0	0.0	0.0	0.0	0.0	0.0	0.0	0.0
23	0.0	0.0	0.0	0.0	0.0	0.0	0.0	0.0	0.0	0.0	0.0	0.0	0.0	0.0	0.0	0.0	0.0	0.0	0.0	0.0
24	0.0	0.0	0.0	0.0	0.0	0.0	0.0	0.0	0.0	0.0	0.0	0.0	0.0	0.0	0.0	0.0	0.0	0.0	0.0	0.0
25	0.0	0.0	0.0	0.0	0.0	0.0	0.0	0.1	0.1	0.0	0.0	0.0	0.0	0.0	0.0	0.0	0.0	0.0	0.0	0.0
26	0.0	0.0	0.0	0.0	0.0	0.0	0.0	0.0	0.0	0.0	0.0	0.0	0.0	0.0	0.0	0.0	0.0	0.0	0.0	0.0
27	0.0	0.0	0.0	0.0	0.0	0.0	0.0	0.0	0.0	0.0	0.0	0.0	0.0	0.0	0.0	0.0	0.0	0.0	0.0	0.0
28	0.0	0.0	0.0	0.0	0.0	0.0	0.0	0.0	0.0	0.0	0.0	0.0	0.0	0.0	0.0	0.0	0.0	0.0	0.0	0.0
29	0.0	0.0	0.0	0.0	0.0	0.0	0.0	0.0	0.0	0.0	0.0	0.0	0.0	0.0	0.0	0.0	0.0	0.0	0.0	0.0
30	0.0	0.0	0.0	0.0	0.0	0.0	0.0	0.0	0.0	0.0	0.0	0.0	0.0	0.0	0.0	0.0	0.0	0.0	0.0	0.0
31	0.0	0.0	0.0	0.0	0.0	0.0	0.0	0.0	0.0	0.0	0.0	0.0	0.0	0.0	0.0	0.0	0.0	0.0	0.0	0.0
32	0.0	0.0	0.0	0.0	0.0	0.0	0.0	0.0	0.0	0.0	0.0	0.0	0.0	0.0	0.0	0.0	0.0	0.0	0.0	0.0
33	0.0	0.0	0.0	0.0	0.0	0.0	0.0	0.0	0.0	0.0	0.0	0.0	0.0	0.0	0.0	0.0	0.0	0.0	0.0	0.0
34	0.0	0.0	0.0	0.0	0.0	0.0	0.0	0.0	0.0	0.0	0.0	0.0	0.0	0.0	0.0	0.0	0.0	0.0	0.0	0.0
35	0.0	0.0	0.0	0.0	0.0	0.0	0.0	0.0	0.0	0.0	0.0	0.0	0.0	0.0	0.0	0.0	0.0	0.0	0.0	0.0
36	0.0	0.0	0.0	0.0	0.0	0.0	0.0	0.0	0.0	0.0	0.0	0.0	0.0	0.0	0.0	0.0	0.0	0.0	0.0	0.0
37	0.0	0.0	0.0	0.0	0.0	0.0	0.0	0.0	0.0	0.0	0.0	0.0	0.0	0.0	0.0	0.0	0.0	0.0	0.0	0.0
38	0.0	0.0	0.0	0.0	0.0	0.0	0.0	0.0	0.0	0.0	0.0	0.0	0.0	0.0	0.0	0.0	0.0	0.0	0.0	0.0
39	0.0	0.0	0.0	0.0	0.0	0.0	0.0	0.0	0.0	0.0	0.0	0.0	0.0	0.0	0.0	0.0	0.0	0.0	0.0	0.0

DATE : 8/24/21
TIME : 13:39:19

RECEPTOR - LINK MATRIX FOR THE ANGLE PRODUCING
THE MAXIMUM CONCENTRATION FOR EACH RECEPTOR

CO/LINK (PPM)
ANGLE (DEGREES)

LINK #	REC21	REC22	REC23	REC24	REC25	REC26	REC27	REC28	REC29	REC30	REC31	REC32	REC33	REC34	REC35	REC36	REC37	REC38	REC39	REC40
	0 0	0	0	130	20	20	20	10	10	10	150	0	0	0	0	0	0	0	0	
1	0.0	0.0	0.0	0.0	0.0	0.0	0.0	0.0	0.0	0.0	0.0	0.0	0.0	0.0	0.0	0.0	0.0	0.0	0.0	0.0
2	0.0	0.0	0.0	0.0	0.0	0.0	0.0	0.0	0.0	0.0	0.0	0.0	0.0	0.0	0.0	0.0	0.0	0.0	0.0	0.0
3	0.0	0.0	0.0	0.0	0.0	0.0	0.0	0.0	0.0	0.0	0.0	0.0	0.0	0.0	0.0	0.0	0.0	0.0	0.0	0.0
4	0.0	0.0	0.0	0.0	0.0	0.0	0.0	0.0	0.0	0.0	0.0	0.0	0.0	0.0	0.0	0.0	0.0	0.0	0.0	0.0
5	0.0	0.0	0.0	0.0	0.0	0.0	0.0	0.0	0.0	0.0	0.0	0.0	0.0	0.0	0.0	0.0	0.0	0.0	0.0	0.0
6	0.0	0.0	0.0	0.0	0.0	0.0	0.0	0.0	0.0	0.0	0.0	0.0	0.0	0.0	0.0	0.0	0.0	0.0	0.0	0.0
7	0.0	0.0	0.0	0.0	0.0	0.0	0.0	0.0	0.0	0.0	0.0	0.0	0.0	0.0	0.0	0.0	0.0	0.0	0.0	0.0
8	0.0	0.0	0.0	0.0	0.0	0.0	0.0	0.0	0.0	0.0	0.0	0.0	0.0	0.0	0.0	0.0	0.0	0.0	0.0	0.0
9	0.0	0.0	0.0	0.0	0.0	0.0	0.0	0.0	0.0	0.0	0.0	0.0	0.0	0.0	0.0	0.0	0.0	0.0	0.0	0.0
10	0.0	0.0	0.0	0.0	0.0	0.0	0.0	0.0	0.0	0.0	0.0	0.0	0.0	0.0	0.0	0.0	0.0	0.0	0.0	0.0
11	0.0	0.0	0.0	0.0	0.0	0.0	0.0	0.0	0.0	0.0	0.0	0.0	0.0	0.0	0.0	0.0	0.0	0.0	0.0	0.0
12	0.0	0.0	0.0	0.0	0.0	0.0	0.0	0.0	0.0	0.0	0.0	0.0	0.0	0.0	0.0	0.0	0.0	0.0	0.0	0.0
13	0.0	0.0	0.0	0.0	0.0	0.0	0.0	0.0	0.0	0.0	0.0	0.0	0.0	0.0	0.0	0.0	0.0	0.0	0.0	0.0
14	0.0	0.0	0.0	0.0	0.0	0.0	0.0	0.0	0.0	0.0	0.0	0.0	0.0	0.0	0.0	0.0	0.0	0.0	0.0	0.0
15	0.0	0.0	0.0	0.0	0.0	0.0	0.0	0.0	0.0	0.0	0.0	0.0	0.0	0.0	0.0	0.0	0.0	0.0	0.0	0.0
16	0.0	0.0	0.0	0.0	0.0	0.0	0.0	0.0	0.0	0.0	0.0	0.0	0.0	0.0	0.0	0.0	0.0	0.0	0.0	0.0
17	0.0	0.0	0.0	0.0	0.0	0.0	0.0	0.0	0.0	0.0	0.0	0.0	0.0	0.0	0.0	0.0	0.0	0.0	0.0	0.0
18	0.0	0.0	0.0	0.0	0.0	0.0	0.0	0.0	0.0	0.0	0.0	0.0	0.0	0.0	0.0	0.0	0.0	0.0	0.0	0.0
19	0.0	0.0	0.0	0.0	0.0	0.0	0.0	0.0	0.0	0.0	0.0	0.0	0.0	0.0	0.0	0.0	0.0	0.0	0.0	0.0
20	0.0	0.0	0.0	0.0	0.0	0.0	0.0	0.0	0.0	0.0	0.0	0.0	0.0	0.0	0.0	0.0	0.0	0.0	0.0	0.0
21	0.0	0.0	0.0	0.0	0.0	0.0	0.0	0.0	0.0	0.0	0.0	0.0	0.0	0.0	0.0	0.0	0.0	0.0	0.0	0.0
22	0.0	0.0	0.0	0.0	0.0	0.0	0.0	0.0	0.0	0.0	0.0	0.0	0.0	0.0	0.0	0.0	0.0	0.0	0.0	0.0
23	0.0	0.0	0.0	0.0	0.0	0.0	0.0	0.0	0.0	0.0	0.0	0.0	0.0	0.0	0.0	0.0	0.0	0.0	0.0	0.0
24	0.0	0.0	0.0	0.0	0.1	0.1	0.1	0.1	0.1	0.1	0.1	0.0	0.0	0.0	0.0	0.0	0.0	0.0	0.0	0.0
25	0.0	0.0	0.0	0.0	0.0	0.0	0.0	0.0	0.0	0.0	0.0	0.1	0.0	0.0	0.0	0.0	0.0	0.0	0.0	0.0
26	0.0	0.0	0.0	0.0	0.0	0.0	0.0	0.0	0.0	0.0	0.0	0.0	0.0	0.0	0.0	0.0	0.0	0.0	0.0	0.0
27	0.0	0.0	0.0	0.0	0.0	0.0	0.0	0.0	0.0	0.0	0.0	0.0	0.0	0.0	0.0	0.0	0.0	0.0	0.0	0.0
28	0.0	0.0	0.0	0.0	0.0	0.0	0.0	0.0	0.0	0.0	0.0	0.0	0.0	0.0	0.0	0.0	0.0	0.0	0.0	0.0
29	0.0	0.0	0.0	0.0	0.0	0.0	0.0	0.0	0.0	0.0	0.0	0.0	0.0	0.0	0.0	0.0	0.0	0.0	0.0	0.0
30	0.0	0.0	0.0	0.0	0.0	0.0	0.0	0.0	0.0	0.0	0.0	0.0	0.0	0.0	0.0	0.0	0.0	0.0	0.0	0.0
31	0.0	0.0	0.0	0.0	0.0	0.0	0.0	0.0	0.0	0.0	0.0	0.0	0.0	0.0	0.0	0.0	0.0	0.0	0.0	0.0
32	0.0	0.0	0.0	0.0	0.0	0.0	0.0	0.0	0.0	0.0	0.0	0.0	0.0	0.0	0.0	0.0	0.0	0.0	0.0	0.0
33	0.0	0.0	0.0	0.0	0.0	0.0	0.0	0.0	0.0	0.0	0.0	0.0	0.0	0.0	0.0	0.0	0.0	0.0	0.0	0.0
34	0.0	0.0	0.0	0.0	0.0	0.0	0.0	0.0	0.0	0.0	0.0	0.0	0.0	0.0	0.0	0.0	0.0	0.0	0.0	0.0
35	0.0	0.0	0.0	0.0	0.0	0.0	0.0	0.0	0.0	0.0	0.0	0.0	0.0	0.0	0.0	0.0	0.0	0.0	0.0	0.0

36	*	0.0	0.0	0.0	0.0	0.0	0.0	0.0	0.0	0.0	0.0	0.0	0.0	0.0	0.0	0.0	0.0	0.0	0.0	0.0	0.0
37	*	0.0	0.0	0.0	0.0	0.0	0.0	0.0	0.0	0.0	0.0	0.0	0.0	0.0	0.0	0.0	0.0	0.0	0.0	0.0	0.0
38	*	0.0	0.0	0.0	0.0	0.0	0.0	0.0	0.0	0.0	0.0	0.0	0.0	0.0	0.0	0.0	0.0	0.0	0.0	0.0	0.0
39	*	0.0	0.0	0.0	0.0	0.0	0.0	0.0	0.0	0.0	0.0	0.0	0.0	0.0	0.0	0.0	0.0	0.0	0.0	0.0	0.0

JOB: SR101L&75thAveTI (2040 Build) RUN: 2040 Build 75th Ave TI AM

DATE : 8/24/21
TIME : 13:39:19

RECEPTOR - LINK MATRIX FOR THE ANGLE PRODUCING
THE MAXIMUM CONCENTRATION FOR EACH RECEPTOR

LINK #	*	CO/LINK (PPM) ANGLE (DEGREES) REC41	REC42	REC43	REC44	REC45	REC46	REC47	REC48
	*	0 0	0	0	0	0	0	0	
1	*	0.0	0.0	0.0	0.0	0.0	0.0	0.0	0.0
2	*	0.0	0.0	0.0	0.0	0.0	0.0	0.0	0.0
3	*	0.0	0.0	0.0	0.0	0.0	0.0	0.0	0.0
4	*	0.0	0.0	0.0	0.0	0.0	0.0	0.0	0.0
5	*	0.0	0.0	0.0	0.0	0.0	0.0	0.0	0.0
6	*	0.0	0.0	0.0	0.0	0.0	0.0	0.0	0.0
7	*	0.0	0.0	0.0	0.0	0.0	0.0	0.0	0.0
8	*	0.0	0.0	0.0	0.0	0.0	0.0	0.0	0.0
9	*	0.0	0.0	0.0	0.0	0.0	0.0	0.0	0.0
10	*	0.0	0.0	0.0	0.0	0.0	0.0	0.0	0.0
11	*	0.0	0.0	0.0	0.0	0.0	0.0	0.0	0.0
12	*	0.0	0.0	0.0	0.0	0.0	0.0	0.0	0.0
13	*	0.0	0.0	0.0	0.0	0.0	0.0	0.0	0.0
14	*	0.0	0.0	0.0	0.0	0.0	0.0	0.0	0.0
15	*	0.0	0.0	0.0	0.0	0.0	0.0	0.0	0.0
16	*	0.0	0.0	0.0	0.0	0.0	0.0	0.0	0.0
17	*	0.0	0.0	0.0	0.0	0.0	0.0	0.0	0.0
18	*	0.0	0.0	0.0	0.0	0.0	0.0	0.0	0.0
19	*	0.0	0.0	0.0	0.0	0.0	0.0	0.0	0.0
20	*	0.0	0.0	0.0	0.0	0.0	0.0	0.0	0.0
21	*	0.0	0.0	0.0	0.0	0.0	0.0	0.0	0.0
22	*	0.0	0.0	0.0	0.0	0.0	0.0	0.0	0.0
23	*	0.0	0.0	0.0	0.0	0.0	0.0	0.0	0.0
24	*	0.0	0.0	0.0	0.0	0.0	0.0	0.0	0.0
25	*	0.0	0.0	0.0	0.0	0.0	0.0	0.0	0.0
26	*	0.0	0.0	0.0	0.0	0.0	0.0	0.0	0.0
27	*	0.0	0.0	0.0	0.0	0.0	0.0	0.0	0.0
28	*	0.0	0.0	0.0	0.0	0.0	0.0	0.0	0.0

```
29  *   0.0   0.0   0.0   0.0   0.0   0.0   0.0   0.0
30  *   0.0   0.0   0.0   0.0   0.0   0.0   0.0   0.0
31  *   0.0   0.0   0.0   0.0   0.0   0.0   0.0   0.0
32  *   0.0   0.0   0.0   0.0   0.0   0.0   0.0   0.0
33  *   0.0   0.0   0.0   0.0   0.0   0.0   0.0   0.0
34  *   0.0   0.0   0.0   0.0   0.0   0.0   0.0   0.0
35  *   0.0   0.0   0.0   0.0   0.0   0.0   0.0   0.0
36  *   0.0   0.0   0.0   0.0   0.0   0.0   0.0   0.0
37  *   0.0   0.0   0.0   0.0   0.0   0.0   0.0   0.0
38  *   0.0   0.0   0.0   0.0   0.0   0.0   0.0   0.0
39  *   0.0   0.0   0.0   0.0   0.0   0.0   0.0   0.0
```

CAL3QHC: LINE SOURCE DISPERSION MODEL - VERSION 2.0 Dated 95221 PAGE 1

JOB: SR101L&75thAveTI (2040 Build) RUN: 2040 Build 75th Ave TI PM

DATE : 8/24/21
TIME : 13:39:38

The MODE flag has been set to C for calculating CO averages.

SITE & METEOROLOGICAL VARIABLES

VS = 0.0 CM/S VD = 0.0 CM/S Z0 = 108. CM
U = 1.0 M/S CLAS = 4 (D) ATIM = 60. MINUTES MIXH = 1000. M AMB = 0.0 PPM

LINK VARIABLES

LINK DESCRIPTION	LINK COORDINATES (FT) X1	Y1	X2	Y2	LENGTH (FT)	BRG (DEG)	TYPE	VPH	EF (G/MI)	H (FT)	W (FT)	V/C	QUEUE (VEH)
1. 1_SR101_EB_ML_S1	606176.4	970428.2	607239.4	970720.6	1102.	75.	DP	5890.	0.4	-10.0	80.0		
2. 2_SR101_EB_ML_S2	607239.4	970720.6	607929.6	970768.0	692.	86.	DP	5890.	0.5	-20.0	80.0		
3. 3_SR101_EB_ML_S3	607929.6	970768.0	609252.3	970723.4	1323.	92.	DP	5890.	0.7	-10.0	80.0		
4. 4_SR101_WB_ML_S1	607228.2	970808.5	606141.2	970532.5	1121.	256.	DP	6766.	0.4	-10.0	80.0		
5. 5_SR101_WB_ML_S2	607930.8	970840.8	607228.2	970808.5	703.	267.	DP	6766.	0.5	-20.0	80.0		
6. 6_SR101_WB_ML_S3	609253.5	970792.1	607930.8	970840.8	1324.	272.	DP	6766.	0.7	-10.0	80.0		
7. 7_EB_75th_Ave_offram	606192.6	970388.8	606889.6	970563.9	719.	76.	AG	501.	0.7	0.0	32.0		
8. 8_EB_75th_Ave_offram	606889.6	970563.9	607692.5	970592.7	803.	88.	AG	501.	0.7	0.0	44.0		
9. 9_EB_75th Ave offram	607592.2	970581.3	607650.5	970512.1	91.	140.	AG	0.	0.5	0.0	32.0		
10. 10_75th_Ave_NB_to_EB	607743.1	970527.5	607820.8	970582.4	95.	55.	AG	359.	0.6	0.0	32.0		
11. 11_EB_frontage_road	608169.2	970585.4	609241.8	970558.7	1073.	91.	AG	265.	0.6	0.0	44.0		
12. 12_EB_75th_Ave_onram	607689.5	970592.8	608169.4	970595.2	480.	90.	AG	1470.	0.5	0.0	56.0		
13. 13_EB_75th_Ave_onram	608169.3	970611.1	609249.7	970677.2	1082.	86.	AG	1123.	0.9	0.0	44.0		
14. 14_WB_75th_Ave_offra	609250.9	970841.0	608282.4	970977.2	978.	278.	AG	1884.	1.0	0.0	32.0		
15. 15_WB_frontage_road_	609250.6	970931.9	608287.7	971009.5	966.	275.	AG	339.	0.6	0.0	32.0		
16. 16_WB_frontage_road_	608287.7	971009.5	607705.2	971011.9	583.	270.	AG	339.	0.9	0.0	44.0		
17. 17_WB_75th_Ave_offra	608282.4	970977.2	607705.4	971007.5	578.	273.	AG	1884.	1.0	0.0	32.0		
18. 18_WB_75th_Ave_offra	607813.8	971031.4	607733.0	971088.9	99.	305.	AG	644.	0.6	0.0	32.0		
19. 19_WB_75th_Ave_onram	607647.1	971086.4	607592.2	971017.2	88.	218.	AG	357.	0.6	0.0	32.0		
20. 20_WB_frontage_road_	607614.3	971010.0	607165.5	970955.9	452.	263.	AG	1111.	0.6	0.0	44.0		
21. 21_WB_frontage_road_	607165.5	970955.9	606135.2	970621.3	1083.	252.	AG	1111.	0.6	0.0	44.0		
22. 22_WB_ML_to_frontage	607932.2	970870.3	607036.9	970869.3	895.	270.	DP	1283.	1.1	-20.0	32.0		
23. 23_WB_ML_to_frontage	607036.9	970869.3	606138.1	970614.5	934.	254.	DP	1283.	1.1	-10.0	32.0		
24. 24_SB_75th_Ave_S1	607668.2	971708.4	607672.2	971035.7	673.	180.	AG	1581.	0.9	0.0	56.0		
25. 25_SB_75th_Ave_S2	607672.2	971035.7	607660.8	970566.2	470.	181.	BR	1748.	0.9	0.0	68.0		
26. 26_SB_75th_Ave_S3	607660.8	970566.2	607667.9	969913.9	652.	179.	AG	738.	0.6	0.0	44.0		
27. 27_SB_75th_Ave_left	607685.3	970672.4	607759.2	970595.7	106.	136.	AG	1009.	0.6	0.0	44.0		
28. 28_NB_75th_Ave_S1	607715.6	969916.3	607719.3	970565.2	649.	0.	AG	885.	0.6	0.0	44.0		

29.	29_NB_75th_Ave_S2	* 607719.3	970565.2	607725.8	971035.7 *	471.	1.	BR	965.	0.6	0.0	56.0		
30.	30_NB_75th_Ave_S3	* 607725.8	971035.7	607726.5	971704.9 *	669.	0.	AG	1967.	0.9	0.0	44.0		
31.	31_NB_75th_Ave_left	* 607708.3	970946.8	607613.1	971013.1 *	116.	305.	AG	135.	0.5	0.0	32.0		
32.	32_EB_75th_offramp_Q	* 607629.1	970592.3	607560.6	970592.6 *	68.	270.	AG	3.	100.0	0.0	36.0	0.25	3.5
33.	33_WB_75th_offramp_Q	* 607764.8	971016.4	607974.4	971009.2 *	210.	92.	AG	3.	100.0	0.0	48.0	0.56	10.7
34.	34_SB_75th_Ave_Queue	* 607668.1	971075.0	607645.3	972243.3 *	1168.	359.	AG	5.	100.0	0.0	36.0	1.15	59.4
35.	35T_SB_75th_Ave_brid	* 607674.2	970632.4	607674.4	970729.3 *	97.	0.	BR	1.	100.0	0.0	24.0	0.30	4.9
36.	35L_SB_75th_Ave_brid	* 607686.0	970674.3	607687.0	970966.4 *	292.	0.	BR	3.	100.0	0.0	24.0	0.81	14.8
37.	36T_NB_75th_Ave_brid	* 607727.4	970946.6	607725.7	970774.2 *	172.	181.	BR	2.	100.0	0.0	24.0	0.39	8.8
38.	36L_NB_75th_Ave_brid	* 607708.5	970926.8	607703.3	969896.5 *	1030.	180.	BR	2.	100.0	0.0	12.0	2.79	52.3
39.	37_NB_75th_Ave_Queue	* 607720.5	970521.9	607716.5	970348.2 *	174.	181.	AG	8.	100.0	0.0	48.0	0.84	8.8

JOB: SR101L&75thAveTI (2040 Build) RUN: 2040 Build 75th Ave TI PM

DATE : 8/24/21
TIME : 13:39:38

ADDITIONAL QUEUE LINK PARAMETERS

LINK DESCRIPTION	CYCLE LENGTH (SEC)	RED TIME (SEC)	CLEARANCE LOST TIME (SEC)	APPROACH VOL (VPH)	SATURATION FLOW RATE (VPH)	IDLE EM FAC (gm/hr)	SIGNAL TYPE	ARRIVAL RATE
32. 32_EB_75th_offramp_Q*	177	75	5.0	501	1262	0.92	2	3
33. 33_WB_75th_offramp_Q*	205	65	5.0	2363	1626	0.92	2	3
34. 34_SB_75th_Ave_Queue*	205	142	5.0	1581	1676	0.92	2	3
35. 35T_SB_75th_Ave_brid*	177	48	5.0	739	1780	0.92	2	3
36. 35L_SB_75th_Ave_brid*	177	106	5.0	1009	1730	0.92	2	3
37. 36T_NB_75th_Ave_brid*	205	76	5.0	830	1780	0.92	2	3
38. 36L_NB_75th_Ave_brid*	205	153	5.0	134	223	0.92	2	3
39. 37_NB_75th_Ave_Queue*	177	142	5.0	885	1671	0.92	2	3

RECEPTOR LOCATIONS

RECEPTOR	COORDINATES (FT) X	Y	Z
1. R1	607758.4	971640.7	5.9
2. R2	607758.0	971558.7	5.9
3. R3	607756.7	971476.7	5.9
4. R4	607755.4	971394.7	5.9
5. R5	607754.1	971312.8	5.9
6. R6	607754.1	971230.7	5.9
7. R7	607755.7	971148.7	5.9
8. R8	607769.5	971067.9	5.9
9. R9	607837.2	971158.0	5.9
10. R10	607918.8	971150.2	5.9

```
11. R11                  *    608000.4   971142.6        5.9   *
12. R12                  *    608082.1   971134.9        5.9   *
13. R13                  *    608163.7   971127.2        5.9   *
14. R14                  *    608245.4   971119.4        5.9   *
15. R15                  *    608327.0   971111.7        5.9   *
16. R16                  *    608408.6   971103.9        5.9   *
17. R17                  *    608490.3   971096.2        5.9   *
18. R18                  *    608571.9   971088.5        5.9   *
19. R19                  *    608653.5   971080.7        5.9   *
20. R20                  *    608735.2   971073.0        5.9   *
21. R21                  *    608816.8   971065.4        5.9   *
22. R22                  *    608898.5   971057.7        5.9   *
23. R23                  *    608980.1   971049.9        5.9   *
24. R24                  *    608908.5   970527.3        5.9   *
25. R25                  *    608826.4   970526.5        5.9   *
26. R26                  *    608744.5   970525.8        5.9   *
27. R27                  *    608662.5   970525.0        5.9   *
28. R28                  *    608580.5   970524.2        5.9   *
29. R29                  *    608498.5   970523.5        5.9   *
30. R30                  *    608416.5   970522.8        5.9   *
31. R31                  *    608334.5   970522.0        5.9   *
32. R32                  *    608252.5   970521.3        5.9   *
33. R33                  *    608170.5   970520.5        5.9   *
34. R34                  *    608088.5   970519.8        5.9   *
35. R35                  *    608006.5   970519.0        5.9   *
36. R36                  *    607926.3   970518.3        5.9   *
37. R37                  *    607842.5   970517.6        5.9   *
```


JOB: SR101L&75thAveTI (2040 Build) RUN: 2040 Build 75th Ave TI PM

DATE : 8/24/21
TIME : 13:39:38

RECEPTOR LOCATIONS

```
                         *          COORDINATES (FT)          *
  RECEPTOR               *      X          Y          Z       *
---------------- --------*-----------------------------------*
38. R38                  *    607759.2   970629.1        5.9   *
39. R39                  *    607760.5   970516.7        5.9   *
40. R40                  *    607760.4   970434.7        5.9   *
41. R41                  *    607760.2   970352.8        5.9   *
42. R42                  *    607756.6   970270.9        5.9   *
43. R43                  *    607752.2   970189.0        5.9   *
44. R44                  *    607745.6   970107.2        5.9   *
45. R45                  *    607748.6   970025.4        5.9   *
```

46. R46 * 607747.2 969943.6 5.9 *

JOB: SR101L&75thAveTI (2040 Build) RUN: 2040 Build 75th Ave TI PM

MODEL RESULTS

REMARKS : In search of the angle corresponding to the maximum concentration, only the first angle, of the angles with same maximum concentrations, is indicated as maximum.

WIND ANGLE RANGE: 0.-360.

WIND ANGLE (DEGR)	* CONCENTRATION (PPM) REC1	REC2	REC3	REC4	REC5	REC6	REC7	REC8	REC9	REC10	REC11	REC12	REC13	REC14	REC15	REC16	REC17	REC18	REC19	REC20
0.	0.0	0.0	0.0	0.0	0.1	0.1	0.1	0.0	0.0	0.0	0.0	0.0	0.0	0.0	0.0	0.0	0.0	0.0	0.0	0.0
10.	0.0	0.0	0.0	0.0	0.0	0.0	0.0	0.0	0.0	0.0	0.0	0.0	0.0	0.0	0.0	0.0	0.0	0.0	0.0	0.0
20.	0.0	0.0	0.0	0.0	0.0	0.0	0.0	0.0	0.0	0.0	0.0	0.0	0.0	0.0	0.0	0.0	0.0	0.0	0.0	0.0
30.	0.0	0.0	0.0	0.0	0.0	0.0	0.0	0.0	0.0	0.0	0.0	0.0	0.0	0.0	0.0	0.0	0.0	0.0	0.0	0.0
40.	0.0	0.0	0.0	0.0	0.0	0.0	0.0	0.0	0.0	0.0	0.0	0.0	0.0	0.0	0.0	0.0	0.0	0.0	0.0	0.0
50.	0.0	0.0	0.0	0.0	0.0	0.0	0.0	0.0	0.0	0.0	0.0	0.0	0.0	0.0	0.0	0.0	0.0	0.0	0.0	0.0
60.	0.0	0.0	0.0	0.0	0.0	0.0	0.0	0.0	0.0	0.0	0.0	0.0	0.0	0.0	0.0	0.0	0.0	0.0	0.0	0.0
70.	0.0	0.0	0.0	0.0	0.0	0.0	0.0	0.0	0.0	0.0	0.0	0.0	0.0	0.0	0.0	0.0	0.0	0.0	0.0	0.0
80.	0.0	0.0	0.0	0.0	0.0	0.0	0.0	0.0	0.0	0.0	0.0	0.0	0.0	0.0	0.0	0.0	0.0	0.0	0.0	0.0
90.	0.0	0.0	0.0	0.0	0.0	0.0	0.0	0.0	0.0	0.0	0.0	0.0	0.0	0.0	0.0	0.0	0.0	0.0	0.0	0.0
100.	0.0	0.0	0.0	0.0	0.0	0.0	0.0	0.0	0.0	0.0	0.0	0.0	0.0	0.0	0.0	0.0	0.0	0.0	0.0	0.0
110.	0.0	0.0	0.0	0.0	0.0	0.0	0.0	0.0	0.0	0.0	0.0	0.0	0.0	0.0	0.0	0.0	0.0	0.0	0.0	0.0
120.	0.0	0.0	0.0	0.0	0.0	0.0	0.0	0.0	0.0	0.0	0.0	0.0	0.0	0.0	0.0	0.0	0.0	0.0	0.0	0.0
130.	0.0	0.0	0.0	0.0	0.0	0.0	0.0	0.0	0.0	0.0	0.0	0.0	0.0	0.0	0.0	0.0	0.0	0.0	0.0	0.0
140.	0.0	0.0	0.0	0.0	0.0	0.0	0.0	0.0	0.0	0.0	0.0	0.0	0.0	0.0	0.0	0.0	0.0	0.0	0.0	0.0
150.	0.0	0.0	0.0	0.0	0.0	0.0	0.0	0.0	0.0	0.0	0.0	0.0	0.0	0.0	0.0	0.0	0.0	0.0	0.0	0.0
160.	0.0	0.0	0.0	0.0	0.0	0.0	0.0	0.0	0.0	0.0	0.0	0.0	0.0	0.0	0.0	0.0	0.0	0.0	0.0	0.0
170.	0.0	0.0	0.0	0.0	0.0	0.0	0.0	0.0	0.0	0.0	0.0	0.0	0.0	0.0	0.0	0.0	0.0	0.0	0.0	0.0
180.	0.1	0.1	0.1	0.1	0.1	0.0	0.0	0.0	0.0	0.0	0.0	0.0	0.0	0.0	0.0	0.0	0.0	0.0	0.0	0.0
190.	0.1	0.1	0.1	0.1	0.1	0.1	0.0	0.0	0.0	0.0	0.0	0.0	0.0	0.0	0.0	0.0	0.0	0.0	0.0	0.0
200.	0.1	0.1	0.1	0.1	0.1	0.1	0.1	0.0	0.0	0.0	0.0	0.0	0.0	0.0	0.0	0.0	0.0	0.0	0.0	0.0
210.	0.1	0.1	0.1	0.1	0.1	0.1	0.1	0.0	0.0	0.0	0.0	0.0	0.0	0.0	0.0	0.0	0.0	0.0	0.0	0.0
220.	0.1	0.1	0.1	0.1	0.1	0.1	0.1	0.0	0.0	0.0	0.0	0.0	0.0	0.0	0.0	0.0	0.0	0.0	0.0	0.0
230.	0.1	0.1	0.1	0.1	0.1	0.1	0.1	0.0	0.0	0.0	0.0	0.0	0.0	0.0	0.0	0.0	0.0	0.0	0.0	0.0
240.	0.1	0.1	0.1	0.1	0.1	0.1	0.1	0.0	0.0	0.0	0.0	0.0	0.0	0.0	0.0	0.0	0.0	0.0	0.0	0.0
250.	0.1	0.1	0.1	0.1	0.1	0.1	0.1	0.0	0.0	0.0	0.0	0.0	0.0	0.0	0.0	0.0	0.0	0.0	0.0	0.0
260.	0.1	0.1	0.1	0.1	0.1	0.1	0.1	0.0	0.0	0.0	0.0	0.0	0.0	0.0	0.0	0.0	0.0	0.0	0.0	0.0
270.	0.1	0.1	0.1	0.1	0.1	0.1	0.1	0.0	0.0	0.0	0.0	0.0	0.0	0.0	0.0	0.0	0.0	0.0	0.0	0.0
280.	0.1	0.1	0.1	0.1	0.1	0.1	0.1	0.0	0.0	0.0	0.0	0.0	0.0	0.0	0.0	0.0	0.0	0.0	0.0	0.0

290.	*	0.1	0.1	0.1	0.1	0.1	0.1	0.1	0.0	0.0	0.0	0.0	0.0	0.0	0.0	0.0	0.0	0.0	0.0	0.0	0.0
300.	*	0.1	0.1	0.1	0.1	0.1	0.1	0.1	0.0	0.0	0.0	0.0	0.0	0.0	0.0	0.0	0.0	0.0	0.0	0.0	0.0
310.	*	0.1	0.1	0.1	0.1	0.1	0.1	0.1	0.0	0.0	0.0	0.0	0.0	0.0	0.0	0.0	0.0	0.0	0.0	0.0	0.0
320.	*	0.1	0.1	0.1	0.1	0.1	0.1	0.1	0.1	0.0	0.0	0.0	0.0	0.0	0.0	0.0	0.0	0.0	0.0	0.0	0.0
330.	*	0.0	0.1	0.1	0.1	0.1	0.1	0.1	0.1	0.0	0.0	0.0	0.0	0.0	0.0	0.0	0.0	0.0	0.0	0.0	0.0
340.	*	0.0	0.1	0.1	0.1	0.1	0.1	0.1	0.1	0.0	0.0	0.0	0.0	0.0	0.0	0.0	0.0	0.0	0.0	0.0	0.0
350.	*	0.0	0.0	0.1	0.1	0.1	0.1	0.1	0.1	0.0	0.0	0.0	0.0	0.0	0.0	0.0	0.0	0.0	0.0	0.0	0.0
360.	*	0.0	0.0	0.0	0.0	0.1	0.1	0.1	0.0	0.0	0.0	0.0	0.0	0.0	0.0	0.0	0.0	0.0	0.0	0.0	0.0
MAX	*	0.1	0.1	0.1	0.1	0.1	0.1	0.1	0.1	0.0	0.0	0.0	0.0	0.0	0.0	0.0	0.0	0.0	0.0	0.0	0.0
DEGR.	*	180	180	180	180	0	0	0	320	0	0	0	0	0	0	0	0	0	0	0	0

JOB: SR101L&75thAveTI (2040 Build) RUN: 2040 Build 75th Ave TI PM

MODEL RESULTS

REMARKS : In search of the angle corresponding to the maximum concentration, only the first angle, of the angles with same maximum concentrations, is indicated as maximum.

WIND ANGLE RANGE: 0.-360.

WIND ANGLE (DEGR)	* CONCENTRATION (PPM) REC21	REC22	REC23	REC24	REC25	REC26	REC27	REC28	REC29	REC30	REC31	REC32	REC33	REC34	REC35	REC36	REC37	REC38	REC39	REC40
0.	* 0.0	0.0	0.0	0.0	0.0	0.0	0.0	0.0	0.0	0.0	0.0	0.0	0.0	0.0	0.0	0.0	0.0	0.0	0.0	0.0
10.	* 0.0	0.0	0.0	0.0	0.0	0.0	0.0	0.0	0.0	0.0	0.0	0.0	0.0	0.0	0.0	0.0	0.0	0.0	0.0	0.0
20.	* 0.0	0.0	0.0	0.0	0.0	0.0	0.0	0.0	0.0	0.0	0.0	0.0	0.0	0.0	0.0	0.0	0.0	0.0	0.0	0.0
30.	* 0.0	0.0	0.0	0.0	0.0	0.0	0.0	0.0	0.0	0.0	0.0	0.0	0.0	0.0	0.0	0.0	0.0	0.0	0.0	0.0
40.	* 0.0	0.0	0.0	0.0	0.0	0.0	0.0	0.0	0.0	0.0	0.0	0.0	0.0	0.0	0.0	0.0	0.0	0.0	0.0	0.0
50.	* 0.0	0.0	0.0	0.0	0.0	0.0	0.0	0.0	0.0	0.0	0.0	0.0	0.0	0.0	0.0	0.0	0.0	0.0	0.0	0.0
60.	* 0.0	0.0	0.0	0.0	0.0	0.0	0.0	0.0	0.0	0.0	0.0	0.0	0.0	0.0	0.0	0.0	0.0	0.0	0.0	0.0
70.	* 0.0	0.0	0.0	0.0	0.0	0.0	0.0	0.0	0.0	0.0	0.0	0.0	0.0	0.0	0.0	0.0	0.0	0.1	0.0	0.0
80.	* 0.0	0.0	0.0	0.0	0.0	0.0	0.0	0.0	0.0	0.0	0.0	0.0	0.0	0.0	0.0	0.0	0.0	0.1	0.0	0.0
90.	* 0.0	0.0	0.0	0.0	0.0	0.0	0.0	0.0	0.0	0.0	0.0	0.0	0.0	0.0	0.0	0.0	0.0	0.0	0.0	0.0
100.	* 0.0	0.0	0.0	0.0	0.0	0.0	0.0	0.0	0.0	0.0	0.0	0.0	0.0	0.0	0.0	0.0	0.0	0.0	0.0	0.0
110.	* 0.0	0.0	0.0	0.0	0.0	0.0	0.0	0.0	0.0	0.0	0.0	0.0	0.0	0.0	0.0	0.0	0.0	0.0	0.0	0.0
120.	* 0.0	0.0	0.0	0.0	0.0	0.0	0.0	0.0	0.0	0.0	0.0	0.0	0.0	0.0	0.0	0.0	0.0	0.0	0.0	0.0
130.	* 0.0	0.0	0.0	0.0	0.0	0.0	0.0	0.0	0.0	0.0	0.0	0.0	0.0	0.0	0.0	0.0	0.0	0.0	0.0	0.0
140.	* 0.0	0.0	0.0	0.0	0.0	0.0	0.0	0.0	0.0	0.0	0.0	0.0	0.0	0.0	0.0	0.0	0.0	0.0	0.0	0.0
150.	* 0.0	0.0	0.0	0.0	0.0	0.0	0.0	0.0	0.0	0.0	0.0	0.0	0.0	0.0	0.0	0.0	0.0	0.0	0.0	0.0
160.	* 0.0	0.0	0.0	0.0	0.0	0.0	0.0	0.0	0.0	0.0	0.0	0.0	0.0	0.0	0.0	0.0	0.0	0.0	0.0	0.0
170.	* 0.0	0.0	0.0	0.0	0.0	0.0	0.0	0.0	0.0	0.0	0.0	0.0	0.0	0.0	0.0	0.0	0.0	0.0	0.0	0.0

180.	*	0.0	0.0	0.0	0.0	0.0	0.0	0.0	0.0	0.0	0.0	0.0	0.0	0.0	0.0	0.0	0.0	0.0	0.0	0.0	0.0
190.	*	0.0	0.0	0.0	0.0	0.0	0.0	0.0	0.0	0.0	0.0	0.0	0.0	0.0	0.0	0.0	0.0	0.0	0.0	0.0	0.0
200.	*	0.0	0.0	0.0	0.0	0.0	0.0	0.0	0.0	0.0	0.0	0.0	0.0	0.0	0.0	0.0	0.0	0.0	0.0	0.0	0.0
210.	*	0.0	0.0	0.0	0.0	0.0	0.0	0.0	0.0	0.0	0.0	0.0	0.0	0.0	0.0	0.0	0.0	0.0	0.0	0.0	0.0
220.	*	0.0	0.0	0.0	0.0	0.0	0.0	0.0	0.0	0.0	0.0	0.0	0.0	0.0	0.0	0.0	0.0	0.0	0.0	0.0	0.0
230.	*	0.0	0.0	0.0	0.0	0.0	0.0	0.0	0.0	0.0	0.0	0.0	0.0	0.0	0.0	0.0	0.0	0.0	0.0	0.0	0.0
240.	*	0.0	0.0	0.0	0.0	0.0	0.0	0.0	0.0	0.0	0.0	0.0	0.0	0.0	0.0	0.0	0.0	0.0	0.0	0.0	0.0
250.	*	0.0	0.0	0.0	0.0	0.0	0.0	0.0	0.0	0.0	0.0	0.0	0.0	0.0	0.0	0.0	0.0	0.0	0.0	0.0	0.0
260.	*	0.0	0.0	0.0	0.0	0.0	0.0	0.0	0.0	0.0	0.0	0.0	0.0	0.0	0.0	0.0	0.0	0.0	0.0	0.0	0.0
270.	*	0.0	0.0	0.0	0.0	0.0	0.0	0.0	0.0	0.0	0.0	0.0	0.0	0.0	0.0	0.0	0.0	0.0	0.0	0.0	0.0
280.	*	0.0	0.0	0.0	0.0	0.0	0.0	0.0	0.0	0.0	0.0	0.0	0.0	0.0	0.0	0.0	0.0	0.0	0.0	0.0	0.0
290.	*	0.0	0.0	0.0	0.0	0.0	0.0	0.0	0.0	0.0	0.0	0.0	0.0	0.0	0.0	0.0	0.0	0.0	0.0	0.0	0.0
300.	*	0.0	0.0	0.0	0.0	0.0	0.0	0.0	0.0	0.0	0.0	0.0	0.0	0.0	0.0	0.0	0.0	0.0	0.0	0.0	0.0
310.	*	0.0	0.0	0.0	0.0	0.0	0.0	0.0	0.0	0.0	0.0	0.0	0.0	0.0	0.0	0.0	0.0	0.0	0.0	0.0	0.0
320.	*	0.0	0.0	0.0	0.0	0.0	0.0	0.0	0.0	0.0	0.0	0.0	0.0	0.0	0.0	0.0	0.0	0.0	0.0	0.0	0.0
330.	*	0.0	0.0	0.0	0.0	0.0	0.0	0.0	0.0	0.0	0.0	0.0	0.0	0.0	0.0	0.0	0.0	0.0	0.0	0.0	0.0
340.	*	0.0	0.0	0.0	0.0	0.0	0.0	0.0	0.0	0.0	0.0	0.0	0.0	0.0	0.0	0.0	0.0	0.0	0.0	0.0	0.0
350.	*	0.0	0.0	0.0	0.0	0.0	0.0	0.0	0.0	0.0	0.0	0.0	0.0	0.0	0.0	0.0	0.0	0.0	0.0	0.0	0.0
360.	*	0.0	0.0	0.0	0.0	0.0	0.0	0.0	0.0	0.0	0.0	0.0	0.0	0.0	0.0	0.0	0.0	0.0	0.0	0.0	0.0
MAX	*	0.0	0.0	0.0	0.0	0.0	0.0	0.0	0.0	0.0	0.0	0.0	0.0	0.0	0.0	0.0	0.0	0.1	0.0	0.0	
DEGR.	*	0	0	0	0	0	0	0	0	0	0	0	0	0	0	0	0	70	0	0	

JOB: SR101L&75thAveTI (2040 Build) RUN: 2040 Build 75th Ave TI PM

MODEL RESULTS

REMARKS : In search of the angle corresponding to the maximum concentration, only the first angle, of the angles with same maximum concentrations, is indicated as maximum.

WIND ANGLE RANGE: 0.-360.

WIND ANGLE (DEGR)	*	CONCENTRATION (PPM) REC41	REC42	REC43	REC44	REC45	REC46
0.	*	0.0	0.0	0.0	0.0	0.0	0.0
10.	*	0.0	0.0	0.0	0.0	0.0	0.0
20.	*	0.0	0.0	0.0	0.0	0.0	0.0
30.	*	0.0	0.0	0.0	0.0	0.0	0.0
40.	*	0.0	0.0	0.0	0.0	0.0	0.0
50.	*	0.0	0.0	0.0	0.0	0.0	0.0
60.	*	0.0	0.0	0.0	0.0	0.0	0.0

```
 70.  *   0.0   0.0   0.0   0.0   0.0   0.0
 80.  *   0.0   0.0   0.0   0.0   0.0   0.0
 90.  *   0.0   0.0   0.0   0.0   0.0   0.0
100.  *   0.0   0.0   0.0   0.0   0.0   0.0
110.  *   0.0   0.0   0.0   0.0   0.0   0.0
120.  *   0.0   0.0   0.0   0.0   0.0   0.0
130.  *   0.0   0.0   0.0   0.0   0.0   0.0
140.  *   0.0   0.0   0.0   0.0   0.0   0.0
150.  *   0.0   0.0   0.0   0.0   0.0   0.0
160.  *   0.0   0.0   0.0   0.0   0.0   0.0
170.  *   0.0   0.0   0.0   0.0   0.0   0.0
180.  *   0.0   0.0   0.0   0.0   0.0   0.0
190.  *   0.0   0.0   0.0   0.0   0.0   0.0
200.  *   0.0   0.0   0.0   0.0   0.0   0.0
210.  *   0.0   0.0   0.0   0.0   0.0   0.0
220.  *   0.0   0.0   0.0   0.0   0.0   0.0
230.  *   0.0   0.0   0.0   0.0   0.0   0.0
240.  *   0.0   0.0   0.0   0.0   0.0   0.0
250.  *   0.0   0.0   0.0   0.0   0.0   0.0
260.  *   0.0   0.0   0.0   0.0   0.0   0.0
270.  *   0.0   0.0   0.0   0.0   0.0   0.0
280.  *   0.0   0.0   0.0   0.0   0.0   0.0
290.  *   0.0   0.0   0.0   0.0   0.0   0.0
300.  *   0.0   0.0   0.0   0.0   0.0   0.0
310.  *   0.0   0.0   0.0   0.0   0.0   0.0
320.  *   0.0   0.0   0.0   0.0   0.0   0.0
330.  *   0.0   0.0   0.0   0.0   0.0   0.0
340.  *   0.0   0.0   0.0   0.0   0.0   0.0
350.  *   0.0   0.0   0.0   0.0   0.0   0.0
360.  *   0.0   0.0   0.0   0.0   0.0   0.0
------*-----------------------------------
MAX   *   0.0   0.0   0.0   0.0   0.0   0.0
DEGR. *    0     0     0     0     0     0

THE HIGHEST CONCENTRATION OF    0.10 PPM OCCURRED AT RECEPTOR REC5 .
```


JOB: SR101L&75thAveTI (2040 Build) RUN: 2040 Build 75th Ave TI PM

DATE : 8/24/21
TIME : 13:39:38

RECEPTOR - LINK MATRIX FOR THE ANGLE PRODUCING
THE MAXIMUM CONCENTRATION FOR EACH RECEPTOR

```
    *    CO/LINK  (PPM)
    *    ANGLE (DEGREES)
```

LINK #	REC1	REC2	REC3	REC4	REC5	REC6	REC7	REC8	REC9	REC10	REC11	REC12	REC13	REC14	REC15	REC16	REC17	REC18	REC19	REC20
	180	180	180	180	0	0	0	320	0	0	0	0	0	0	0	0	0	0	0	0
1	0.0	0.0	0.0	0.0	0.0	0.0	0.0	0.0	0.0	0.0	0.0	0.0	0.0	0.0	0.0	0.0	0.0	0.0	0.0	0.0
2	0.0	0.0	0.0	0.0	0.0	0.0	0.0	0.0	0.0	0.0	0.0	0.0	0.0	0.0	0.0	0.0	0.0	0.0	0.0	0.0
3	0.0	0.0	0.0	0.0	0.0	0.0	0.0	0.0	0.0	0.0	0.0	0.0	0.0	0.0	0.0	0.0	0.0	0.0	0.0	0.0
4	0.0	0.0	0.0	0.0	0.0	0.0	0.0	0.0	0.0	0.0	0.0	0.0	0.0	0.0	0.0	0.0	0.0	0.0	0.0	0.0
5	0.0	0.0	0.0	0.0	0.0	0.0	0.0	0.0	0.0	0.0	0.0	0.0	0.0	0.0	0.0	0.0	0.0	0.0	0.0	0.0
6	0.0	0.0	0.0	0.0	0.0	0.0	0.0	0.0	0.0	0.0	0.0	0.0	0.0	0.0	0.0	0.0	0.0	0.0	0.0	0.0
7	0.0	0.0	0.0	0.0	0.0	0.0	0.0	0.0	0.0	0.0	0.0	0.0	0.0	0.0	0.0	0.0	0.0	0.0	0.0	0.0
8	0.0	0.0	0.0	0.0	0.0	0.0	0.0	0.0	0.0	0.0	0.0	0.0	0.0	0.0	0.0	0.0	0.0	0.0	0.0	0.0
9	0.0	0.0	0.0	0.0	0.0	0.0	0.0	0.0	0.0	0.0	0.0	0.0	0.0	0.0	0.0	0.0	0.0	0.0	0.0	0.0
10	0.0	0.0	0.0	0.0	0.0	0.0	0.0	0.0	0.0	0.0	0.0	0.0	0.0	0.0	0.0	0.0	0.0	0.0	0.0	0.0
11	0.0	0.0	0.0	0.0	0.0	0.0	0.0	0.0	0.0	0.0	0.0	0.0	0.0	0.0	0.0	0.0	0.0	0.0	0.0	0.0
12	0.0	0.0	0.0	0.0	0.0	0.0	0.0	0.0	0.0	0.0	0.0	0.0	0.0	0.0	0.0	0.0	0.0	0.0	0.0	0.0
13	0.0	0.0	0.0	0.0	0.0	0.0	0.0	0.0	0.0	0.0	0.0	0.0	0.0	0.0	0.0	0.0	0.0	0.0	0.0	0.0
14	0.0	0.0	0.0	0.0	0.0	0.0	0.0	0.0	0.0	0.0	0.0	0.0	0.0	0.0	0.0	0.0	0.0	0.0	0.0	0.0
15	0.0	0.0	0.0	0.0	0.0	0.0	0.0	0.0	0.0	0.0	0.0	0.0	0.0	0.0	0.0	0.0	0.0	0.0	0.0	0.0
16	0.0	0.0	0.0	0.0	0.0	0.0	0.0	0.0	0.0	0.0	0.0	0.0	0.0	0.0	0.0	0.0	0.0	0.0	0.0	0.0
17	0.0	0.0	0.0	0.0	0.0	0.0	0.0	0.0	0.0	0.0	0.0	0.0	0.0	0.0	0.0	0.0	0.0	0.0	0.0	0.0
18	0.0	0.0	0.0	0.0	0.0	0.0	0.0	0.0	0.0	0.0	0.0	0.0	0.0	0.0	0.0	0.0	0.0	0.0	0.0	0.0
19	0.0	0.0	0.0	0.0	0.0	0.0	0.0	0.0	0.0	0.0	0.0	0.0	0.0	0.0	0.0	0.0	0.0	0.0	0.0	0.0
20	0.0	0.0	0.0	0.0	0.0	0.0	0.0	0.0	0.0	0.0	0.0	0.0	0.0	0.0	0.0	0.0	0.0	0.0	0.0	0.0
21	0.0	0.0	0.0	0.0	0.0	0.0	0.0	0.0	0.0	0.0	0.0	0.0	0.0	0.0	0.0	0.0	0.0	0.0	0.0	0.0
22	0.0	0.0	0.0	0.0	0.0	0.0	0.0	0.0	0.0	0.0	0.0	0.0	0.0	0.0	0.0	0.0	0.0	0.0	0.0	0.0
23	0.0	0.0	0.0	0.0	0.0	0.0	0.0	0.0	0.0	0.0	0.0	0.0	0.0	0.0	0.0	0.0	0.0	0.0	0.0	0.0
24	0.0	0.0	0.0	0.0	0.0	0.0	0.0	0.0	0.0	0.0	0.0	0.0	0.0	0.0	0.0	0.0	0.0	0.0	0.0	0.0
25	0.0	0.0	0.0	0.0	0.0	0.0	0.0	0.0	0.0	0.0	0.0	0.0	0.0	0.0	0.0	0.0	0.0	0.0	0.0	0.0
26	0.0	0.0	0.0	0.0	0.0	0.0	0.0	0.0	0.0	0.0	0.0	0.0	0.0	0.0	0.0	0.0	0.0	0.0	0.0	0.0
27	0.0	0.0	0.0	0.0	0.0	0.0	0.0	0.0	0.0	0.0	0.0	0.0	0.0	0.0	0.0	0.0	0.0	0.0	0.0	0.0
28	0.0	0.0	0.0	0.0	0.0	0.0	0.0	0.0	0.0	0.0	0.0	0.0	0.0	0.0	0.0	0.0	0.0	0.0	0.0	0.0
29	0.0	0.0	0.0	0.0	0.0	0.0	0.0	0.0	0.0	0.0	0.0	0.0	0.0	0.0	0.0	0.0	0.0	0.0	0.0	0.0
30	0.1	0.1	0.1	0.1	0.1	0.1	0.1	0.1	0.0	0.0	0.0	0.0	0.0	0.0	0.0	0.0	0.0	0.0	0.0	0.0
31	0.0	0.0	0.0	0.0	0.0	0.0	0.0	0.0	0.0	0.0	0.0	0.0	0.0	0.0	0.0	0.0	0.0	0.0	0.0	0.0
32	0.0	0.0	0.0	0.0	0.0	0.0	0.0	0.0	0.0	0.0	0.0	0.0	0.0	0.0	0.0	0.0	0.0	0.0	0.0	0.0
33	0.0	0.0	0.0	0.0	0.0	0.0	0.0	0.0	0.0	0.0	0.0	0.0	0.0	0.0	0.0	0.0	0.0	0.0	0.0	0.0
34	0.0	0.0	0.0	0.0	0.0	0.0	0.0	0.0	0.0	0.0	0.0	0.0	0.0	0.0	0.0	0.0	0.0	0.0	0.0	0.0
35	0.0	0.0	0.0	0.0	0.0	0.0	0.0	0.0	0.0	0.0	0.0	0.0	0.0	0.0	0.0	0.0	0.0	0.0	0.0	0.0
36	0.0	0.0	0.0	0.0	0.0	0.0	0.0	0.0	0.0	0.0	0.0	0.0	0.0	0.0	0.0	0.0	0.0	0.0	0.0	0.0
37	0.0	0.0	0.0	0.0	0.0	0.0	0.0	0.0	0.0	0.0	0.0	0.0	0.0	0.0	0.0	0.0	0.0	0.0	0.0	0.0
38	0.0	0.0	0.0	0.0	0.0	0.0	0.0	0.0	0.0	0.0	0.0	0.0	0.0	0.0	0.0	0.0	0.0	0.0	0.0	0.0
39	0.0	0.0	0.0	0.0	0.0	0.0	0.0	0.0	0.0	0.0	0.0	0.0	0.0	0.0	0.0	0.0	0.0	0.0	0.0	0.0

JOB: SR101L&75thAveTI (2040 Build) RUN: 2040 Build 75th Ave TI PM

DATE : 8/24/21
TIME : 13:39:38

RECEPTOR - LINK MATRIX FOR THE ANGLE PRODUCING
THE MAXIMUM CONCENTRATION FOR EACH RECEPTOR

LINK #	* CO/LINK (PPM) / ANGLE (DEGREES)	REC21	REC22	REC23	REC24	REC25	REC26	REC27	REC28	REC29	REC30	REC31	REC32	REC33	REC34	REC35	REC36	REC37	REC38	REC39	REC40
	*	0 0	0	0	0	0	0	0	0	0	0	0	0	0	0	0	0	70	0	0	
1	*	0.0	0.0	0.0	0.0	0.0	0.0	0.0	0.0	0.0	0.0	0.0	0.0	0.0	0.0	0.0	0.0	0.0	0.0	0.0	0.0
2	*	0.0	0.0	0.0	0.0	0.0	0.0	0.0	0.0	0.0	0.0	0.0	0.0	0.0	0.0	0.0	0.0	0.0	0.0	0.0	0.0
3	*	0.0	0.0	0.0	0.0	0.0	0.0	0.0	0.0	0.0	0.0	0.0	0.0	0.0	0.0	0.0	0.0	0.0	0.1	0.0	0.0
4	*	0.0	0.0	0.0	0.0	0.0	0.0	0.0	0.0	0.0	0.0	0.0	0.0	0.0	0.0	0.0	0.0	0.0	0.0	0.0	0.0
5	*	0.0	0.0	0.0	0.0	0.0	0.0	0.0	0.0	0.0	0.0	0.0	0.0	0.0	0.0	0.0	0.0	0.0	0.0	0.0	0.0
6	*	0.0	0.0	0.0	0.0	0.0	0.0	0.0	0.0	0.0	0.0	0.0	0.0	0.0	0.0	0.0	0.0	0.0	0.0	0.0	0.0
7	*	0.0	0.0	0.0	0.0	0.0	0.0	0.0	0.0	0.0	0.0	0.0	0.0	0.0	0.0	0.0	0.0	0.0	0.0	0.0	0.0
8	*	0.0	0.0	0.0	0.0	0.0	0.0	0.0	0.0	0.0	0.0	0.0	0.0	0.0	0.0	0.0	0.0	0.0	0.0	0.0	0.0
9	*	0.0	0.0	0.0	0.0	0.0	0.0	0.0	0.0	0.0	0.0	0.0	0.0	0.0	0.0	0.0	0.0	0.0	0.0	0.0	0.0
10	*	0.0	0.0	0.0	0.0	0.0	0.0	0.0	0.0	0.0	0.0	0.0	0.0	0.0	0.0	0.0	0.0	0.0	0.0	0.0	0.0
11	*	0.0	0.0	0.0	0.0	0.0	0.0	0.0	0.0	0.0	0.0	0.0	0.0	0.0	0.0	0.0	0.0	0.0	0.0	0.0	0.0
12	*	0.0	0.0	0.0	0.0	0.0	0.0	0.0	0.0	0.0	0.0	0.0	0.0	0.0	0.0	0.0	0.0	0.0	0.0	0.0	0.0
13	*	0.0	0.0	0.0	0.0	0.0	0.0	0.0	0.0	0.0	0.0	0.0	0.0	0.0	0.0	0.0	0.0	0.0	0.0	0.0	0.0
14	*	0.0	0.0	0.0	0.0	0.0	0.0	0.0	0.0	0.0	0.0	0.0	0.0	0.0	0.0	0.0	0.0	0.0	0.0	0.0	0.0
15	*	0.0	0.0	0.0	0.0	0.0	0.0	0.0	0.0	0.0	0.0	0.0	0.0	0.0	0.0	0.0	0.0	0.0	0.0	0.0	0.0
16	*	0.0	0.0	0.0	0.0	0.0	0.0	0.0	0.0	0.0	0.0	0.0	0.0	0.0	0.0	0.0	0.0	0.0	0.0	0.0	0.0
17	*	0.0	0.0	0.0	0.0	0.0	0.0	0.0	0.0	0.0	0.0	0.0	0.0	0.0	0.0	0.0	0.0	0.0	0.0	0.0	0.0
18	*	0.0	0.0	0.0	0.0	0.0	0.0	0.0	0.0	0.0	0.0	0.0	0.0	0.0	0.0	0.0	0.0	0.0	0.0	0.0	0.0
19	*	0.0	0.0	0.0	0.0	0.0	0.0	0.0	0.0	0.0	0.0	0.0	0.0	0.0	0.0	0.0	0.0	0.0	0.0	0.0	0.0
20	*	0.0	0.0	0.0	0.0	0.0	0.0	0.0	0.0	0.0	0.0	0.0	0.0	0.0	0.0	0.0	0.0	0.0	0.0	0.0	0.0
21	*	0.0	0.0	0.0	0.0	0.0	0.0	0.0	0.0	0.0	0.0	0.0	0.0	0.0	0.0	0.0	0.0	0.0	0.0	0.0	0.0
22	*	0.0	0.0	0.0	0.0	0.0	0.0	0.0	0.0	0.0	0.0	0.0	0.0	0.0	0.0	0.0	0.0	0.0	0.0	0.0	0.0
23	*	0.0	0.0	0.0	0.0	0.0	0.0	0.0	0.0	0.0	0.0	0.0	0.0	0.0	0.0	0.0	0.0	0.0	0.0	0.0	0.0
24	*	0.0	0.0	0.0	0.0	0.0	0.0	0.0	0.0	0.0	0.0	0.0	0.0	0.0	0.0	0.0	0.0	0.0	0.0	0.0	0.0
25	*	0.0	0.0	0.0	0.0	0.0	0.0	0.0	0.0	0.0	0.0	0.0	0.0	0.0	0.0	0.0	0.0	0.0	0.0	0.0	0.0
26	*	0.0	0.0	0.0	0.0	0.0	0.0	0.0	0.0	0.0	0.0	0.0	0.0	0.0	0.0	0.0	0.0	0.0	0.0	0.0	0.0
27	*	0.0	0.0	0.0	0.0	0.0	0.0	0.0	0.0	0.0	0.0	0.0	0.0	0.0	0.0	0.0	0.0	0.0	0.0	0.0	0.0
28	*	0.0	0.0	0.0	0.0	0.0	0.0	0.0	0.0	0.0	0.0	0.0	0.0	0.0	0.0	0.0	0.0	0.0	0.0	0.0	0.0
29	*	0.0	0.0	0.0	0.0	0.0	0.0	0.0	0.0	0.0	0.0	0.0	0.0	0.0	0.0	0.0	0.0	0.0	0.0	0.0	0.0
30	*	0.0	0.0	0.0	0.0	0.0	0.0	0.0	0.0	0.0	0.0	0.0	0.0	0.0	0.0	0.0	0.0	0.0	0.0	0.0	0.0
31	*	0.0	0.0	0.0	0.0	0.0	0.0	0.0	0.0	0.0	0.0	0.0	0.0	0.0	0.0	0.0	0.0	0.0	0.0	0.0	0.0
32	*	0.0	0.0	0.0	0.0	0.0	0.0	0.0	0.0	0.0	0.0	0.0	0.0	0.0	0.0	0.0	0.0	0.0	0.0	0.0	0.0
33	*	0.0	0.0	0.0	0.0	0.0	0.0	0.0	0.0	0.0	0.0	0.0	0.0	0.0	0.0	0.0	0.0	0.0	0.0	0.0	0.0
34	*	0.0	0.0	0.0	0.0	0.0	0.0	0.0	0.0	0.0	0.0	0.0	0.0	0.0	0.0	0.0	0.0	0.0	0.0	0.0	0.0
35	*	0.0	0.0	0.0	0.0	0.0	0.0	0.0	0.0	0.0	0.0	0.0	0.0	0.0	0.0	0.0	0.0	0.0	0.0	0.0	0.0
36	*	0.0	0.0	0.0	0.0	0.0	0.0	0.0	0.0	0.0	0.0	0.0	0.0	0.0	0.0	0.0	0.0	0.0	0.0	0.0	0.0
37	*	0.0	0.0	0.0	0.0	0.0	0.0	0.0	0.0	0.0	0.0	0.0	0.0	0.0	0.0	0.0	0.0	0.0	0.0	0.0	0.0

```
   38  *   0.0   0.0   0.0   0.0   0.0   0.0   0.0   0.0   0.0   0.0   0.0   0.0   0.0   0.0   0.0   0.0   0.0   0.0   0.0   0.0
   39  *   0.0   0.0   0.0   0.0   0.0   0.0   0.0   0.0   0.0   0.0   0.0   0.0   0.0   0.0   0.0   0.0   0.0   0.0   0.0   0.0
                                                                                                                   PAGE  9
   JOB: SR101L&75thAveTI (2040 Build)                        RUN: 2040 Build 75th Ave TI PM

   DATE :  8/24/21
   TIME : 13:39:38


   RECEPTOR - LINK MATRIX FOR THE ANGLE PRODUCING
   THE MAXIMUM CONCENTRATION FOR EACH RECEPTOR

       *    CO/LINK  (PPM)
       *    ANGLE (DEGREES)
       *  REC41 REC42 REC43 REC44 REC45 REC46
LINK # *  0  0     0     0     0     0
-------*-----------------------------------
    1  *   0.0   0.0   0.0   0.0   0.0   0.0
    2  *   0.0   0.0   0.0   0.0   0.0   0.0
    3  *   0.0   0.0   0.0   0.0   0.0   0.0
    4  *   0.0   0.0   0.0   0.0   0.0   0.0
    5  *   0.0   0.0   0.0   0.0   0.0   0.0
    6  *   0.0   0.0   0.0   0.0   0.0   0.0
    7  *   0.0   0.0   0.0   0.0   0.0   0.0
    8  *   0.0   0.0   0.0   0.0   0.0   0.0
    9  *   0.0   0.0   0.0   0.0   0.0   0.0
   10  *   0.0   0.0   0.0   0.0   0.0   0.0
   11  *   0.0   0.0   0.0   0.0   0.0   0.0
   12  *   0.0   0.0   0.0   0.0   0.0   0.0
   13  *   0.0   0.0   0.0   0.0   0.0   0.0
   14  *   0.0   0.0   0.0   0.0   0.0   0.0
   15  *   0.0   0.0   0.0   0.0   0.0   0.0
   16  *   0.0   0.0   0.0   0.0   0.0   0.0
   17  *   0.0   0.0   0.0   0.0   0.0   0.0
   18  *   0.0   0.0   0.0   0.0   0.0   0.0
   19  *   0.0   0.0   0.0   0.0   0.0   0.0
   20  *   0.0   0.0   0.0   0.0   0.0   0.0
   21  *   0.0   0.0   0.0   0.0   0.0   0.0
   22  *   0.0   0.0   0.0   0.0   0.0   0.0
   23  *   0.0   0.0   0.0   0.0   0.0   0.0
   24  *   0.0   0.0   0.0   0.0   0.0   0.0
   25  *   0.0   0.0   0.0   0.0   0.0   0.0
   26  *   0.0   0.0   0.0   0.0   0.0   0.0
   27  *   0.0   0.0   0.0   0.0   0.0   0.0
   28  *   0.0   0.0   0.0   0.0   0.0   0.0
   29  *   0.0   0.0   0.0   0.0   0.0   0.0
   30  *   0.0   0.0   0.0   0.0   0.0   0.0
```

```
31  *   0.0   0.0   0.0   0.0   0.0   0.0
32  *   0.0   0.0   0.0   0.0   0.0   0.0
33  *   0.0   0.0   0.0   0.0   0.0   0.0
34  *   0.0   0.0   0.0   0.0   0.0   0.0
35  *   0.0   0.0   0.0   0.0   0.0   0.0
36  *   0.0   0.0   0.0   0.0   0.0   0.0
37  *   0.0   0.0   0.0   0.0   0.0   0.0
38  *   0.0   0.0   0.0   0.0   0.0   0.0
39  *   0.0   0.0   0.0   0.0   0.0   0.0
```

CAL3QHC: LINE SOURCE DISPERSION MODEL - VERSION 2.0 Dated 95221 PAGE 1

JOB: SR101L&75thAveTI (2040 Build) RUN: 2040 Build 75th Ave TI PM

DATE : 8/24/21
TIME : 13:39:47

The MODE flag has been set to C for calculating CO averages.

SITE & METEOROLOGICAL VARIABLES

VS = 0.0 CM/S VD = 0.0 CM/S Z0 = 108. CM
U = 1.0 M/S CLAS = 4 (D) ATIM = 60. MINUTES MIXH = 1000. M AMB = 0.0 PPM

LINK VARIABLES

	LINK DESCRIPTION	LINK COORDINATES (FT) X1	Y1	X2	Y2	LENGTH (FT)	BRG (DEG)	TYPE	VPH	EF (G/MI)	H (FT)	W (FT)	V/C	QUEUE (VEH)
1.	1_SR101_EB_ML_S1	606176.4	970428.2	607239.4	970720.6	1102.	75.	DP	5890.	0.4	-10.0	80.0		
2.	2_SR101_EB_ML_S2	607239.4	970720.6	607929.6	970768.0	692.	86.	DP	5890.	0.5	-20.0	80.0		
3.	3_SR101_EB_ML_S3	607929.6	970768.0	609252.3	970723.4	1323.	92.	DP	5890.	0.7	-10.0	80.0		
4.	4_SR101_WB_ML_S1	607228.2	970808.5	606141.2	970532.5	1121.	256.	DP	6766.	0.4	-10.0	80.0		
5.	5_SR101_WB_ML_S2	607930.8	970840.8	607228.2	970808.5	703.	267.	DP	6766.	0.5	-20.0	80.0		
6.	6_SR101_WB_ML_S3	609253.5	970792.1	607930.8	970840.8	1324.	272.	DP	6766.	0.7	-10.0	80.0		
7.	7_EB_75th_Ave_offram	606192.6	970388.8	606889.6	970563.9	719.	76.	AG	501.	0.7	0.0	32.0		
8.	8_EB_75th_Ave_offram	606889.6	970563.9	607692.5	970592.7	803.	88.	AG	501.	0.7	0.0	44.0		
9.	9_EB_75th Ave offram	607592.2	970581.3	607650.5	970512.1	91.	140.	AG	0.	0.5	0.0	32.0		
10.	10_75th_Ave_NB_to_EB	607743.1	970527.5	607820.8	970582.4	95.	55.	AG	359.	0.6	0.0	32.0		
11.	11_EB_frontage_road	608169.2	970585.4	609241.8	970558.7	1073.	91.	AG	265.	0.6	0.0	44.0		
12.	12_EB_75th_Ave_onram	607689.5	970592.8	608169.4	970595.2	480.	90.	AG	1470.	0.5	0.0	56.0		
13.	13_EB_75th_Ave_onram	608169.3	970611.1	609249.7	970677.2	1082.	86.	AG	1123.	0.9	0.0	44.0		
14.	14_WB_75th_Ave_offra	609250.9	970841.0	608282.4	970977.2	978.	278.	AG	1884.	1.0	0.0	32.0		
15.	15_WB_frontage_road_	609250.6	970931.9	608287.7	971009.5	966.	275.	AG	339.	0.6	0.0	32.0		
16.	16_WB_frontage_road_	608287.7	971009.5	607705.2	971011.9	583.	270.	AG	339.	0.9	0.0	44.0		
17.	17_WB_75th_Ave_offra	608282.4	970977.2	607705.4	971007.5	578.	273.	AG	1884.	1.0	0.0	32.0		
18.	18_WB_75th_Ave_offra	607813.8	971031.4	607733.0	971088.9	99.	305.	AG	644.	0.6	0.0	32.0		
19.	19_WB_75th_Ave_onram	607647.1	971086.4	607592.2	971017.2	88.	218.	AG	357.	0.6	0.0	32.0		
20.	20_WB_frontage_road_	607614.3	971010.0	607165.5	970955.9	452.	263.	AG	1111.	0.6	0.0	44.0		
21.	21_WB_frontage_road_	607165.5	970955.9	606135.2	970621.3	1083.	252.	AG	1111.	0.6	0.0	44.0		
22.	22_WB_ML_to_frontage	607932.2	970870.3	607036.9	970869.3	895.	270.	DP	1283.	1.1	-20.0	32.0		
23.	23_WB_ML_to_frontage	607036.9	970869.3	606138.1	970614.5	934.	254.	DP	1283.	1.1	-10.0	32.0		
24.	24_SB_75th_Ave_S1	607668.2	971708.4	607672.2	971035.7	673.	180.	AG	1581.	0.9	0.0	56.0		
25.	25_SB_75th_Ave_S2	607672.2	971035.7	607660.8	970566.2	470.	181.	BR	1748.	0.9	0.0	68.0		
26.	26_SB_75th_Ave_S3	607660.8	970566.2	607667.9	969913.9	652.	179.	AG	738.	0.6	0.0	44.0		
27.	27_SB_75th_Ave_left	607685.3	970672.4	607759.2	970595.7	106.	136.	AG	1009.	0.6	0.0	44.0		
28.	28_NB_75th_Ave_S1	607715.6	969916.3	607719.3	970565.2	649.	0.	AG	885.	0.6	0.0	44.0		

29.	29_NB_75th_Ave_S2	* 607719.3	970565.2	607725.8	971035.7 *	471.	1.	BR	965.	0.6	0.0	56.0		
30.	30_NB_75th_Ave_S3	* 607725.8	971035.7	607726.5	971704.9 *	669.	0.	AG	1967.	0.9	0.0	44.0		
31.	31_NB_75th_Ave_left	* 607708.3	970946.8	607613.1	971013.1 *	116.	305.	AG	135.	0.5	0.0	32.0		
32.	32_EB_75th_offramp_Q	* 607629.1	970592.3	607560.6	970592.6 *	68.	270.	AG	3.	100.0	0.0	36.0	0.25	3.5
33.	33_WB_75th_offramp_Q	* 607764.8	971016.4	607974.4	971009.2 *	210.	92.	AG	3.	100.0	0.0	48.0	0.56	10.7
34.	34_SB_75th_Ave_Queue	* 607668.1	971075.0	607645.3	972243.3 *	1168.	359.	AG	5.	100.0	0.0	36.0	1.15	59.4
35.	35T_SB_75th_Ave_brid	* 607674.2	970632.4	607674.4	970729.3 *	97.	0.	BR	1.	100.0	0.0	24.0	0.30	4.9
36.	35L_SB_75th_Ave_brid	* 607686.0	970674.3	607687.0	970966.4 *	292.	0.	BR	3.	100.0	0.0	24.0	0.81	14.8
37.	36T_NB_75th_Ave_brid	* 607727.4	970946.6	607725.7	970774.2 *	172.	181.	BR	2.	100.0	0.0	24.0	0.39	8.8
38.	36L_NB_75th_Ave_brid	* 607708.5	970926.8	607703.3	969896.5 *	1030.	180.	BR	2.	100.0	0.0	12.0	2.79	52.3
39.	37_NB_75th_Ave_Queue	* 607720.5	970521.9	607716.5	970348.2 *	174.	181.	AG	8.	100.0	0.0	48.0	0.84	8.8

JOB: SR101L&75thAveTI (2040 Build) RUN: 2040 Build 75th Ave TI PM

DATE : 8/24/21
TIME : 13:39:47

ADDITIONAL QUEUE LINK PARAMETERS

LINK DESCRIPTION	CYCLE LENGTH (SEC)	RED TIME (SEC)	CLEARANCE LOST TIME (SEC)	APPROACH VOL (VPH)	SATURATION FLOW RATE (VPH)	IDLE EM FAC (gm/hr)	SIGNAL TYPE	ARRIVAL RATE
32. 32_EB_75th_offramp_Q*	177	75	5.0	501	1262	0.92	2	3
33. 33_WB_75th_offramp_Q*	205	65	5.0	2363	1626	0.92	2	3
34. 34_SB_75th_Ave_Queue*	205	142	5.0	1581	1676	0.92	2	3
35. 35T_SB_75th_Ave_brid*	177	48	5.0	739	1780	0.92	2	3
36. 35L_SB_75th_Ave_brid*	177	106	5.0	1009	1730	0.92	2	3
37. 36T_NB_75th_Ave_brid*	205	76	5.0	830	1780	0.92	2	3
38. 36L_NB_75th_Ave_brid*	205	153	5.0	134	223	0.92	2	3
39. 37_NB_75th_Ave_Queue*	177	142	5.0	885	1671	0.92	2	3

RECEPTOR LOCATIONS

RECEPTOR	COORDINATES (FT) X	Y	Z
1. R47	607637.2	969951.7	5.9
2. R48	607638.1	970033.7	5.9
3. R49	607636.0	970115.9	5.9
4. R50	607636.8	970197.9	5.9
5. R51	607637.6	970280.0	5.9
6. R52	607636.8	970361.4	5.9
7. R53	607626.7	970441.8	5.9
8. R54	607628.0	970523.8	5.9
9. R55	607621.4	970631.3	5.9
10. R56	607546.8	970535.6	5.9

```
11. R57                  *    607464.8   970535.0        5.9   *
12. R58                  *    607382.8   970534.5        5.9   *
13. R59                  *    607300.8   970533.9        5.9   *
14. R60                  *    607218.8   970533.2        5.9   *
15. R61                  *    607136.8   970532.7        5.9   *
16. R62                  *    607054.8   970532.1        5.9   *
17. R63                  *    606973.5   970521.7        5.9   *
18. R64                  *    606893.8   970502.5        5.9   *
19. R65                  *    606814.1   970483.3        5.9   *
20. R66                  *    606734.3   970464.1        5.9   *
21. R67                  *    606654.6   970445.0        5.9   *
22. R68                  *    606574.9   970425.7        5.9   *
23. R69                  *    606495.2   970406.5        5.9   *
24. R70                  *    606415.4   970387.4        5.9   *
25. R71                  *    607631.6   971630.7        5.9   *
26. R72                  *    607630.3   971548.7        5.9   *
27. R73                  *    607629.0   971466.7        5.9   *
28. R74                  *    607627.8   971384.7        5.9   *
29. R75                  *    607627.2   971302.8        5.9   *
30. R76                  *    607626.8   971220.8        5.9   *
31. R77                  *    607625.1   971139.0        5.9   *
32. R78                  *    607608.8   971058.6        5.9   *
33. R79                  *    607555.2   971180.1        5.9   *
34. R80                  *    607475.3   971161.6        5.9   *
35. R81                  *    607395.7   971141.9        5.9   *
36. R82                  *    607316.1   971122.2        5.9   *
37. R83                  *    607236.5   971102.5        5.9   *
```


JOB: SR101L&75thAveTI (2040 Build) RUN: 2040 Build 75th Ave TI PM

DATE : 8/24/21
TIME : 13:39:47

RECEPTOR LOCATIONS

```
                         *          COORDINATES (FT)          *
  RECEPTOR               *      X          Y          Z       *
---------------- --------*-----------------------------------*
38. R84                  *    607157.0   971082.8        5.9   *
39. R85                  *    607077.3   971063.0        5.9   *
40. R86                  *    606997.8   971043.3        5.9   *
41. R87                  *    606918.1   971023.6        5.9   *
42. R88                  *    606838.5   971003.9        5.9   *
43. R89                  *    606758.9   970984.2        5.9   *
44. R90                  *    606679.9   970962.1        5.9   *
45. R91                  *    606604.4   970930.2        5.9   *
```

```
    46. R92                  *    606528.9   970898.3        5.9   *
    47. R93                  *    606453.4   970866.4        5.9   *
    48. R94                  *    606378.5   970832.9        5.9   *
                                                                                                                                PAGE  4
     JOB: SR101L&75thAveTI (2040 Build)                        RUN: 2040 Build 75th Ave TI PM

      MODEL RESULTS
      -------------

      REMARKS : In search of the angle corresponding to
                the maximum concentration, only the first
                angle, of the angles with same maximum
                concentrations, is indicated as maximum.

WIND ANGLE RANGE:   0.-360.

WIND  * CONCENTRATION
ANGLE *      (PPM)
(DEGR)* REC1  REC2  REC3  REC4  REC5  REC6  REC7  REC8  REC9  REC10 REC11 REC12 REC13 REC14 REC15 REC16 REC17 REC18 REC19 REC20
------*-------------------------------------------------------------------------------------------------------------------------
  0.  *   0.0   0.0   0.0   0.0   0.0   0.0   0.0   0.0   0.0   0.0   0.0   0.0   0.0   0.0   0.0   0.0   0.0   0.0   0.0   0.0
 10.  *   0.0   0.0   0.0   0.0   0.0   0.0   0.0   0.1   0.1   0.0   0.0   0.0   0.0   0.0   0.0   0.0   0.0   0.0   0.0   0.0
 20.  *   0.0   0.0   0.0   0.0   0.0   0.0   0.0   0.1   0.1   0.0   0.0   0.0   0.0   0.0   0.0   0.0   0.0   0.0   0.0   0.0
 30.  *   0.0   0.0   0.0   0.0   0.0   0.0   0.0   0.0   0.1   0.0   0.0   0.0   0.0   0.0   0.0   0.0   0.0   0.0   0.0   0.0
 40.  *   0.0   0.0   0.0   0.0   0.0   0.0   0.0   0.0   0.1   0.0   0.0   0.0   0.0   0.0   0.0   0.0   0.0   0.0   0.0   0.0
 50.  *   0.0   0.0   0.0   0.0   0.0   0.0   0.0   0.0   0.0   0.0   0.0   0.0   0.0   0.0   0.0   0.0   0.0   0.0   0.0   0.0
 60.  *   0.0   0.0   0.0   0.0   0.0   0.0   0.0   0.0   0.0   0.0   0.0   0.0   0.0   0.0   0.0   0.0   0.0   0.0   0.0   0.0
 70.  *   0.0   0.0   0.0   0.0   0.0   0.0   0.0   0.0   0.0   0.0   0.0   0.0   0.0   0.0   0.0   0.0   0.0   0.0   0.0   0.0
 80.  *   0.0   0.0   0.0   0.0   0.0   0.0   0.0   0.0   0.0   0.0   0.0   0.0   0.0   0.0   0.0   0.0   0.0   0.0   0.0   0.0
 90.  *   0.0   0.0   0.0   0.0   0.0   0.0   0.0   0.0   0.0   0.0   0.0   0.0   0.0   0.0   0.0   0.0   0.0   0.0   0.0   0.0
100.  *   0.0   0.0   0.0   0.0   0.0   0.0   0.0   0.0   0.0   0.0   0.0   0.0   0.0   0.0   0.0   0.0   0.0   0.0   0.0   0.0
110.  *   0.0   0.0   0.0   0.0   0.0   0.0   0.0   0.0   0.0   0.0   0.0   0.0   0.0   0.0   0.0   0.0   0.0   0.0   0.0   0.0
120.  *   0.0   0.0   0.0   0.0   0.0   0.0   0.0   0.0   0.0   0.0   0.0   0.0   0.0   0.0   0.0   0.0   0.0   0.0   0.0   0.0
130.  *   0.0   0.0   0.0   0.0   0.0   0.0   0.0   0.0   0.0   0.0   0.0   0.0   0.0   0.0   0.0   0.0   0.0   0.0   0.0   0.0
140.  *   0.0   0.0   0.0   0.0   0.0   0.0   0.0   0.0   0.0   0.0   0.0   0.0   0.0   0.0   0.0   0.0   0.0   0.0   0.0   0.0
150.  *   0.0   0.0   0.0   0.0   0.0   0.0   0.0   0.0   0.0   0.0   0.0   0.0   0.0   0.0   0.0   0.0   0.0   0.0   0.0   0.0
160.  *   0.0   0.0   0.0   0.0   0.0   0.0   0.0   0.0   0.0   0.0   0.0   0.0   0.0   0.0   0.0   0.0   0.0   0.0   0.0   0.0
170.  *   0.0   0.0   0.0   0.0   0.0   0.0   0.0   0.0   0.0   0.0   0.0   0.0   0.0   0.0   0.0   0.0   0.0   0.0   0.0   0.0
180.  *   0.0   0.0   0.0   0.0   0.0   0.0   0.0   0.0   0.0   0.0   0.0   0.0   0.0   0.0   0.0   0.0   0.0   0.0   0.0   0.0
190.  *   0.0   0.0   0.0   0.0   0.0   0.0   0.0   0.0   0.0   0.0   0.0   0.0   0.0   0.0   0.0   0.0   0.0   0.0   0.0   0.0
200.  *   0.0   0.0   0.0   0.0   0.0   0.0   0.0   0.0   0.0   0.0   0.0   0.0   0.0   0.0   0.0   0.0   0.0   0.0   0.0   0.0
210.  *   0.0   0.0   0.0   0.0   0.0   0.0   0.0   0.0   0.0   0.0   0.0   0.0   0.0   0.0   0.0   0.0   0.0   0.0   0.0   0.0
220.  *   0.0   0.0   0.0   0.0   0.0   0.0   0.0   0.0   0.0   0.0   0.0   0.0   0.0   0.0   0.0   0.0   0.0   0.0   0.0   0.0
230.  *   0.0   0.0   0.0   0.0   0.0   0.0   0.0   0.0   0.0   0.0   0.0   0.0   0.0   0.0   0.0   0.0   0.0   0.0   0.0   0.0
240.  *   0.0   0.0   0.0   0.0   0.0   0.0   0.0   0.0   0.0   0.0   0.0   0.0   0.0   0.0   0.0   0.0   0.0   0.0   0.0   0.0
250.  *   0.0   0.0   0.0   0.0   0.0   0.0   0.0   0.0   0.0   0.0   0.0   0.0   0.0   0.0   0.0   0.0   0.0   0.0   0.0   0.0
260.  *   0.0   0.0   0.0   0.0   0.0   0.0   0.0   0.0   0.0   0.0   0.0   0.0   0.0   0.0   0.0   0.0   0.0   0.0   0.0   0.0
```

270.	*	0.0	0.0	0.0	0.0	0.0	0.0	0.0	0.0	0.0	0.0	0.0	0.0	0.0	0.0	0.0	0.0	0.0	0.0	0.0	0.0
280.	*	0.0	0.0	0.0	0.0	0.0	0.0	0.0	0.0	0.0	0.0	0.0	0.0	0.0	0.0	0.0	0.0	0.0	0.0	0.0	0.0
290.	*	0.0	0.0	0.0	0.0	0.0	0.0	0.0	0.0	0.0	0.0	0.0	0.0	0.0	0.0	0.0	0.0	0.0	0.0	0.0	0.0
300.	*	0.0	0.0	0.0	0.0	0.0	0.0	0.0	0.0	0.0	0.0	0.0	0.0	0.0	0.0	0.0	0.0	0.0	0.0	0.0	0.0
310.	*	0.0	0.0	0.0	0.0	0.0	0.0	0.0	0.0	0.0	0.0	0.0	0.0	0.0	0.0	0.0	0.0	0.0	0.0	0.0	0.0
320.	*	0.0	0.0	0.0	0.0	0.0	0.0	0.0	0.0	0.0	0.0	0.0	0.0	0.0	0.0	0.0	0.0	0.0	0.0	0.0	0.0
330.	*	0.0	0.0	0.0	0.0	0.0	0.0	0.0	0.0	0.0	0.0	0.0	0.0	0.0	0.0	0.0	0.0	0.0	0.0	0.0	0.0
340.	*	0.0	0.0	0.0	0.0	0.0	0.0	0.0	0.0	0.0	0.0	0.0	0.0	0.0	0.0	0.0	0.0	0.0	0.0	0.0	0.0
350.	*	0.0	0.0	0.0	0.0	0.0	0.0	0.0	0.0	0.0	0.0	0.0	0.0	0.0	0.0	0.0	0.0	0.0	0.0	0.0	0.0
360.	*	0.0	0.0	0.0	0.0	0.0	0.0	0.0	0.0	0.0	0.0	0.0	0.0	0.0	0.0	0.0	0.0	0.0	0.0	0.0	0.0
MAX	*	0.0	0.0	0.0	0.0	0.0	0.0	0.0	0.1	0.1	0.0	0.0	0.0	0.0	0.0	0.0	0.0	0.0	0.0	0.0	0.0
DEGR.	*	0	0	0	0	0	0	0	10	10	0	0	0	0	0	0	0	0	0	0	0

JOB: SR101L&75thAveTI (2040 Build) RUN: 2040 Build 75th Ave TI PM

MODEL RESULTS

REMARKS : In search of the angle corresponding to the maximum concentration, only the first angle, of the angles with same maximum concentrations, is indicated as maximum.

WIND ANGLE RANGE: 0.-360.

WIND ANGLE (DEGR)	*	CONCENTRATION (PPM) REC21	REC22	REC23	REC24	REC25	REC26	REC27	REC28	REC29	REC30	REC31	REC32	REC33	REC34	REC35	REC36	REC37	REC38	REC39	REC40
0.	*	0.0	0.0	0.0	0.0	0.0	0.0	0.0	0.0	0.0	0.0	0.0	0.0	0.0	0.0	0.0	0.0	0.0	0.0	0.0	0.0
10.	*	0.0	0.0	0.0	0.0	0.0	0.0	0.0	0.0	0.0	0.0	0.0	0.0	0.0	0.0	0.0	0.0	0.0	0.0	0.0	0.0
20.	*	0.0	0.0	0.0	0.0	0.0	0.0	0.0	0.0	0.0	0.0	0.0	0.0	0.0	0.0	0.0	0.0	0.0	0.0	0.0	0.0
30.	*	0.0	0.0	0.0	0.0	0.0	0.0	0.0	0.0	0.0	0.0	0.0	0.0	0.0	0.0	0.0	0.0	0.0	0.0	0.0	0.0
40.	*	0.0	0.0	0.0	0.0	0.0	0.0	0.0	0.0	0.0	0.0	0.0	0.0	0.0	0.0	0.0	0.0	0.0	0.0	0.0	0.0
50.	*	0.0	0.0	0.0	0.0	0.0	0.0	0.0	0.0	0.0	0.0	0.0	0.0	0.0	0.0	0.0	0.0	0.0	0.0	0.0	0.0
60.	*	0.0	0.0	0.0	0.0	0.0	0.0	0.0	0.0	0.0	0.0	0.0	0.0	0.0	0.0	0.0	0.0	0.0	0.0	0.0	0.0
70.	*	0.0	0.0	0.0	0.0	0.0	0.0	0.0	0.0	0.0	0.0	0.0	0.0	0.0	0.0	0.0	0.0	0.0	0.0	0.0	0.0
80.	*	0.0	0.0	0.0	0.0	0.0	0.0	0.0	0.0	0.0	0.0	0.0	0.0	0.0	0.0	0.0	0.0	0.0	0.0	0.0	0.0
90.	*	0.0	0.0	0.0	0.0	0.0	0.0	0.0	0.0	0.0	0.0	0.0	0.0	0.0	0.0	0.0	0.0	0.0	0.0	0.0	0.0
100.	*	0.0	0.0	0.0	0.0	0.0	0.0	0.0	0.0	0.0	0.0	0.0	0.0	0.0	0.0	0.0	0.0	0.0	0.0	0.0	0.0
110.	*	0.0	0.0	0.0	0.0	0.0	0.0	0.0	0.0	0.0	0.0	0.0	0.0	0.0	0.0	0.0	0.0	0.0	0.0	0.0	0.0
120.	*	0.0	0.0	0.0	0.0	0.0	0.0	0.0	0.0	0.0	0.0	0.0	0.0	0.0	0.0	0.0	0.0	0.0	0.0	0.0	0.0
130.	*	0.0	0.0	0.0	0.0	0.0	0.0	0.0	0.0	0.0	0.0	0.0	0.0	0.0	0.0	0.0	0.0	0.0	0.0	0.0	0.0
140.	*	0.0	0.0	0.0	0.0	0.0	0.0	0.0	0.0	0.0	0.0	0.0	0.0	0.0	0.0	0.0	0.0	0.0	0.0	0.0	0.0
150.	*	0.0	0.0	0.0	0.0	0.1	0.1	0.0	0.0	0.0	0.0	0.0	0.0	0.0	0.0	0.0	0.0	0.0	0.0	0.0	0.0

160.	*	0.0	0.0	0.0	0.0	0.1	0.1	0.1	0.1	0.0	0.0	0.0	0.0	0.0	0.0	0.0	0.0	0.0	0.0	0.0	0.0
170.	*	0.0	0.0	0.0	0.0	0.1	0.1	0.0	0.0	0.0	0.0	0.0	0.0	0.0	0.0	0.0	0.0	0.0	0.0	0.0	0.0
180.	*	0.0	0.0	0.0	0.0	0.0	0.0	0.0	0.0	0.0	0.0	0.0	0.0	0.0	0.0	0.0	0.0	0.0	0.0	0.0	0.0
190.	*	0.0	0.0	0.0	0.0	0.0	0.0	0.0	0.0	0.0	0.0	0.0	0.0	0.0	0.0	0.0	0.0	0.0	0.0	0.0	0.0
200.	*	0.0	0.0	0.0	0.0	0.0	0.0	0.0	0.0	0.0	0.0	0.0	0.0	0.0	0.0	0.0	0.0	0.0	0.0	0.0	0.0
210.	*	0.0	0.0	0.0	0.0	0.0	0.0	0.0	0.0	0.0	0.0	0.0	0.0	0.0	0.0	0.0	0.0	0.0	0.0	0.0	0.0
220.	*	0.0	0.0	0.0	0.0	0.0	0.0	0.0	0.0	0.0	0.0	0.0	0.0	0.0	0.0	0.0	0.0	0.0	0.0	0.0	0.0
230.	*	0.0	0.0	0.0	0.0	0.0	0.0	0.0	0.0	0.0	0.0	0.0	0.0	0.0	0.0	0.0	0.0	0.0	0.0	0.0	0.0
240.	*	0.0	0.0	0.0	0.0	0.0	0.0	0.0	0.0	0.0	0.0	0.0	0.0	0.0	0.0	0.0	0.0	0.0	0.0	0.0	0.0
250.	*	0.0	0.0	0.0	0.0	0.0	0.0	0.0	0.0	0.0	0.0	0.0	0.0	0.0	0.0	0.0	0.0	0.0	0.0	0.0	0.0
260.	*	0.0	0.0	0.0	0.0	0.0	0.0	0.0	0.0	0.0	0.0	0.0	0.0	0.0	0.0	0.0	0.0	0.0	0.0	0.0	0.0
270.	*	0.0	0.0	0.0	0.0	0.0	0.0	0.0	0.0	0.0	0.0	0.0	0.0	0.0	0.0	0.0	0.0	0.0	0.0	0.0	0.0
280.	*	0.0	0.0	0.0	0.0	0.0	0.0	0.0	0.0	0.0	0.0	0.0	0.0	0.0	0.0	0.0	0.0	0.0	0.0	0.0	0.0
290.	*	0.0	0.0	0.0	0.0	0.0	0.0	0.0	0.0	0.0	0.0	0.0	0.0	0.0	0.0	0.0	0.0	0.0	0.0	0.0	0.0
300.	*	0.0	0.0	0.0	0.0	0.0	0.0	0.0	0.0	0.0	0.0	0.0	0.0	0.0	0.0	0.0	0.0	0.0	0.0	0.0	0.0
310.	*	0.0	0.0	0.0	0.0	0.0	0.0	0.0	0.0	0.0	0.0	0.0	0.0	0.0	0.0	0.0	0.0	0.0	0.0	0.0	0.0
320.	*	0.0	0.0	0.0	0.0	0.0	0.0	0.0	0.0	0.0	0.0	0.0	0.0	0.0	0.0	0.0	0.0	0.0	0.0	0.0	0.0
330.	*	0.0	0.0	0.0	0.0	0.0	0.0	0.0	0.0	0.0	0.0	0.0	0.0	0.0	0.0	0.0	0.0	0.0	0.0	0.0	0.0
340.	*	0.0	0.0	0.0	0.0	0.0	0.0	0.0	0.0	0.0	0.0	0.0	0.0	0.0	0.0	0.0	0.0	0.0	0.0	0.0	0.0
350.	*	0.0	0.0	0.0	0.0	0.0	0.0	0.0	0.0	0.0	0.0	0.0	0.0	0.0	0.0	0.0	0.0	0.0	0.0	0.0	0.0
360.	*	0.0	0.0	0.0	0.0	0.0	0.0	0.0	0.0	0.0	0.0	0.0	0.0	0.0	0.0	0.0	0.0	0.0	0.0	0.0	0.0
MAX	*	0.0	0.0	0.0	0.0	0.1	0.1	0.1	0.1	0.0	0.0	0.0	0.0	0.0	0.0	0.0	0.0	0.0	0.0	0.0	0.0
DEGR.	*	0	0	0	0	150	150	160	160	0	0	0	0	0	0	0	0	0	0	0	0

JOB: SR101L&75thAveTI (2040 Build) RUN: 2040 Build 75th Ave TI PM

MODEL RESULTS

REMARKS : In search of the angle corresponding to the maximum concentration, only the first angle, of the angles with same maximum concentrations, is indicated as maximum.

WIND ANGLE RANGE: 0.-360.

WIND ANGLE (DEGR)	*	CONCENTRATION (PPM) REC41	REC42	REC43	REC44	REC45	REC46	REC47	REC48
0.	*	0.0	0.0	0.0	0.0	0.0	0.0	0.0	0.0
10.	*	0.0	0.0	0.0	0.0	0.0	0.0	0.0	0.0
20.	*	0.0	0.0	0.0	0.0	0.0	0.0	0.0	0.0
30.	*	0.0	0.0	0.0	0.0	0.0	0.0	0.0	0.0
40.	*	0.0	0.0	0.0	0.0	0.0	0.0	0.0	0.0

50.	*	0.0	0.0	0.0	0.0	0.0	0.0	0.0	0.0
60.	*	0.0	0.0	0.0	0.0	0.0	0.0	0.0	0.0
70.	*	0.0	0.0	0.0	0.0	0.0	0.0	0.0	0.0
80.	*	0.0	0.0	0.0	0.0	0.0	0.0	0.0	0.0
90.	*	0.0	0.0	0.0	0.0	0.0	0.0	0.0	0.0
100.	*	0.0	0.0	0.0	0.0	0.0	0.0	0.0	0.0
110.	*	0.0	0.0	0.0	0.0	0.0	0.0	0.0	0.0
120.	*	0.0	0.0	0.0	0.0	0.0	0.0	0.0	0.0
130.	*	0.0	0.0	0.0	0.0	0.0	0.0	0.0	0.0
140.	*	0.0	0.0	0.0	0.0	0.0	0.0	0.0	0.0
150.	*	0.0	0.0	0.0	0.0	0.0	0.0	0.0	0.0
160.	*	0.0	0.0	0.0	0.0	0.0	0.0	0.0	0.0
170.	*	0.0	0.0	0.0	0.0	0.0	0.0	0.0	0.0
180.	*	0.0	0.0	0.0	0.0	0.0	0.0	0.0	0.0
190.	*	0.0	0.0	0.0	0.0	0.0	0.0	0.0	0.0
200.	*	0.0	0.0	0.0	0.0	0.0	0.0	0.0	0.0
210.	*	0.0	0.0	0.0	0.0	0.0	0.0	0.0	0.0
220.	*	0.0	0.0	0.0	0.0	0.0	0.0	0.0	0.0
230.	*	0.0	0.0	0.0	0.0	0.0	0.0	0.0	0.0
240.	*	0.0	0.0	0.0	0.0	0.0	0.0	0.0	0.0
250.	*	0.0	0.0	0.0	0.0	0.0	0.0	0.0	0.0
260.	*	0.0	0.0	0.0	0.0	0.0	0.0	0.0	0.0
270.	*	0.0	0.0	0.0	0.0	0.0	0.0	0.0	0.0
280.	*	0.0	0.0	0.0	0.0	0.0	0.0	0.0	0.0
290.	*	0.0	0.0	0.0	0.0	0.0	0.0	0.0	0.0
300.	*	0.0	0.0	0.0	0.0	0.0	0.0	0.0	0.0
310.	*	0.0	0.0	0.0	0.0	0.0	0.0	0.0	0.0
320.	*	0.0	0.0	0.0	0.0	0.0	0.0	0.0	0.0
330.	*	0.0	0.0	0.0	0.0	0.0	0.0	0.0	0.0
340.	*	0.0	0.0	0.0	0.0	0.0	0.0	0.0	0.0
350.	*	0.0	0.0	0.0	0.0	0.0	0.0	0.0	0.0
360.	*	0.0	0.0	0.0	0.0	0.0	0.0	0.0	0.0
MAX	*	0.0	0.0	0.0	0.0	0.0	0.0	0.0	0.0
DEGR.	*	0	0	0	0	0	0	0	0

THE HIGHEST CONCENTRATION OF 0.10 PPM OCCURRED AT RECEPTOR REC8 .

JOB: SR101L&75thAveTI (2040 Build) RUN: 2040 Build 75th Ave TI PM

DATE : 8/24/21
TIME : 13:39:47

RECEPTOR - LINK MATRIX FOR THE ANGLE PRODUCING
THE MAXIMUM CONCENTRATION FOR EACH RECEPTOR

CO/LINK (PPM)
ANGLE (DEGREES)

LINK #	REC1 0 0	REC2 0	REC3 0	REC4 0	REC5 0	REC6 0	REC7 10	REC8 10	REC9 0	REC10 0	REC11 0	REC12 0	REC13 0	REC14 0	REC15 0	REC16 0	REC17 0	REC18 0	REC19 0	REC20
1	0.0	0.0	0.0	0.0	0.0	0.0	0.0	0.0	0.0	0.0	0.0	0.0	0.0	0.0	0.0	0.0	0.0	0.0	0.0	0.0
2	0.0	0.0	0.0	0.0	0.0	0.0	0.0	0.0	0.0	0.0	0.0	0.0	0.0	0.0	0.0	0.0	0.0	0.0	0.0	0.0
3	0.0	0.0	0.0	0.0	0.0	0.0	0.0	0.0	0.0	0.0	0.0	0.0	0.0	0.0	0.0	0.0	0.0	0.0	0.0	0.0
4	0.0	0.0	0.0	0.0	0.0	0.0	0.0	0.0	0.0	0.0	0.0	0.0	0.0	0.0	0.0	0.0	0.0	0.0	0.0	0.0
5	0.0	0.0	0.0	0.0	0.0	0.0	0.0	0.0	0.0	0.0	0.0	0.0	0.0	0.0	0.0	0.0	0.0	0.0	0.0	0.0
6	0.0	0.0	0.0	0.0	0.0	0.0	0.0	0.0	0.0	0.0	0.0	0.0	0.0	0.0	0.0	0.0	0.0	0.0	0.0	0.0
7	0.0	0.0	0.0	0.0	0.0	0.0	0.0	0.0	0.0	0.0	0.0	0.0	0.0	0.0	0.0	0.0	0.0	0.0	0.0	0.0
8	0.0	0.0	0.0	0.0	0.0	0.0	0.0	0.0	0.0	0.0	0.0	0.0	0.0	0.0	0.0	0.0	0.0	0.0	0.0	0.0
9	0.0	0.0	0.0	0.0	0.0	0.0	0.0	0.0	0.0	0.0	0.0	0.0	0.0	0.0	0.0	0.0	0.0	0.0	0.0	0.0
10	0.0	0.0	0.0	0.0	0.0	0.0	0.0	0.0	0.0	0.0	0.0	0.0	0.0	0.0	0.0	0.0	0.0	0.0	0.0	0.0
11	0.0	0.0	0.0	0.0	0.0	0.0	0.0	0.0	0.0	0.0	0.0	0.0	0.0	0.0	0.0	0.0	0.0	0.0	0.0	0.0
12	0.0	0.0	0.0	0.0	0.0	0.0	0.0	0.0	0.0	0.0	0.0	0.0	0.0	0.0	0.0	0.0	0.0	0.0	0.0	0.0
13	0.0	0.0	0.0	0.0	0.0	0.0	0.0	0.0	0.0	0.0	0.0	0.0	0.0	0.0	0.0	0.0	0.0	0.0	0.0	0.0
14	0.0	0.0	0.0	0.0	0.0	0.0	0.0	0.0	0.0	0.0	0.0	0.0	0.0	0.0	0.0	0.0	0.0	0.0	0.0	0.0
15	0.0	0.0	0.0	0.0	0.0	0.0	0.0	0.0	0.0	0.0	0.0	0.0	0.0	0.0	0.0	0.0	0.0	0.0	0.0	0.0
16	0.0	0.0	0.0	0.0	0.0	0.0	0.0	0.0	0.0	0.0	0.0	0.0	0.0	0.0	0.0	0.0	0.0	0.0	0.0	0.0
17	0.0	0.0	0.0	0.0	0.0	0.0	0.0	0.0	0.0	0.0	0.0	0.0	0.0	0.0	0.0	0.0	0.0	0.0	0.0	0.0
18	0.0	0.0	0.0	0.0	0.0	0.0	0.0	0.0	0.0	0.0	0.0	0.0	0.0	0.0	0.0	0.0	0.0	0.0	0.0	0.0
19	0.0	0.0	0.0	0.0	0.0	0.0	0.0	0.0	0.0	0.0	0.0	0.0	0.0	0.0	0.0	0.0	0.0	0.0	0.0	0.0
20	0.0	0.0	0.0	0.0	0.0	0.0	0.0	0.0	0.0	0.0	0.0	0.0	0.0	0.0	0.0	0.0	0.0	0.0	0.0	0.0
21	0.0	0.0	0.0	0.0	0.0	0.0	0.0	0.0	0.0	0.0	0.0	0.0	0.0	0.0	0.0	0.0	0.0	0.0	0.0	0.0
22	0.0	0.0	0.0	0.0	0.0	0.0	0.0	0.0	0.0	0.0	0.0	0.0	0.0	0.0	0.0	0.0	0.0	0.0	0.0	0.0
23	0.0	0.0	0.0	0.0	0.0	0.0	0.0	0.0	0.0	0.0	0.0	0.0	0.0	0.0	0.0	0.0	0.0	0.0	0.0	0.0
24	0.0	0.0	0.0	0.0	0.0	0.0	0.0	0.0	0.0	0.0	0.0	0.0	0.0	0.0	0.0	0.0	0.0	0.0	0.0	0.0
25	0.0	0.0	0.0	0.0	0.0	0.0	0.0	0.1	0.1	0.0	0.0	0.0	0.0	0.0	0.0	0.0	0.0	0.0	0.0	0.0
26	0.0	0.0	0.0	0.0	0.0	0.0	0.0	0.0	0.0	0.0	0.0	0.0	0.0	0.0	0.0	0.0	0.0	0.0	0.0	0.0
27	0.0	0.0	0.0	0.0	0.0	0.0	0.0	0.0	0.0	0.0	0.0	0.0	0.0	0.0	0.0	0.0	0.0	0.0	0.0	0.0
28	0.0	0.0	0.0	0.0	0.0	0.0	0.0	0.0	0.0	0.0	0.0	0.0	0.0	0.0	0.0	0.0	0.0	0.0	0.0	0.0
29	0.0	0.0	0.0	0.0	0.0	0.0	0.0	0.0	0.0	0.0	0.0	0.0	0.0	0.0	0.0	0.0	0.0	0.0	0.0	0.0
30	0.0	0.0	0.0	0.0	0.0	0.0	0.0	0.0	0.0	0.0	0.0	0.0	0.0	0.0	0.0	0.0	0.0	0.0	0.0	0.0
31	0.0	0.0	0.0	0.0	0.0	0.0	0.0	0.0	0.0	0.0	0.0	0.0	0.0	0.0	0.0	0.0	0.0	0.0	0.0	0.0
32	0.0	0.0	0.0	0.0	0.0	0.0	0.0	0.0	0.0	0.0	0.0	0.0	0.0	0.0	0.0	0.0	0.0	0.0	0.0	0.0
33	0.0	0.0	0.0	0.0	0.0	0.0	0.0	0.0	0.0	0.0	0.0	0.0	0.0	0.0	0.0	0.0	0.0	0.0	0.0	0.0
34	0.0	0.0	0.0	0.0	0.0	0.0	0.0	0.0	0.0	0.0	0.0	0.0	0.0	0.0	0.0	0.0	0.0	0.0	0.0	0.0
35	0.0	0.0	0.0	0.0	0.0	0.0	0.0	0.0	0.0	0.0	0.0	0.0	0.0	0.0	0.0	0.0	0.0	0.0	0.0	0.0
36	0.0	0.0	0.0	0.0	0.0	0.0	0.0	0.0	0.0	0.0	0.0	0.0	0.0	0.0	0.0	0.0	0.0	0.0	0.0	0.0
37	0.0	0.0	0.0	0.0	0.0	0.0	0.0	0.0	0.0	0.0	0.0	0.0	0.0	0.0	0.0	0.0	0.0	0.0	0.0	0.0
38	0.0	0.0	0.0	0.0	0.0	0.0	0.0	0.0	0.0	0.0	0.0	0.0	0.0	0.0	0.0	0.0	0.0	0.0	0.0	0.0
39	0.0	0.0	0.0	0.0	0.0	0.0	0.0	0.0	0.0	0.0	0.0	0.0	0.0	0.0	0.0	0.0	0.0	0.0	0.0	0.0

DATE : 8/24/21
TIME : 13:39:47

RECEPTOR - LINK MATRIX FOR THE ANGLE PRODUCING
THE MAXIMUM CONCENTRATION FOR EACH RECEPTOR

CO/LINK (PPM)
ANGLE (DEGREES)

LINK #	REC21	REC22	REC23	REC24	REC25	REC26	REC27	REC28	REC29	REC30	REC31	REC32	REC33	REC34	REC35	REC36	REC37	REC38	REC39	REC40
	0 0	0	0	150	150	160	160	0	0	0	0	0	0	0	0	0	0	0	0	
1	0.0	0.0	0.0	0.0	0.0	0.0	0.0	0.0	0.0	0.0	0.0	0.0	0.0	0.0	0.0	0.0	0.0	0.0	0.0	0.0
2	0.0	0.0	0.0	0.0	0.0	0.0	0.0	0.0	0.0	0.0	0.0	0.0	0.0	0.0	0.0	0.0	0.0	0.0	0.0	0.0
3	0.0	0.0	0.0	0.0	0.0	0.0	0.0	0.0	0.0	0.0	0.0	0.0	0.0	0.0	0.0	0.0	0.0	0.0	0.0	0.0
4	0.0	0.0	0.0	0.0	0.0	0.0	0.0	0.0	0.0	0.0	0.0	0.0	0.0	0.0	0.0	0.0	0.0	0.0	0.0	0.0
5	0.0	0.0	0.0	0.0	0.0	0.0	0.0	0.0	0.0	0.0	0.0	0.0	0.0	0.0	0.0	0.0	0.0	0.0	0.0	0.0
6	0.0	0.0	0.0	0.0	0.0	0.0	0.0	0.0	0.0	0.0	0.0	0.0	0.0	0.0	0.0	0.0	0.0	0.0	0.0	0.0
7	0.0	0.0	0.0	0.0	0.0	0.0	0.0	0.0	0.0	0.0	0.0	0.0	0.0	0.0	0.0	0.0	0.0	0.0	0.0	0.0
8	0.0	0.0	0.0	0.0	0.0	0.0	0.0	0.0	0.0	0.0	0.0	0.0	0.0	0.0	0.0	0.0	0.0	0.0	0.0	0.0
9	0.0	0.0	0.0	0.0	0.0	0.0	0.0	0.0	0.0	0.0	0.0	0.0	0.0	0.0	0.0	0.0	0.0	0.0	0.0	0.0
10	0.0	0.0	0.0	0.0	0.0	0.0	0.0	0.0	0.0	0.0	0.0	0.0	0.0	0.0	0.0	0.0	0.0	0.0	0.0	0.0
11	0.0	0.0	0.0	0.0	0.0	0.0	0.0	0.0	0.0	0.0	0.0	0.0	0.0	0.0	0.0	0.0	0.0	0.0	0.0	0.0
12	0.0	0.0	0.0	0.0	0.0	0.0	0.0	0.0	0.0	0.0	0.0	0.0	0.0	0.0	0.0	0.0	0.0	0.0	0.0	0.0
13	0.0	0.0	0.0	0.0	0.0	0.0	0.0	0.0	0.0	0.0	0.0	0.0	0.0	0.0	0.0	0.0	0.0	0.0	0.0	0.0
14	0.0	0.0	0.0	0.0	0.0	0.0	0.0	0.0	0.0	0.0	0.0	0.0	0.0	0.0	0.0	0.0	0.0	0.0	0.0	0.0
15	0.0	0.0	0.0	0.0	0.0	0.0	0.0	0.0	0.0	0.0	0.0	0.0	0.0	0.0	0.0	0.0	0.0	0.0	0.0	0.0
16	0.0	0.0	0.0	0.0	0.0	0.0	0.0	0.0	0.0	0.0	0.0	0.0	0.0	0.0	0.0	0.0	0.0	0.0	0.0	0.0
17	0.0	0.0	0.0	0.0	0.0	0.0	0.0	0.0	0.0	0.0	0.0	0.0	0.0	0.0	0.0	0.0	0.0	0.0	0.0	0.0
18	0.0	0.0	0.0	0.0	0.0	0.0	0.0	0.0	0.0	0.0	0.0	0.0	0.0	0.0	0.0	0.0	0.0	0.0	0.0	0.0
19	0.0	0.0	0.0	0.0	0.0	0.0	0.0	0.0	0.0	0.0	0.0	0.0	0.0	0.0	0.0	0.0	0.0	0.0	0.0	0.0
20	0.0	0.0	0.0	0.0	0.0	0.0	0.0	0.0	0.0	0.0	0.0	0.0	0.0	0.0	0.0	0.0	0.0	0.0	0.0	0.0
21	0.0	0.0	0.0	0.0	0.0	0.0	0.0	0.0	0.0	0.0	0.0	0.0	0.0	0.0	0.0	0.0	0.0	0.0	0.0	0.0
22	0.0	0.0	0.0	0.0	0.0	0.0	0.0	0.0	0.0	0.0	0.0	0.0	0.0	0.0	0.0	0.0	0.0	0.0	0.0	0.0
23	0.0	0.0	0.0	0.0	0.0	0.0	0.0	0.0	0.0	0.0	0.0	0.0	0.0	0.0	0.0	0.0	0.0	0.0	0.0	0.0
24	0.0	0.0	0.0	0.0	0.1	0.1	0.1	0.1	0.0	0.0	0.0	0.0	0.0	0.0	0.0	0.0	0.0	0.0	0.0	0.0
25	0.0	0.0	0.0	0.0	0.0	0.0	0.0	0.0	0.0	0.0	0.0	0.0	0.0	0.0	0.0	0.0	0.0	0.0	0.0	0.0
26	0.0	0.0	0.0	0.0	0.0	0.0	0.0	0.0	0.0	0.0	0.0	0.0	0.0	0.0	0.0	0.0	0.0	0.0	0.0	0.0
27	0.0	0.0	0.0	0.0	0.0	0.0	0.0	0.0	0.0	0.0	0.0	0.0	0.0	0.0	0.0	0.0	0.0	0.0	0.0	0.0
28	0.0	0.0	0.0	0.0	0.0	0.0	0.0	0.0	0.0	0.0	0.0	0.0	0.0	0.0	0.0	0.0	0.0	0.0	0.0	0.0
29	0.0	0.0	0.0	0.0	0.0	0.0	0.0	0.0	0.0	0.0	0.0	0.0	0.0	0.0	0.0	0.0	0.0	0.0	0.0	0.0
30	0.0	0.0	0.0	0.0	0.0	0.0	0.0	0.0	0.0	0.0	0.0	0.0	0.0	0.0	0.0	0.0	0.0	0.0	0.0	0.0
31	0.0	0.0	0.0	0.0	0.0	0.0	0.0	0.0	0.0	0.0	0.0	0.0	0.0	0.0	0.0	0.0	0.0	0.0	0.0	0.0
32	0.0	0.0	0.0	0.0	0.0	0.0	0.0	0.0	0.0	0.0	0.0	0.0	0.0	0.0	0.0	0.0	0.0	0.0	0.0	0.0
33	0.0	0.0	0.0	0.0	0.0	0.0	0.0	0.0	0.0	0.0	0.0	0.0	0.0	0.0	0.0	0.0	0.0	0.0	0.0	0.0
34	0.0	0.0	0.0	0.0	0.0	0.0	0.0	0.0	0.0	0.0	0.0	0.0	0.0	0.0	0.0	0.0	0.0	0.0	0.0	0.0
35	0.0	0.0	0.0	0.0	0.0	0.0	0.0	0.0	0.0	0.0	0.0	0.0	0.0	0.0	0.0	0.0	0.0	0.0	0.0	0.0

36	*	0.0	0.0	0.0	0.0	0.0	0.0	0.0	0.0	0.0	0.0	0.0	0.0	0.0	0.0	0.0	0.0	0.0	0.0	0.0	0.0
37	*	0.0	0.0	0.0	0.0	0.0	0.0	0.0	0.0	0.0	0.0	0.0	0.0	0.0	0.0	0.0	0.0	0.0	0.0	0.0	0.0
38	*	0.0	0.0	0.0	0.0	0.0	0.0	0.0	0.0	0.0	0.0	0.0	0.0	0.0	0.0	0.0	0.0	0.0	0.0	0.0	0.0
39	*	0.0	0.0	0.0	0.0	0.0	0.0	0.0	0.0	0.0	0.0	0.0	0.0	0.0	0.0	0.0	0.0	0.0	0.0	0.0	0.0

JOB: SR101L&75thAveTI (2040 Build) RUN: 2040 Build 75th Ave TI PM

DATE : 8/24/21
TIME : 13:39:47

RECEPTOR - LINK MATRIX FOR THE ANGLE PRODUCING
THE MAXIMUM CONCENTRATION FOR EACH RECEPTOR

LINK #	*	CO/LINK (PPM) ANGLE (DEGREES) REC41	REC42	REC43	REC44	REC45	REC46	REC47	REC48
	*	0 0	0	0	0	0	0	0	
1	*	0.0	0.0	0.0	0.0	0.0	0.0	0.0	0.0
2	*	0.0	0.0	0.0	0.0	0.0	0.0	0.0	0.0
3	*	0.0	0.0	0.0	0.0	0.0	0.0	0.0	0.0
4	*	0.0	0.0	0.0	0.0	0.0	0.0	0.0	0.0
5	*	0.0	0.0	0.0	0.0	0.0	0.0	0.0	0.0
6	*	0.0	0.0	0.0	0.0	0.0	0.0	0.0	0.0
7	*	0.0	0.0	0.0	0.0	0.0	0.0	0.0	0.0
8	*	0.0	0.0	0.0	0.0	0.0	0.0	0.0	0.0
9	*	0.0	0.0	0.0	0.0	0.0	0.0	0.0	0.0
10	*	0.0	0.0	0.0	0.0	0.0	0.0	0.0	0.0
11	*	0.0	0.0	0.0	0.0	0.0	0.0	0.0	0.0
12	*	0.0	0.0	0.0	0.0	0.0	0.0	0.0	0.0
13	*	0.0	0.0	0.0	0.0	0.0	0.0	0.0	0.0
14	*	0.0	0.0	0.0	0.0	0.0	0.0	0.0	0.0
15	*	0.0	0.0	0.0	0.0	0.0	0.0	0.0	0.0
16	*	0.0	0.0	0.0	0.0	0.0	0.0	0.0	0.0
17	*	0.0	0.0	0.0	0.0	0.0	0.0	0.0	0.0
18	*	0.0	0.0	0.0	0.0	0.0	0.0	0.0	0.0
19	*	0.0	0.0	0.0	0.0	0.0	0.0	0.0	0.0
20	*	0.0	0.0	0.0	0.0	0.0	0.0	0.0	0.0
21	*	0.0	0.0	0.0	0.0	0.0	0.0	0.0	0.0
22	*	0.0	0.0	0.0	0.0	0.0	0.0	0.0	0.0
23	*	0.0	0.0	0.0	0.0	0.0	0.0	0.0	0.0
24	*	0.0	0.0	0.0	0.0	0.0	0.0	0.0	0.0
25	*	0.0	0.0	0.0	0.0	0.0	0.0	0.0	0.0
26	*	0.0	0.0	0.0	0.0	0.0	0.0	0.0	0.0
27	*	0.0	0.0	0.0	0.0	0.0	0.0	0.0	0.0
28	*	0.0	0.0	0.0	0.0	0.0	0.0	0.0	0.0

```
29  *   0.0   0.0   0.0   0.0   0.0   0.0   0.0   0.0
30  *   0.0   0.0   0.0   0.0   0.0   0.0   0.0   0.0
31  *   0.0   0.0   0.0   0.0   0.0   0.0   0.0   0.0
32  *   0.0   0.0   0.0   0.0   0.0   0.0   0.0   0.0
33  *   0.0   0.0   0.0   0.0   0.0   0.0   0.0   0.0
34  *   0.0   0.0   0.0   0.0   0.0   0.0   0.0   0.0
35  *   0.0   0.0   0.0   0.0   0.0   0.0   0.0   0.0
36  *   0.0   0.0   0.0   0.0   0.0   0.0   0.0   0.0
37  *   0.0   0.0   0.0   0.0   0.0   0.0   0.0   0.0
38  *   0.0   0.0   0.0   0.0   0.0   0.0   0.0   0.0
39  *   0.0   0.0   0.0   0.0   0.0   0.0   0.0   0.0
```

```
                    CAL3QHC: LINE SOURCE DISPERSION MODEL - VERSION 2.0 Dated 95221                        PAGE  1

JOB: SR101L&75thAveTI(2040NoBuild)                        RUN: 2040NoBuild 75thAve TI AM

DATE :  8/24/21
TIME : 13:40:17

   The MODE flag has been set to C for calculating CO averages.

 SITE & METEOROLOGICAL VARIABLES
 -------------------------------
 VS =   0.0 CM/S       VD =   0.0 CM/S       Z0 = 108. CM
  U =  1.0 M/S         CLAS =   4  (D)     ATIM =  60. MINUTES     MIXH =  1000. M   AMB =  0.0 PPM

 LINK VARIABLES
 --------------
   LINK DESCRIPTION     *         LINK COORDINATES (FT)          *    LENGTH  BRG TYPE   VPH    EF      H   W    V/C QUEUE
                        *   X1        Y1        X2        Y2     *     (FT)  (DEG)            (G/MI)  (FT) (FT)       (VEH)
------------------------*----------------------------------------*-------------------------------------------------------
 1. 1_SR101_EB_ML_S1    * 606176.4  970428.2  607239.4  970720.6 *    1102.    75. DP   6531.   0.4 -10.0 68.0
 2. 2_SR101_EB_ML_S2    * 607239.4  970720.6  607929.6  970768.0 *     692.    86. DP   6531.   0.5 -20.0 68.0
 3. 3_SR101_EB_ML_S3    * 607929.6  970768.0  609252.3  970723.4 *    1323.    92. DP   6531.   0.7 -10.0 68.0
 4. 4_SR101_WB_ML_S1    * 607228.2  970808.5  606141.2  970532.5 *    1121.   256. DP   4742.   0.4 -10.0 68.0
 5. 5_SR101_WB_ML_S2    * 607930.8  970840.8  607228.2  970808.5 *     703.   267. DP   4742.   0.5 -20.0 68.0
 6. 6_SR101_WB_ML_S3    * 609253.5  970792.1  607930.8  970840.8 *    1324.   272. DP   4742.   0.7 -10.0 68.0
 7. 7_EB_75th_Ave_offram* 606192.6  970388.8  606889.6  970563.9 *     719.    76. AG    309.   0.7   0.0 32.0
 8. 8_EB_75th_Ave_offram* 606889.6  970563.9  607692.5  970592.7 *     803.    88. AG    309.   0.7   0.0 44.0
 9. 9_EB_75th Ave offram* 607592.2  970581.3  607650.5  970512.1 *      91.   140. AG     11.   0.5   0.0 32.0
10. 10_75th_Ave_NB_to_EB* 607743.1  970527.5  607820.8  970582.4 *      95.    55. AG    321.   0.6   0.0 32.0
11. 11_EB_frontage_road * 608169.2  970585.4  609241.8  970558.7 *    1073.    91. AG    467.   0.6   0.0 44.0
12. 12_EB_75th_Ave_onram* 607689.5  970592.8  608169.4  970595.2 *     480.    90. AG   1877.   0.5   0.0 56.0
13. 13_EB_75th_Ave_onram* 608169.3  970611.1  609249.7  970677.2 *    1082.    86. AG   1236.   0.5   0.0 44.0
14. 14_WB_75th_Ave_offra* 609250.9  970841.0  608282.4  970977.2 *     978.   278. AG    743.   0.9   0.0 32.0
15. 15_WB_frontage_road_* 609250.6  970931.9  608287.7  971009.5 *     966.   275. AG    434.   0.6   0.0 32.0
16. 16_WB_frontage_road_* 608287.7  971009.5  607705.2  971011.9 *     583.   270. AG    434.   0.7   0.0 44.0
17. 17_WB_75th_Ave_offra* 608282.4  970977.2  607705.4  971007.5 *     578.   273. AG    743.   0.9   0.0 32.0
18. 18_WB_75th_Ave_offra* 607813.8  971031.4  607733.0  971088.9 *      99.   305. AG    346.   0.6   0.0 32.0
19. 19_WB_75th_Ave_onram* 607647.1  971086.4  607592.2  971017.2 *      88.   218. AG    164.   0.5   0.0 32.0
20. 20_WB_frontage_road_* 607614.3  971010.0  607165.5  970955.9 *     452.   263. AG    386.   0.5   0.0 44.0
21. 21_WB_frontage_road_* 607165.5  970955.9  606135.2  970621.3 *    1083.   252. AG    386.   0.5   0.0 44.0
22. 22_WB_ML_to_frontage* 607932.2  970870.3  607036.9  970869.3 *     895.   270. DP    915.   1.1 -20.0 32.0
23. 23_WB_ML_to_frontage* 607036.9  970869.3  606138.1  970614.5 *     934.   254. DP    915.   1.1 -10.0 32.0
24. 24_SB_75th_Ave_S1   * 607668.2  971708.4  607672.2  971035.7 *     673.   180. AG   1850.   0.9   0.0 56.0
25. 25_SB_75th_Ave_S2   * 607672.2  971035.7  607660.8  970566.2 *     470.   181. BR   2345.   1.0   0.0 68.0
26. 26_SB_75th_Ave_S3   * 607660.8  970566.2  607667.9  969913.9 *     652.   179. AG    800.   0.6   0.0 44.0
27. 27_SB_75th_Ave_left * 607685.3  970672.4  607759.2  970595.7 *     106.   136. AG   1555.   0.6   0.0 44.0
28. 28_NB_75th_Ave_S1   * 607715.6  969916.3  607719.3  970565.2 *     649.     0. AG    664.   0.6   0.0 44.0
```

29.	29_NB_75th_Ave_S2	* 607719.3	970565.2	607725.8	971035.7 *	471.	1.	BR	684.	0.6	0.0	56.0		
30.	30_NB_75th_Ave_S3	* 607725.8	971035.7	607726.5	971704.9 *	669.	0.	AG	1085.	0.7	0.0	44.0		
31.	31_NB_75th_Ave_left	* 607708.3	970946.8	607613.1	971013.1 *	116.	305.	AG	79.	0.5	0.0	32.0		
32.	32_EB_75th_offramp_Q	* 607629.1	970592.3	607572.8	970592.6 *	56.	270.	AG	3.	100.0	0.0	36.0	0.15	2.9
33.	33_WB_75th_offramp_Q	* 607764.8	971016.4	607983.4	971008.9 *	219.	92.	AG	4.	100.0	0.0	48.0	0.35	11.1
34.	34_SB_75th_Ave_Queue	* 607668.1	971075.0	607655.7	971709.2 *	634.	359.	AG	4.	100.0	0.0	36.0	0.97	32.2
35.	35T_SB_75th_Ave_brid	* 607674.2	970632.4	607674.5	970768.4 *	136.	0.	BR	1.	100.0	0.0	24.0	0.32	6.9
36.	35L_SB_75th_Ave_brid	* 607686.0	970674.3	607691.8	972454.1 *	1780.	0.	BR	3.	100.0	0.0	24.0	1.17	90.4
37.	36T_NB_75th_Ave_brid	* 607727.4	970946.6	607725.2	970721.3 *	225.	181.	BR	2.	100.0	0.0	24.0	0.32	11.4
38.	36L_NB_75th_Ave_brid	* 607708.5	970926.8	607707.5	970721.1 *	206.	180.	BR	2.	100.0	0.0	12.0	1.08	10.5
39.	37_NB_75th_Ave_Queue	* 607720.5	970521.9	607716.7	970353.1 *	169.	181.	AG	8.	100.0	0.0	48.0	0.59	8.6

JOB: SR101L&75thAveTI(2040NoBuild) RUN: 2040NoBuild 75thAve TI AM

DATE : 8/24/21
TIME : 13:40:17

ADDITIONAL QUEUE LINK PARAMETERS

LINK DESCRIPTION	CYCLE LENGTH (SEC)	RED TIME (SEC)	CLEARANCE LOST TIME (SEC)	APPROACH VOL (VPH)	SATURATION FLOW RATE (VPH)	IDLE EM FAC (gm/hr)	SIGNAL TYPE	ARRIVAL RATE
32. 32_EB_75th_offramp_Q*	232	100	5.0	309	1289	0.92	2	3
33. 33_WB_75th_offramp_Q*	305	125	5.0	1281	1625	0.92	2	3
34. 34_SB_75th_Ave_Queue*	305	182	5.0	1850	1676	0.92	2	3
35. 35T_SB_75th_Ave_brid*	232	63	5.0	790	1780	0.92	2	3
36. 35L_SB_75th_Ave_brid*	232	136	5.0	1555	1730	0.92	2	3
37. 36T_NB_75th_Ave_brid*	305	136	5.0	606	1780	0.92	2	3
38. 36L_NB_75th_Ave_brid*	305	272	5.0	79	865	0.92	2	3
39. 37_NB_75th_Ave_Queue*	232	186	5.0	664	1671	0.92	2	3

RECEPTOR LOCATIONS

RECEPTOR	COORDINATES (FT) X	Y	Z
1. R1	607758.4	971640.7	5.9
2. R2	607758.0	971558.7	5.9
3. R3	607756.7	971476.7	5.9
4. R4	607755.4	971394.7	5.9
5. R5	607754.1	971312.8	5.9
6. R6	607754.1	971230.7	5.9
7. R7	607755.7	971148.7	5.9
8. R8	607769.5	971067.9	5.9
9. R9	607837.2	971158.0	5.9
10. R10	607918.8	971150.2	5.9

```
11. R11                  *    608000.4   971142.6        5.9   *
12. R12                  *    608082.1   971134.9        5.9   *
13. R13                  *    608163.7   971127.2        5.9   *
14. R14                  *    608245.4   971119.4        5.9   *
15. R15                  *    608327.0   971111.7        5.9   *
16. R16                  *    608408.6   971103.9        5.9   *
17. R17                  *    608490.3   971096.2        5.9   *
18. R18                  *    608571.9   971088.5        5.9   *
19. R19                  *    608653.5   971080.7        5.9   *
20. R20                  *    608735.2   971073.0        5.9   *
21. R21                  *    608816.8   971065.4        5.9   *
22. R22                  *    608898.5   971057.7        5.9   *
23. R23                  *    608980.1   971049.9        5.9   *
24. R24                  *    608908.5   970527.3        5.9   *
25. R25                  *    608826.4   970526.5        5.9   *
26. R26                  *    608744.5   970525.8        5.9   *
27. R27                  *    608662.5   970525.0        5.9   *
28. R28                  *    608580.5   970524.2        5.9   *
29. R29                  *    608498.5   970523.5        5.9   *
30. R30                  *    608416.5   970522.8        5.9   *
31. R31                  *    608334.5   970522.0        5.9   *
32. R32                  *    608252.5   970521.3        5.9   *
33. R33                  *    608170.5   970520.5        5.9   *
34. R34                  *    608088.5   970519.8        5.9   *
35. R35                  *    608006.5   970519.0        5.9   *
36. R36                  *    607926.3   970518.3        5.9   *
37. R37                  *    607842.5   970517.6        5.9   *
```


JOB: SR101L&75thAveTI(2040NoBuild) RUN: 2040NoBuild 75thAve TI AM

DATE : 8/24/21
TIME : 13:40:17

RECEPTOR LOCATIONS

```
                         *          COORDINATES (FT)          *
  RECEPTOR               *      X          Y          Z       *
---------------- --------*-----------------------------------*
38. R38                  *    607759.2   970629.1        5.9   *
39. R39                  *    607760.5   970516.7        5.9   *
40. R40                  *    607760.4   970434.7        5.9   *
41. R41                  *    607760.2   970352.8        5.9   *
42. R42                  *    607756.6   970270.9        5.9   *
43. R43                  *    607752.2   970189.0        5.9   *
44. R44                  *    607745.6   970107.2        5.9   *
45. R45                  *    607748.6   970025.4        5.9   *
```

46. R46 * 607747.2 969943.6 5.9 *

JOB: SR101L&75thAveTI(2040NoBuild) RUN: 2040NoBuild 75thAve TI AM

MODEL RESULTS

REMARKS : In search of the angle corresponding to the maximum concentration, only the first angle, of the angles with same maximum concentrations, is indicated as maximum.

WIND ANGLE RANGE: 0.-360.

WIND ANGLE (DEGR)	* CONCENTRATION (PPM) REC1	REC2	REC3	REC4	REC5	REC6	REC7	REC8	REC9	REC10	REC11	REC12	REC13	REC14	REC15	REC16	REC17	REC18	REC19	REC20
0.	0.0	0.0	0.0	0.0	0.0	0.0	0.0	0.0	0.0	0.0	0.0	0.0	0.0	0.0	0.0	0.0	0.0	0.0	0.0	0.0
10.	0.0	0.0	0.0	0.0	0.0	0.0	0.0	0.0	0.0	0.0	0.0	0.0	0.0	0.0	0.0	0.0	0.0	0.0	0.0	0.0
20.	0.0	0.0	0.0	0.0	0.0	0.0	0.0	0.0	0.0	0.0	0.0	0.0	0.0	0.0	0.0	0.0	0.0	0.0	0.0	0.0
30.	0.0	0.0	0.0	0.0	0.0	0.0	0.0	0.0	0.0	0.0	0.0	0.0	0.0	0.0	0.0	0.0	0.0	0.0	0.0	0.0
40.	0.0	0.0	0.0	0.0	0.0	0.0	0.0	0.0	0.0	0.0	0.0	0.0	0.0	0.0	0.0	0.0	0.0	0.0	0.0	0.0
50.	0.0	0.0	0.0	0.0	0.0	0.0	0.0	0.0	0.0	0.0	0.0	0.0	0.0	0.0	0.0	0.0	0.0	0.0	0.0	0.0
60.	0.0	0.0	0.0	0.0	0.0	0.0	0.0	0.0	0.0	0.0	0.0	0.0	0.0	0.0	0.0	0.0	0.0	0.0	0.0	0.0
70.	0.0	0.0	0.0	0.0	0.0	0.0	0.0	0.0	0.0	0.0	0.0	0.0	0.0	0.0	0.0	0.0	0.0	0.0	0.0	0.0
80.	0.0	0.0	0.0	0.0	0.0	0.0	0.0	0.0	0.0	0.0	0.0	0.0	0.0	0.0	0.0	0.0	0.0	0.0	0.0	0.0
90.	0.0	0.0	0.0	0.0	0.0	0.0	0.0	0.0	0.0	0.0	0.0	0.0	0.0	0.0	0.0	0.0	0.0	0.0	0.0	0.0
100.	0.0	0.0	0.0	0.0	0.0	0.0	0.0	0.0	0.0	0.0	0.0	0.0	0.0	0.0	0.0	0.0	0.0	0.0	0.0	0.0
110.	0.0	0.0	0.0	0.0	0.0	0.0	0.0	0.0	0.0	0.0	0.0	0.0	0.0	0.0	0.0	0.0	0.0	0.0	0.0	0.0
120.	0.0	0.0	0.0	0.0	0.0	0.0	0.0	0.0	0.0	0.0	0.0	0.0	0.0	0.0	0.0	0.0	0.0	0.0	0.0	0.0
130.	0.0	0.0	0.0	0.0	0.0	0.0	0.0	0.0	0.0	0.0	0.0	0.0	0.0	0.0	0.0	0.0	0.0	0.0	0.0	0.0
140.	0.0	0.0	0.0	0.0	0.0	0.0	0.0	0.0	0.0	0.0	0.0	0.0	0.0	0.0	0.0	0.0	0.0	0.0	0.0	0.0
150.	0.0	0.0	0.0	0.0	0.0	0.0	0.0	0.0	0.0	0.0	0.0	0.0	0.0	0.0	0.0	0.0	0.0	0.0	0.0	0.0
160.	0.0	0.0	0.0	0.0	0.0	0.0	0.0	0.0	0.0	0.0	0.0	0.0	0.0	0.0	0.0	0.0	0.0	0.0	0.0	0.0
170.	0.0	0.0	0.0	0.0	0.0	0.0	0.0	0.0	0.0	0.0	0.0	0.0	0.0	0.0	0.0	0.0	0.0	0.0	0.0	0.0
180.	0.0	0.0	0.0	0.0	0.0	0.0	0.0	0.0	0.0	0.0	0.0	0.0	0.0	0.0	0.0	0.0	0.0	0.0	0.0	0.0
190.	0.0	0.0	0.0	0.0	0.0	0.0	0.0	0.0	0.0	0.0	0.0	0.0	0.0	0.0	0.0	0.0	0.0	0.0	0.0	0.0
200.	0.0	0.0	0.0	0.0	0.0	0.0	0.0	0.0	0.0	0.0	0.0	0.0	0.0	0.0	0.0	0.0	0.0	0.0	0.0	0.0
210.	0.0	0.0	0.0	0.0	0.0	0.0	0.0	0.0	0.0	0.0	0.0	0.0	0.0	0.0	0.0	0.0	0.0	0.0	0.0	0.0
220.	0.0	0.0	0.0	0.0	0.0	0.0	0.0	0.0	0.0	0.0	0.0	0.0	0.0	0.0	0.0	0.0	0.0	0.0	0.0	0.0
230.	0.0	0.0	0.0	0.0	0.0	0.0	0.0	0.0	0.0	0.0	0.0	0.0	0.0	0.0	0.0	0.0	0.0	0.0	0.0	0.0
240.	0.0	0.0	0.0	0.0	0.0	0.0	0.0	0.0	0.0	0.0	0.0	0.0	0.0	0.0	0.0	0.0	0.0	0.0	0.0	0.0
250.	0.0	0.0	0.0	0.0	0.0	0.0	0.0	0.0	0.0	0.0	0.0	0.0	0.0	0.0	0.0	0.0	0.0	0.0	0.0	0.0
260.	0.0	0.0	0.0	0.0	0.0	0.0	0.0	0.0	0.0	0.0	0.0	0.0	0.0	0.0	0.0	0.0	0.0	0.0	0.0	0.0
270.	0.0	0.0	0.0	0.0	0.0	0.0	0.0	0.0	0.0	0.0	0.0	0.0	0.0	0.0	0.0	0.0	0.0	0.0	0.0	0.0
280.	0.0	0.0	0.0	0.0	0.0	0.0	0.0	0.0	0.0	0.0	0.0	0.0	0.0	0.0	0.0	0.0	0.0	0.0	0.0	0.0

290.	*	0.0	0.0	0.0	0.0	0.0	0.0	0.0	0.0	0.0	0.0	0.0	0.0	0.0	0.0	0.0	0.0	0.0	0.0	0.0	0.0
300.	*	0.0	0.0	0.0	0.0	0.0	0.0	0.0	0.0	0.0	0.0	0.0	0.0	0.0	0.0	0.0	0.0	0.0	0.0	0.0	0.0
310.	*	0.0	0.0	0.0	0.0	0.0	0.0	0.0	0.0	0.0	0.0	0.0	0.0	0.0	0.0	0.0	0.0	0.0	0.0	0.0	0.0
320.	*	0.0	0.0	0.0	0.0	0.0	0.0	0.0	0.0	0.0	0.0	0.0	0.0	0.0	0.0	0.0	0.0	0.0	0.0	0.0	0.0
330.	*	0.0	0.0	0.0	0.0	0.0	0.0	0.0	0.0	0.0	0.0	0.0	0.0	0.0	0.0	0.0	0.0	0.0	0.0	0.0	0.0
340.	*	0.0	0.0	0.0	0.0	0.0	0.0	0.0	0.0	0.0	0.0	0.0	0.0	0.0	0.0	0.0	0.0	0.0	0.0	0.0	0.0
350.	*	0.0	0.0	0.0	0.0	0.0	0.0	0.0	0.0	0.0	0.0	0.0	0.0	0.0	0.0	0.0	0.0	0.0	0.0	0.0	0.0
360.	*	0.0	0.0	0.0	0.0	0.0	0.0	0.0	0.0	0.0	0.0	0.0	0.0	0.0	0.0	0.0	0.0	0.0	0.0	0.0	0.0
MAX	*	0.0	0.0	0.0	0.0	0.0	0.0	0.0	0.0	0.0	0.0	0.0	0.0	0.0	0.0	0.0	0.0	0.0	0.0	0.0	0.0
DEGR.	*	0	0	0	0	0	0	0	0	0	0	0	0	0	0	0	0	0	0	0	0

JOB: SR101L&75thAveTI(2040NoBuild) RUN: 2040NoBuild 75thAve TI AM

MODEL RESULTS

REMARKS : In search of the angle corresponding to the maximum concentration, only the first angle, of the angles with same maximum concentrations, is indicated as maximum.

WIND ANGLE RANGE: 0.-360.

WIND ANGLE (DEGR)	*	CONCENTRATION (PPM) REC21	REC22	REC23	REC24	REC25	REC26	REC27	REC28	REC29	REC30	REC31	REC32	REC33	REC34	REC35	REC36	REC37	REC38	REC39	REC40
0.	*	0.0	0.0	0.0	0.0	0.0	0.0	0.0	0.0	0.0	0.0	0.0	0.0	0.0	0.0	0.0	0.0	0.0	0.0	0.0	0.0
10.	*	0.0	0.0	0.0	0.0	0.0	0.0	0.0	0.0	0.0	0.0	0.0	0.0	0.0	0.0	0.0	0.0	0.0	0.0	0.0	0.0
20.	*	0.0	0.0	0.0	0.0	0.0	0.0	0.0	0.0	0.0	0.0	0.0	0.0	0.0	0.0	0.0	0.0	0.0	0.0	0.0	0.0
30.	*	0.0	0.0	0.0	0.0	0.0	0.0	0.0	0.0	0.0	0.0	0.0	0.0	0.0	0.0	0.0	0.0	0.0	0.0	0.0	0.0
40.	*	0.0	0.0	0.0	0.0	0.0	0.0	0.0	0.0	0.0	0.0	0.0	0.0	0.0	0.0	0.0	0.0	0.0	0.0	0.0	0.0
50.	*	0.0	0.0	0.0	0.0	0.0	0.0	0.0	0.0	0.0	0.0	0.0	0.0	0.0	0.0	0.0	0.0	0.0	0.0	0.0	0.0
60.	*	0.0	0.0	0.0	0.0	0.0	0.0	0.0	0.0	0.0	0.0	0.0	0.0	0.0	0.0	0.0	0.0	0.0	0.0	0.0	0.0
70.	*	0.0	0.0	0.0	0.0	0.0	0.0	0.0	0.0	0.0	0.0	0.0	0.0	0.0	0.0	0.0	0.0	0.0	0.1	0.0	0.0
80.	*	0.0	0.0	0.0	0.0	0.0	0.0	0.0	0.0	0.0	0.0	0.0	0.0	0.0	0.0	0.0	0.0	0.0	0.1	0.0	0.0
90.	*	0.0	0.0	0.0	0.0	0.0	0.0	0.0	0.0	0.0	0.0	0.0	0.0	0.0	0.0	0.0	0.0	0.0	0.0	0.0	0.0
100.	*	0.0	0.0	0.0	0.0	0.0	0.0	0.0	0.0	0.0	0.0	0.0	0.0	0.0	0.0	0.0	0.0	0.0	0.0	0.0	0.0
110.	*	0.0	0.0	0.0	0.0	0.0	0.0	0.0	0.0	0.0	0.0	0.0	0.0	0.0	0.0	0.0	0.0	0.0	0.0	0.0	0.0
120.	*	0.0	0.0	0.0	0.0	0.0	0.0	0.0	0.0	0.0	0.0	0.0	0.0	0.0	0.0	0.0	0.0	0.0	0.0	0.0	0.0
130.	*	0.0	0.0	0.0	0.0	0.0	0.0	0.0	0.0	0.0	0.0	0.0	0.0	0.0	0.0	0.0	0.0	0.0	0.0	0.0	0.0
140.	*	0.0	0.0	0.0	0.0	0.0	0.0	0.0	0.0	0.0	0.0	0.0	0.0	0.0	0.0	0.0	0.0	0.0	0.0	0.0	0.0
150.	*	0.0	0.0	0.0	0.0	0.0	0.0	0.0	0.0	0.0	0.0	0.0	0.0	0.0	0.0	0.0	0.0	0.0	0.0	0.0	0.0
160.	*	0.0	0.0	0.0	0.0	0.0	0.0	0.0	0.0	0.0	0.0	0.0	0.0	0.0	0.0	0.0	0.0	0.0	0.0	0.0	0.0
170.	*	0.0	0.0	0.0	0.0	0.0	0.0	0.0	0.0	0.0	0.0	0.0	0.0	0.0	0.0	0.0	0.0	0.0	0.0	0.0	0.0

180.	*	0.0	0.0	0.0	0.0	0.0	0.0	0.0	0.0	0.0	0.0	0.0	0.0	0.0	0.0	0.0	0.0	0.0	0.0	0.0	0.0
190.	*	0.0	0.0	0.0	0.0	0.0	0.0	0.0	0.0	0.0	0.0	0.0	0.0	0.0	0.0	0.0	0.0	0.0	0.0	0.0	0.0
200.	*	0.0	0.0	0.0	0.0	0.0	0.0	0.0	0.0	0.0	0.0	0.0	0.0	0.0	0.0	0.0	0.0	0.0	0.0	0.0	0.0
210.	*	0.0	0.0	0.0	0.0	0.0	0.0	0.0	0.0	0.0	0.0	0.0	0.0	0.0	0.0	0.0	0.0	0.0	0.0	0.0	0.0
220.	*	0.0	0.0	0.0	0.0	0.0	0.0	0.0	0.0	0.0	0.0	0.0	0.0	0.0	0.0	0.0	0.0	0.0	0.0	0.0	0.0
230.	*	0.0	0.0	0.0	0.0	0.0	0.0	0.0	0.0	0.0	0.0	0.0	0.0	0.0	0.0	0.0	0.0	0.0	0.0	0.0	0.0
240.	*	0.0	0.0	0.0	0.0	0.0	0.0	0.0	0.0	0.0	0.0	0.0	0.0	0.0	0.0	0.0	0.0	0.0	0.0	0.0	0.0
250.	*	0.0	0.0	0.0	0.0	0.0	0.0	0.0	0.0	0.0	0.0	0.0	0.0	0.0	0.0	0.0	0.0	0.0	0.0	0.0	0.0
260.	*	0.0	0.0	0.0	0.0	0.0	0.0	0.0	0.0	0.0	0.0	0.0	0.0	0.0	0.0	0.0	0.0	0.0	0.0	0.0	0.0
270.	*	0.0	0.0	0.0	0.0	0.0	0.0	0.0	0.0	0.0	0.0	0.0	0.0	0.0	0.0	0.0	0.0	0.0	0.0	0.0	0.0
280.	*	0.0	0.0	0.0	0.0	0.0	0.0	0.0	0.0	0.0	0.0	0.0	0.0	0.0	0.0	0.0	0.0	0.0	0.0	0.0	0.0
290.	*	0.0	0.0	0.0	0.0	0.0	0.0	0.0	0.0	0.0	0.0	0.0	0.0	0.0	0.0	0.0	0.0	0.0	0.0	0.0	0.0
300.	*	0.0	0.0	0.0	0.0	0.0	0.0	0.0	0.0	0.0	0.0	0.0	0.0	0.0	0.0	0.0	0.0	0.0	0.0	0.0	0.0
310.	*	0.0	0.0	0.0	0.0	0.0	0.0	0.0	0.0	0.0	0.0	0.0	0.0	0.0	0.0	0.0	0.0	0.0	0.0	0.0	0.0
320.	*	0.0	0.0	0.0	0.0	0.0	0.0	0.0	0.0	0.0	0.0	0.0	0.0	0.0	0.0	0.0	0.0	0.0	0.0	0.0	0.0
330.	*	0.0	0.0	0.0	0.0	0.0	0.0	0.0	0.0	0.0	0.0	0.0	0.0	0.0	0.0	0.0	0.0	0.0	0.0	0.0	0.0
340.	*	0.0	0.0	0.0	0.0	0.0	0.0	0.0	0.0	0.0	0.0	0.0	0.0	0.0	0.0	0.0	0.0	0.0	0.0	0.0	0.0
350.	*	0.0	0.0	0.0	0.0	0.0	0.0	0.0	0.0	0.0	0.0	0.0	0.0	0.0	0.0	0.0	0.0	0.0	0.0	0.0	0.0
360.	*	0.0	0.0	0.0	0.0	0.0	0.0	0.0	0.0	0.0	0.0	0.0	0.0	0.0	0.0	0.0	0.0	0.0	0.0	0.0	0.0
MAX	*	0.0	0.0	0.0	0.0	0.0	0.0	0.0	0.0	0.0	0.0	0.0	0.0	0.0	0.0	0.0	0.0	0.0	0.1	0.0	0.0
DEGR.	*	0	0	0	0	0	0	0	0	0	0	0	0	0	0	0	0	0	70	0	0

JOB: SR101L&75thAveTI(2040NoBuild) RUN: 2040NoBuild 75thAve TI AM

MODEL RESULTS

REMARKS : In search of the angle corresponding to the maximum concentration, only the first angle, of the angles with same maximum concentrations, is indicated as maximum.

WIND ANGLE RANGE: 0.-360.

WIND ANGLE (DEGR)	*	CONCENTRATION (PPM) REC41	REC42	REC43	REC44	REC45	REC46
0.	*	0.0	0.0	0.0	0.0	0.0	0.0
10.	*	0.0	0.0	0.0	0.0	0.0	0.0
20.	*	0.0	0.0	0.0	0.0	0.0	0.0
30.	*	0.0	0.0	0.0	0.0	0.0	0.0
40.	*	0.0	0.0	0.0	0.0	0.0	0.0
50.	*	0.0	0.0	0.0	0.0	0.0	0.0
60.	*	0.0	0.0	0.0	0.0	0.0	0.0

```
 70.  *   0.0   0.0   0.0   0.0   0.0   0.0
 80.  *   0.0   0.0   0.0   0.0   0.0   0.0
 90.  *   0.0   0.0   0.0   0.0   0.0   0.0
100.  *   0.0   0.0   0.0   0.0   0.0   0.0
110.  *   0.0   0.0   0.0   0.0   0.0   0.0
120.  *   0.0   0.0   0.0   0.0   0.0   0.0
130.  *   0.0   0.0   0.0   0.0   0.0   0.0
140.  *   0.0   0.0   0.0   0.0   0.0   0.0
150.  *   0.0   0.0   0.0   0.0   0.0   0.0
160.  *   0.0   0.0   0.0   0.0   0.0   0.0
170.  *   0.0   0.0   0.0   0.0   0.0   0.0
180.  *   0.0   0.0   0.0   0.0   0.0   0.0
190.  *   0.0   0.0   0.0   0.0   0.0   0.0
200.  *   0.0   0.0   0.0   0.0   0.0   0.0
210.  *   0.0   0.0   0.0   0.0   0.0   0.0
220.  *   0.0   0.0   0.0   0.0   0.0   0.0
230.  *   0.0   0.0   0.0   0.0   0.0   0.0
240.  *   0.0   0.0   0.0   0.0   0.0   0.0
250.  *   0.0   0.0   0.0   0.0   0.0   0.0
260.  *   0.0   0.0   0.0   0.0   0.0   0.0
270.  *   0.0   0.0   0.0   0.0   0.0   0.0
280.  *   0.0   0.0   0.0   0.0   0.0   0.0
290.  *   0.0   0.0   0.0   0.0   0.0   0.0
300.  *   0.0   0.0   0.0   0.0   0.0   0.0
310.  *   0.0   0.0   0.0   0.0   0.0   0.0
320.  *   0.0   0.0   0.0   0.0   0.0   0.0
330.  *   0.0   0.0   0.0   0.0   0.0   0.0
340.  *   0.0   0.0   0.0   0.0   0.0   0.0
350.  *   0.0   0.0   0.0   0.0   0.0   0.0
360.  *   0.0   0.0   0.0   0.0   0.0   0.0
------*-----------------------------------
MAX   *   0.0   0.0   0.0   0.0   0.0   0.0
DEGR. *    0     0     0     0     0     0

THE HIGHEST CONCENTRATION OF    0.10 PPM OCCURRED AT RECEPTOR REC38.
```


JOB: SR101L&75thAveTI(2040NoBuild) RUN: 2040NoBuild 75thAve TI AM

DATE : 8/24/21
TIME : 13:40:17

RECEPTOR - LINK MATRIX FOR THE ANGLE PRODUCING
THE MAXIMUM CONCENTRATION FOR EACH RECEPTOR

```
    *    CO/LINK  (PPM)
    *    ANGLE (DEGREES)
```

LINK #	REC1 0 0	REC2 0	REC3 0	REC4 0	REC5 0	REC6 0	REC7 0	REC8 0	REC9 0	REC10 0	REC11 0	REC12 0	REC13 0	REC14 0	REC15 0	REC16 0	REC17 0	REC18 0	REC19 0	REC20
1	0.0	0.0	0.0	0.0	0.0	0.0	0.0	0.0	0.0	0.0	0.0	0.0	0.0	0.0	0.0	0.0	0.0	0.0	0.0	0.0
2	0.0	0.0	0.0	0.0	0.0	0.0	0.0	0.0	0.0	0.0	0.0	0.0	0.0	0.0	0.0	0.0	0.0	0.0	0.0	0.0
3	0.0	0.0	0.0	0.0	0.0	0.0	0.0	0.0	0.0	0.0	0.0	0.0	0.0	0.0	0.0	0.0	0.0	0.0	0.0	0.0
4	0.0	0.0	0.0	0.0	0.0	0.0	0.0	0.0	0.0	0.0	0.0	0.0	0.0	0.0	0.0	0.0	0.0	0.0	0.0	0.0
5	0.0	0.0	0.0	0.0	0.0	0.0	0.0	0.0	0.0	0.0	0.0	0.0	0.0	0.0	0.0	0.0	0.0	0.0	0.0	0.0
6	0.0	0.0	0.0	0.0	0.0	0.0	0.0	0.0	0.0	0.0	0.0	0.0	0.0	0.0	0.0	0.0	0.0	0.0	0.0	0.0
7	0.0	0.0	0.0	0.0	0.0	0.0	0.0	0.0	0.0	0.0	0.0	0.0	0.0	0.0	0.0	0.0	0.0	0.0	0.0	0.0
8	0.0	0.0	0.0	0.0	0.0	0.0	0.0	0.0	0.0	0.0	0.0	0.0	0.0	0.0	0.0	0.0	0.0	0.0	0.0	0.0
9	0.0	0.0	0.0	0.0	0.0	0.0	0.0	0.0	0.0	0.0	0.0	0.0	0.0	0.0	0.0	0.0	0.0	0.0	0.0	0.0
10	0.0	0.0	0.0	0.0	0.0	0.0	0.0	0.0	0.0	0.0	0.0	0.0	0.0	0.0	0.0	0.0	0.0	0.0	0.0	0.0
11	0.0	0.0	0.0	0.0	0.0	0.0	0.0	0.0	0.0	0.0	0.0	0.0	0.0	0.0	0.0	0.0	0.0	0.0	0.0	0.0
12	0.0	0.0	0.0	0.0	0.0	0.0	0.0	0.0	0.0	0.0	0.0	0.0	0.0	0.0	0.0	0.0	0.0	0.0	0.0	0.0
13	0.0	0.0	0.0	0.0	0.0	0.0	0.0	0.0	0.0	0.0	0.0	0.0	0.0	0.0	0.0	0.0	0.0	0.0	0.0	0.0
14	0.0	0.0	0.0	0.0	0.0	0.0	0.0	0.0	0.0	0.0	0.0	0.0	0.0	0.0	0.0	0.0	0.0	0.0	0.0	0.0
15	0.0	0.0	0.0	0.0	0.0	0.0	0.0	0.0	0.0	0.0	0.0	0.0	0.0	0.0	0.0	0.0	0.0	0.0	0.0	0.0
16	0.0	0.0	0.0	0.0	0.0	0.0	0.0	0.0	0.0	0.0	0.0	0.0	0.0	0.0	0.0	0.0	0.0	0.0	0.0	0.0
17	0.0	0.0	0.0	0.0	0.0	0.0	0.0	0.0	0.0	0.0	0.0	0.0	0.0	0.0	0.0	0.0	0.0	0.0	0.0	0.0
18	0.0	0.0	0.0	0.0	0.0	0.0	0.0	0.0	0.0	0.0	0.0	0.0	0.0	0.0	0.0	0.0	0.0	0.0	0.0	0.0
19	0.0	0.0	0.0	0.0	0.0	0.0	0.0	0.0	0.0	0.0	0.0	0.0	0.0	0.0	0.0	0.0	0.0	0.0	0.0	0.0
20	0.0	0.0	0.0	0.0	0.0	0.0	0.0	0.0	0.0	0.0	0.0	0.0	0.0	0.0	0.0	0.0	0.0	0.0	0.0	0.0
21	0.0	0.0	0.0	0.0	0.0	0.0	0.0	0.0	0.0	0.0	0.0	0.0	0.0	0.0	0.0	0.0	0.0	0.0	0.0	0.0
22	0.0	0.0	0.0	0.0	0.0	0.0	0.0	0.0	0.0	0.0	0.0	0.0	0.0	0.0	0.0	0.0	0.0	0.0	0.0	0.0
23	0.0	0.0	0.0	0.0	0.0	0.0	0.0	0.0	0.0	0.0	0.0	0.0	0.0	0.0	0.0	0.0	0.0	0.0	0.0	0.0
24	0.0	0.0	0.0	0.0	0.0	0.0	0.0	0.0	0.0	0.0	0.0	0.0	0.0	0.0	0.0	0.0	0.0	0.0	0.0	0.0
25	0.0	0.0	0.0	0.0	0.0	0.0	0.0	0.0	0.0	0.0	0.0	0.0	0.0	0.0	0.0	0.0	0.0	0.0	0.0	0.0
26	0.0	0.0	0.0	0.0	0.0	0.0	0.0	0.0	0.0	0.0	0.0	0.0	0.0	0.0	0.0	0.0	0.0	0.0	0.0	0.0
27	0.0	0.0	0.0	0.0	0.0	0.0	0.0	0.0	0.0	0.0	0.0	0.0	0.0	0.0	0.0	0.0	0.0	0.0	0.0	0.0
28	0.0	0.0	0.0	0.0	0.0	0.0	0.0	0.0	0.0	0.0	0.0	0.0	0.0	0.0	0.0	0.0	0.0	0.0	0.0	0.0
29	0.0	0.0	0.0	0.0	0.0	0.0	0.0	0.0	0.0	0.0	0.0	0.0	0.0	0.0	0.0	0.0	0.0	0.0	0.0	0.0
30	0.0	0.0	0.0	0.0	0.0	0.0	0.0	0.0	0.0	0.0	0.0	0.0	0.0	0.0	0.0	0.0	0.0	0.0	0.0	0.0
31	0.0	0.0	0.0	0.0	0.0	0.0	0.0	0.0	0.0	0.0	0.0	0.0	0.0	0.0	0.0	0.0	0.0	0.0	0.0	0.0
32	0.0	0.0	0.0	0.0	0.0	0.0	0.0	0.0	0.0	0.0	0.0	0.0	0.0	0.0	0.0	0.0	0.0	0.0	0.0	0.0
33	0.0	0.0	0.0	0.0	0.0	0.0	0.0	0.0	0.0	0.0	0.0	0.0	0.0	0.0	0.0	0.0	0.0	0.0	0.0	0.0
34	0.0	0.0	0.0	0.0	0.0	0.0	0.0	0.0	0.0	0.0	0.0	0.0	0.0	0.0	0.0	0.0	0.0	0.0	0.0	0.0
35	0.0	0.0	0.0	0.0	0.0	0.0	0.0	0.0	0.0	0.0	0.0	0.0	0.0	0.0	0.0	0.0	0.0	0.0	0.0	0.0
36	0.0	0.0	0.0	0.0	0.0	0.0	0.0	0.0	0.0	0.0	0.0	0.0	0.0	0.0	0.0	0.0	0.0	0.0	0.0	0.0
37	0.0	0.0	0.0	0.0	0.0	0.0	0.0	0.0	0.0	0.0	0.0	0.0	0.0	0.0	0.0	0.0	0.0	0.0	0.0	0.0
38	0.0	0.0	0.0	0.0	0.0	0.0	0.0	0.0	0.0	0.0	0.0	0.0	0.0	0.0	0.0	0.0	0.0	0.0	0.0	0.0
39	0.0	0.0	0.0	0.0	0.0	0.0	0.0	0.0	0.0	0.0	0.0	0.0	0.0	0.0	0.0	0.0	0.0	0.0	0.0	0.0

JOB: SR101L&75thAveTI(2040NoBuild) RUN: 2040NoBuild 75thAve TI AM

DATE : 8/24/21
TIME : 13:40:17

RECEPTOR - LINK MATRIX FOR THE ANGLE PRODUCING
THE MAXIMUM CONCENTRATION FOR EACH RECEPTOR

CO/LINK (PPM)
ANGLE (DEGREES)

LINK #	REC21	REC22	REC23	REC24	REC25	REC26	REC27	REC28	REC29	REC30	REC31	REC32	REC33	REC34	REC35	REC36	REC37	REC38	REC39	REC40
	0 0	0	0	0	0	0	0	0	0	0	0	0	0	0	0	0	70	0	0	
1	0.0	0.0	0.0	0.0	0.0	0.0	0.0	0.0	0.0	0.0	0.0	0.0	0.0	0.0	0.0	0.0	0.0	0.0	0.0	0.0
2	0.0	0.0	0.0	0.0	0.0	0.0	0.0	0.0	0.0	0.0	0.0	0.0	0.0	0.0	0.0	0.0	0.0	0.0	0.0	0.0
3	0.0	0.0	0.0	0.0	0.0	0.0	0.0	0.0	0.0	0.0	0.0	0.0	0.0	0.0	0.0	0.0	0.0	0.1	0.0	0.0
4	0.0	0.0	0.0	0.0	0.0	0.0	0.0	0.0	0.0	0.0	0.0	0.0	0.0	0.0	0.0	0.0	0.0	0.0	0.0	0.0
5	0.0	0.0	0.0	0.0	0.0	0.0	0.0	0.0	0.0	0.0	0.0	0.0	0.0	0.0	0.0	0.0	0.0	0.0	0.0	0.0
6	0.0	0.0	0.0	0.0	0.0	0.0	0.0	0.0	0.0	0.0	0.0	0.0	0.0	0.0	0.0	0.0	0.0	0.0	0.0	0.0
7	0.0	0.0	0.0	0.0	0.0	0.0	0.0	0.0	0.0	0.0	0.0	0.0	0.0	0.0	0.0	0.0	0.0	0.0	0.0	0.0
8	0.0	0.0	0.0	0.0	0.0	0.0	0.0	0.0	0.0	0.0	0.0	0.0	0.0	0.0	0.0	0.0	0.0	0.0	0.0	0.0
9	0.0	0.0	0.0	0.0	0.0	0.0	0.0	0.0	0.0	0.0	0.0	0.0	0.0	0.0	0.0	0.0	0.0	0.0	0.0	0.0
10	0.0	0.0	0.0	0.0	0.0	0.0	0.0	0.0	0.0	0.0	0.0	0.0	0.0	0.0	0.0	0.0	0.0	0.0	0.0	0.0
11	0.0	0.0	0.0	0.0	0.0	0.0	0.0	0.0	0.0	0.0	0.0	0.0	0.0	0.0	0.0	0.0	0.0	0.0	0.0	0.0
12	0.0	0.0	0.0	0.0	0.0	0.0	0.0	0.0	0.0	0.0	0.0	0.0	0.0	0.0	0.0	0.0	0.0	0.0	0.0	0.0
13	0.0	0.0	0.0	0.0	0.0	0.0	0.0	0.0	0.0	0.0	0.0	0.0	0.0	0.0	0.0	0.0	0.0	0.0	0.0	0.0
14	0.0	0.0	0.0	0.0	0.0	0.0	0.0	0.0	0.0	0.0	0.0	0.0	0.0	0.0	0.0	0.0	0.0	0.0	0.0	0.0
15	0.0	0.0	0.0	0.0	0.0	0.0	0.0	0.0	0.0	0.0	0.0	0.0	0.0	0.0	0.0	0.0	0.0	0.0	0.0	0.0
16	0.0	0.0	0.0	0.0	0.0	0.0	0.0	0.0	0.0	0.0	0.0	0.0	0.0	0.0	0.0	0.0	0.0	0.0	0.0	0.0
17	0.0	0.0	0.0	0.0	0.0	0.0	0.0	0.0	0.0	0.0	0.0	0.0	0.0	0.0	0.0	0.0	0.0	0.0	0.0	0.0
18	0.0	0.0	0.0	0.0	0.0	0.0	0.0	0.0	0.0	0.0	0.0	0.0	0.0	0.0	0.0	0.0	0.0	0.0	0.0	0.0
19	0.0	0.0	0.0	0.0	0.0	0.0	0.0	0.0	0.0	0.0	0.0	0.0	0.0	0.0	0.0	0.0	0.0	0.0	0.0	0.0
20	0.0	0.0	0.0	0.0	0.0	0.0	0.0	0.0	0.0	0.0	0.0	0.0	0.0	0.0	0.0	0.0	0.0	0.0	0.0	0.0
21	0.0	0.0	0.0	0.0	0.0	0.0	0.0	0.0	0.0	0.0	0.0	0.0	0.0	0.0	0.0	0.0	0.0	0.0	0.0	0.0
22	0.0	0.0	0.0	0.0	0.0	0.0	0.0	0.0	0.0	0.0	0.0	0.0	0.0	0.0	0.0	0.0	0.0	0.0	0.0	0.0
23	0.0	0.0	0.0	0.0	0.0	0.0	0.0	0.0	0.0	0.0	0.0	0.0	0.0	0.0	0.0	0.0	0.0	0.0	0.0	0.0
24	0.0	0.0	0.0	0.0	0.0	0.0	0.0	0.0	0.0	0.0	0.0	0.0	0.0	0.0	0.0	0.0	0.0	0.0	0.0	0.0
25	0.0	0.0	0.0	0.0	0.0	0.0	0.0	0.0	0.0	0.0	0.0	0.0	0.0	0.0	0.0	0.0	0.0	0.0	0.0	0.0
26	0.0	0.0	0.0	0.0	0.0	0.0	0.0	0.0	0.0	0.0	0.0	0.0	0.0	0.0	0.0	0.0	0.0	0.0	0.0	0.0
27	0.0	0.0	0.0	0.0	0.0	0.0	0.0	0.0	0.0	0.0	0.0	0.0	0.0	0.0	0.0	0.0	0.0	0.0	0.0	0.0
28	0.0	0.0	0.0	0.0	0.0	0.0	0.0	0.0	0.0	0.0	0.0	0.0	0.0	0.0	0.0	0.0	0.0	0.0	0.0	0.0
29	0.0	0.0	0.0	0.0	0.0	0.0	0.0	0.0	0.0	0.0	0.0	0.0	0.0	0.0	0.0	0.0	0.0	0.0	0.0	0.0
30	0.0	0.0	0.0	0.0	0.0	0.0	0.0	0.0	0.0	0.0	0.0	0.0	0.0	0.0	0.0	0.0	0.0	0.0	0.0	0.0
31	0.0	0.0	0.0	0.0	0.0	0.0	0.0	0.0	0.0	0.0	0.0	0.0	0.0	0.0	0.0	0.0	0.0	0.0	0.0	0.0
32	0.0	0.0	0.0	0.0	0.0	0.0	0.0	0.0	0.0	0.0	0.0	0.0	0.0	0.0	0.0	0.0	0.0	0.0	0.0	0.0
33	0.0	0.0	0.0	0.0	0.0	0.0	0.0	0.0	0.0	0.0	0.0	0.0	0.0	0.0	0.0	0.0	0.0	0.0	0.0	0.0
34	0.0	0.0	0.0	0.0	0.0	0.0	0.0	0.0	0.0	0.0	0.0	0.0	0.0	0.0	0.0	0.0	0.0	0.0	0.0	0.0
35	0.0	0.0	0.0	0.0	0.0	0.0	0.0	0.0	0.0	0.0	0.0	0.0	0.0	0.0	0.0	0.0	0.0	0.0	0.0	0.0
36	0.0	0.0	0.0	0.0	0.0	0.0	0.0	0.0	0.0	0.0	0.0	0.0	0.0	0.0	0.0	0.0	0.0	0.0	0.0	0.0
37	0.0	0.0	0.0	0.0	0.0	0.0	0.0	0.0	0.0	0.0	0.0	0.0	0.0	0.0	0.0	0.0	0.0	0.0	0.0	0.0

```
   38  *   0.0   0.0   0.0   0.0   0.0   0.0   0.0   0.0   0.0   0.0   0.0   0.0   0.0   0.0   0.0   0.0   0.0   0.0   0.0   0.0
   39  *   0.0   0.0   0.0   0.0   0.0   0.0   0.0   0.0   0.0   0.0   0.0   0.0   0.0   0.0   0.0   0.0   0.0   0.0   0.0   0.0
                                                                                                                   PAGE  9
   JOB: SR101L&75thAveTI(2040NoBuild)                        RUN: 2040NoBuild 75thAve TI AM

   DATE :  8/24/21
   TIME : 13:40:17


   RECEPTOR - LINK MATRIX FOR THE ANGLE PRODUCING
   THE MAXIMUM CONCENTRATION FOR EACH RECEPTOR

       *    CO/LINK  (PPM)
       *    ANGLE (DEGREES)
       *  REC41 REC42 REC43 REC44 REC45 REC46
LINK # *  0  0     0     0     0     0
-------*-----------------------------------
    1  *   0.0   0.0   0.0   0.0   0.0   0.0
    2  *   0.0   0.0   0.0   0.0   0.0   0.0
    3  *   0.0   0.0   0.0   0.0   0.0   0.0
    4  *   0.0   0.0   0.0   0.0   0.0   0.0
    5  *   0.0   0.0   0.0   0.0   0.0   0.0
    6  *   0.0   0.0   0.0   0.0   0.0   0.0
    7  *   0.0   0.0   0.0   0.0   0.0   0.0
    8  *   0.0   0.0   0.0   0.0   0.0   0.0
    9  *   0.0   0.0   0.0   0.0   0.0   0.0
   10  *   0.0   0.0   0.0   0.0   0.0   0.0
   11  *   0.0   0.0   0.0   0.0   0.0   0.0
   12  *   0.0   0.0   0.0   0.0   0.0   0.0
   13  *   0.0   0.0   0.0   0.0   0.0   0.0
   14  *   0.0   0.0   0.0   0.0   0.0   0.0
   15  *   0.0   0.0   0.0   0.0   0.0   0.0
   16  *   0.0   0.0   0.0   0.0   0.0   0.0
   17  *   0.0   0.0   0.0   0.0   0.0   0.0
   18  *   0.0   0.0   0.0   0.0   0.0   0.0
   19  *   0.0   0.0   0.0   0.0   0.0   0.0
   20  *   0.0   0.0   0.0   0.0   0.0   0.0
   21  *   0.0   0.0   0.0   0.0   0.0   0.0
   22  *   0.0   0.0   0.0   0.0   0.0   0.0
   23  *   0.0   0.0   0.0   0.0   0.0   0.0
   24  *   0.0   0.0   0.0   0.0   0.0   0.0
   25  *   0.0   0.0   0.0   0.0   0.0   0.0
   26  *   0.0   0.0   0.0   0.0   0.0   0.0
   27  *   0.0   0.0   0.0   0.0   0.0   0.0
   28  *   0.0   0.0   0.0   0.0   0.0   0.0
   29  *   0.0   0.0   0.0   0.0   0.0   0.0
   30  *   0.0   0.0   0.0   0.0   0.0   0.0
```

```
31  *   0.0   0.0   0.0   0.0   0.0   0.0
32  *   0.0   0.0   0.0   0.0   0.0   0.0
33  *   0.0   0.0   0.0   0.0   0.0   0.0
34  *   0.0   0.0   0.0   0.0   0.0   0.0
35  *   0.0   0.0   0.0   0.0   0.0   0.0
36  *   0.0   0.0   0.0   0.0   0.0   0.0
37  *   0.0   0.0   0.0   0.0   0.0   0.0
38  *   0.0   0.0   0.0   0.0   0.0   0.0
39  *   0.0   0.0   0.0   0.0   0.0   0.0
```

```
                    CAL3QHC: LINE SOURCE DISPERSION MODEL - VERSION 2.0 Dated 95221                        PAGE  1

JOB: SR101L&75thAveTI(2040NoBuild)                        RUN: 2040NoBuild 75thAve TI AM

DATE :  8/24/21
TIME : 13:40:24

   The MODE flag has been set to C for calculating CO averages.

 SITE & METEOROLOGICAL VARIABLES
 -------------------------------
 VS =   0.0 CM/S       VD =   0.0 CM/S       Z0 = 108. CM
  U =  1.0 M/S         CLAS =   4  (D)     ATIM =  60. MINUTES     MIXH =  1000. M   AMB =  0.0 PPM

 LINK VARIABLES
 --------------
   LINK DESCRIPTION     *         LINK COORDINATES (FT)          *    LENGTH  BRG TYPE   VPH    EF      H   W    V/C QUEUE
                        *   X1        Y1        X2        Y2     *     (FT)  (DEG)            (G/MI)  (FT) (FT)       (VEH)
------------------------*----------------------------------------*-----------------------------------------------------------
 1. 1_SR101_EB_ML_S1    * 606176.4  970428.2  607239.4  970720.6 *    1102.    75. DP   6531.   0.4 -10.0 68.0
 2. 2_SR101_EB_ML_S2    * 607239.4  970720.6  607929.6  970768.0 *     692.    86. DP   6531.   0.5 -20.0 68.0
 3. 3_SR101_EB_ML_S3    * 607929.6  970768.0  609252.3  970723.4 *    1323.    92. DP   6531.   0.7 -10.0 68.0
 4. 4_SR101_WB_ML_S1    * 607228.2  970808.5  606141.2  970532.5 *    1121.   256. DP   4742.   0.4 -10.0 68.0
 5. 5_SR101_WB_ML_S2    * 607930.8  970840.8  607228.2  970808.5 *     703.   267. DP   4742.   0.5 -20.0 68.0
 6. 6_SR101_WB_ML_S3    * 609253.5  970792.1  607930.8  970840.8 *    1324.   272. DP   4742.   0.7 -10.0 68.0
 7. 7_EB_75th_Ave_offram* 606192.6  970388.8  606889.6  970563.9 *     719.    76. AG    309.   0.7   0.0 32.0
 8. 8_EB_75th_Ave_offram* 606889.6  970563.9  607692.5  970592.7 *     803.    88. AG    309.   0.7   0.0 44.0
 9. 9_EB_75th Ave offram* 607592.2  970581.3  607650.5  970512.1 *      91.   140. AG     11.   0.5   0.0 32.0
10. 10_75th_Ave_NB_to_EB* 607743.1  970527.5  607820.8  970582.4 *      95.    55. AG    321.   0.6   0.0 32.0
11. 11_EB_frontage_road * 608169.2  970585.4  609241.8  970558.7 *    1073.    91. AG    467.   0.6   0.0 44.0
12. 12_EB_75th_Ave_onram* 607689.5  970592.8  608169.4  970595.2 *     480.    90. AG   1877.   0.5   0.0 56.0
13. 13_EB_75th_Ave_onram* 608169.3  970611.1  609249.7  970677.2 *    1082.    86. AG   1236.   0.5   0.0 44.0
14. 14_WB_75th_Ave_offra* 609250.9  970841.0  608282.4  970977.2 *     978.   278. AG    743.   0.9   0.0 32.0
15. 15_WB_frontage_road_* 609250.6  970931.9  608287.7  971009.5 *     966.   275. AG    434.   0.6   0.0 32.0
16. 16_WB_frontage_road_* 608287.7  971009.5  607705.2  971011.9 *     583.   270. AG    434.   0.7   0.0 44.0
17. 17_WB_75th_Ave_offra* 608282.4  970977.2  607705.4  971007.5 *     578.   273. AG    743.   0.9   0.0 32.0
18. 18_WB_75th_Ave_offra* 607813.8  971031.4  607733.0  971088.9 *      99.   305. AG    346.   0.6   0.0 32.0
19. 19_WB_75th_Ave_onram* 607647.1  971086.4  607592.2  971017.2 *      88.   218. AG    164.   0.5   0.0 32.0
20. 20_WB_frontage_road_* 607614.3  971010.0  607165.5  970955.9 *     452.   263. AG    386.   0.5   0.0 44.0
21. 21_WB_frontage_road_* 607165.5  970955.9  606135.2  970621.3 *    1083.   252. AG    386.   0.5   0.0 44.0
22. 22_WB_ML_to_frontage* 607932.2  970870.3  607036.9  970869.3 *     895.   270. DP    915.   1.1 -20.0 32.0
23. 23_WB_ML_to_frontage* 607036.9  970869.3  606138.1  970614.5 *     934.   254. DP    915.   1.1 -10.0 32.0
24. 24_SB_75th_Ave_S1   * 607668.2  971708.4  607672.2  971035.7 *     673.   180. AG   1850.   0.9   0.0 56.0
25. 25_SB_75th_Ave_S2   * 607672.2  971035.7  607660.8  970566.2 *     470.   181. BR   2345.   1.0   0.0 68.0
26. 26_SB_75th_Ave_S3   * 607660.8  970566.2  607667.9  969913.9 *     652.   179. AG    800.   0.6   0.0 44.0
27. 27_SB_75th_Ave_left * 607685.3  970672.4  607759.2  970595.7 *     106.   136. AG   1555.   0.6   0.0 44.0
28. 28_NB_75th_Ave_S1   * 607715.6  969916.3  607719.3  970565.2 *     649.     0. AG    664.   0.6   0.0 44.0
```

29.	29_NB_75th_Ave_S2	* 607719.3	970565.2	607725.8	971035.7 *	471.	1.	BR	684.	0.6	0.0	56.0		
30.	30_NB_75th_Ave_S3	* 607725.8	971035.7	607726.5	971704.9 *	669.	0.	AG	1085.	0.7	0.0	44.0		
31.	31_NB_75th_Ave_left	* 607708.3	970946.8	607613.1	971013.1 *	116.	305.	AG	79.	0.5	0.0	32.0		
32.	32_EB_75th_offramp_Q	* 607629.1	970592.3	607572.8	970592.6 *	56.	270.	AG	3.	100.0	0.0	36.0	0.15	2.9
33.	33_WB_75th_offramp_Q	* 607764.8	971016.4	607983.4	971008.9 *	219.	92.	AG	4.	100.0	0.0	48.0	0.35	11.1
34.	34_SB_75th_Ave_Queue	* 607668.1	971075.0	607655.7	971709.2 *	634.	359.	AG	4.	100.0	0.0	36.0	0.97	32.2
35.	35T_SB_75th_Ave_brid	* 607674.2	970632.4	607674.5	970768.4 *	136.	0.	BR	1.	100.0	0.0	24.0	0.32	6.9
36.	35L_SB_75th_Ave_brid	* 607686.0	970674.3	607691.8	972454.1 *	1780.	0.	BR	3.	100.0	0.0	24.0	1.17	90.4
37.	36T_NB_75th_Ave_brid	* 607727.4	970946.6	607725.2	970721.3 *	225.	181.	BR	2.	100.0	0.0	24.0	0.32	11.4
38.	36L_NB_75th_Ave_brid	* 607708.5	970926.8	607707.5	970721.1 *	206.	180.	BR	2.	100.0	0.0	12.0	1.08	10.5
39.	37_NB_75th_Ave_Queue	* 607720.5	970521.9	607716.7	970353.1 *	169.	181.	AG	8.	100.0	0.0	48.0	0.59	8.6

JOB: SR101L&75thAveTI(2040NoBuild) RUN: 2040NoBuild 75thAve TI AM

DATE : 8/24/21
TIME : 13:40:24

ADDITIONAL QUEUE LINK PARAMETERS

LINK DESCRIPTION	CYCLE LENGTH (SEC)	RED TIME (SEC)	CLEARANCE LOST TIME (SEC)	APPROACH VOL (VPH)	SATURATION FLOW RATE (VPH)	IDLE EM FAC (gm/hr)	SIGNAL TYPE	ARRIVAL RATE
32. 32_EB_75th_offramp_Q*	232	100	5.0	309	1289	0.92	2	3
33. 33_WB_75th_offramp_Q*	305	125	5.0	1281	1625	0.92	2	3
34. 34_SB_75th_Ave_Queue*	305	182	5.0	1850	1676	0.92	2	3
35. 35T_SB_75th_Ave_brid*	232	63	5.0	790	1780	0.92	2	3
36. 35L_SB_75th_Ave_brid*	232	136	5.0	1555	1730	0.92	2	3
37. 36T_NB_75th_Ave_brid*	305	136	5.0	606	1780	0.92	2	3
38. 36L_NB_75th_Ave_brid*	305	272	5.0	79	865	0.92	2	3
39. 37_NB_75th_Ave_Queue*	232	186	5.0	664	1671	0.92	2	3

RECEPTOR LOCATIONS

RECEPTOR	COORDINATES (FT) X	Y	Z
1. R47	607637.2	969951.7	5.9
2. R48	607638.1	970033.7	5.9
3. R49	607636.0	970115.9	5.9
4. R50	607636.8	970197.9	5.9
5. R51	607637.6	970280.0	5.9
6. R52	607636.8	970361.4	5.9
7. R53	607626.7	970441.8	5.9
8. R54	607628.0	970523.8	5.9
9. R55	607621.4	970631.3	5.9
10. R56	607546.8	970535.6	5.9

```
11. R57                  *    607464.8   970535.0        5.9   *
12. R58                  *    607382.8   970534.5        5.9   *
13. R59                  *    607300.8   970533.9        5.9   *
14. R60                  *    607218.8   970533.2        5.9   *
15. R61                  *    607136.8   970532.7        5.9   *
16. R62                  *    607054.8   970532.1        5.9   *
17. R63                  *    606973.5   970521.7        5.9   *
18. R64                  *    606893.8   970502.5        5.9   *
19. R65                  *    606814.1   970483.3        5.9   *
20. R66                  *    606734.3   970464.1        5.9   *
21. R67                  *    606654.6   970445.0        5.9   *
22. R68                  *    606574.9   970425.7        5.9   *
23. R69                  *    606495.2   970406.5        5.9   *
24. R70                  *    606415.4   970387.4        5.9   *
25. R71                  *    607631.6   971630.7        5.9   *
26. R72                  *    607630.3   971548.7        5.9   *
27. R73                  *    607629.0   971466.7        5.9   *
28. R74                  *    607627.8   971384.7        5.9   *
29. R75                  *    607627.2   971302.8        5.9   *
30. R76                  *    607626.8   971220.8        5.9   *
31. R77                  *    607625.1   971139.0        5.9   *
32. R78                  *    607608.8   971058.6        5.9   *
33. R79                  *    607555.2   971180.1        5.9   *
34. R80                  *    607475.3   971161.6        5.9   *
35. R81                  *    607395.7   971141.9        5.9   *
36. R82                  *    607316.1   971122.2        5.9   *
37. R83                  *    607236.5   971102.5        5.9   *
```



```
 JOB: SR101L&75thAveTI(2040NoBuild)                        RUN: 2040NoBuild 75thAve TI AM

 DATE :  8/24/21
 TIME : 13:40:24


  RECEPTOR LOCATIONS
  ------------------
                         *           COORDINATES (FT)          *
    RECEPTOR             *      X          Y          Z        *
---------------- --------*-----------------------------------*
38. R84                  *    607157.0   971082.8        5.9   *
39. R85                  *    607077.3   971063.0        5.9   *
40. R86                  *    606997.8   971043.3        5.9   *
41. R87                  *    606918.1   971023.6        5.9   *
42. R88                  *    606838.5   971003.9        5.9   *
43. R89                  *    606758.9   970984.2        5.9   *
44. R90                  *    606679.9   970962.1        5.9   *
45. R91                  *    606604.4   970930.2        5.9   *
```

```
    46. R92                  *    606528.9   970898.3        5.9   *
    47. R93                  *    606453.4   970866.4        5.9   *
    48. R94                  *    606378.5   970832.9        5.9   *
                                                                                                                                PAGE  4
     JOB: SR101L&75thAveTI(2040NoBuild)                        RUN: 2040NoBuild 75thAve TI AM

      MODEL RESULTS
      -------------

      REMARKS : In search of the angle corresponding to
                the maximum concentration, only the first
                angle, of the angles with same maximum
                concentrations, is indicated as maximum.

WIND ANGLE RANGE:   0.-360.

WIND  * CONCENTRATION
ANGLE *      (PPM)
(DEGR)* REC1  REC2  REC3  REC4  REC5  REC6  REC7  REC8  REC9  REC10 REC11 REC12 REC13 REC14 REC15 REC16 REC17 REC18 REC19 REC20
------*-------------------------------------------------------------------------------------------------------------------------
  0.  *   0.0   0.0   0.0   0.0   0.0   0.0   0.0   0.1   0.1   0.0   0.0   0.0   0.0   0.0   0.0   0.0   0.0   0.0   0.0   0.0
 10.  *   0.0   0.0   0.0   0.0   0.0   0.0   0.1   0.1   0.1   0.0   0.0   0.0   0.0   0.0   0.0   0.0   0.0   0.0   0.0   0.0
 20.  *   0.0   0.0   0.0   0.0   0.0   0.0   0.0   0.1   0.1   0.0   0.0   0.0   0.0   0.0   0.0   0.0   0.0   0.0   0.0   0.0
 30.  *   0.0   0.0   0.0   0.0   0.0   0.0   0.0   0.1   0.1   0.0   0.0   0.0   0.0   0.0   0.0   0.0   0.0   0.0   0.0   0.0
 40.  *   0.0   0.0   0.0   0.0   0.0   0.0   0.0   0.0   0.1   0.0   0.0   0.0   0.0   0.0   0.0   0.0   0.0   0.0   0.0   0.0
 50.  *   0.0   0.0   0.0   0.0   0.0   0.0   0.0   0.0   0.1   0.0   0.0   0.0   0.0   0.0   0.0   0.0   0.0   0.0   0.0   0.0
 60.  *   0.0   0.0   0.0   0.0   0.0   0.0   0.0   0.0   0.1   0.0   0.0   0.0   0.0   0.0   0.0   0.0   0.0   0.0   0.0   0.0
 70.  *   0.0   0.0   0.0   0.0   0.0   0.0   0.0   0.0   0.1   0.0   0.0   0.0   0.0   0.0   0.0   0.0   0.0   0.0   0.0   0.0
 80.  *   0.0   0.0   0.0   0.0   0.0   0.0   0.0   0.0   0.1   0.0   0.0   0.0   0.0   0.0   0.0   0.0   0.0   0.0   0.0   0.0
 90.  *   0.0   0.0   0.0   0.0   0.0   0.0   0.0   0.0   0.1   0.0   0.0   0.0   0.0   0.0   0.0   0.0   0.0   0.0   0.0   0.0
100.  *   0.0   0.0   0.0   0.0   0.0   0.0   0.0   0.0   0.1   0.0   0.0   0.0   0.0   0.0   0.0   0.0   0.0   0.0   0.0   0.0
110.  *   0.0   0.0   0.0   0.0   0.0   0.0   0.0   0.0   0.1   0.0   0.0   0.0   0.0   0.0   0.0   0.0   0.0   0.0   0.0   0.0
120.  *   0.0   0.0   0.0   0.0   0.0   0.0   0.0   0.0   0.1   0.0   0.0   0.0   0.0   0.0   0.0   0.0   0.0   0.0   0.0   0.0
130.  *   0.0   0.0   0.0   0.0   0.0   0.0   0.0   0.0   0.1   0.0   0.0   0.0   0.0   0.0   0.0   0.0   0.0   0.0   0.0   0.0
140.  *   0.0   0.0   0.0   0.0   0.0   0.0   0.0   0.0   0.1   0.0   0.0   0.0   0.0   0.0   0.0   0.0   0.0   0.0   0.0   0.0
150.  *   0.0   0.0   0.0   0.0   0.0   0.0   0.0   0.0   0.1   0.0   0.0   0.0   0.0   0.0   0.0   0.0   0.0   0.0   0.0   0.0
160.  *   0.0   0.0   0.0   0.0   0.0   0.0   0.0   0.0   0.0   0.0   0.0   0.0   0.0   0.0   0.0   0.0   0.0   0.0   0.0   0.0
170.  *   0.0   0.0   0.0   0.0   0.0   0.0   0.0   0.0   0.0   0.0   0.0   0.0   0.0   0.0   0.0   0.0   0.0   0.0   0.0   0.0
180.  *   0.0   0.0   0.0   0.0   0.0   0.0   0.0   0.0   0.0   0.0   0.0   0.0   0.0   0.0   0.0   0.0   0.0   0.0   0.0   0.0
190.  *   0.0   0.0   0.0   0.0   0.0   0.0   0.0   0.0   0.0   0.0   0.0   0.0   0.0   0.0   0.0   0.0   0.0   0.0   0.0   0.0
200.  *   0.0   0.0   0.0   0.0   0.0   0.0   0.0   0.0   0.0   0.0   0.0   0.0   0.0   0.0   0.0   0.0   0.0   0.0   0.0   0.0
210.  *   0.0   0.0   0.0   0.0   0.0   0.0   0.0   0.0   0.0   0.0   0.0   0.0   0.0   0.0   0.0   0.0   0.0   0.0   0.0   0.0
220.  *   0.0   0.0   0.0   0.0   0.0   0.0   0.0   0.0   0.0   0.0   0.0   0.0   0.0   0.0   0.0   0.0   0.0   0.0   0.0   0.0
230.  *   0.0   0.0   0.0   0.0   0.0   0.0   0.0   0.0   0.0   0.0   0.0   0.0   0.0   0.0   0.0   0.0   0.0   0.0   0.0   0.0
240.  *   0.0   0.0   0.0   0.0   0.0   0.0   0.0   0.0   0.0   0.0   0.0   0.0   0.0   0.0   0.0   0.0   0.0   0.0   0.0   0.0
250.  *   0.0   0.0   0.0   0.0   0.0   0.0   0.0   0.0   0.0   0.0   0.0   0.0   0.0   0.0   0.0   0.0   0.0   0.0   0.0   0.0
260.  *   0.0   0.0   0.0   0.0   0.0   0.0   0.0   0.0   0.0   0.0   0.0   0.0   0.0   0.0   0.0   0.0   0.0   0.0   0.0   0.0
```

270.	*	0.0	0.0	0.0	0.0	0.0	0.0	0.0	0.0	0.0	0.0	0.0	0.0	0.0	0.0	0.0	0.0	0.0	0.0	0.0	0.0
280.	*	0.0	0.0	0.0	0.0	0.0	0.0	0.0	0.0	0.0	0.0	0.0	0.0	0.0	0.0	0.0	0.0	0.0	0.0	0.0	0.0
290.	*	0.0	0.0	0.0	0.0	0.0	0.0	0.0	0.0	0.0	0.0	0.0	0.0	0.0	0.0	0.0	0.0	0.0	0.0	0.0	0.0
300.	*	0.0	0.0	0.0	0.0	0.0	0.0	0.0	0.0	0.0	0.0	0.0	0.0	0.0	0.0	0.0	0.0	0.0	0.0	0.0	0.0
310.	*	0.0	0.0	0.0	0.0	0.0	0.0	0.0	0.0	0.0	0.0	0.0	0.0	0.0	0.0	0.0	0.0	0.0	0.0	0.0	0.0
320.	*	0.0	0.0	0.0	0.0	0.0	0.0	0.0	0.0	0.0	0.0	0.0	0.0	0.0	0.0	0.0	0.0	0.0	0.0	0.0	0.0
330.	*	0.0	0.0	0.0	0.0	0.0	0.0	0.0	0.0	0.0	0.0	0.0	0.0	0.0	0.0	0.0	0.0	0.0	0.0	0.0	0.0
340.	*	0.0	0.0	0.0	0.0	0.0	0.0	0.0	0.0	0.0	0.0	0.0	0.0	0.0	0.0	0.0	0.0	0.0	0.0	0.0	0.0
350.	*	0.0	0.0	0.0	0.0	0.0	0.0	0.0	0.0	0.0	0.0	0.0	0.0	0.0	0.0	0.0	0.0	0.0	0.0	0.0	0.0
360.	*	0.0	0.0	0.0	0.0	0.0	0.0	0.0	0.1	0.1	0.0	0.0	0.0	0.0	0.0	0.0	0.0	0.0	0.0	0.0	0.0
MAX	*	0.0	0.0	0.0	0.0	0.0	0.0	0.1	0.1	0.1	0.0	0.0	0.0	0.0	0.0	0.0	0.0	0.0	0.0	0.0	0.0
DEGR.	*	0	0	0	0	0	0	10	0	0	0	0	0	0	0	0	0	0	0	0	0

JOB: SR101L&75thAveTI(2040NoBuild) RUN: 2040NoBuild 75thAve TI AM

MODEL RESULTS

REMARKS : In search of the angle corresponding to the maximum concentration, only the first angle, of the angles with same maximum concentrations, is indicated as maximum.

WIND ANGLE RANGE: 0.-360.

WIND ANGLE (DEGR)	*	CONCENTRATION (PPM) REC21	REC22	REC23	REC24	REC25	REC26	REC27	REC28	REC29	REC30	REC31	REC32	REC33	REC34	REC35	REC36	REC37	REC38	REC39	REC40
0.	*	0.0	0.0	0.0	0.0	0.0	0.0	0.0	0.0	0.0	0.0	0.0	0.0	0.0	0.0	0.0	0.0	0.0	0.0	0.0	0.0
10.	*	0.0	0.0	0.0	0.0	0.0	0.0	0.0	0.1	0.1	0.1	0.1	0.0	0.0	0.0	0.0	0.0	0.0	0.0	0.0	0.0
20.	*	0.0	0.0	0.0	0.0	0.0	0.1	0.1	0.1	0.1	0.1	0.1	0.0	0.0	0.0	0.0	0.0	0.0	0.0	0.0	0.0
30.	*	0.0	0.0	0.0	0.0	0.0	0.1	0.1	0.1	0.1	0.1	0.1	0.0	0.0	0.0	0.0	0.0	0.0	0.0	0.0	0.0
40.	*	0.0	0.0	0.0	0.0	0.1	0.1	0.1	0.1	0.1	0.1	0.1	0.0	0.0	0.0	0.0	0.0	0.0	0.0	0.0	0.0
50.	*	0.0	0.0	0.0	0.0	0.1	0.1	0.1	0.1	0.0	0.0	0.0	0.0	0.0	0.0	0.0	0.0	0.0	0.0	0.0	0.0
60.	*	0.0	0.0	0.0	0.0	0.0	0.0	0.0	0.0	0.0	0.0	0.0	0.0	0.0	0.0	0.0	0.0	0.0	0.0	0.0	0.0
70.	*	0.0	0.0	0.0	0.0	0.0	0.0	0.0	0.0	0.0	0.0	0.0	0.0	0.0	0.0	0.0	0.0	0.0	0.0	0.0	0.0
80.	*	0.0	0.0	0.0	0.0	0.0	0.0	0.0	0.0	0.0	0.0	0.0	0.0	0.0	0.0	0.0	0.0	0.0	0.0	0.0	0.0
90.	*	0.0	0.0	0.0	0.0	0.0	0.0	0.0	0.0	0.0	0.0	0.0	0.0	0.0	0.0	0.0	0.0	0.0	0.0	0.0	0.0
100.	*	0.0	0.0	0.0	0.0	0.0	0.0	0.0	0.0	0.0	0.0	0.0	0.0	0.0	0.0	0.0	0.0	0.0	0.0	0.0	0.0
110.	*	0.0	0.0	0.0	0.0	0.0	0.0	0.0	0.0	0.0	0.0	0.0	0.0	0.0	0.0	0.0	0.0	0.0	0.0	0.0	0.0
120.	*	0.0	0.0	0.0	0.0	0.1	0.0	0.0	0.0	0.0	0.0	0.0	0.0	0.0	0.0	0.0	0.0	0.0	0.0	0.0	0.0
130.	*	0.0	0.0	0.0	0.0	0.1	0.1	0.1	0.1	0.1	0.0	0.0	0.0	0.0	0.0	0.0	0.0	0.0	0.0	0.0	0.0
140.	*	0.0	0.0	0.0	0.0	0.1	0.1	0.1	0.1	0.1	0.1	0.0	0.1	0.0	0.0	0.0	0.0	0.0	0.0	0.0	0.0
150.	*	0.0	0.0	0.0	0.0	0.1	0.1	0.1	0.1	0.1	0.1	0.0	0.1	0.0	0.0	0.0	0.0	0.0	0.0	0.0	0.0

160.	*	0.0	0.0	0.0	0.0	0.1	0.1	0.1	0.1	0.1	0.0	0.0	0.1	0.0	0.0	0.0	0.0	0.0	0.0	0.0	0.0
170.	*	0.0	0.0	0.0	0.0	0.1	0.1	0.1	0.1	0.0	0.0	0.1	0.1	0.0	0.0	0.0	0.0	0.0	0.0	0.0	0.0
180.	*	0.0	0.0	0.0	0.0	0.0	0.0	0.0	0.0	0.0	0.0	0.0	0.0	0.0	0.0	0.0	0.0	0.0	0.0	0.0	0.0
190.	*	0.0	0.0	0.0	0.0	0.0	0.0	0.0	0.0	0.0	0.0	0.0	0.0	0.0	0.0	0.0	0.0	0.0	0.0	0.0	0.0
200.	*	0.0	0.0	0.0	0.0	0.0	0.0	0.0	0.0	0.0	0.0	0.0	0.0	0.0	0.0	0.0	0.0	0.0	0.0	0.0	0.0
210.	*	0.0	0.0	0.0	0.0	0.0	0.0	0.0	0.0	0.0	0.0	0.0	0.0	0.0	0.0	0.0	0.0	0.0	0.0	0.0	0.0
220.	*	0.0	0.0	0.0	0.0	0.0	0.0	0.0	0.0	0.0	0.0	0.0	0.0	0.0	0.0	0.0	0.0	0.0	0.0	0.0	0.0
230.	*	0.0	0.0	0.0	0.0	0.0	0.0	0.0	0.0	0.0	0.0	0.0	0.0	0.0	0.0	0.0	0.0	0.0	0.0	0.0	0.0
240.	*	0.0	0.0	0.0	0.0	0.0	0.0	0.0	0.0	0.0	0.0	0.0	0.0	0.0	0.0	0.0	0.0	0.0	0.0	0.0	0.0
250.	*	0.0	0.0	0.0	0.0	0.0	0.0	0.0	0.0	0.0	0.0	0.0	0.0	0.0	0.0	0.0	0.0	0.0	0.0	0.0	0.0
260.	*	0.0	0.0	0.0	0.0	0.0	0.0	0.0	0.0	0.0	0.0	0.0	0.0	0.0	0.0	0.0	0.0	0.0	0.0	0.0	0.0
270.	*	0.0	0.0	0.0	0.0	0.0	0.0	0.0	0.0	0.0	0.0	0.0	0.0	0.0	0.0	0.0	0.0	0.0	0.0	0.0	0.0
280.	*	0.0	0.0	0.0	0.0	0.0	0.0	0.0	0.0	0.0	0.0	0.0	0.0	0.0	0.0	0.0	0.0	0.0	0.0	0.0	0.0
290.	*	0.0	0.0	0.0	0.0	0.0	0.0	0.0	0.0	0.0	0.0	0.0	0.0	0.0	0.0	0.0	0.0	0.0	0.0	0.0	0.0
300.	*	0.0	0.0	0.0	0.0	0.0	0.0	0.0	0.0	0.0	0.0	0.0	0.0	0.0	0.0	0.0	0.0	0.0	0.0	0.0	0.0
310.	*	0.0	0.0	0.0	0.0	0.0	0.0	0.0	0.0	0.0	0.0	0.0	0.0	0.0	0.0	0.0	0.0	0.0	0.0	0.0	0.0
320.	*	0.0	0.0	0.0	0.0	0.0	0.0	0.0	0.0	0.0	0.0	0.0	0.0	0.0	0.0	0.0	0.0	0.0	0.0	0.0	0.0
330.	*	0.0	0.0	0.0	0.0	0.0	0.0	0.0	0.0	0.0	0.0	0.0	0.0	0.0	0.0	0.0	0.0	0.0	0.0	0.0	0.0
340.	*	0.0	0.0	0.0	0.0	0.0	0.0	0.0	0.0	0.0	0.0	0.0	0.0	0.0	0.0	0.0	0.0	0.0	0.0	0.0	0.0
350.	*	0.0	0.0	0.0	0.0	0.0	0.0	0.0	0.0	0.0	0.0	0.0	0.0	0.0	0.0	0.0	0.0	0.0	0.0	0.0	0.0
360.	*	0.0	0.0	0.0	0.0	0.0	0.0	0.0	0.0	0.0	0.0	0.0	0.0	0.0	0.0	0.0	0.0	0.0	0.0	0.0	0.0
MAX	*	0.0	0.0	0.0	0.0	0.1	0.1	0.1	0.1	0.1	0.1	0.1	0.1	0.0	0.0	0.0	0.0	0.0	0.0	0.0	0.0
DEGR.	*	0	0	0	0	40	20	20	10	10	10	10	140	0	0	0	0	0	0	0	0

PAGE 6

JOB: SR101L&75thAveTI(2040NoBuild) RUN: 2040NoBuild 75thAve TI AM

MODEL RESULTS

REMARKS : In search of the angle corresponding to the maximum concentration, only the first angle, of the angles with same maximum concentrations, is indicated as maximum.

WIND ANGLE RANGE: 0.-360.

WIND ANGLE (DEGR)	*	CONCENTRATION (PPM) REC41	REC42	REC43	REC44	REC45	REC46	REC47	REC48
0.	*	0.0	0.0	0.0	0.0	0.0	0.0	0.0	0.0
10.	*	0.0	0.0	0.0	0.0	0.0	0.0	0.0	0.0
20.	*	0.0	0.0	0.0	0.0	0.0	0.0	0.0	0.0
30.	*	0.0	0.0	0.0	0.0	0.0	0.0	0.0	0.0
40.	*	0.0	0.0	0.0	0.0	0.0	0.0	0.0	0.0

```
 50.  *   0.0   0.0   0.0   0.0   0.0   0.0   0.0   0.0
 60.  *   0.0   0.0   0.0   0.0   0.0   0.0   0.0   0.0
 70.  *   0.0   0.0   0.0   0.0   0.0   0.0   0.0   0.0
 80.  *   0.0   0.0   0.0   0.0   0.0   0.0   0.0   0.0
 90.  *   0.0   0.0   0.0   0.0   0.0   0.0   0.0   0.0
100.  *   0.0   0.0   0.0   0.0   0.0   0.0   0.0   0.0
110.  *   0.0   0.0   0.0   0.0   0.0   0.0   0.0   0.0
120.  *   0.0   0.0   0.0   0.0   0.0   0.0   0.0   0.0
130.  *   0.0   0.0   0.0   0.0   0.0   0.0   0.0   0.0
140.  *   0.0   0.0   0.0   0.0   0.0   0.0   0.0   0.0
150.  *   0.0   0.0   0.0   0.0   0.0   0.0   0.0   0.0
160.  *   0.0   0.0   0.0   0.0   0.0   0.0   0.0   0.0
170.  *   0.0   0.0   0.0   0.0   0.0   0.0   0.0   0.0
180.  *   0.0   0.0   0.0   0.0   0.0   0.0   0.0   0.0
190.  *   0.0   0.0   0.0   0.0   0.0   0.0   0.0   0.0
200.  *   0.0   0.0   0.0   0.0   0.0   0.0   0.0   0.0
210.  *   0.0   0.0   0.0   0.0   0.0   0.0   0.0   0.0
220.  *   0.0   0.0   0.0   0.0   0.0   0.0   0.0   0.0
230.  *   0.0   0.0   0.0   0.0   0.0   0.0   0.0   0.0
240.  *   0.0   0.0   0.0   0.0   0.0   0.0   0.0   0.0
250.  *   0.0   0.0   0.0   0.0   0.0   0.0   0.0   0.0
260.  *   0.0   0.0   0.0   0.0   0.0   0.0   0.0   0.0
270.  *   0.0   0.0   0.0   0.0   0.0   0.0   0.0   0.0
280.  *   0.0   0.0   0.0   0.0   0.0   0.0   0.0   0.0
290.  *   0.0   0.0   0.0   0.0   0.0   0.0   0.0   0.0
300.  *   0.0   0.0   0.0   0.0   0.0   0.0   0.0   0.0
310.  *   0.0   0.0   0.0   0.0   0.0   0.0   0.0   0.0
320.  *   0.0   0.0   0.0   0.0   0.0   0.0   0.0   0.0
330.  *   0.0   0.0   0.0   0.0   0.0   0.0   0.0   0.0
340.  *   0.0   0.0   0.0   0.0   0.0   0.0   0.0   0.0
350.  *   0.0   0.0   0.0   0.0   0.0   0.0   0.0   0.0
360.  *   0.0   0.0   0.0   0.0   0.0   0.0   0.0   0.0
------*-----------------------------------------------
MAX   *   0.0   0.0   0.0   0.0   0.0   0.0   0.0   0.0
DEGR. *    0     0     0     0     0     0     0     0

THE HIGHEST CONCENTRATION OF    0.10 PPM OCCURRED AT RECEPTOR REC8 .
```


JOB: SR101L&75thAveTI(2040NoBuild) RUN: 2040NoBuild 75thAve TI AM

DATE : 8/24/21
TIME : 13:40:24

RECEPTOR - LINK MATRIX FOR THE ANGLE PRODUCING
THE MAXIMUM CONCENTRATION FOR EACH RECEPTOR

```
       *    CO/LINK  (PPM)
       *    ANGLE (DEGREES)
       *  REC1  REC2  REC3  REC4  REC5  REC6  REC7  REC8  REC9  REC10 REC11 REC12 REC13 REC14 REC15 REC16 REC17 REC18 REC19 REC20
LINK # *  0  0     0     0     0     0     10    0     0     0     0     0     0     0     0     0     0     0     0     0
-------*-----------------------------------------------------------------------------------------------------------------------
    1  *   0.0   0.0   0.0   0.0   0.0   0.0   0.0   0.0   0.0   0.0   0.0   0.0   0.0   0.0   0.0   0.0   0.0   0.0   0.0   0.0
    2  *   0.0   0.0   0.0   0.0   0.0   0.0   0.0   0.0   0.0   0.0   0.0   0.0   0.0   0.0   0.0   0.0   0.0   0.0   0.0   0.0
    3  *   0.0   0.0   0.0   0.0   0.0   0.0   0.0   0.0   0.0   0.0   0.0   0.0   0.0   0.0   0.0   0.0   0.0   0.0   0.0   0.0
    4  *   0.0   0.0   0.0   0.0   0.0   0.0   0.0   0.0   0.0   0.0   0.0   0.0   0.0   0.0   0.0   0.0   0.0   0.0   0.0   0.0
    5  *   0.0   0.0   0.0   0.0   0.0   0.0   0.0   0.0   0.0   0.0   0.0   0.0   0.0   0.0   0.0   0.0   0.0   0.0   0.0   0.0
    6  *   0.0   0.0   0.0   0.0   0.0   0.0   0.0   0.0   0.0   0.0   0.0   0.0   0.0   0.0   0.0   0.0   0.0   0.0   0.0   0.0
    7  *   0.0   0.0   0.0   0.0   0.0   0.0   0.0   0.0   0.0   0.0   0.0   0.0   0.0   0.0   0.0   0.0   0.0   0.0   0.0   0.0
    8  *   0.0   0.0   0.0   0.0   0.0   0.0   0.0   0.0   0.0   0.0   0.0   0.0   0.0   0.0   0.0   0.0   0.0   0.0   0.0   0.0
    9  *   0.0   0.0   0.0   0.0   0.0   0.0   0.0   0.0   0.0   0.0   0.0   0.0   0.0   0.0   0.0   0.0   0.0   0.0   0.0   0.0
   10  *   0.0   0.0   0.0   0.0   0.0   0.0   0.0   0.0   0.0   0.0   0.0   0.0   0.0   0.0   0.0   0.0   0.0   0.0   0.0   0.0
   11  *   0.0   0.0   0.0   0.0   0.0   0.0   0.0   0.0   0.0   0.0   0.0   0.0   0.0   0.0   0.0   0.0   0.0   0.0   0.0   0.0
   12  *   0.0   0.0   0.0   0.0   0.0   0.0   0.0   0.0   0.0   0.0   0.0   0.0   0.0   0.0   0.0   0.0   0.0   0.0   0.0   0.0
   13  *   0.0   0.0   0.0   0.0   0.0   0.0   0.0   0.0   0.0   0.0   0.0   0.0   0.0   0.0   0.0   0.0   0.0   0.0   0.0   0.0
   14  *   0.0   0.0   0.0   0.0   0.0   0.0   0.0   0.0   0.0   0.0   0.0   0.0   0.0   0.0   0.0   0.0   0.0   0.0   0.0   0.0
   15  *   0.0   0.0   0.0   0.0   0.0   0.0   0.0   0.0   0.0   0.0   0.0   0.0   0.0   0.0   0.0   0.0   0.0   0.0   0.0   0.0
   16  *   0.0   0.0   0.0   0.0   0.0   0.0   0.0   0.0   0.0   0.0   0.0   0.0   0.0   0.0   0.0   0.0   0.0   0.0   0.0   0.0
   17  *   0.0   0.0   0.0   0.0   0.0   0.0   0.0   0.0   0.0   0.0   0.0   0.0   0.0   0.0   0.0   0.0   0.0   0.0   0.0   0.0
   18  *   0.0   0.0   0.0   0.0   0.0   0.0   0.0   0.0   0.0   0.0   0.0   0.0   0.0   0.0   0.0   0.0   0.0   0.0   0.0   0.0
   19  *   0.0   0.0   0.0   0.0   0.0   0.0   0.0   0.0   0.0   0.0   0.0   0.0   0.0   0.0   0.0   0.0   0.0   0.0   0.0   0.0
   20  *   0.0   0.0   0.0   0.0   0.0   0.0   0.0   0.0   0.0   0.0   0.0   0.0   0.0   0.0   0.0   0.0   0.0   0.0   0.0   0.0
   21  *   0.0   0.0   0.0   0.0   0.0   0.0   0.0   0.0   0.0   0.0   0.0   0.0   0.0   0.0   0.0   0.0   0.0   0.0   0.0   0.0
   22  *   0.0   0.0   0.0   0.0   0.0   0.0   0.0   0.0   0.0   0.0   0.0   0.0   0.0   0.0   0.0   0.0   0.0   0.0   0.0   0.0
   23  *   0.0   0.0   0.0   0.0   0.0   0.0   0.0   0.0   0.0   0.0   0.0   0.0   0.0   0.0   0.0   0.0   0.0   0.0   0.0   0.0
   24  *   0.0   0.0   0.0   0.0   0.0   0.0   0.0   0.0   0.0   0.0   0.0   0.0   0.0   0.0   0.0   0.0   0.0   0.0   0.0   0.0
   25  *   0.0   0.0   0.0   0.0   0.0   0.0   0.1   0.1   0.1   0.0   0.0   0.0   0.0   0.0   0.0   0.0   0.0   0.0   0.0   0.0
   26  *   0.0   0.0   0.0   0.0   0.0   0.0   0.0   0.0   0.0   0.0   0.0   0.0   0.0   0.0   0.0   0.0   0.0   0.0   0.0   0.0
   27  *   0.0   0.0   0.0   0.0   0.0   0.0   0.0   0.0   0.0   0.0   0.0   0.0   0.0   0.0   0.0   0.0   0.0   0.0   0.0   0.0
   28  *   0.0   0.0   0.0   0.0   0.0   0.0   0.0   0.0   0.0   0.0   0.0   0.0   0.0   0.0   0.0   0.0   0.0   0.0   0.0   0.0
   29  *   0.0   0.0   0.0   0.0   0.0   0.0   0.0   0.0   0.0   0.0   0.0   0.0   0.0   0.0   0.0   0.0   0.0   0.0   0.0   0.0
   30  *   0.0   0.0   0.0   0.0   0.0   0.0   0.0   0.0   0.0   0.0   0.0   0.0   0.0   0.0   0.0   0.0   0.0   0.0   0.0   0.0
   31  *   0.0   0.0   0.0   0.0   0.0   0.0   0.0   0.0   0.0   0.0   0.0   0.0   0.0   0.0   0.0   0.0   0.0   0.0   0.0   0.0
   32  *   0.0   0.0   0.0   0.0   0.0   0.0   0.0   0.0   0.0   0.0   0.0   0.0   0.0   0.0   0.0   0.0   0.0   0.0   0.0   0.0
   33  *   0.0   0.0   0.0   0.0   0.0   0.0   0.0   0.0   0.0   0.0   0.0   0.0   0.0   0.0   0.0   0.0   0.0   0.0   0.0   0.0
   34  *   0.0   0.0   0.0   0.0   0.0   0.0   0.0   0.0   0.0   0.0   0.0   0.0   0.0   0.0   0.0   0.0   0.0   0.0   0.0   0.0
   35  *   0.0   0.0   0.0   0.0   0.0   0.0   0.0   0.0   0.0   0.0   0.0   0.0   0.0   0.0   0.0   0.0   0.0   0.0   0.0   0.0
   36  *   0.0   0.0   0.0   0.0   0.0   0.0   0.0   0.0   0.0   0.0   0.0   0.0   0.0   0.0   0.0   0.0   0.0   0.0   0.0   0.0
   37  *   0.0   0.0   0.0   0.0   0.0   0.0   0.0   0.0   0.0   0.0   0.0   0.0   0.0   0.0   0.0   0.0   0.0   0.0   0.0   0.0
   38  *   0.0   0.0   0.0   0.0   0.0   0.0   0.0   0.0   0.0   0.0   0.0   0.0   0.0   0.0   0.0   0.0   0.0   0.0   0.0   0.0
   39  *   0.0   0.0   0.0   0.0   0.0   0.0   0.0   0.0   0.0   0.0   0.0   0.0   0.0   0.0   0.0   0.0   0.0   0.0   0.0   0.0
                                                                                                                   PAGE  8
JOB: SR101L&75thAveTI(2040NoBuild)                          RUN: 2040NoBuild 75thAve TI AM
```

DATE : 8/24/21
TIME : 13:40:24

RECEPTOR - LINK MATRIX FOR THE ANGLE PRODUCING
THE MAXIMUM CONCENTRATION FOR EACH RECEPTOR

CO/LINK (PPM)
ANGLE (DEGREES)

LINK #	REC21	REC22	REC23	REC24	REC25	REC26	REC27	REC28	REC29	REC30	REC31	REC32	REC33	REC34	REC35	REC36	REC37	REC38	REC39	REC40
	0 0	0	0	40	20	20	10	10	10	10	140	0	0	0	0	0	0	0	0	
1	0.0	0.0	0.0	0.0	0.0	0.0	0.0	0.0	0.0	0.0	0.0	0.0	0.0	0.0	0.0	0.0	0.0	0.0	0.0	0.0
2	0.0	0.0	0.0	0.0	0.0	0.0	0.0	0.0	0.0	0.0	0.0	0.0	0.0	0.0	0.0	0.0	0.0	0.0	0.0	0.0
3	0.0	0.0	0.0	0.0	0.0	0.0	0.0	0.0	0.0	0.0	0.0	0.0	0.0	0.0	0.0	0.0	0.0	0.0	0.0	0.0
4	0.0	0.0	0.0	0.0	0.0	0.0	0.0	0.0	0.0	0.0	0.0	0.0	0.0	0.0	0.0	0.0	0.0	0.0	0.0	0.0
5	0.0	0.0	0.0	0.0	0.0	0.0	0.0	0.0	0.0	0.0	0.0	0.0	0.0	0.0	0.0	0.0	0.0	0.0	0.0	0.0
6	0.0	0.0	0.0	0.0	0.0	0.0	0.0	0.0	0.0	0.0	0.0	0.0	0.0	0.0	0.0	0.0	0.0	0.0	0.0	0.0
7	0.0	0.0	0.0	0.0	0.0	0.0	0.0	0.0	0.0	0.0	0.0	0.0	0.0	0.0	0.0	0.0	0.0	0.0	0.0	0.0
8	0.0	0.0	0.0	0.0	0.0	0.0	0.0	0.0	0.0	0.0	0.0	0.0	0.0	0.0	0.0	0.0	0.0	0.0	0.0	0.0
9	0.0	0.0	0.0	0.0	0.0	0.0	0.0	0.0	0.0	0.0	0.0	0.0	0.0	0.0	0.0	0.0	0.0	0.0	0.0	0.0
10	0.0	0.0	0.0	0.0	0.0	0.0	0.0	0.0	0.0	0.0	0.0	0.0	0.0	0.0	0.0	0.0	0.0	0.0	0.0	0.0
11	0.0	0.0	0.0	0.0	0.0	0.0	0.0	0.0	0.0	0.0	0.0	0.0	0.0	0.0	0.0	0.0	0.0	0.0	0.0	0.0
12	0.0	0.0	0.0	0.0	0.0	0.0	0.0	0.0	0.0	0.0	0.0	0.0	0.0	0.0	0.0	0.0	0.0	0.0	0.0	0.0
13	0.0	0.0	0.0	0.0	0.0	0.0	0.0	0.0	0.0	0.0	0.0	0.0	0.0	0.0	0.0	0.0	0.0	0.0	0.0	0.0
14	0.0	0.0	0.0	0.0	0.0	0.0	0.0	0.0	0.0	0.0	0.0	0.0	0.0	0.0	0.0	0.0	0.0	0.0	0.0	0.0
15	0.0	0.0	0.0	0.0	0.0	0.0	0.0	0.0	0.0	0.0	0.0	0.0	0.0	0.0	0.0	0.0	0.0	0.0	0.0	0.0
16	0.0	0.0	0.0	0.0	0.0	0.0	0.0	0.0	0.0	0.0	0.0	0.0	0.0	0.0	0.0	0.0	0.0	0.0	0.0	0.0
17	0.0	0.0	0.0	0.0	0.0	0.0	0.0	0.0	0.0	0.0	0.0	0.0	0.0	0.0	0.0	0.0	0.0	0.0	0.0	0.0
18	0.0	0.0	0.0	0.0	0.0	0.0	0.0	0.0	0.0	0.0	0.0	0.0	0.0	0.0	0.0	0.0	0.0	0.0	0.0	0.0
19	0.0	0.0	0.0	0.0	0.0	0.0	0.0	0.0	0.0	0.0	0.0	0.0	0.0	0.0	0.0	0.0	0.0	0.0	0.0	0.0
20	0.0	0.0	0.0	0.0	0.0	0.0	0.0	0.0	0.0	0.0	0.0	0.0	0.0	0.0	0.0	0.0	0.0	0.0	0.0	0.0
21	0.0	0.0	0.0	0.0	0.0	0.0	0.0	0.0	0.0	0.0	0.0	0.0	0.0	0.0	0.0	0.0	0.0	0.0	0.0	0.0
22	0.0	0.0	0.0	0.0	0.0	0.0	0.0	0.0	0.0	0.0	0.0	0.0	0.0	0.0	0.0	0.0	0.0	0.0	0.0	0.0
23	0.0	0.0	0.0	0.0	0.0	0.0	0.0	0.0	0.0	0.0	0.0	0.0	0.0	0.0	0.0	0.0	0.0	0.0	0.0	0.0
24	0.0	0.0	0.0	0.0	0.1	0.1	0.1	0.1	0.1	0.1	0.1	0.0	0.0	0.0	0.0	0.0	0.0	0.0	0.0	0.0
25	0.0	0.0	0.0	0.0	0.0	0.0	0.0	0.0	0.0	0.0	0.0	0.1	0.0	0.0	0.0	0.0	0.0	0.0	0.0	0.0
26	0.0	0.0	0.0	0.0	0.0	0.0	0.0	0.0	0.0	0.0	0.0	0.0	0.0	0.0	0.0	0.0	0.0	0.0	0.0	0.0
27	0.0	0.0	0.0	0.0	0.0	0.0	0.0	0.0	0.0	0.0	0.0	0.0	0.0	0.0	0.0	0.0	0.0	0.0	0.0	0.0
28	0.0	0.0	0.0	0.0	0.0	0.0	0.0	0.0	0.0	0.0	0.0	0.0	0.0	0.0	0.0	0.0	0.0	0.0	0.0	0.0
29	0.0	0.0	0.0	0.0	0.0	0.0	0.0	0.0	0.0	0.0	0.0	0.0	0.0	0.0	0.0	0.0	0.0	0.0	0.0	0.0
30	0.0	0.0	0.0	0.0	0.0	0.0	0.0	0.0	0.0	0.0	0.0	0.0	0.0	0.0	0.0	0.0	0.0	0.0	0.0	0.0
31	0.0	0.0	0.0	0.0	0.0	0.0	0.0	0.0	0.0	0.0	0.0	0.0	0.0	0.0	0.0	0.0	0.0	0.0	0.0	0.0
32	0.0	0.0	0.0	0.0	0.0	0.0	0.0	0.0	0.0	0.0	0.0	0.0	0.0	0.0	0.0	0.0	0.0	0.0	0.0	0.0
33	0.0	0.0	0.0	0.0	0.0	0.0	0.0	0.0	0.0	0.0	0.0	0.0	0.0	0.0	0.0	0.0	0.0	0.0	0.0	0.0
34	0.0	0.0	0.0	0.0	0.0	0.0	0.0	0.0	0.0	0.0	0.0	0.0	0.0	0.0	0.0	0.0	0.0	0.0	0.0	0.0
35	0.0	0.0	0.0	0.0	0.0	0.0	0.0	0.0	0.0	0.0	0.0	0.0	0.0	0.0	0.0	0.0	0.0	0.0	0.0	0.0

```
   36  *   0.0   0.0   0.0   0.0   0.0   0.0   0.0   0.0   0.0   0.0   0.0   0.0   0.0   0.0   0.0   0.0   0.0   0.0   0.0   0.0
   37  *   0.0   0.0   0.0   0.0   0.0   0.0   0.0   0.0   0.0   0.0   0.0   0.0   0.0   0.0   0.0   0.0   0.0   0.0   0.0   0.0
   38  *   0.0   0.0   0.0   0.0   0.0   0.0   0.0   0.0   0.0   0.0   0.0   0.0   0.0   0.0   0.0   0.0   0.0   0.0   0.0   0.0
   39  *   0.0   0.0   0.0   0.0   0.0   0.0   0.0   0.0   0.0   0.0   0.0   0.0   0.0   0.0   0.0   0.0   0.0   0.0   0.0   0.0
                                                                                                                   PAGE  9
   JOB: SR101L&75thAveTI(2040NoBuild)                       RUN: 2040NoBuild 75thAve TI AM

   DATE :  8/24/21
   TIME : 13:40:24


   RECEPTOR - LINK MATRIX FOR THE ANGLE PRODUCING
   THE MAXIMUM CONCENTRATION FOR EACH RECEPTOR

       *    CO/LINK  (PPM)
       *    ANGLE (DEGREES)
       *  REC41 REC42 REC43 REC44 REC45 REC46 REC47 REC48
LINK # *  0  0     0     0     0     0     0     0
-------*-----------------------------------------------
    1  *   0.0   0.0   0.0   0.0   0.0   0.0   0.0   0.0
    2  *   0.0   0.0   0.0   0.0   0.0   0.0   0.0   0.0
    3  *   0.0   0.0   0.0   0.0   0.0   0.0   0.0   0.0
    4  *   0.0   0.0   0.0   0.0   0.0   0.0   0.0   0.0
    5  *   0.0   0.0   0.0   0.0   0.0   0.0   0.0   0.0
    6  *   0.0   0.0   0.0   0.0   0.0   0.0   0.0   0.0
    7  *   0.0   0.0   0.0   0.0   0.0   0.0   0.0   0.0
    8  *   0.0   0.0   0.0   0.0   0.0   0.0   0.0   0.0
    9  *   0.0   0.0   0.0   0.0   0.0   0.0   0.0   0.0
   10  *   0.0   0.0   0.0   0.0   0.0   0.0   0.0   0.0
   11  *   0.0   0.0   0.0   0.0   0.0   0.0   0.0   0.0
   12  *   0.0   0.0   0.0   0.0   0.0   0.0   0.0   0.0
   13  *   0.0   0.0   0.0   0.0   0.0   0.0   0.0   0.0
   14  *   0.0   0.0   0.0   0.0   0.0   0.0   0.0   0.0
   15  *   0.0   0.0   0.0   0.0   0.0   0.0   0.0   0.0
   16  *   0.0   0.0   0.0   0.0   0.0   0.0   0.0   0.0
   17  *   0.0   0.0   0.0   0.0   0.0   0.0   0.0   0.0
   18  *   0.0   0.0   0.0   0.0   0.0   0.0   0.0   0.0
   19  *   0.0   0.0   0.0   0.0   0.0   0.0   0.0   0.0
   20  *   0.0   0.0   0.0   0.0   0.0   0.0   0.0   0.0
   21  *   0.0   0.0   0.0   0.0   0.0   0.0   0.0   0.0
   22  *   0.0   0.0   0.0   0.0   0.0   0.0   0.0   0.0
   23  *   0.0   0.0   0.0   0.0   0.0   0.0   0.0   0.0
   24  *   0.0   0.0   0.0   0.0   0.0   0.0   0.0   0.0
   25  *   0.0   0.0   0.0   0.0   0.0   0.0   0.0   0.0
   26  *   0.0   0.0   0.0   0.0   0.0   0.0   0.0   0.0
   27  *   0.0   0.0   0.0   0.0   0.0   0.0   0.0   0.0
   28  *   0.0   0.0   0.0   0.0   0.0   0.0   0.0   0.0
```

```
29  *   0.0   0.0   0.0   0.0   0.0   0.0   0.0   0.0
30  *   0.0   0.0   0.0   0.0   0.0   0.0   0.0   0.0
31  *   0.0   0.0   0.0   0.0   0.0   0.0   0.0   0.0
32  *   0.0   0.0   0.0   0.0   0.0   0.0   0.0   0.0
33  *   0.0   0.0   0.0   0.0   0.0   0.0   0.0   0.0
34  *   0.0   0.0   0.0   0.0   0.0   0.0   0.0   0.0
35  *   0.0   0.0   0.0   0.0   0.0   0.0   0.0   0.0
36  *   0.0   0.0   0.0   0.0   0.0   0.0   0.0   0.0
37  *   0.0   0.0   0.0   0.0   0.0   0.0   0.0   0.0
38  *   0.0   0.0   0.0   0.0   0.0   0.0   0.0   0.0
39  *   0.0   0.0   0.0   0.0   0.0   0.0   0.0   0.0
```

```
                    CAL3QHC: LINE SOURCE DISPERSION MODEL - VERSION 2.0 Dated 95221                        PAGE  1

JOB: SR101L&75thAveTI(2040NoBuild)                        RUN: 2040NoBuild 75thAve TI PM

DATE :  8/24/21
TIME : 13:40:48

   The MODE flag has been set to C for calculating CO averages.

 SITE & METEOROLOGICAL VARIABLES
 -------------------------------
 VS =   0.0 CM/S       VD =   0.0 CM/S       Z0 = 108. CM
  U =  1.0 M/S         CLAS =   4  (D)     ATIM =  60. MINUTES     MIXH =  1000. M   AMB =  0.0 PPM

 LINK VARIABLES
 --------------
   LINK DESCRIPTION     *         LINK COORDINATES (FT)          *    LENGTH  BRG TYPE   VPH    EF      H   W    V/C QUEUE
                        *   X1        Y1        X2        Y2     *     (FT)  (DEG)            (G/MI)  (FT) (FT)       (VEH)
------------------------*----------------------------------------*-----------------------------------------------------------
 1. 1_SR101_EB_ML_S1    * 606176.4  970428.2  607239.4  970720.6 *    1102.    75. DP   5368.   0.4 -10.0 68.0
 2. 2_SR101_EB_ML_S2    * 607239.4  970720.6  607929.6  970768.0 *     692.    86. DP   5368.   0.5 -20.0 68.0
 3. 3_SR101_EB_ML_S3    * 607929.6  970768.0  609252.3  970723.4 *    1323.    92. DP   5368.   0.7 -10.0 68.0
 4. 4_SR101_WB_ML_S1    * 607228.2  970808.5  606141.2  970532.5 *    1121.   256. DP   6905.   0.4 -10.0 68.0
 5. 5_SR101_WB_ML_S2    * 607930.8  970840.8  607228.2  970808.5 *     703.   267. DP   6905.   0.5 -20.0 68.0
 6. 6_SR101_WB_ML_S3    * 609253.5  970792.1  607930.8  970840.8 *    1324.   272. DP   6905.   0.7 -10.0 68.0
 7. 7_EB_75th_Ave_offram* 606192.6  970388.8  606889.6  970563.9 *     719.    76. AG    490.   0.7   0.0 32.0
 8. 8_EB_75th_Ave_offram* 606889.6  970563.9  607692.5  970592.7 *     803.    88. AG    490.   0.7   0.0 44.0
 9. 9_EB_75th Ave offram* 607592.2  970581.3  607650.5  970512.1 *      91.   140. AG      0.   0.5   0.0 32.0
10. 10_75th_Ave_NB_to_EB* 607743.1  970527.5  607820.8  970582.4 *      95.    55. AG    346.   0.6   0.0 32.0
11. 11_EB_frontage_road * 608169.2  970585.4  609241.8  970558.7 *    1073.    91. AG    286.   0.6   0.0 44.0
12. 12_EB_75th_Ave_onram* 607689.5  970592.8  608169.4  970595.2 *     480.    90. AG   1443.   0.5   0.0 56.0
13. 13_EB_75th_Ave_onram* 608169.3  970611.1  609249.7  970677.2 *    1082.    86. AG   1078.   0.9   0.0 44.0
14. 14_WB_75th_Ave_offra* 609250.9  970841.0  608282.4  970977.2 *     978.   278. AG   1412.   1.1   0.0 32.0
15. 15_WB_frontage_road_* 609250.6  970931.9  608287.7  971009.5 *     966.   275. AG    498.   0.7   0.0 32.0
16. 16_WB_frontage_road_* 608287.7  971009.5  607705.2  971011.9 *     583.   270. AG    498.   0.9   0.0 44.0
17. 17_WB_75th_Ave_offra* 608282.4  970977.2  607705.4  971007.5 *     578.   273. AG   1412.   1.0   0.0 32.0
18. 18_WB_75th_Ave_offra* 607813.8  971031.4  607733.0  971088.9 *      99.   305. AG    595.   0.6   0.0 32.0
19. 19_WB_75th_Ave_onram* 607647.1  971086.4  607592.2  971017.2 *      88.   218. AG    335.   0.6   0.0 32.0
20. 20_WB_frontage_road_* 607614.3  971010.0  607165.5  970955.9 *     452.   263. AG    956.   0.6   0.0 44.0
21. 21_WB_frontage_road_* 607165.5  970955.9  606135.2  970621.3 *    1083.   252. AG    956.   0.6   0.0 44.0
22. 22_WB_ML_to_frontage* 607932.2  970870.3  607036.9  970869.3 *     895.   270. DP   1619.   1.2 -20.0 32.0
23. 23_WB_ML_to_frontage* 607036.9  970869.3  606138.1  970614.5 *     934.   254. DP   1619.   1.2 -10.0 32.0
24. 24_SB_75th_Ave_S1   * 607668.2  971708.4  607672.2  971035.7 *     673.   180. AG   1599.   0.9   0.0 56.0
25. 25_SB_75th_Ave_S2   * 607672.2  971035.7  607660.8  970566.2 *     470.   181. BR   1672.   0.9   0.0 68.0
26. 26_SB_75th_Ave_S3   * 607660.8  970566.2  607667.9  969913.9 *     652.   179. AG    666.   0.6   0.0 44.0
27. 27_SB_75th_Ave_left * 607685.3  970672.4  607759.2  970595.7 *     106.   136. AG   1006.   0.6   0.0 44.0
28. 28_NB_75th_Ave_S1   * 607715.6  969916.3  607719.3  970565.2 *     649.     0. AG    950.   0.6   0.0 44.0
```

```
 29. 29_NB_75th_Ave_S2   * 607719.3  970565.2  607725.8  971035.7 *     471.     1. BR   1039.   0.7   0.0 56.0
 30. 30_NB_75th_Ave_S3   * 607725.8  971035.7  607726.5  971704.9 *     669.     0. AG   2023.   1.0   0.0 44.0
 31. 31_NB_75th_Ave_left * 607708.3  970946.8  607613.1  971013.1 *     116.   305. AG    205.   0.5   0.0 32.0
 32. 32_EB_75th_offramp_Q* 607629.1  970592.3  607573.9  970592.6 *      55.   270. AG      3. 100.0   0.0 36.0 0.24   2.8
 33. 33_WB_75th_offramp_Q* 607764.8  971016.4  607907.8  971011.4 *     143.    92. AG      3. 100.0   0.0 48.0 0.71   7.3
 34. 34_SB_75th_Ave_Queue* 607668.1  971075.0  607637.7  972632.7 *    1558.   359. AG      5. 100.0   0.0 36.0 1.27  79.1
 35. 35T_SB_75th_Ave_brid* 607674.2  970632.4  607674.4  970707.0 *      75.     0. BR      1. 100.0   0.0 24.0 0.28   3.8
 36. 35L_SB_75th_Ave_brid* 607686.0  970674.3  607686.8  970927.4 *     253.     0. BR      3. 100.0   0.0 24.0 0.86  12.9
 37. 36T_NB_75th_Ave_brid* 607727.4  970946.6  607726.0  970803.0 *     144.   181. BR      2. 100.0   0.0 24.0 0.40   7.3
 38. 36L_NB_75th_Ave_brid* 607708.5  970926.8  607700.9  969417.5 *    1509.   180. BR      2. 100.0   0.0 12.0 2.73  76.7
 39. 37_NB_75th_Ave_Queue* 607720.5  970521.9  607714.8  970272.2 *     250.   181. AG      8. 100.0   0.0 48.0 1.02  12.7
                                                                                                          PAGE  2
 JOB: SR101L&75thAveTI(2040NoBuild)                        RUN: 2040NoBuild 75thAve TI PM

 DATE :  8/24/21
 TIME : 13:40:48

  ADDITIONAL QUEUE LINK PARAMETERS
  --------------------------------
    LINK DESCRIPTION     *    CYCLE    RED     CLEARANCE  APPROACH  SATURATION   IDLE   SIGNAL   ARRIVAL
                         *    LENGTH   TIME    LOST TIME    VOL     FLOW RATE   EM FAC   TYPE     RATE
                         *     (SEC)   (SEC)    (SEC)      (VPH)      (VPH)    (gm/hr)
 ------------------------*-------------------------------- --------- ------------------- -----------------
 32. 32_EB_75th_offramp_Q*     150       62       5.0       490       1252       0.92      2        3
 33. 33_WB_75th_offramp_Q*     172       52       5.0      2014       1072       0.92      2        3
 34. 34_SB_75th_Ave_Queue*     172      122       5.0      1599       1676       0.92      2        3
 35. 35T_SB_75th_Ave_brid*     150       41       5.0       666       1780       0.92      2        3
 36. 35L_SB_75th_Ave_brid*     150       92       5.0      1006       1730       0.92      2        3
 37. 36T_NB_75th_Ave_brid*     172       63       5.0       834       1780       0.92      2        3
 38. 36L_NB_75th_Ave_brid*     172      127       5.0       205        342       0.92      2        3
 39. 37_NB_75th_Ave_Queue*     150      122       5.0       950       1671       0.92      2        3

  RECEPTOR LOCATIONS
  ------------------
                         *          COORDINATES (FT)          *
    RECEPTOR             *      X          Y          Z       *
-------------------------*-------------------------------------*
 1. R1                   *    607758.4   971640.7        5.9   *
 2. R2                   *    607758.0   971558.7        5.9   *
 3. R3                   *    607756.7   971476.7        5.9   *
 4. R4                   *    607755.4   971394.7        5.9   *
 5. R5                   *    607754.1   971312.8        5.9   *
 6. R6                   *    607754.1   971230.7        5.9   *
 7. R7                   *    607755.7   971148.7        5.9   *
 8. R8                   *    607769.5   971067.9        5.9   *
 9. R9                   *    607837.2   971158.0        5.9   *
10. R10                  *    607918.8   971150.2        5.9   *
```

```
11. R11                  *    608000.4   971142.6        5.9   *
12. R12                  *    608082.1   971134.9        5.9   *
13. R13                  *    608163.7   971127.2        5.9   *
14. R14                  *    608245.4   971119.4        5.9   *
15. R15                  *    608327.0   971111.7        5.9   *
16. R16                  *    608408.6   971103.9        5.9   *
17. R17                  *    608490.3   971096.2        5.9   *
18. R18                  *    608571.9   971088.5        5.9   *
19. R19                  *    608653.5   971080.7        5.9   *
20. R20                  *    608735.2   971073.0        5.9   *
21. R21                  *    608816.8   971065.4        5.9   *
22. R22                  *    608898.5   971057.7        5.9   *
23. R23                  *    608980.1   971049.9        5.9   *
24. R24                  *    608908.5   970527.3        5.9   *
25. R25                  *    608826.4   970526.5        5.9   *
26. R26                  *    608744.5   970525.8        5.9   *
27. R27                  *    608662.5   970525.0        5.9   *
28. R28                  *    608580.5   970524.2        5.9   *
29. R29                  *    608498.5   970523.5        5.9   *
30. R30                  *    608416.5   970522.8        5.9   *
31. R31                  *    608334.5   970522.0        5.9   *
32. R32                  *    608252.5   970521.3        5.9   *
33. R33                  *    608170.5   970520.5        5.9   *
34. R34                  *    608088.5   970519.8        5.9   *
35. R35                  *    608006.5   970519.0        5.9   *
36. R36                  *    607926.3   970518.3        5.9   *
37. R37                  *    607842.5   970517.6        5.9   *
```


JOB: SR101L&75thAveTI(2040NoBuild) RUN: 2040NoBuild 75thAve TI PM

DATE : 8/24/21
TIME : 13:40:48

RECEPTOR LOCATIONS

```
                         *          COORDINATES (FT)          *
  RECEPTOR               *      X          Y          Z       *
---------------- --------*-----------------------------------*
38. R38                  *    607759.2   970629.1        5.9   *
39. R39                  *    607760.5   970516.7        5.9   *
40. R40                  *    607760.4   970434.7        5.9   *
41. R41                  *    607760.2   970352.8        5.9   *
42. R42                  *    607756.6   970270.9        5.9   *
43. R43                  *    607752.2   970189.0        5.9   *
44. R44                  *    607745.6   970107.2        5.9   *
45. R45                  *    607748.6   970025.4        5.9   *
```

46. R46 * 607747.2 969943.6 5.9 *

JOB: SR101L&75thAveTI(2040NoBuild) RUN: 2040NoBuild 75thAve TI PM

MODEL RESULTS

REMARKS : In search of the angle corresponding to the maximum concentration, only the first angle, of the angles with same maximum concentrations, is indicated as maximum.

WIND ANGLE RANGE: 0.-360.

WIND ANGLE (DEGR)	* CONCENTRATION (PPM) REC1	REC2	REC3	REC4	REC5	REC6	REC7	REC8	REC9	REC10	REC11	REC12	REC13	REC14	REC15	REC16	REC17	REC18	REC19	REC20
0.	0.0	0.0	0.0	0.1	0.1	0.1	0.1	0.0	0.0	0.0	0.0	0.0	0.0	0.0	0.0	0.0	0.0	0.0	0.0	0.0
10.	0.0	0.0	0.0	0.0	0.0	0.0	0.0	0.0	0.0	0.0	0.0	0.0	0.0	0.0	0.0	0.0	0.0	0.0	0.0	0.0
20.	0.0	0.0	0.0	0.0	0.0	0.0	0.0	0.0	0.0	0.0	0.0	0.0	0.0	0.0	0.0	0.0	0.0	0.0	0.0	0.0
30.	0.0	0.0	0.0	0.0	0.0	0.0	0.0	0.0	0.0	0.0	0.0	0.0	0.0	0.0	0.0	0.0	0.0	0.0	0.0	0.0
40.	0.0	0.0	0.0	0.0	0.0	0.0	0.0	0.0	0.0	0.0	0.0	0.0	0.0	0.0	0.0	0.0	0.0	0.0	0.0	0.0
50.	0.0	0.0	0.0	0.0	0.0	0.0	0.0	0.0	0.0	0.0	0.0	0.0	0.0	0.0	0.0	0.0	0.0	0.0	0.0	0.0
60.	0.0	0.0	0.0	0.0	0.0	0.0	0.0	0.0	0.0	0.0	0.0	0.0	0.0	0.0	0.0	0.0	0.0	0.0	0.0	0.0
70.	0.0	0.0	0.0	0.0	0.0	0.0	0.0	0.0	0.0	0.0	0.0	0.0	0.0	0.0	0.0	0.0	0.0	0.0	0.0	0.0
80.	0.0	0.0	0.0	0.0	0.0	0.0	0.0	0.0	0.0	0.0	0.0	0.0	0.0	0.0	0.0	0.0	0.0	0.0	0.0	0.0
90.	0.0	0.0	0.0	0.0	0.0	0.0	0.0	0.0	0.0	0.0	0.0	0.0	0.0	0.0	0.0	0.0	0.0	0.0	0.0	0.0
100.	0.0	0.0	0.0	0.0	0.0	0.0	0.0	0.0	0.0	0.0	0.0	0.0	0.0	0.0	0.0	0.0	0.0	0.0	0.0	0.0
110.	0.0	0.0	0.0	0.0	0.0	0.0	0.0	0.0	0.0	0.0	0.0	0.0	0.0	0.0	0.0	0.0	0.0	0.0	0.0	0.0
120.	0.0	0.0	0.0	0.0	0.0	0.0	0.0	0.0	0.0	0.0	0.0	0.0	0.0	0.0	0.0	0.0	0.0	0.0	0.0	0.0
130.	0.0	0.0	0.0	0.0	0.0	0.0	0.0	0.0	0.0	0.0	0.0	0.0	0.0	0.0	0.0	0.0	0.0	0.0	0.0	0.0
140.	0.0	0.0	0.0	0.0	0.0	0.0	0.0	0.0	0.0	0.0	0.0	0.0	0.0	0.0	0.0	0.0	0.0	0.0	0.0	0.0
150.	0.0	0.0	0.0	0.0	0.0	0.0	0.0	0.0	0.0	0.0	0.0	0.0	0.0	0.0	0.0	0.0	0.0	0.0	0.0	0.0
160.	0.0	0.0	0.0	0.0	0.0	0.0	0.0	0.0	0.0	0.0	0.0	0.0	0.0	0.0	0.0	0.0	0.0	0.0	0.0	0.0
170.	0.0	0.0	0.0	0.0	0.0	0.0	0.0	0.0	0.0	0.0	0.0	0.0	0.0	0.0	0.0	0.0	0.0	0.0	0.0	0.0
180.	0.1	0.1	0.1	0.1	0.1	0.0	0.0	0.0	0.0	0.0	0.0	0.0	0.0	0.0	0.0	0.0	0.0	0.0	0.0	0.0
190.	0.1	0.1	0.1	0.1	0.1	0.1	0.0	0.0	0.0	0.0	0.0	0.0	0.0	0.0	0.0	0.0	0.0	0.0	0.0	0.0
200.	0.1	0.1	0.1	0.1	0.1	0.1	0.1	0.0	0.0	0.0	0.0	0.0	0.0	0.0	0.0	0.0	0.0	0.0	0.0	0.0
210.	0.1	0.1	0.1	0.1	0.1	0.1	0.1	0.0	0.0	0.0	0.0	0.0	0.0	0.0	0.0	0.0	0.0	0.0	0.0	0.0
220.	0.1	0.1	0.1	0.1	0.1	0.1	0.1	0.0	0.0	0.0	0.0	0.0	0.0	0.0	0.0	0.0	0.0	0.0	0.0	0.0
230.	0.1	0.1	0.1	0.1	0.1	0.1	0.1	0.0	0.0	0.0	0.0	0.0	0.0	0.0	0.0	0.0	0.0	0.0	0.0	0.0
240.	0.1	0.1	0.1	0.1	0.1	0.1	0.1	0.0	0.0	0.0	0.0	0.0	0.0	0.0	0.0	0.0	0.0	0.0	0.0	0.0
250.	0.1	0.1	0.1	0.1	0.1	0.1	0.1	0.0	0.0	0.0	0.0	0.0	0.0	0.0	0.0	0.0	0.0	0.0	0.0	0.0
260.	0.1	0.1	0.1	0.1	0.1	0.1	0.1	0.0	0.0	0.0	0.0	0.0	0.0	0.0	0.0	0.0	0.0	0.0	0.0	0.0
270.	0.1	0.1	0.1	0.1	0.1	0.1	0.1	0.0	0.0	0.0	0.0	0.0	0.0	0.0	0.0	0.0	0.0	0.0	0.0	0.0
280.	0.1	0.1	0.1	0.1	0.1	0.1	0.1	0.0	0.0	0.0	0.0	0.0	0.0	0.0	0.0	0.0	0.0	0.0	0.0	0.0

```
290.  *   0.1   0.1   0.1   0.1   0.1   0.1   0.1   0.0   0.0   0.0   0.0   0.0   0.0   0.0   0.0   0.0   0.0   0.0   0.0
300.  *   0.1   0.1   0.1   0.1   0.1   0.1   0.1   0.0   0.0   0.0   0.0   0.0   0.0   0.0   0.0   0.0   0.0   0.0   0.0
310.  *   0.1   0.1   0.1   0.1   0.1   0.1   0.1   0.1   0.0   0.0   0.0   0.0   0.0   0.0   0.0   0.0   0.0   0.0   0.0
320.  *   0.1   0.1   0.1   0.1   0.1   0.1   0.1   0.1   0.0   0.0   0.0   0.0   0.0   0.0   0.0   0.0   0.0   0.0   0.0
330.  *   0.0   0.1   0.1   0.1   0.1   0.1   0.1   0.1   0.0   0.0   0.0   0.0   0.0   0.0   0.0   0.0   0.0   0.0   0.0
340.  *   0.0   0.1   0.1   0.1   0.1   0.1   0.1   0.1   0.0   0.0   0.0   0.0   0.0   0.0   0.0   0.0   0.0   0.0   0.0
350.  *   0.0   0.1   0.1   0.1   0.1   0.1   0.1   0.1   0.0   0.0   0.0   0.0   0.0   0.0   0.0   0.0   0.0   0.0   0.0
360.  *   0.0   0.0   0.0   0.1   0.1   0.1   0.1   0.0   0.0   0.0   0.0   0.0   0.0   0.0   0.0   0.0   0.0   0.0   0.0
------*-------------------------------------------------------------------------------------------------------------------
MAX   *   0.1   0.1   0.1   0.1   0.1   0.1   0.1   0.1   0.0   0.0   0.0   0.0   0.0   0.0   0.0   0.0   0.0   0.0   0.0
DEGR. *  180   180   180     0     0     0     0   310     0     0     0     0     0     0     0     0     0     0     0
```


JOB: SR101L&75thAveTI(2040NoBuild) RUN: 2040NoBuild 75thAve TI PM

MODEL RESULTS

REMARKS : In search of the angle corresponding to the maximum concentration, only the first angle, of the angles with same maximum concentrations, is indicated as maximum.

WIND ANGLE RANGE: 0.-360.

```
WIND  * CONCENTRATION
ANGLE *      (PPM)
(DEGR)* REC21 REC22 REC23 REC24 REC25 REC26 REC27 REC28 REC29 REC30 REC31 REC32 REC33 REC34 REC35 REC36 REC37 REC38 REC39 REC40
------*-------------------------------------------------------------------------------------------------------------------
  0.  *   0.0   0.0   0.0   0.0   0.0   0.0   0.0   0.0   0.0   0.0   0.0   0.0   0.0   0.0   0.0   0.0   0.0   0.0   0.0
 10.  *   0.0   0.0   0.0   0.0   0.0   0.0   0.0   0.0   0.0   0.0   0.0   0.0   0.0   0.0   0.0   0.0   0.0   0.0   0.0
 20.  *   0.0   0.0   0.0   0.0   0.0   0.0   0.0   0.0   0.0   0.0   0.0   0.0   0.0   0.0   0.0   0.0   0.0   0.0   0.0
 30.  *   0.0   0.0   0.0   0.0   0.0   0.0   0.0   0.0   0.0   0.0   0.0   0.0   0.0   0.0   0.0   0.0   0.0   0.0   0.0
 40.  *   0.0   0.0   0.0   0.0   0.0   0.0   0.0   0.0   0.0   0.0   0.0   0.0   0.0   0.0   0.0   0.0   0.0   0.0   0.0
 50.  *   0.0   0.0   0.0   0.0   0.0   0.0   0.0   0.0   0.0   0.0   0.0   0.0   0.0   0.0   0.0   0.0   0.0   0.0   0.0
 60.  *   0.0   0.0   0.0   0.0   0.0   0.0   0.0   0.0   0.0   0.0   0.0   0.0   0.0   0.0   0.0   0.0   0.0   0.0   0.0
 70.  *   0.0   0.0   0.0   0.0   0.0   0.0   0.0   0.0   0.0   0.0   0.0   0.0   0.0   0.0   0.0   0.0   0.0   0.0   0.0
 80.  *   0.0   0.0   0.0   0.0   0.0   0.0   0.0   0.0   0.0   0.0   0.0   0.0   0.0   0.0   0.0   0.0   0.0   0.0   0.0
 90.  *   0.0   0.0   0.0   0.0   0.0   0.0   0.0   0.0   0.0   0.0   0.0   0.0   0.0   0.0   0.0   0.0   0.0   0.0   0.0
100.  *   0.0   0.0   0.0   0.0   0.0   0.0   0.0   0.0   0.0   0.0   0.0   0.0   0.0   0.0   0.0   0.0   0.0   0.0   0.0
110.  *   0.0   0.0   0.0   0.0   0.0   0.0   0.0   0.0   0.0   0.0   0.0   0.0   0.0   0.0   0.0   0.0   0.0   0.0   0.0
120.  *   0.0   0.0   0.0   0.0   0.0   0.0   0.0   0.0   0.0   0.0   0.0   0.0   0.0   0.0   0.0   0.0   0.0   0.0   0.0
130.  *   0.0   0.0   0.0   0.0   0.0   0.0   0.0   0.0   0.0   0.0   0.0   0.0   0.0   0.0   0.0   0.0   0.0   0.0   0.0
140.  *   0.0   0.0   0.0   0.0   0.0   0.0   0.0   0.0   0.0   0.0   0.0   0.0   0.0   0.0   0.0   0.0   0.0   0.0   0.0
150.  *   0.0   0.0   0.0   0.0   0.0   0.0   0.0   0.0   0.0   0.0   0.0   0.0   0.0   0.0   0.0   0.0   0.0   0.0   0.0
160.  *   0.0   0.0   0.0   0.0   0.0   0.0   0.0   0.0   0.0   0.0   0.0   0.0   0.0   0.0   0.0   0.0   0.0   0.0   0.0
170.  *   0.0   0.0   0.0   0.0   0.0   0.0   0.0   0.0   0.0   0.0   0.0   0.0   0.0   0.0   0.0   0.0   0.0   0.0   0.0
```

180.	*	0.0	0.0	0.0	0.0	0.0	0.0	0.0	0.0	0.0	0.0	0.0	0.0	0.0	0.0	0.0	0.0	0.0	0.0	0.0	0.0
190.	*	0.0	0.0	0.0	0.0	0.0	0.0	0.0	0.0	0.0	0.0	0.0	0.0	0.0	0.0	0.0	0.0	0.0	0.0	0.0	0.0
200.	*	0.0	0.0	0.0	0.0	0.0	0.0	0.0	0.0	0.0	0.0	0.0	0.0	0.0	0.0	0.0	0.0	0.0	0.0	0.0	0.0
210.	*	0.0	0.0	0.0	0.0	0.0	0.0	0.0	0.0	0.0	0.0	0.0	0.0	0.0	0.0	0.0	0.0	0.0	0.0	0.0	0.0
220.	*	0.0	0.0	0.0	0.0	0.0	0.0	0.0	0.0	0.0	0.0	0.0	0.0	0.0	0.0	0.0	0.0	0.0	0.0	0.0	0.0
230.	*	0.0	0.0	0.0	0.0	0.0	0.0	0.0	0.0	0.0	0.0	0.0	0.0	0.0	0.0	0.0	0.0	0.0	0.0	0.0	0.0
240.	*	0.0	0.0	0.0	0.0	0.0	0.0	0.0	0.0	0.0	0.0	0.0	0.0	0.0	0.0	0.0	0.0	0.0	0.0	0.0	0.0
250.	*	0.0	0.0	0.0	0.0	0.0	0.0	0.0	0.0	0.0	0.0	0.0	0.0	0.0	0.0	0.0	0.0	0.0	0.0	0.0	0.0
260.	*	0.0	0.0	0.0	0.0	0.0	0.0	0.0	0.0	0.0	0.0	0.0	0.0	0.0	0.0	0.0	0.0	0.0	0.0	0.0	0.0
270.	*	0.0	0.0	0.0	0.0	0.0	0.0	0.0	0.0	0.0	0.0	0.0	0.0	0.0	0.0	0.0	0.0	0.0	0.0	0.0	0.0
280.	*	0.0	0.0	0.0	0.0	0.0	0.0	0.0	0.0	0.0	0.0	0.0	0.0	0.0	0.0	0.0	0.0	0.0	0.0	0.0	0.0
290.	*	0.0	0.0	0.0	0.0	0.0	0.0	0.0	0.0	0.0	0.0	0.0	0.0	0.0	0.0	0.0	0.0	0.0	0.0	0.0	0.0
300.	*	0.0	0.0	0.0	0.0	0.0	0.0	0.0	0.0	0.0	0.0	0.0	0.0	0.0	0.0	0.0	0.0	0.0	0.0	0.0	0.0
310.	*	0.0	0.0	0.0	0.0	0.0	0.0	0.0	0.0	0.0	0.0	0.0	0.0	0.0	0.0	0.0	0.0	0.0	0.0	0.0	0.0
320.	*	0.0	0.0	0.0	0.0	0.0	0.0	0.0	0.0	0.0	0.0	0.0	0.0	0.0	0.0	0.0	0.0	0.0	0.0	0.0	0.0
330.	*	0.0	0.0	0.0	0.0	0.0	0.0	0.0	0.0	0.0	0.0	0.0	0.0	0.0	0.0	0.0	0.0	0.0	0.0	0.0	0.0
340.	*	0.0	0.0	0.0	0.0	0.0	0.0	0.0	0.0	0.0	0.0	0.0	0.0	0.0	0.0	0.0	0.0	0.0	0.0	0.0	0.0
350.	*	0.0	0.0	0.0	0.0	0.0	0.0	0.0	0.0	0.0	0.0	0.0	0.0	0.0	0.0	0.0	0.0	0.0	0.0	0.0	0.0
360.	*	0.0	0.0	0.0	0.0	0.0	0.0	0.0	0.0	0.0	0.0	0.0	0.0	0.0	0.0	0.0	0.0	0.0	0.0	0.0	0.0
MAX	*	0.0	0.0	0.0	0.0	0.0	0.0	0.0	0.0	0.0	0.0	0.0	0.0	0.0	0.0	0.0	0.0	0.0	0.0	0.0	0.0
DEGR.	*	0	0	0	0	0	0	0	0	0	0	0	0	0	0	0	0	0	0	0	0

JOB: SR101L&75thAveTI(2040NoBuild) RUN: 2040NoBuild 75thAve TI PM

MODEL RESULTS

REMARKS : In search of the angle corresponding to the maximum concentration, only the first angle, of the angles with same maximum concentrations, is indicated as maximum.

WIND ANGLE RANGE: 0.-360.

WIND ANGLE (DEGR)	*	CONCENTRATION (PPM) REC41	REC42	REC43	REC44	REC45	REC46
0.	*	0.0	0.0	0.0	0.0	0.0	0.0
10.	*	0.0	0.0	0.0	0.0	0.0	0.0
20.	*	0.0	0.0	0.0	0.0	0.0	0.0
30.	*	0.0	0.0	0.0	0.0	0.0	0.0
40.	*	0.0	0.0	0.0	0.0	0.0	0.0
50.	*	0.0	0.0	0.0	0.0	0.0	0.0
60.	*	0.0	0.0	0.0	0.0	0.0	0.0

```
 70.  *   0.0   0.0   0.0   0.0   0.0   0.0
 80.  *   0.0   0.0   0.0   0.0   0.0   0.0
 90.  *   0.0   0.0   0.0   0.0   0.0   0.0
100.  *   0.0   0.0   0.0   0.0   0.0   0.0
110.  *   0.0   0.0   0.0   0.0   0.0   0.0
120.  *   0.0   0.0   0.0   0.0   0.0   0.0
130.  *   0.0   0.0   0.0   0.0   0.0   0.0
140.  *   0.0   0.0   0.0   0.0   0.0   0.0
150.  *   0.0   0.0   0.0   0.0   0.0   0.0
160.  *   0.0   0.0   0.0   0.0   0.0   0.0
170.  *   0.0   0.0   0.0   0.0   0.0   0.0
180.  *   0.0   0.0   0.0   0.0   0.0   0.0
190.  *   0.0   0.0   0.0   0.0   0.0   0.0
200.  *   0.0   0.0   0.0   0.0   0.0   0.0
210.  *   0.0   0.0   0.0   0.0   0.0   0.0
220.  *   0.0   0.0   0.0   0.0   0.0   0.0
230.  *   0.0   0.0   0.0   0.0   0.0   0.0
240.  *   0.0   0.0   0.0   0.0   0.0   0.0
250.  *   0.0   0.0   0.0   0.0   0.0   0.0
260.  *   0.0   0.0   0.0   0.0   0.0   0.0
270.  *   0.0   0.0   0.0   0.0   0.0   0.0
280.  *   0.0   0.0   0.0   0.0   0.0   0.0
290.  *   0.0   0.0   0.0   0.0   0.0   0.0
300.  *   0.0   0.0   0.0   0.0   0.0   0.0
310.  *   0.0   0.0   0.0   0.0   0.0   0.0
320.  *   0.0   0.0   0.0   0.0   0.0   0.0
330.  *   0.0   0.0   0.0   0.0   0.0   0.0
340.  *   0.0   0.0   0.0   0.0   0.0   0.0
350.  *   0.0   0.0   0.0   0.0   0.0   0.0
360.  *   0.0   0.0   0.0   0.0   0.0   0.0
------*-----------------------------------
MAX   *   0.0   0.0   0.0   0.0   0.0   0.0
DEGR. *    0     0     0     0     0     0

THE HIGHEST CONCENTRATION OF    0.10 PPM OCCURRED AT RECEPTOR REC4 .
```



```
     JOB: SR101L&75thAveTI(2040NoBuild)                        RUN: 2040NoBuild 75thAve TI PM

     DATE :  8/24/21
     TIME : 13:40:48


     RECEPTOR - LINK MATRIX FOR THE ANGLE PRODUCING
     THE MAXIMUM CONCENTRATION FOR EACH RECEPTOR

         *    CO/LINK  (PPM)
         *    ANGLE (DEGREES)
```

LINK #	REC1	REC2	REC3	REC4	REC5	REC6	REC7	REC8	REC9	REC10	REC11	REC12	REC13	REC14	REC15	REC16	REC17	REC18	REC19	REC20
	180	180	180	0	0	0	0	310	0	0	0	0	0	0	0	0	0	0	0	0
1	0.0	0.0	0.0	0.0	0.0	0.0	0.0	0.0	0.0	0.0	0.0	0.0	0.0	0.0	0.0	0.0	0.0	0.0	0.0	0.0
2	0.0	0.0	0.0	0.0	0.0	0.0	0.0	0.0	0.0	0.0	0.0	0.0	0.0	0.0	0.0	0.0	0.0	0.0	0.0	0.0
3	0.0	0.0	0.0	0.0	0.0	0.0	0.0	0.0	0.0	0.0	0.0	0.0	0.0	0.0	0.0	0.0	0.0	0.0	0.0	0.0
4	0.0	0.0	0.0	0.0	0.0	0.0	0.0	0.0	0.0	0.0	0.0	0.0	0.0	0.0	0.0	0.0	0.0	0.0	0.0	0.0
5	0.0	0.0	0.0	0.0	0.0	0.0	0.0	0.0	0.0	0.0	0.0	0.0	0.0	0.0	0.0	0.0	0.0	0.0	0.0	0.0
6	0.0	0.0	0.0	0.0	0.0	0.0	0.0	0.0	0.0	0.0	0.0	0.0	0.0	0.0	0.0	0.0	0.0	0.0	0.0	0.0
7	0.0	0.0	0.0	0.0	0.0	0.0	0.0	0.0	0.0	0.0	0.0	0.0	0.0	0.0	0.0	0.0	0.0	0.0	0.0	0.0
8	0.0	0.0	0.0	0.0	0.0	0.0	0.0	0.0	0.0	0.0	0.0	0.0	0.0	0.0	0.0	0.0	0.0	0.0	0.0	0.0
9	0.0	0.0	0.0	0.0	0.0	0.0	0.0	0.0	0.0	0.0	0.0	0.0	0.0	0.0	0.0	0.0	0.0	0.0	0.0	0.0
10	0.0	0.0	0.0	0.0	0.0	0.0	0.0	0.0	0.0	0.0	0.0	0.0	0.0	0.0	0.0	0.0	0.0	0.0	0.0	0.0
11	0.0	0.0	0.0	0.0	0.0	0.0	0.0	0.0	0.0	0.0	0.0	0.0	0.0	0.0	0.0	0.0	0.0	0.0	0.0	0.0
12	0.0	0.0	0.0	0.0	0.0	0.0	0.0	0.0	0.0	0.0	0.0	0.0	0.0	0.0	0.0	0.0	0.0	0.0	0.0	0.0
13	0.0	0.0	0.0	0.0	0.0	0.0	0.0	0.0	0.0	0.0	0.0	0.0	0.0	0.0	0.0	0.0	0.0	0.0	0.0	0.0
14	0.0	0.0	0.0	0.0	0.0	0.0	0.0	0.0	0.0	0.0	0.0	0.0	0.0	0.0	0.0	0.0	0.0	0.0	0.0	0.0
15	0.0	0.0	0.0	0.0	0.0	0.0	0.0	0.0	0.0	0.0	0.0	0.0	0.0	0.0	0.0	0.0	0.0	0.0	0.0	0.0
16	0.0	0.0	0.0	0.0	0.0	0.0	0.0	0.0	0.0	0.0	0.0	0.0	0.0	0.0	0.0	0.0	0.0	0.0	0.0	0.0
17	0.0	0.0	0.0	0.0	0.0	0.0	0.0	0.0	0.0	0.0	0.0	0.0	0.0	0.0	0.0	0.0	0.0	0.0	0.0	0.0
18	0.0	0.0	0.0	0.0	0.0	0.0	0.0	0.0	0.0	0.0	0.0	0.0	0.0	0.0	0.0	0.0	0.0	0.0	0.0	0.0
19	0.0	0.0	0.0	0.0	0.0	0.0	0.0	0.0	0.0	0.0	0.0	0.0	0.0	0.0	0.0	0.0	0.0	0.0	0.0	0.0
20	0.0	0.0	0.0	0.0	0.0	0.0	0.0	0.0	0.0	0.0	0.0	0.0	0.0	0.0	0.0	0.0	0.0	0.0	0.0	0.0
21	0.0	0.0	0.0	0.0	0.0	0.0	0.0	0.0	0.0	0.0	0.0	0.0	0.0	0.0	0.0	0.0	0.0	0.0	0.0	0.0
22	0.0	0.0	0.0	0.0	0.0	0.0	0.0	0.0	0.0	0.0	0.0	0.0	0.0	0.0	0.0	0.0	0.0	0.0	0.0	0.0
23	0.0	0.0	0.0	0.0	0.0	0.0	0.0	0.0	0.0	0.0	0.0	0.0	0.0	0.0	0.0	0.0	0.0	0.0	0.0	0.0
24	0.0	0.0	0.0	0.0	0.0	0.0	0.0	0.0	0.0	0.0	0.0	0.0	0.0	0.0	0.0	0.0	0.0	0.0	0.0	0.0
25	0.0	0.0	0.0	0.0	0.0	0.0	0.0	0.0	0.0	0.0	0.0	0.0	0.0	0.0	0.0	0.0	0.0	0.0	0.0	0.0
26	0.0	0.0	0.0	0.0	0.0	0.0	0.0	0.0	0.0	0.0	0.0	0.0	0.0	0.0	0.0	0.0	0.0	0.0	0.0	0.0
27	0.0	0.0	0.0	0.0	0.0	0.0	0.0	0.0	0.0	0.0	0.0	0.0	0.0	0.0	0.0	0.0	0.0	0.0	0.0	0.0
28	0.0	0.0	0.0	0.0	0.0	0.0	0.0	0.0	0.0	0.0	0.0	0.0	0.0	0.0	0.0	0.0	0.0	0.0	0.0	0.0
29	0.0	0.0	0.0	0.0	0.0	0.0	0.0	0.0	0.0	0.0	0.0	0.0	0.0	0.0	0.0	0.0	0.0	0.0	0.0	0.0
30	0.1	0.1	0.1	0.1	0.1	0.1	0.1	0.1	0.0	0.0	0.0	0.0	0.0	0.0	0.0	0.0	0.0	0.0	0.0	0.0
31	0.0	0.0	0.0	0.0	0.0	0.0	0.0	0.0	0.0	0.0	0.0	0.0	0.0	0.0	0.0	0.0	0.0	0.0	0.0	0.0
32	0.0	0.0	0.0	0.0	0.0	0.0	0.0	0.0	0.0	0.0	0.0	0.0	0.0	0.0	0.0	0.0	0.0	0.0	0.0	0.0
33	0.0	0.0	0.0	0.0	0.0	0.0	0.0	0.0	0.0	0.0	0.0	0.0	0.0	0.0	0.0	0.0	0.0	0.0	0.0	0.0
34	0.0	0.0	0.0	0.0	0.0	0.0	0.0	0.0	0.0	0.0	0.0	0.0	0.0	0.0	0.0	0.0	0.0	0.0	0.0	0.0
35	0.0	0.0	0.0	0.0	0.0	0.0	0.0	0.0	0.0	0.0	0.0	0.0	0.0	0.0	0.0	0.0	0.0	0.0	0.0	0.0
36	0.0	0.0	0.0	0.0	0.0	0.0	0.0	0.0	0.0	0.0	0.0	0.0	0.0	0.0	0.0	0.0	0.0	0.0	0.0	0.0
37	0.0	0.0	0.0	0.0	0.0	0.0	0.0	0.0	0.0	0.0	0.0	0.0	0.0	0.0	0.0	0.0	0.0	0.0	0.0	0.0
38	0.0	0.0	0.0	0.0	0.0	0.0	0.0	0.0	0.0	0.0	0.0	0.0	0.0	0.0	0.0	0.0	0.0	0.0	0.0	0.0
39	0.0	0.0	0.0	0.0	0.0	0.0	0.0	0.0	0.0	0.0	0.0	0.0	0.0	0.0	0.0	0.0	0.0	0.0	0.0	0.0

JOB: SR101L&75thAveTI(2040NoBuild) RUN: 2040NoBuild 75thAve TI PM

DATE : 8/24/21
TIME : 13:40:48

RECEPTOR - LINK MATRIX FOR THE ANGLE PRODUCING
THE MAXIMUM CONCENTRATION FOR EACH RECEPTOR

CO/LINK (PPM)
ANGLE (DEGREES)

LINK #	REC21 0 0	REC22 0	REC23 0	REC24 0	REC25 0	REC26 0	REC27 0	REC28 0	REC29 0	REC30 0	REC31 0	REC32 0	REC33 0	REC34 0	REC35 0	REC36 0	REC37 0	REC38 0	REC39 0	REC40
1	0.0	0.0	0.0	0.0	0.0	0.0	0.0	0.0	0.0	0.0	0.0	0.0	0.0	0.0	0.0	0.0	0.0	0.0	0.0	0.0
2	0.0	0.0	0.0	0.0	0.0	0.0	0.0	0.0	0.0	0.0	0.0	0.0	0.0	0.0	0.0	0.0	0.0	0.0	0.0	0.0
3	0.0	0.0	0.0	0.0	0.0	0.0	0.0	0.0	0.0	0.0	0.0	0.0	0.0	0.0	0.0	0.0	0.0	0.0	0.0	0.0
4	0.0	0.0	0.0	0.0	0.0	0.0	0.0	0.0	0.0	0.0	0.0	0.0	0.0	0.0	0.0	0.0	0.0	0.0	0.0	0.0
5	0.0	0.0	0.0	0.0	0.0	0.0	0.0	0.0	0.0	0.0	0.0	0.0	0.0	0.0	0.0	0.0	0.0	0.0	0.0	0.0
6	0.0	0.0	0.0	0.0	0.0	0.0	0.0	0.0	0.0	0.0	0.0	0.0	0.0	0.0	0.0	0.0	0.0	0.0	0.0	0.0
7	0.0	0.0	0.0	0.0	0.0	0.0	0.0	0.0	0.0	0.0	0.0	0.0	0.0	0.0	0.0	0.0	0.0	0.0	0.0	0.0
8	0.0	0.0	0.0	0.0	0.0	0.0	0.0	0.0	0.0	0.0	0.0	0.0	0.0	0.0	0.0	0.0	0.0	0.0	0.0	0.0
9	0.0	0.0	0.0	0.0	0.0	0.0	0.0	0.0	0.0	0.0	0.0	0.0	0.0	0.0	0.0	0.0	0.0	0.0	0.0	0.0
10	0.0	0.0	0.0	0.0	0.0	0.0	0.0	0.0	0.0	0.0	0.0	0.0	0.0	0.0	0.0	0.0	0.0	0.0	0.0	0.0
11	0.0	0.0	0.0	0.0	0.0	0.0	0.0	0.0	0.0	0.0	0.0	0.0	0.0	0.0	0.0	0.0	0.0	0.0	0.0	0.0
12	0.0	0.0	0.0	0.0	0.0	0.0	0.0	0.0	0.0	0.0	0.0	0.0	0.0	0.0	0.0	0.0	0.0	0.0	0.0	0.0
13	0.0	0.0	0.0	0.0	0.0	0.0	0.0	0.0	0.0	0.0	0.0	0.0	0.0	0.0	0.0	0.0	0.0	0.0	0.0	0.0
14	0.0	0.0	0.0	0.0	0.0	0.0	0.0	0.0	0.0	0.0	0.0	0.0	0.0	0.0	0.0	0.0	0.0	0.0	0.0	0.0
15	0.0	0.0	0.0	0.0	0.0	0.0	0.0	0.0	0.0	0.0	0.0	0.0	0.0	0.0	0.0	0.0	0.0	0.0	0.0	0.0
16	0.0	0.0	0.0	0.0	0.0	0.0	0.0	0.0	0.0	0.0	0.0	0.0	0.0	0.0	0.0	0.0	0.0	0.0	0.0	0.0
17	0.0	0.0	0.0	0.0	0.0	0.0	0.0	0.0	0.0	0.0	0.0	0.0	0.0	0.0	0.0	0.0	0.0	0.0	0.0	0.0
18	0.0	0.0	0.0	0.0	0.0	0.0	0.0	0.0	0.0	0.0	0.0	0.0	0.0	0.0	0.0	0.0	0.0	0.0	0.0	0.0
19	0.0	0.0	0.0	0.0	0.0	0.0	0.0	0.0	0.0	0.0	0.0	0.0	0.0	0.0	0.0	0.0	0.0	0.0	0.0	0.0
20	0.0	0.0	0.0	0.0	0.0	0.0	0.0	0.0	0.0	0.0	0.0	0.0	0.0	0.0	0.0	0.0	0.0	0.0	0.0	0.0
21	0.0	0.0	0.0	0.0	0.0	0.0	0.0	0.0	0.0	0.0	0.0	0.0	0.0	0.0	0.0	0.0	0.0	0.0	0.0	0.0
22	0.0	0.0	0.0	0.0	0.0	0.0	0.0	0.0	0.0	0.0	0.0	0.0	0.0	0.0	0.0	0.0	0.0	0.0	0.0	0.0
23	0.0	0.0	0.0	0.0	0.0	0.0	0.0	0.0	0.0	0.0	0.0	0.0	0.0	0.0	0.0	0.0	0.0	0.0	0.0	0.0
24	0.0	0.0	0.0	0.0	0.0	0.0	0.0	0.0	0.0	0.0	0.0	0.0	0.0	0.0	0.0	0.0	0.0	0.0	0.0	0.0
25	0.0	0.0	0.0	0.0	0.0	0.0	0.0	0.0	0.0	0.0	0.0	0.0	0.0	0.0	0.0	0.0	0.0	0.0	0.0	0.0
26	0.0	0.0	0.0	0.0	0.0	0.0	0.0	0.0	0.0	0.0	0.0	0.0	0.0	0.0	0.0	0.0	0.0	0.0	0.0	0.0
27	0.0	0.0	0.0	0.0	0.0	0.0	0.0	0.0	0.0	0.0	0.0	0.0	0.0	0.0	0.0	0.0	0.0	0.0	0.0	0.0
28	0.0	0.0	0.0	0.0	0.0	0.0	0.0	0.0	0.0	0.0	0.0	0.0	0.0	0.0	0.0	0.0	0.0	0.0	0.0	0.0
29	0.0	0.0	0.0	0.0	0.0	0.0	0.0	0.0	0.0	0.0	0.0	0.0	0.0	0.0	0.0	0.0	0.0	0.0	0.0	0.0
30	0.0	0.0	0.0	0.0	0.0	0.0	0.0	0.0	0.0	0.0	0.0	0.0	0.0	0.0	0.0	0.0	0.0	0.0	0.0	0.0
31	0.0	0.0	0.0	0.0	0.0	0.0	0.0	0.0	0.0	0.0	0.0	0.0	0.0	0.0	0.0	0.0	0.0	0.0	0.0	0.0
32	0.0	0.0	0.0	0.0	0.0	0.0	0.0	0.0	0.0	0.0	0.0	0.0	0.0	0.0	0.0	0.0	0.0	0.0	0.0	0.0
33	0.0	0.0	0.0	0.0	0.0	0.0	0.0	0.0	0.0	0.0	0.0	0.0	0.0	0.0	0.0	0.0	0.0	0.0	0.0	0.0
34	0.0	0.0	0.0	0.0	0.0	0.0	0.0	0.0	0.0	0.0	0.0	0.0	0.0	0.0	0.0	0.0	0.0	0.0	0.0	0.0
35	0.0	0.0	0.0	0.0	0.0	0.0	0.0	0.0	0.0	0.0	0.0	0.0	0.0	0.0	0.0	0.0	0.0	0.0	0.0	0.0
36	0.0	0.0	0.0	0.0	0.0	0.0	0.0	0.0	0.0	0.0	0.0	0.0	0.0	0.0	0.0	0.0	0.0	0.0	0.0	0.0
37	0.0	0.0	0.0	0.0	0.0	0.0	0.0	0.0	0.0	0.0	0.0	0.0	0.0	0.0	0.0	0.0	0.0	0.0	0.0	0.0

```
   38  *   0.0   0.0   0.0   0.0   0.0   0.0   0.0   0.0   0.0   0.0   0.0   0.0   0.0   0.0   0.0   0.0   0.0   0.0   0.0   0.0
   39  *   0.0   0.0   0.0   0.0   0.0   0.0   0.0   0.0   0.0   0.0   0.0   0.0   0.0   0.0   0.0   0.0   0.0   0.0   0.0   0.0
                                                                                                                   PAGE  9
   JOB: SR101L&75thAveTI(2040NoBuild)                        RUN: 2040NoBuild 75thAve TI PM

   DATE :  8/24/21
   TIME : 13:40:48


   RECEPTOR - LINK MATRIX FOR THE ANGLE PRODUCING
   THE MAXIMUM CONCENTRATION FOR EACH RECEPTOR

       *    CO/LINK  (PPM)
       *    ANGLE (DEGREES)
       *  REC41 REC42 REC43 REC44 REC45 REC46
LINK # *  0  0     0     0     0     0
-------*-----------------------------------
    1  *   0.0   0.0   0.0   0.0   0.0   0.0
    2  *   0.0   0.0   0.0   0.0   0.0   0.0
    3  *   0.0   0.0   0.0   0.0   0.0   0.0
    4  *   0.0   0.0   0.0   0.0   0.0   0.0
    5  *   0.0   0.0   0.0   0.0   0.0   0.0
    6  *   0.0   0.0   0.0   0.0   0.0   0.0
    7  *   0.0   0.0   0.0   0.0   0.0   0.0
    8  *   0.0   0.0   0.0   0.0   0.0   0.0
    9  *   0.0   0.0   0.0   0.0   0.0   0.0
   10  *   0.0   0.0   0.0   0.0   0.0   0.0
   11  *   0.0   0.0   0.0   0.0   0.0   0.0
   12  *   0.0   0.0   0.0   0.0   0.0   0.0
   13  *   0.0   0.0   0.0   0.0   0.0   0.0
   14  *   0.0   0.0   0.0   0.0   0.0   0.0
   15  *   0.0   0.0   0.0   0.0   0.0   0.0
   16  *   0.0   0.0   0.0   0.0   0.0   0.0
   17  *   0.0   0.0   0.0   0.0   0.0   0.0
   18  *   0.0   0.0   0.0   0.0   0.0   0.0
   19  *   0.0   0.0   0.0   0.0   0.0   0.0
   20  *   0.0   0.0   0.0   0.0   0.0   0.0
   21  *   0.0   0.0   0.0   0.0   0.0   0.0
   22  *   0.0   0.0   0.0   0.0   0.0   0.0
   23  *   0.0   0.0   0.0   0.0   0.0   0.0
   24  *   0.0   0.0   0.0   0.0   0.0   0.0
   25  *   0.0   0.0   0.0   0.0   0.0   0.0
   26  *   0.0   0.0   0.0   0.0   0.0   0.0
   27  *   0.0   0.0   0.0   0.0   0.0   0.0
   28  *   0.0   0.0   0.0   0.0   0.0   0.0
   29  *   0.0   0.0   0.0   0.0   0.0   0.0
   30  *   0.0   0.0   0.0   0.0   0.0   0.0
```

```
31  *   0.0   0.0   0.0   0.0   0.0   0.0
32  *   0.0   0.0   0.0   0.0   0.0   0.0
33  *   0.0   0.0   0.0   0.0   0.0   0.0
34  *   0.0   0.0   0.0   0.0   0.0   0.0
35  *   0.0   0.0   0.0   0.0   0.0   0.0
36  *   0.0   0.0   0.0   0.0   0.0   0.0
37  *   0.0   0.0   0.0   0.0   0.0   0.0
38  *   0.0   0.0   0.0   0.0   0.0   0.0
39  *   0.0   0.0   0.0   0.0   0.0   0.0
```

CAL3QHC: LINE SOURCE DISPERSION MODEL - VERSION 2.0 Dated 95221 PAGE 1

JOB: SR101L&75thAveTI(2040NoBuild) RUN: 2040NoBuild 75thAve TI PM

DATE : 8/24/21
TIME : 13:40:57

The MODE flag has been set to C for calculating CO averages.

SITE & METEOROLOGICAL VARIABLES

VS = 0.0 CM/S VD = 0.0 CM/S Z0 = 108. CM
U = 1.0 M/S CLAS = 4 (D) ATIM = 60. MINUTES MIXH = 1000. M AMB = 0.0 PPM

LINK VARIABLES

	LINK DESCRIPTION	LINK COORDINATES (FT) X1	Y1	X2	Y2	LENGTH (FT)	BRG (DEG)	TYPE	VPH	EF (G/MI)	H (FT)	W (FT)	V/C	QUEUE (VEH)
1.	1_SR101_EB_ML_S1	606176.4	970428.2	607239.4	970720.6	1102.	75.	DP	5368.	0.4	-10.0	68.0		
2.	2_SR101_EB_ML_S2	607239.4	970720.6	607929.6	970768.0	692.	86.	DP	5368.	0.5	-20.0	68.0		
3.	3_SR101_EB_ML_S3	607929.6	970768.0	609252.3	970723.4	1323.	92.	DP	5368.	0.7	-10.0	68.0		
4.	4_SR101_WB_ML_S1	607228.2	970808.5	606141.2	970532.5	1121.	256.	DP	6905.	0.4	-10.0	68.0		
5.	5_SR101_WB_ML_S2	607930.8	970840.8	607228.2	970808.5	703.	267.	DP	6905.	0.5	-20.0	68.0		
6.	6_SR101_WB_ML_S3	609253.5	970792.1	607930.8	970840.8	1324.	272.	DP	6905.	0.7	-10.0	68.0		
7.	7_EB_75th_Ave_offram	606192.6	970388.8	606889.6	970563.9	719.	76.	AG	490.	0.7	0.0	32.0		
8.	8_EB_75th_Ave_offram	606889.6	970563.9	607692.5	970592.7	803.	88.	AG	490.	0.7	0.0	44.0		
9.	9_EB_75th Ave offram	607592.2	970581.3	607650.5	970512.1	91.	140.	AG	0.	0.5	0.0	32.0		
10.	10_75th_Ave_NB_to_EB	607743.1	970527.5	607820.8	970582.4	95.	55.	AG	346.	0.6	0.0	32.0		
11.	11_EB_frontage_road	608169.2	970585.4	609241.8	970558.7	1073.	91.	AG	286.	0.6	0.0	44.0		
12.	12_EB_75th_Ave_onram	607689.5	970592.8	608169.4	970595.2	480.	90.	AG	1443.	0.5	0.0	56.0		
13.	13_EB_75th_Ave_onram	608169.3	970611.1	609249.7	970677.2	1082.	86.	AG	1078.	0.9	0.0	44.0		
14.	14_WB_75th_Ave_offra	609250.9	970841.0	608282.4	970977.2	978.	278.	AG	1412.	1.1	0.0	32.0		
15.	15_WB_frontage_road_	609250.6	970931.9	608287.7	971009.5	966.	275.	AG	498.	0.7	0.0	32.0		
16.	16_WB_frontage_road_	608287.7	971009.5	607705.2	971011.9	583.	270.	AG	498.	0.9	0.0	44.0		
17.	17_WB_75th_Ave_offra	608282.4	970977.2	607705.4	971007.5	578.	273.	AG	1412.	1.0	0.0	32.0		
18.	18_WB_75th_Ave_offra	607813.8	971031.4	607733.0	971088.9	99.	305.	AG	595.	0.6	0.0	32.0		
19.	19_WB_75th_Ave_onram	607647.1	971086.4	607592.2	971017.2	88.	218.	AG	335.	0.6	0.0	32.0		
20.	20_WB_frontage_road_	607614.3	971010.0	607165.5	970955.9	452.	263.	AG	956.	0.6	0.0	44.0		
21.	21_WB_frontage_road_	607165.5	970955.9	606135.2	970621.3	1083.	252.	AG	956.	0.6	0.0	44.0		
22.	22_WB_ML_to_frontage	607932.2	970870.3	607036.9	970869.3	895.	270.	DP	1619.	1.2	-20.0	32.0		
23.	23_WB_ML_to_frontage	607036.9	970869.3	606138.1	970614.5	934.	254.	DP	1619.	1.2	-10.0	32.0		
24.	24_SB_75th_Ave_S1	607668.2	971708.4	607672.2	971035.7	673.	180.	AG	1599.	0.9	0.0	56.0		
25.	25_SB_75th_Ave_S2	607672.2	971035.7	607660.8	970566.2	470.	181.	BR	1672.	0.9	0.0	68.0		
26.	26_SB_75th_Ave_S3	607660.8	970566.2	607667.9	969913.9	652.	179.	AG	666.	0.6	0.0	44.0		
27.	27_SB_75th_Ave_left	607685.3	970672.4	607759.2	970595.7	106.	136.	AG	1006.	0.6	0.0	44.0		
28.	28_NB_75th_Ave_S1	607715.6	969916.3	607719.3	970565.2	649.	0.	AG	950.	0.6	0.0	44.0		

29.	29_NB_75th_Ave_S2	* 607719.3	970565.2	607725.8	971035.7 *	471.	1.	BR	1039.	0.7	0.0	56.0		
30.	30_NB_75th_Ave_S3	* 607725.8	971035.7	607726.5	971704.9 *	669.	0.	AG	2023.	1.0	0.0	44.0		
31.	31_NB_75th_Ave_left	* 607708.3	970946.8	607613.1	971013.1 *	116.	305.	AG	205.	0.5	0.0	32.0		
32.	32_EB_75th_offramp_Q	* 607629.1	970592.3	607573.9	970592.6 *	55.	270.	AG	3.	100.0	0.0	36.0	0.24	2.8
33.	33_WB_75th_offramp_Q	* 607764.8	971016.4	607907.8	971011.4 *	143.	92.	AG	3.	100.0	0.0	48.0	0.71	7.3
34.	34_SB_75th_Ave_Queue	* 607668.1	971075.0	607637.7	972632.7 *	1558.	359.	AG	5.	100.0	0.0	36.0	1.27	79.1
35.	35T_SB_75th_Ave_brid	* 607674.2	970632.4	607674.4	970707.0 *	75.	0.	BR	1.	100.0	0.0	24.0	0.28	3.8
36.	35L_SB_75th_Ave_brid	* 607686.0	970674.3	607686.8	970927.4 *	253.	0.	BR	3.	100.0	0.0	24.0	0.86	12.9
37.	36T_NB_75th_Ave_brid	* 607727.4	970946.6	607726.0	970803.0 *	144.	181.	BR	2.	100.0	0.0	24.0	0.40	7.3
38.	36L_NB_75th_Ave_brid	* 607708.5	970926.8	607700.9	969417.5 *	1509.	180.	BR	2.	100.0	0.0	12.0	2.73	76.7
39.	37_NB_75th_Ave_Queue	* 607720.5	970521.9	607714.8	970272.2 *	250.	181.	AG	8.	100.0	0.0	48.0	1.02	12.7

JOB: SR101L&75thAveTI(2040NoBuild) RUN: 2040NoBuild 75thAve TI PM

DATE : 8/24/21
TIME : 13:40:57

ADDITIONAL QUEUE LINK PARAMETERS

LINK DESCRIPTION	CYCLE LENGTH (SEC)	RED TIME (SEC)	CLEARANCE LOST TIME (SEC)	APPROACH VOL (VPH)	SATURATION FLOW RATE (VPH)	IDLE EM FAC (gm/hr)	SIGNAL TYPE	ARRIVAL RATE
32. 32_EB_75th_offramp_Q*	150	62	5.0	490	1252	0.92	2	3
33. 33_WB_75th_offramp_Q*	172	52	5.0	2014	1072	0.92	2	3
34. 34_SB_75th_Ave_Queue*	172	122	5.0	1599	1676	0.92	2	3
35. 35T_SB_75th_Ave_brid*	150	41	5.0	666	1780	0.92	2	3
36. 35L_SB_75th_Ave_brid*	150	92	5.0	1006	1730	0.92	2	3
37. 36T_NB_75th_Ave_brid*	172	63	5.0	834	1780	0.92	2	3
38. 36L_NB_75th_Ave_brid*	172	127	5.0	205	342	0.92	2	3
39. 37_NB_75th_Ave_Queue*	150	122	5.0	950	1671	0.92	2	3

RECEPTOR LOCATIONS

RECEPTOR	COORDINATES (FT) X	Y	Z
1. R47	607637.2	969951.7	5.9
2. R48	607638.1	970033.7	5.9
3. R49	607636.0	970115.9	5.9
4. R50	607636.8	970197.9	5.9
5. R51	607637.6	970280.0	5.9
6. R52	607636.8	970361.4	5.9
7. R53	607626.7	970441.8	5.9
8. R54	607628.0	970523.8	5.9
9. R55	607621.4	970631.3	5.9
10. R56	607546.8	970535.6	5.9

```
11. R57                  *    607464.8   970535.0        5.9   *
12. R58                  *    607382.8   970534.5        5.9   *
13. R59                  *    607300.8   970533.9        5.9   *
14. R60                  *    607218.8   970533.2        5.9   *
15. R61                  *    607136.8   970532.7        5.9   *
16. R62                  *    607054.8   970532.1        5.9   *
17. R63                  *    606973.5   970521.7        5.9   *
18. R64                  *    606893.8   970502.5        5.9   *
19. R65                  *    606814.1   970483.3        5.9   *
20. R66                  *    606734.3   970464.1        5.9   *
21. R67                  *    606654.6   970445.0        5.9   *
22. R68                  *    606574.9   970425.7        5.9   *
23. R69                  *    606495.2   970406.5        5.9   *
24. R70                  *    606415.4   970387.4        5.9   *
25. R71                  *    607631.6   971630.7        5.9   *
26. R72                  *    607630.3   971548.7        5.9   *
27. R73                  *    607629.0   971466.7        5.9   *
28. R74                  *    607627.8   971384.7        5.9   *
29. R75                  *    607627.2   971302.8        5.9   *
30. R76                  *    607626.8   971220.8        5.9   *
31. R77                  *    607625.1   971139.0        5.9   *
32. R78                  *    607608.8   971058.6        5.9   *
33. R79                  *    607555.2   971180.1        5.9   *
34. R80                  *    607475.3   971161.6        5.9   *
35. R81                  *    607395.7   971141.9        5.9   *
36. R82                  *    607316.1   971122.2        5.9   *
37. R83                  *    607236.5   971102.5        5.9   *
```



```
 JOB: SR101L&75thAveTI(2040NoBuild)                        RUN: 2040NoBuild 75thAve TI PM

 DATE :  8/24/21
 TIME : 13:40:57


  RECEPTOR LOCATIONS
  ------------------
                         *           COORDINATES (FT)          *
    RECEPTOR             *      X          Y          Z        *
---------------- --------*-------------------------------------*
38. R84                  *    607157.0   971082.8        5.9   *
39. R85                  *    607077.3   971063.0        5.9   *
40. R86                  *    606997.8   971043.3        5.9   *
41. R87                  *    606918.1   971023.6        5.9   *
42. R88                  *    606838.5   971003.9        5.9   *
43. R89                  *    606758.9   970984.2        5.9   *
44. R90                  *    606679.9   970962.1        5.9   *
45. R91                  *    606604.4   970930.2        5.9   *
```

```
    46. R92                  *    606528.9   970898.3        5.9   *
    47. R93                  *    606453.4   970866.4        5.9   *
    48. R94                  *    606378.5   970832.9        5.9   *
                                                                                                                                PAGE  4
     JOB: SR101L&75thAveTI(2040NoBuild)                        RUN: 2040NoBuild 75thAve TI PM

      MODEL RESULTS
      -------------

      REMARKS : In search of the angle corresponding to
                the maximum concentration, only the first
                angle, of the angles with same maximum
                concentrations, is indicated as maximum.

WIND ANGLE RANGE:   0.-360.

WIND  * CONCENTRATION
ANGLE *      (PPM)
(DEGR)* REC1  REC2  REC3  REC4  REC5  REC6  REC7  REC8  REC9  REC10 REC11 REC12 REC13 REC14 REC15 REC16 REC17 REC18 REC19 REC20
------*-------------------------------------------------------------------------------------------------------------------------
  0.  *   0.0   0.0   0.0   0.0   0.0   0.0   0.0   0.0   0.0   0.0   0.0   0.0   0.0   0.0   0.0   0.0   0.0   0.0   0.0   0.0
 10.  *   0.0   0.0   0.0   0.0   0.0   0.0   0.0   0.1   0.1   0.0   0.0   0.0   0.0   0.0   0.0   0.0   0.0   0.0   0.0   0.0
 20.  *   0.0   0.0   0.0   0.0   0.0   0.0   0.0   0.0   0.1   0.0   0.0   0.0   0.0   0.0   0.0   0.0   0.0   0.0   0.0   0.0
 30.  *   0.0   0.0   0.0   0.0   0.0   0.0   0.0   0.0   0.1   0.0   0.0   0.0   0.0   0.0   0.0   0.0   0.0   0.0   0.0   0.0
 40.  *   0.0   0.0   0.0   0.0   0.0   0.0   0.0   0.0   0.1   0.0   0.0   0.0   0.0   0.0   0.0   0.0   0.0   0.0   0.0   0.0
 50.  *   0.0   0.0   0.0   0.0   0.0   0.0   0.0   0.0   0.0   0.0   0.0   0.0   0.0   0.0   0.0   0.0   0.0   0.0   0.0   0.0
 60.  *   0.0   0.0   0.0   0.0   0.0   0.0   0.0   0.0   0.0   0.0   0.0   0.0   0.0   0.0   0.0   0.0   0.0   0.0   0.0   0.0
 70.  *   0.0   0.0   0.0   0.0   0.0   0.0   0.0   0.0   0.0   0.0   0.0   0.0   0.0   0.0   0.0   0.0   0.0   0.0   0.0   0.0
 80.  *   0.0   0.0   0.0   0.0   0.0   0.0   0.0   0.0   0.0   0.0   0.0   0.0   0.0   0.0   0.0   0.0   0.0   0.0   0.0   0.0
 90.  *   0.0   0.0   0.0   0.0   0.0   0.0   0.0   0.0   0.0   0.0   0.0   0.0   0.0   0.0   0.0   0.0   0.0   0.0   0.0   0.0
100.  *   0.0   0.0   0.0   0.0   0.0   0.0   0.0   0.0   0.0   0.0   0.0   0.0   0.0   0.0   0.0   0.0   0.0   0.0   0.0   0.0
110.  *   0.0   0.0   0.0   0.0   0.0   0.0   0.0   0.0   0.0   0.0   0.0   0.0   0.0   0.0   0.0   0.0   0.0   0.0   0.0   0.0
120.  *   0.0   0.0   0.0   0.0   0.0   0.0   0.0   0.0   0.0   0.0   0.0   0.0   0.0   0.0   0.0   0.0   0.0   0.0   0.0   0.0
130.  *   0.0   0.0   0.0   0.0   0.0   0.0   0.0   0.0   0.0   0.0   0.0   0.0   0.0   0.0   0.0   0.0   0.0   0.0   0.0   0.0
140.  *   0.0   0.0   0.0   0.0   0.0   0.0   0.0   0.0   0.0   0.0   0.0   0.0   0.0   0.0   0.0   0.0   0.0   0.0   0.0   0.0
150.  *   0.0   0.0   0.0   0.0   0.0   0.0   0.0   0.0   0.0   0.0   0.0   0.0   0.0   0.0   0.0   0.0   0.0   0.0   0.0   0.0
160.  *   0.0   0.0   0.0   0.0   0.0   0.0   0.0   0.0   0.0   0.0   0.0   0.0   0.0   0.0   0.0   0.0   0.0   0.0   0.0   0.0
170.  *   0.0   0.0   0.0   0.0   0.0   0.0   0.0   0.0   0.0   0.0   0.0   0.0   0.0   0.0   0.0   0.0   0.0   0.0   0.0   0.0
180.  *   0.0   0.0   0.0   0.0   0.0   0.0   0.0   0.0   0.0   0.0   0.0   0.0   0.0   0.0   0.0   0.0   0.0   0.0   0.0   0.0
190.  *   0.0   0.0   0.0   0.0   0.0   0.0   0.0   0.0   0.0   0.0   0.0   0.0   0.0   0.0   0.0   0.0   0.0   0.0   0.0   0.0
200.  *   0.0   0.0   0.0   0.0   0.0   0.0   0.0   0.0   0.0   0.0   0.0   0.0   0.0   0.0   0.0   0.0   0.0   0.0   0.0   0.0
210.  *   0.0   0.0   0.0   0.0   0.0   0.0   0.0   0.0   0.0   0.0   0.0   0.0   0.0   0.0   0.0   0.0   0.0   0.0   0.0   0.0
220.  *   0.0   0.0   0.0   0.0   0.0   0.0   0.0   0.0   0.0   0.0   0.0   0.0   0.0   0.0   0.0   0.0   0.0   0.0   0.0   0.0
230.  *   0.0   0.0   0.0   0.0   0.0   0.0   0.0   0.0   0.0   0.0   0.0   0.0   0.0   0.0   0.0   0.0   0.0   0.0   0.0   0.0
240.  *   0.0   0.0   0.0   0.0   0.0   0.0   0.0   0.0   0.0   0.0   0.0   0.0   0.0   0.0   0.0   0.0   0.0   0.0   0.0   0.0
250.  *   0.0   0.0   0.0   0.0   0.0   0.0   0.0   0.0   0.0   0.0   0.0   0.0   0.0   0.0   0.0   0.0   0.0   0.0   0.0   0.0
260.  *   0.0   0.0   0.0   0.0   0.0   0.0   0.0   0.0   0.0   0.0   0.0   0.0   0.0   0.0   0.0   0.0   0.0   0.0   0.0   0.0
```

270.	*	0.0	0.0	0.0	0.0	0.0	0.0	0.0	0.0	0.0	0.0	0.0	0.0	0.0	0.0	0.0	0.0	0.0	0.0	0.0	0.0
280.	*	0.0	0.0	0.0	0.0	0.0	0.0	0.0	0.0	0.0	0.0	0.0	0.0	0.0	0.0	0.0	0.0	0.0	0.0	0.0	0.0
290.	*	0.0	0.0	0.0	0.0	0.0	0.0	0.0	0.0	0.0	0.0	0.0	0.0	0.0	0.0	0.0	0.0	0.0	0.0	0.0	0.0
300.	*	0.0	0.0	0.0	0.0	0.0	0.0	0.0	0.0	0.0	0.0	0.0	0.0	0.0	0.0	0.0	0.0	0.0	0.0	0.0	0.0
310.	*	0.0	0.0	0.0	0.0	0.0	0.0	0.0	0.0	0.0	0.0	0.0	0.0	0.0	0.0	0.0	0.0	0.0	0.0	0.0	0.0
320.	*	0.0	0.0	0.0	0.0	0.0	0.0	0.0	0.0	0.0	0.0	0.0	0.0	0.0	0.0	0.0	0.0	0.0	0.0	0.0	0.0
330.	*	0.0	0.0	0.0	0.0	0.0	0.0	0.0	0.0	0.0	0.0	0.0	0.0	0.0	0.0	0.0	0.0	0.0	0.0	0.0	0.0
340.	*	0.0	0.0	0.0	0.0	0.0	0.0	0.0	0.0	0.0	0.0	0.0	0.0	0.0	0.0	0.0	0.0	0.0	0.0	0.0	0.0
350.	*	0.0	0.0	0.0	0.0	0.0	0.0	0.0	0.0	0.0	0.0	0.0	0.0	0.0	0.0	0.0	0.0	0.0	0.0	0.0	0.0
360.	*	0.0	0.0	0.0	0.0	0.0	0.0	0.0	0.0	0.0	0.0	0.0	0.0	0.0	0.0	0.0	0.0	0.0	0.0	0.0	0.0
MAX	*	0.0	0.0	0.0	0.0	0.0	0.0	0.0	0.1	0.1	0.0	0.0	0.0	0.0	0.0	0.0	0.0	0.0	0.0	0.0	0.0
DEGR.	*	0	0	0	0	0	0	0	10	10	0	0	0	0	0	0	0	0	0	0	0

JOB: SR101L&75thAveTI(2040NoBuild) RUN: 2040NoBuild 75thAve TI PM

MODEL RESULTS

REMARKS : In search of the angle corresponding to the maximum concentration, only the first angle, of the angles with same maximum concentrations, is indicated as maximum.

WIND ANGLE RANGE: 0.-360.

WIND ANGLE (DEGR)	*	CONCENTRATION (PPM) REC21	REC22	REC23	REC24	REC25	REC26	REC27	REC28	REC29	REC30	REC31	REC32	REC33	REC34	REC35	REC36	REC37	REC38	REC39	REC40
0.	*	0.0	0.0	0.0	0.0	0.0	0.0	0.0	0.0	0.0	0.0	0.0	0.0	0.0	0.0	0.0	0.0	0.0	0.0	0.0	0.0
10.	*	0.0	0.0	0.0	0.0	0.0	0.0	0.0	0.0	0.0	0.0	0.0	0.0	0.0	0.0	0.0	0.0	0.0	0.0	0.0	0.0
20.	*	0.0	0.0	0.0	0.0	0.0	0.0	0.0	0.1	0.1	0.1	0.0	0.0	0.0	0.0	0.0	0.0	0.0	0.0	0.0	0.0
30.	*	0.0	0.0	0.0	0.0	0.0	0.0	0.0	0.0	0.0	0.0	0.0	0.0	0.0	0.0	0.0	0.0	0.0	0.0	0.0	0.0
40.	*	0.0	0.0	0.0	0.0	0.0	0.0	0.0	0.0	0.0	0.0	0.0	0.0	0.0	0.0	0.0	0.0	0.0	0.0	0.0	0.0
50.	*	0.0	0.0	0.0	0.0	0.0	0.0	0.0	0.0	0.0	0.0	0.0	0.0	0.0	0.0	0.0	0.0	0.0	0.0	0.0	0.0
60.	*	0.0	0.0	0.0	0.0	0.0	0.0	0.0	0.0	0.0	0.0	0.0	0.0	0.0	0.0	0.0	0.0	0.0	0.0	0.0	0.0
70.	*	0.0	0.0	0.0	0.0	0.0	0.0	0.0	0.0	0.0	0.0	0.0	0.0	0.0	0.0	0.0	0.0	0.0	0.0	0.0	0.0
80.	*	0.0	0.0	0.0	0.0	0.0	0.0	0.0	0.0	0.0	0.0	0.0	0.0	0.0	0.0	0.0	0.0	0.0	0.0	0.0	0.0
90.	*	0.0	0.0	0.0	0.0	0.0	0.0	0.0	0.0	0.0	0.0	0.0	0.0	0.0	0.0	0.0	0.0	0.0	0.0	0.0	0.0
100.	*	0.0	0.0	0.0	0.0	0.0	0.0	0.0	0.0	0.0	0.0	0.0	0.0	0.0	0.0	0.0	0.0	0.0	0.0	0.0	0.0
110.	*	0.0	0.0	0.0	0.0	0.0	0.0	0.0	0.0	0.0	0.0	0.0	0.0	0.0	0.0	0.0	0.0	0.0	0.0	0.0	0.0
120.	*	0.0	0.0	0.0	0.0	0.0	0.0	0.0	0.0	0.0	0.0	0.0	0.0	0.0	0.0	0.0	0.0	0.0	0.0	0.0	0.0
130.	*	0.0	0.0	0.0	0.0	0.0	0.0	0.0	0.0	0.0	0.0	0.0	0.0	0.0	0.0	0.0	0.0	0.0	0.0	0.0	0.0
140.	*	0.0	0.0	0.0	0.0	0.0	0.0	0.0	0.0	0.0	0.0	0.0	0.0	0.0	0.0	0.0	0.0	0.0	0.0	0.0	0.0
150.	*	0.0	0.0	0.0	0.0	0.1	0.1	0.1	0.0	0.0	0.0	0.0	0.0	0.0	0.0	0.0	0.0	0.0	0.0	0.0	0.0

160.	*	0.0	0.0	0.0	0.0	0.1	0.1	0.1	0.1	0.0	0.0	0.0	0.0	0.0	0.0	0.0	0.0	0.0	0.0	0.0	0.0
170.	*	0.0	0.0	0.0	0.0	0.1	0.1	0.0	0.0	0.0	0.0	0.0	0.0	0.0	0.0	0.0	0.0	0.0	0.0	0.0	0.0
180.	*	0.0	0.0	0.0	0.0	0.0	0.0	0.0	0.0	0.0	0.0	0.0	0.0	0.0	0.0	0.0	0.0	0.0	0.0	0.0	0.0
190.	*	0.0	0.0	0.0	0.0	0.0	0.0	0.0	0.0	0.0	0.0	0.0	0.0	0.0	0.0	0.0	0.0	0.0	0.0	0.0	0.0
200.	*	0.0	0.0	0.0	0.0	0.0	0.0	0.0	0.0	0.0	0.0	0.0	0.0	0.0	0.0	0.0	0.0	0.0	0.0	0.0	0.0
210.	*	0.0	0.0	0.0	0.0	0.0	0.0	0.0	0.0	0.0	0.0	0.0	0.0	0.0	0.0	0.0	0.0	0.0	0.0	0.0	0.0
220.	*	0.0	0.0	0.0	0.0	0.0	0.0	0.0	0.0	0.0	0.0	0.0	0.0	0.0	0.0	0.0	0.0	0.0	0.0	0.0	0.0
230.	*	0.0	0.0	0.0	0.0	0.0	0.0	0.0	0.0	0.0	0.0	0.0	0.0	0.0	0.0	0.0	0.0	0.0	0.0	0.0	0.0
240.	*	0.0	0.0	0.0	0.0	0.0	0.0	0.0	0.0	0.0	0.0	0.0	0.0	0.0	0.0	0.0	0.0	0.0	0.0	0.0	0.0
250.	*	0.0	0.0	0.0	0.0	0.0	0.0	0.0	0.0	0.0	0.0	0.0	0.0	0.0	0.0	0.0	0.0	0.0	0.0	0.0	0.0
260.	*	0.0	0.0	0.0	0.0	0.0	0.0	0.0	0.0	0.0	0.0	0.0	0.0	0.0	0.0	0.0	0.0	0.0	0.0	0.0	0.0
270.	*	0.0	0.0	0.0	0.0	0.0	0.0	0.0	0.0	0.0	0.0	0.0	0.0	0.0	0.0	0.0	0.0	0.0	0.0	0.0	0.0
280.	*	0.0	0.0	0.0	0.0	0.0	0.0	0.0	0.0	0.0	0.0	0.0	0.0	0.0	0.0	0.0	0.0	0.0	0.0	0.0	0.0
290.	*	0.0	0.0	0.0	0.0	0.0	0.0	0.0	0.0	0.0	0.0	0.0	0.0	0.0	0.0	0.0	0.0	0.0	0.0	0.0	0.0
300.	*	0.0	0.0	0.0	0.0	0.0	0.0	0.0	0.0	0.0	0.0	0.0	0.0	0.0	0.0	0.0	0.0	0.0	0.0	0.0	0.0
310.	*	0.0	0.0	0.0	0.0	0.0	0.0	0.0	0.0	0.0	0.0	0.0	0.0	0.0	0.0	0.0	0.0	0.0	0.0	0.0	0.0
320.	*	0.0	0.0	0.0	0.0	0.0	0.0	0.0	0.0	0.0	0.0	0.0	0.0	0.0	0.0	0.0	0.0	0.0	0.0	0.0	0.0
330.	*	0.0	0.0	0.0	0.0	0.0	0.0	0.0	0.0	0.0	0.0	0.0	0.0	0.0	0.0	0.0	0.0	0.0	0.0	0.0	0.0
340.	*	0.0	0.0	0.0	0.0	0.0	0.0	0.0	0.0	0.0	0.0	0.0	0.0	0.0	0.0	0.0	0.0	0.0	0.0	0.0	0.0
350.	*	0.0	0.0	0.0	0.0	0.0	0.0	0.0	0.0	0.0	0.0	0.0	0.0	0.0	0.0	0.0	0.0	0.0	0.0	0.0	0.0
360.	*	0.0	0.0	0.0	0.0	0.0	0.0	0.0	0.0	0.0	0.0	0.0	0.0	0.0	0.0	0.0	0.0	0.0	0.0	0.0	0.0
MAX	*	0.0	0.0	0.0	0.0	0.1	0.1	0.1	0.1	0.1	0.1	0.0	0.0	0.0	0.0	0.0	0.0	0.0	0.0	0.0	0.0
DEGR.	*	0	0	0	0	150	150	150	20	20	20	0	0	0	0	0	0	0	0	0	0

JOB: SR101L&75thAveTI(2040NoBuild) RUN: 2040NoBuild 75thAve TI PM

MODEL RESULTS

REMARKS : In search of the angle corresponding to the maximum concentration, only the first angle, of the angles with same maximum concentrations, is indicated as maximum.

WIND ANGLE RANGE: 0.-360.

WIND ANGLE (DEGR)	*	CONCENTRATION (PPM) REC41	REC42	REC43	REC44	REC45	REC46	REC47	REC48
0.	*	0.0	0.0	0.0	0.0	0.0	0.0	0.0	0.0
10.	*	0.0	0.0	0.0	0.0	0.0	0.0	0.0	0.0
20.	*	0.0	0.0	0.0	0.0	0.0	0.0	0.0	0.0
30.	*	0.0	0.0	0.0	0.0	0.0	0.0	0.0	0.0
40.	*	0.0	0.0	0.0	0.0	0.0	0.0	0.0	0.0

```
 50.  *   0.0   0.0   0.0   0.0   0.0   0.0   0.0   0.0
 60.  *   0.0   0.0   0.0   0.0   0.0   0.0   0.0   0.0
 70.  *   0.0   0.0   0.0   0.0   0.0   0.0   0.0   0.0
 80.  *   0.0   0.0   0.0   0.0   0.0   0.0   0.0   0.0
 90.  *   0.0   0.0   0.0   0.0   0.0   0.0   0.0   0.0
100.  *   0.0   0.0   0.0   0.0   0.0   0.0   0.0   0.0
110.  *   0.0   0.0   0.0   0.0   0.0   0.0   0.0   0.0
120.  *   0.0   0.0   0.0   0.0   0.0   0.0   0.0   0.0
130.  *   0.0   0.0   0.0   0.0   0.0   0.0   0.0   0.0
140.  *   0.0   0.0   0.0   0.0   0.0   0.0   0.0   0.0
150.  *   0.0   0.0   0.0   0.0   0.0   0.0   0.0   0.0
160.  *   0.0   0.0   0.0   0.0   0.0   0.0   0.0   0.0
170.  *   0.0   0.0   0.0   0.0   0.0   0.0   0.0   0.0
180.  *   0.0   0.0   0.0   0.0   0.0   0.0   0.0   0.0
190.  *   0.0   0.0   0.0   0.0   0.0   0.0   0.0   0.0
200.  *   0.0   0.0   0.0   0.0   0.0   0.0   0.0   0.0
210.  *   0.0   0.0   0.0   0.0   0.0   0.0   0.0   0.0
220.  *   0.0   0.0   0.0   0.0   0.0   0.0   0.0   0.0
230.  *   0.0   0.0   0.0   0.0   0.0   0.0   0.0   0.0
240.  *   0.0   0.0   0.0   0.0   0.0   0.0   0.0   0.0
250.  *   0.0   0.0   0.0   0.0   0.0   0.0   0.0   0.0
260.  *   0.0   0.0   0.0   0.0   0.0   0.0   0.0   0.0
270.  *   0.0   0.0   0.0   0.0   0.0   0.0   0.0   0.0
280.  *   0.0   0.0   0.0   0.0   0.0   0.0   0.0   0.0
290.  *   0.0   0.0   0.0   0.0   0.0   0.0   0.0   0.0
300.  *   0.0   0.0   0.0   0.0   0.0   0.0   0.0   0.0
310.  *   0.0   0.0   0.0   0.0   0.0   0.0   0.0   0.0
320.  *   0.0   0.0   0.0   0.0   0.0   0.0   0.0   0.0
330.  *   0.0   0.0   0.0   0.0   0.0   0.0   0.0   0.0
340.  *   0.0   0.0   0.0   0.0   0.0   0.0   0.0   0.0
350.  *   0.0   0.0   0.0   0.0   0.0   0.0   0.0   0.0
360.  *   0.0   0.0   0.0   0.0   0.0   0.0   0.0   0.0
------*-----------------------------------------------
MAX   *   0.0   0.0   0.0   0.0   0.0   0.0   0.0   0.0
DEGR. *    0     0     0     0     0     0     0     0

THE HIGHEST CONCENTRATION OF    0.10 PPM OCCURRED AT RECEPTOR REC8 .
```


JOB: SR101L&75thAveTI(2040NoBuild) RUN: 2040NoBuild 75thAve TI PM

DATE : 8/24/21
TIME : 13:40:57

RECEPTOR - LINK MATRIX FOR THE ANGLE PRODUCING
THE MAXIMUM CONCENTRATION FOR EACH RECEPTOR

```
       *    CO/LINK  (PPM)
       *    ANGLE (DEGREES)
       *  REC1  REC2  REC3  REC4  REC5  REC6  REC7  REC8  REC9  REC10 REC11 REC12 REC13 REC14 REC15 REC16 REC17 REC18 REC19 REC20
LINK # *  0  0     0     0     0     0     0     10    10    0     0     0     0     0     0     0     0     0     0     0
-------*-----------------------------------------------------------------------------------------------------------------------
    1  *   0.0   0.0   0.0   0.0   0.0   0.0   0.0   0.0   0.0   0.0   0.0   0.0   0.0   0.0   0.0   0.0   0.0   0.0   0.0   0.0
    2  *   0.0   0.0   0.0   0.0   0.0   0.0   0.0   0.0   0.0   0.0   0.0   0.0   0.0   0.0   0.0   0.0   0.0   0.0   0.0   0.0
    3  *   0.0   0.0   0.0   0.0   0.0   0.0   0.0   0.0   0.0   0.0   0.0   0.0   0.0   0.0   0.0   0.0   0.0   0.0   0.0   0.0
    4  *   0.0   0.0   0.0   0.0   0.0   0.0   0.0   0.0   0.0   0.0   0.0   0.0   0.0   0.0   0.0   0.0   0.0   0.0   0.0   0.0
    5  *   0.0   0.0   0.0   0.0   0.0   0.0   0.0   0.0   0.0   0.0   0.0   0.0   0.0   0.0   0.0   0.0   0.0   0.0   0.0   0.0
    6  *   0.0   0.0   0.0   0.0   0.0   0.0   0.0   0.0   0.0   0.0   0.0   0.0   0.0   0.0   0.0   0.0   0.0   0.0   0.0   0.0
    7  *   0.0   0.0   0.0   0.0   0.0   0.0   0.0   0.0   0.0   0.0   0.0   0.0   0.0   0.0   0.0   0.0   0.0   0.0   0.0   0.0
    8  *   0.0   0.0   0.0   0.0   0.0   0.0   0.0   0.0   0.0   0.0   0.0   0.0   0.0   0.0   0.0   0.0   0.0   0.0   0.0   0.0
    9  *   0.0   0.0   0.0   0.0   0.0   0.0   0.0   0.0   0.0   0.0   0.0   0.0   0.0   0.0   0.0   0.0   0.0   0.0   0.0   0.0
   10  *   0.0   0.0   0.0   0.0   0.0   0.0   0.0   0.0   0.0   0.0   0.0   0.0   0.0   0.0   0.0   0.0   0.0   0.0   0.0   0.0
   11  *   0.0   0.0   0.0   0.0   0.0   0.0   0.0   0.0   0.0   0.0   0.0   0.0   0.0   0.0   0.0   0.0   0.0   0.0   0.0   0.0
   12  *   0.0   0.0   0.0   0.0   0.0   0.0   0.0   0.0   0.0   0.0   0.0   0.0   0.0   0.0   0.0   0.0   0.0   0.0   0.0   0.0
   13  *   0.0   0.0   0.0   0.0   0.0   0.0   0.0   0.0   0.0   0.0   0.0   0.0   0.0   0.0   0.0   0.0   0.0   0.0   0.0   0.0
   14  *   0.0   0.0   0.0   0.0   0.0   0.0   0.0   0.0   0.0   0.0   0.0   0.0   0.0   0.0   0.0   0.0   0.0   0.0   0.0   0.0
   15  *   0.0   0.0   0.0   0.0   0.0   0.0   0.0   0.0   0.0   0.0   0.0   0.0   0.0   0.0   0.0   0.0   0.0   0.0   0.0   0.0
   16  *   0.0   0.0   0.0   0.0   0.0   0.0   0.0   0.0   0.0   0.0   0.0   0.0   0.0   0.0   0.0   0.0   0.0   0.0   0.0   0.0
   17  *   0.0   0.0   0.0   0.0   0.0   0.0   0.0   0.0   0.0   0.0   0.0   0.0   0.0   0.0   0.0   0.0   0.0   0.0   0.0   0.0
   18  *   0.0   0.0   0.0   0.0   0.0   0.0   0.0   0.0   0.0   0.0   0.0   0.0   0.0   0.0   0.0   0.0   0.0   0.0   0.0   0.0
   19  *   0.0   0.0   0.0   0.0   0.0   0.0   0.0   0.0   0.0   0.0   0.0   0.0   0.0   0.0   0.0   0.0   0.0   0.0   0.0   0.0
   20  *   0.0   0.0   0.0   0.0   0.0   0.0   0.0   0.0   0.0   0.0   0.0   0.0   0.0   0.0   0.0   0.0   0.0   0.0   0.0   0.0
   21  *   0.0   0.0   0.0   0.0   0.0   0.0   0.0   0.0   0.0   0.0   0.0   0.0   0.0   0.0   0.0   0.0   0.0   0.0   0.0   0.0
   22  *   0.0   0.0   0.0   0.0   0.0   0.0   0.0   0.0   0.0   0.0   0.0   0.0   0.0   0.0   0.0   0.0   0.0   0.0   0.0   0.0
   23  *   0.0   0.0   0.0   0.0   0.0   0.0   0.0   0.0   0.0   0.0   0.0   0.0   0.0   0.0   0.0   0.0   0.0   0.0   0.0   0.0
   24  *   0.0   0.0   0.0   0.0   0.0   0.0   0.0   0.0   0.0   0.0   0.0   0.0   0.0   0.0   0.0   0.0   0.0   0.0   0.0   0.0
   25  *   0.0   0.0   0.0   0.0   0.0   0.0   0.0   0.1   0.1   0.0   0.0   0.0   0.0   0.0   0.0   0.0   0.0   0.0   0.0   0.0
   26  *   0.0   0.0   0.0   0.0   0.0   0.0   0.0   0.0   0.0   0.0   0.0   0.0   0.0   0.0   0.0   0.0   0.0   0.0   0.0   0.0
   27  *   0.0   0.0   0.0   0.0   0.0   0.0   0.0   0.0   0.0   0.0   0.0   0.0   0.0   0.0   0.0   0.0   0.0   0.0   0.0   0.0
   28  *   0.0   0.0   0.0   0.0   0.0   0.0   0.0   0.0   0.0   0.0   0.0   0.0   0.0   0.0   0.0   0.0   0.0   0.0   0.0   0.0
   29  *   0.0   0.0   0.0   0.0   0.0   0.0   0.0   0.0   0.0   0.0   0.0   0.0   0.0   0.0   0.0   0.0   0.0   0.0   0.0   0.0
   30  *   0.0   0.0   0.0   0.0   0.0   0.0   0.0   0.0   0.0   0.0   0.0   0.0   0.0   0.0   0.0   0.0   0.0   0.0   0.0   0.0
   31  *   0.0   0.0   0.0   0.0   0.0   0.0   0.0   0.0   0.0   0.0   0.0   0.0   0.0   0.0   0.0   0.0   0.0   0.0   0.0   0.0
   32  *   0.0   0.0   0.0   0.0   0.0   0.0   0.0   0.0   0.0   0.0   0.0   0.0   0.0   0.0   0.0   0.0   0.0   0.0   0.0   0.0
   33  *   0.0   0.0   0.0   0.0   0.0   0.0   0.0   0.0   0.0   0.0   0.0   0.0   0.0   0.0   0.0   0.0   0.0   0.0   0.0   0.0
   34  *   0.0   0.0   0.0   0.0   0.0   0.0   0.0   0.0   0.0   0.0   0.0   0.0   0.0   0.0   0.0   0.0   0.0   0.0   0.0   0.0
   35  *   0.0   0.0   0.0   0.0   0.0   0.0   0.0   0.0   0.0   0.0   0.0   0.0   0.0   0.0   0.0   0.0   0.0   0.0   0.0   0.0
   36  *   0.0   0.0   0.0   0.0   0.0   0.0   0.0   0.0   0.0   0.0   0.0   0.0   0.0   0.0   0.0   0.0   0.0   0.0   0.0   0.0
   37  *   0.0   0.0   0.0   0.0   0.0   0.0   0.0   0.0   0.0   0.0   0.0   0.0   0.0   0.0   0.0   0.0   0.0   0.0   0.0   0.0
   38  *   0.0   0.0   0.0   0.0   0.0   0.0   0.0   0.0   0.0   0.0   0.0   0.0   0.0   0.0   0.0   0.0   0.0   0.0   0.0   0.0
   39  *   0.0   0.0   0.0   0.0   0.0   0.0   0.0   0.0   0.0   0.0   0.0   0.0   0.0   0.0   0.0   0.0   0.0   0.0   0.0   0.0
                                                                                                                   PAGE  8
JOB: SR101L&75thAveTI(2040NoBuild)                        RUN: 2040NoBuild 75thAve TI PM
```

DATE : 8/24/21
TIME : 13:40:57

RECEPTOR - LINK MATRIX FOR THE ANGLE PRODUCING
THE MAXIMUM CONCENTRATION FOR EACH RECEPTOR

LINK #	* CO/LINK (PPM) ANGLE (DEGREES)	REC21	REC22	REC23	REC24	REC25	REC26	REC27	REC28	REC29	REC30	REC31	REC32	REC33	REC34	REC35	REC36	REC37	REC38	REC39	REC40
	*	0 0	0	0	150	150	150	20	20	20	0	0	0	0	0	0	0	0	0	0	
1	*	0.0	0.0	0.0	0.0	0.0	0.0	0.0	0.0	0.0	0.0	0.0	0.0	0.0	0.0	0.0	0.0	0.0	0.0	0.0	0.0
2	*	0.0	0.0	0.0	0.0	0.0	0.0	0.0	0.0	0.0	0.0	0.0	0.0	0.0	0.0	0.0	0.0	0.0	0.0	0.0	0.0
3	*	0.0	0.0	0.0	0.0	0.0	0.0	0.0	0.0	0.0	0.0	0.0	0.0	0.0	0.0	0.0	0.0	0.0	0.0	0.0	0.0
4	*	0.0	0.0	0.0	0.0	0.0	0.0	0.0	0.0	0.0	0.0	0.0	0.0	0.0	0.0	0.0	0.0	0.0	0.0	0.0	0.0
5	*	0.0	0.0	0.0	0.0	0.0	0.0	0.0	0.0	0.0	0.0	0.0	0.0	0.0	0.0	0.0	0.0	0.0	0.0	0.0	0.0
6	*	0.0	0.0	0.0	0.0	0.0	0.0	0.0	0.0	0.0	0.0	0.0	0.0	0.0	0.0	0.0	0.0	0.0	0.0	0.0	0.0
7	*	0.0	0.0	0.0	0.0	0.0	0.0	0.0	0.0	0.0	0.0	0.0	0.0	0.0	0.0	0.0	0.0	0.0	0.0	0.0	0.0
8	*	0.0	0.0	0.0	0.0	0.0	0.0	0.0	0.0	0.0	0.0	0.0	0.0	0.0	0.0	0.0	0.0	0.0	0.0	0.0	0.0
9	*	0.0	0.0	0.0	0.0	0.0	0.0	0.0	0.0	0.0	0.0	0.0	0.0	0.0	0.0	0.0	0.0	0.0	0.0	0.0	0.0
10	*	0.0	0.0	0.0	0.0	0.0	0.0	0.0	0.0	0.0	0.0	0.0	0.0	0.0	0.0	0.0	0.0	0.0	0.0	0.0	0.0
11	*	0.0	0.0	0.0	0.0	0.0	0.0	0.0	0.0	0.0	0.0	0.0	0.0	0.0	0.0	0.0	0.0	0.0	0.0	0.0	0.0
12	*	0.0	0.0	0.0	0.0	0.0	0.0	0.0	0.0	0.0	0.0	0.0	0.0	0.0	0.0	0.0	0.0	0.0	0.0	0.0	0.0
13	*	0.0	0.0	0.0	0.0	0.0	0.0	0.0	0.0	0.0	0.0	0.0	0.0	0.0	0.0	0.0	0.0	0.0	0.0	0.0	0.0
14	*	0.0	0.0	0.0	0.0	0.0	0.0	0.0	0.0	0.0	0.0	0.0	0.0	0.0	0.0	0.0	0.0	0.0	0.0	0.0	0.0
15	*	0.0	0.0	0.0	0.0	0.0	0.0	0.0	0.0	0.0	0.0	0.0	0.0	0.0	0.0	0.0	0.0	0.0	0.0	0.0	0.0
16	*	0.0	0.0	0.0	0.0	0.0	0.0	0.0	0.0	0.0	0.0	0.0	0.0	0.0	0.0	0.0	0.0	0.0	0.0	0.0	0.0
17	*	0.0	0.0	0.0	0.0	0.0	0.0	0.0	0.0	0.0	0.0	0.0	0.0	0.0	0.0	0.0	0.0	0.0	0.0	0.0	0.0
18	*	0.0	0.0	0.0	0.0	0.0	0.0	0.0	0.0	0.0	0.0	0.0	0.0	0.0	0.0	0.0	0.0	0.0	0.0	0.0	0.0
19	*	0.0	0.0	0.0	0.0	0.0	0.0	0.0	0.0	0.0	0.0	0.0	0.0	0.0	0.0	0.0	0.0	0.0	0.0	0.0	0.0
20	*	0.0	0.0	0.0	0.0	0.0	0.0	0.0	0.0	0.0	0.0	0.0	0.0	0.0	0.0	0.0	0.0	0.0	0.0	0.0	0.0
21	*	0.0	0.0	0.0	0.0	0.0	0.0	0.0	0.0	0.0	0.0	0.0	0.0	0.0	0.0	0.0	0.0	0.0	0.0	0.0	0.0
22	*	0.0	0.0	0.0	0.0	0.0	0.0	0.0	0.0	0.0	0.0	0.0	0.0	0.0	0.0	0.0	0.0	0.0	0.0	0.0	0.0
23	*	0.0	0.0	0.0	0.0	0.0	0.0	0.0	0.0	0.0	0.0	0.0	0.0	0.0	0.0	0.0	0.0	0.0	0.0	0.0	0.0
24	*	0.0	0.0	0.0	0.0	0.1	0.1	0.1	0.1	0.1	0.1	0.0	0.0	0.0	0.0	0.0	0.0	0.0	0.0	0.0	0.0
25	*	0.0	0.0	0.0	0.0	0.0	0.0	0.0	0.0	0.0	0.0	0.0	0.0	0.0	0.0	0.0	0.0	0.0	0.0	0.0	0.0
26	*	0.0	0.0	0.0	0.0	0.0	0.0	0.0	0.0	0.0	0.0	0.0	0.0	0.0	0.0	0.0	0.0	0.0	0.0	0.0	0.0
27	*	0.0	0.0	0.0	0.0	0.0	0.0	0.0	0.0	0.0	0.0	0.0	0.0	0.0	0.0	0.0	0.0	0.0	0.0	0.0	0.0
28	*	0.0	0.0	0.0	0.0	0.0	0.0	0.0	0.0	0.0	0.0	0.0	0.0	0.0	0.0	0.0	0.0	0.0	0.0	0.0	0.0
29	*	0.0	0.0	0.0	0.0	0.0	0.0	0.0	0.0	0.0	0.0	0.0	0.0	0.0	0.0	0.0	0.0	0.0	0.0	0.0	0.0
30	*	0.0	0.0	0.0	0.0	0.0	0.0	0.0	0.0	0.0	0.0	0.0	0.0	0.0	0.0	0.0	0.0	0.0	0.0	0.0	0.0
31	*	0.0	0.0	0.0	0.0	0.0	0.0	0.0	0.0	0.0	0.0	0.0	0.0	0.0	0.0	0.0	0.0	0.0	0.0	0.0	0.0
32	*	0.0	0.0	0.0	0.0	0.0	0.0	0.0	0.0	0.0	0.0	0.0	0.0	0.0	0.0	0.0	0.0	0.0	0.0	0.0	0.0
33	*	0.0	0.0	0.0	0.0	0.0	0.0	0.0	0.0	0.0	0.0	0.0	0.0	0.0	0.0	0.0	0.0	0.0	0.0	0.0	0.0
34	*	0.0	0.0	0.0	0.0	0.0	0.0	0.0	0.0	0.0	0.0	0.0	0.0	0.0	0.0	0.0	0.0	0.0	0.0	0.0	0.0
35	*	0.0	0.0	0.0	0.0	0.0	0.0	0.0	0.0	0.0	0.0	0.0	0.0	0.0	0.0	0.0	0.0	0.0	0.0	0.0	0.0

36	*	0.0	0.0	0.0	0.0	0.0	0.0	0.0	0.0	0.0	0.0	0.0	0.0	0.0	0.0	0.0	0.0	0.0	0.0	0.0	0.0
37	*	0.0	0.0	0.0	0.0	0.0	0.0	0.0	0.0	0.0	0.0	0.0	0.0	0.0	0.0	0.0	0.0	0.0	0.0	0.0	0.0
38	*	0.0	0.0	0.0	0.0	0.0	0.0	0.0	0.0	0.0	0.0	0.0	0.0	0.0	0.0	0.0	0.0	0.0	0.0	0.0	0.0
39	*	0.0	0.0	0.0	0.0	0.0	0.0	0.0	0.0	0.0	0.0	0.0	0.0	0.0	0.0	0.0	0.0	0.0	0.0	0.0	0.0

JOB: SR101L&75thAveTI(2040NoBuild) RUN: 2040NoBuild 75thAve TI PM

DATE : 8/24/21
TIME : 13:40:57

RECEPTOR - LINK MATRIX FOR THE ANGLE PRODUCING
THE MAXIMUM CONCENTRATION FOR EACH RECEPTOR

LINK #	*	CO/LINK (PPM) ANGLE (DEGREES) REC41	REC42	REC43	REC44	REC45	REC46	REC47	REC48
	*	0 0	0	0	0	0	0	0	
1	*	0.0	0.0	0.0	0.0	0.0	0.0	0.0	0.0
2	*	0.0	0.0	0.0	0.0	0.0	0.0	0.0	0.0
3	*	0.0	0.0	0.0	0.0	0.0	0.0	0.0	0.0
4	*	0.0	0.0	0.0	0.0	0.0	0.0	0.0	0.0
5	*	0.0	0.0	0.0	0.0	0.0	0.0	0.0	0.0
6	*	0.0	0.0	0.0	0.0	0.0	0.0	0.0	0.0
7	*	0.0	0.0	0.0	0.0	0.0	0.0	0.0	0.0
8	*	0.0	0.0	0.0	0.0	0.0	0.0	0.0	0.0
9	*	0.0	0.0	0.0	0.0	0.0	0.0	0.0	0.0
10	*	0.0	0.0	0.0	0.0	0.0	0.0	0.0	0.0
11	*	0.0	0.0	0.0	0.0	0.0	0.0	0.0	0.0
12	*	0.0	0.0	0.0	0.0	0.0	0.0	0.0	0.0
13	*	0.0	0.0	0.0	0.0	0.0	0.0	0.0	0.0
14	*	0.0	0.0	0.0	0.0	0.0	0.0	0.0	0.0
15	*	0.0	0.0	0.0	0.0	0.0	0.0	0.0	0.0
16	*	0.0	0.0	0.0	0.0	0.0	0.0	0.0	0.0
17	*	0.0	0.0	0.0	0.0	0.0	0.0	0.0	0.0
18	*	0.0	0.0	0.0	0.0	0.0	0.0	0.0	0.0
19	*	0.0	0.0	0.0	0.0	0.0	0.0	0.0	0.0
20	*	0.0	0.0	0.0	0.0	0.0	0.0	0.0	0.0
21	*	0.0	0.0	0.0	0.0	0.0	0.0	0.0	0.0
22	*	0.0	0.0	0.0	0.0	0.0	0.0	0.0	0.0
23	*	0.0	0.0	0.0	0.0	0.0	0.0	0.0	0.0
24	*	0.0	0.0	0.0	0.0	0.0	0.0	0.0	0.0
25	*	0.0	0.0	0.0	0.0	0.0	0.0	0.0	0.0
26	*	0.0	0.0	0.0	0.0	0.0	0.0	0.0	0.0
27	*	0.0	0.0	0.0	0.0	0.0	0.0	0.0	0.0
28	*	0.0	0.0	0.0	0.0	0.0	0.0	0.0	0.0

```
29  *   0.0   0.0   0.0   0.0   0.0   0.0   0.0   0.0
30  *   0.0   0.0   0.0   0.0   0.0   0.0   0.0   0.0
31  *   0.0   0.0   0.0   0.0   0.0   0.0   0.0   0.0
32  *   0.0   0.0   0.0   0.0   0.0   0.0   0.0   0.0
33  *   0.0   0.0   0.0   0.0   0.0   0.0   0.0   0.0
34  *   0.0   0.0   0.0   0.0   0.0   0.0   0.0   0.0
35  *   0.0   0.0   0.0   0.0   0.0   0.0   0.0   0.0
36  *   0.0   0.0   0.0   0.0   0.0   0.0   0.0   0.0
37  *   0.0   0.0   0.0   0.0   0.0   0.0   0.0   0.0
38  *   0.0   0.0   0.0   0.0   0.0   0.0   0.0   0.0
39  *   0.0   0.0   0.0   0.0   0.0   0.0   0.0   0.0
```