



September 1, 2022

The Honorable Douglas A. Ducey  
 Governor of Arizona  
 Executive Tower  
 1700 West Washington Street  
 Phoenix, AZ 85007

Dear Governor Ducey:

The Arizona Department of Transportation (ADOT) is pleased to submit its FY 2024 Operating Budget Request. We thank you for your support for transportation and the recognition of its role in a strong, innovative economy that propels economic opportunity for all Arizonans. We are also continuing to seek ways to improve transportation safety for the traveling public on Arizona's highways. Safely Home is our True North. It is what guides us in the decisions we make in constructing and maintaining the state transportation system.

Promoting transportation safety is identified in ADOT's FY 2023 strategic plan as the number one strategic priority. We have realized several successes during your administration, including: (1) an updated Strategic Traffic Safety Plan (STSP) to help ensure adoption of best safety practices in all transportation investments; (2) first-in-the-nation thermal detection system to help reduce wrong way driver incursions; (3) first-in-the-nation dust detection warning system to help drivers navigate blinding dust storms and (4) major I-17 and I-10 projects are underway to help improve safety and traffic flow.

The ADOT FY 2024 Operating Budget request includes 22 budget issues with a total reduction of (\$58,711,000). The request is comprised of the following:

Funding Issues	Amount	Comment
15	\$17,751,800	Funding requests
4	\$0	Placeholder issues, amounts to be determined
3	(\$76,282,800)	Elimination of one-time funding
<b>22</b>	<b>(\$58,711,000)</b>	<b>Total FY 2024 Operating Budget Request</b>

ADOT's FY 2024 budget request seeks to solidify and build upon the gains we have made together for the citizens of Arizona. In FY 2023 alone, ADOT received over \$1 billion in funding to expand and improve the highway system. An additional \$36 million was appropriated to maintain the pavement of the highway system. ADOT maintains over 28,000 maintenance lane miles and over 6,800 highway centerline miles. It is critical that highway maintenance be properly funded, including the new miles that have been added to the highway system in the last few years. The budget also includes funding to ensure that visitors to our great state are not greeted with littered highways and citizens do not have to fear accidents due to debris on the road. These initiatives will help ensure that the substantial investment we have made in Arizona's highway system continues to pay off in the decades to come.

Over the past eight years, we have invested in the Motor Vehicle Division (MVD), to improve efficiency and enhance the customer experience. Even as our state – and thus our customer base – has continued

to grow, we have shortened customer experience times, provided more online services, and revamped the way business is conducted. ADOT's budget request seeks to further the gains already made, ensuring customer and staff safety and MVD's capacity to handle additional demands on the system caused by a growing population and the upcoming Travel ID deadline.

Last year, the Commercial Vehicle Enhancement Task Force (CVETF) was instituted. This joint task force between ADOT and the Arizona Department of Public Safety (DPS) integrated ADOT's commercial vehicle enforcement with DPS' highway safety efforts under DPS leadership. DPS requested that ADOT seek funding for body worn cameras in order to enhance public trust by providing greater transparency into ADOT's commercial vehicle enforcement operations. ADOT is also seeking a radio lifecycle replacement plan modeled on DPS' plan and new dispatch servers and software to replace an out-of-date system. The current system does not provide the capacity to update all stakeholders during an ongoing incident or provide the required level of reporting for DPS, the FBI, and other law enforcement agencies.

Last year, ADOT assumed statutory responsibility for the state motor vehicle fleet and sought to integrate operations with standards for efficiency. ADOT is seeking to build upon its initial success by integrating non-managed vehicles into the fleet so that all state vehicles meet the standards established by the Statewide Fleet Steering Committee. This includes assessing the "right size" for the fleet and creating cost savings through the efficient management of vehicle purchases, maintenance, and end-of-lifecycle surplus.

ADOT is fully committed to the implementation of the Arizona Management System (AMS) and has incorporated its principles into how the agency is managed. Each budget request is linked to the fundamentals map, the agency's strategic plan, and the agency's x-matrix.

ADOT is dedicated to creating a culture of highly engaged employees who focus on maximizing the resources with which we are entrusted. With over 39,000 improvement ideas implemented by ADOT employees and 500+ core business processes mapped and improved, ADOT is standing behind its commitment to deliver value to the customer.

Thank you for your service to Arizona, Governor Ducey. I look forward to continuing the positive momentum and successes the transportation system has experienced under your leadership.

Sincerely,

DocuSigned by:  
  
7EB3155ED0704AC...  
John S. Halikowski  
ADOT Director

Attachment 1: ADOT FY 2023 Strategic Plan and X-Matrix

**Vision:** Moving AZ. Becoming the safest, most reliable transportation system in the nation.

**Mission:** Connecting AZ. Everyone. Everywhere. Every Day.

**Agency Description:** The Arizona Department of Transportation is responsible for planning, constructing, and maintaining the State's transportation system.

The Department also provides drivers license and registrations services; is responsible for commercial vehicle enforcement and registration compliance; and operates the Grand Canyon National Park Airport.

**Executive Summary:** The Arizona Department of Transportation (ADOT) has identified four strategic priorities to reach our vision:

**Transportation Safety:** implementing the most effective safety improvement countermeasures will help promote safe driving behaviors and reduce roadway crashes in high risk areas.

**Employee Engagement:** ensuring that our employee's basic needs are met and that they are inspired and enabled to function at the highest level will allow ADOT to thrive well into the future.

**Customer Value:** creating an enterprise-wide understanding of customer value and leveraging the customer-supplier relationship to improve and innovate our business processes will ensure we stay ahead of changing customer needs.

**Maximize Resources:** pursuing innovations and organizational efficiencies will save money, increase agency capacity, and lead to more investment in the transportation system.

### Summary of Multi-Year Strategic Priorities

#	Five Year Strategy	Start Year	Progress / Successes
1	Promote Transportation Safety	2018	<ul style="list-style-type: none"> <li>Updated Strategic Traffic Safety Plan (STSP) is helping to ensure adoption of best safety practices in all transportation investments</li> <li>First in nation thermal detection system is helping to reduce wrong way driver incursions</li> <li>First in nation dust detection warning system is helping drivers navigate blinding dust storms</li> <li>Newly created Incident Response Unit is helping drivers and DPS clear crashes quicker</li> <li>Major I-17 and I-10 projects underway to help improve safety and traffic flow</li> <li>Received emmy for best Public Service Announcement "Distracted Driver's Terrify Me"</li> </ul>
2	Build a Culture of Highly Engaged Employees	2018	<ul style="list-style-type: none"> <li>Steady annual increases in employee engagement (current survey = 81% positive)</li> <li>Successfully transitioned AMS culture from <i>Deploy</i> to <i>Sustain</i> (current score = 3.8/5.0)</li> <li>High employees satisfaction with first year onboarding program (current score = 3.6/4.0)</li> </ul>
3	Deliver Value to the Customer	2018	<ul style="list-style-type: none"> <li>Completed Motor Vehicle Division (MVD) computer system modernization</li> <li>New azmvdnow.gov portal provides quick and secure access to a wide range of new online features (over 3M customer accounts activated)</li> <li>First in nation where residents can add their driver licenses to Apple Wallet and present as valid ID at Phoenix Sky Harbor TSA checkpoints</li> </ul>
4	Maximize Resources	2018	<ul style="list-style-type: none"> <li>Over 39K kaizen improvement ideas implemented by ADOT employees</li> <li>Over 500 core business processes mapped and improved</li> </ul>

Strategy #	FY23 Annual Objectives	Objective Metrics	Annual Initiatives
1	Improve the operation of the transportation system based on existing revenues	<ul style="list-style-type: none"> <li>Percent of project funding dashboard operationalized</li> <li>Number of Infrastructure Investment &amp; Jobs Act (IIJA) grants awarded</li> <li>Miles of fiber optic conduit installed</li> <li>MVD trips avoided</li> <li>Number of Arizona Travel ID issued</li> </ul>	<ul style="list-style-type: none"> <li>Create visual management system to track progress of newly funded state and federal projects</li> <li>Recommend the best and most efficient use of available funding to deliver public safety and service</li> <li>Identify opportunities for increased stakeholder engagement in addressing the recurring transportation funding shortfall</li> <li>Increase MVD capacity to serve customers</li> </ul>
2	Improve agency performance on all AMS elements	<ul style="list-style-type: none"> <li>Percent huddle boards meeting standard</li> <li>Percent observed assessment milestones achieved</li> </ul>	<ul style="list-style-type: none"> <li>Increase the effective use and application of the tiered huddle system and check for corresponding improvement in supporting AMS elements</li> </ul>
3	Improve internal customer service delivery	<ul style="list-style-type: none"> <li>Average days to issue procurement award (breakthrough)</li> <li>Percent fleet transfer milestones achieved</li> </ul>	<ul style="list-style-type: none"> <li>Develop process delivery standards based on a clear understanding of what internal customers expect in terms of quality and level of service</li> <li>Complete the transfer of statewide fleet to ADOT</li> </ul>
4	Improve our ability to attract and retain the best talent	<ul style="list-style-type: none"> <li>Percent regrettable attrition</li> <li>AKA Development Index</li> </ul>	<ul style="list-style-type: none"> <li>Align our leaders and people systems to the vision and expectations of AKA - The ADOT Way</li> </ul>




[illegible]

Revised: 07/08/22

## Table of Contents

Transmittal Statement.....	8
Revenue.....	10
Sources & Uses.....	82
Funding Issues .....	144
Highway Maintenance – South Mountain Freeway .....	146
Highway Maintenance – New Lane Miles.....	154
Driver License Volume & Cost Increase .....	161
License Plate Volume & Cost Increase .....	165
FY 2024 Base Modification – 10% Salary .....	169
Department Fleet Operations Fund Appropriation .....	181
MVD Security Modernization (Phase 2).....	185
Statewide Fleet Operations Adjustments.....	194
Statewide Fleet Replacement Funding .....	199
Vehicle Inspection & Certificate of Title Enforcement Fund Backfill .....	207
Motor Vehicle Liability Insurance Enforcement Fund Backfill.....	211
ADOT Fuel – Keeping Arizona on the Road.....	215
Statewide Litter Hotspots .....	219
Radio Communication Lifecycle Replacement.....	224
Body Worn Cameras .....	231
Transit Program Administration .....	239
Spillman Flex Upgrade .....	246
Travel ID .....	255
MVD Call Center.....	260
MVD Contract Change Increases .....	264
Hoover Dam & Cyber Insurance .....	268
Technical Adjustments.....	272
All Fund Summary.....	280
Select Fund Summary .....	283
Program 1 - Administration.....	319
Program Unit 1-1 Director’s Office/Transportation Board .....	345
Program Unit 1-2 Transportation Support Services.....	353
Program Unit 1-3 Arizona Highways Magazine .....	378
Program Unit 1-4 SLI Attorney General Legal Services.....	387
Program Unit 1-8 SLI Vehicle License Tax Deposit.....	390
Program Unit 1-9 SLI ADOT Fleet Replacement.....	398
Program Unit 1-10 SLI FY 2023 Salary Increase .....	405

Program 2 – Intermodal Transportation .....	416
Program Unit 2-1 SLI Highway Maintenance .....	438
Program Unit 2-2 Construction .....	449
Program Unit 2-3 Intermodal Transportation Planning.....	464
Program Unit 2-4 SLI Vehicles and Heavy Equipment .....	479
Program Unit 2-7 SLI Driver Safety and Livestock Control.....	487
Program Unit 2-8 SLI Highway Damage Recovery Account .....	495
Program Unit 2-11 SLI Preventative Surface Treatments .....	498
Program 3 – Motor Vehicle Division.....	505
Program Unit 3-1 Customer Services.....	520
Program Unit 3-2 Motor Vehicle Enforcement Services.....	535
Program Unit 3-5 SLI Authorized Third Parties .....	548
Program Unit 3-6 SLI Driver License Security Software .....	558
Program 4 – State Motor Vehicle Fleet .....	562
Program Unit 4-2 SLI State Fleet Operations .....	565
Program Unit 4-3 SLI State Fleet Vehicle Replacement .....	572
Administrative Costs.....	579
Organization Chart .....	580



# State of Arizona Budget Request

State Agency

Department of Transportation

A.R.S. Citation: 28 - 103

## Governor DUCEY:

This and the accompanying budget schedules, statements and explanatory information constitute the operating budget request for this agency for Fiscal Year 2024.

To the best of my knowledge all statements and explanations contained in the estimates submitted are true and correct.

Agency Head: John Halikowski

Title: Director

John Halikowski 8/31/2021

(signature)


Phone: (602) 712-6594

### Appropriated Funds

	FY 2023 Approp	FY 2024 Fund. Issue	FY 2024 Total Budget
Total Amount Requested:	599,435.8	(58,711.0)	540,724.8
General Fund	0.0	778.6	778.6
State Aviation Fund	2,163.6	0.0	2,163.6
State Highway Fund	516,951.3	(35,376.7)	481,574.6
Highway Damage Recovery Account Fund	8,000.6	0.0	8,000.6
Transportation Department Equipment Fund	27,110.5	(6,000.0)	21,110.5
Ignition Interlock Device Fund	363.6	0.0	363.6
Air Quality Fund	326.6	0.0	326.6
Vehicle Inspection and Certificate of Title Enforcement Fun	2,246.6	(900.0)	1,346.6
Motor Vehicle Liability Insurance Enforcement Fund	5,383.6	(4,231.9)	1,151.7
Highway Expansion & Extension Loan Program Fund	0.0	0.0	0.0
Motor Vehicle Dealer Enforcement Fund	0.0	0.0	0.0
Highway User Revenue Fund	906.5	0.0	906.5
State Fleet Operations Fund	25,267.1	(8,600.0)	16,667.1
State Fleet Vehicle Replacement Fund	10,715.8	(4,381.0)	6,334.8

### Non-Appropriated Funds

	FY 2023 Expd. Plan	FY 2024 Fund. Issue	FY 2024 Total Budget
Total Amount Planned:	36,071.6	0.0	36,071.6
State Aviation Fund	0.0	0.0	0.0
Regional Area Road Fund - Maricopa County	0.0	0.0	0.0
State Highway Fund	7,424.0	0.0	7,424.0
Arizona Highways Magazine Fund	5,294.2	0.0	5,294.2
ADOT Federal Programs Fund	0.0	0.0	0.0
Abandoned Vehicles Administration Fund	1,000.0	0.0	1,000.0
Economic Strength Project Fund	1,000.0	0.0	1,000.0
Motor Carrier Safety Revolving Fund	0.5	0.0	0.5
Shared Location & Advertisement Agreement Expense	0.0	0.0	0.0
Employee Recognition Fund	13.0	0.0	13.0
Grant Anticipation Notes Fund	0.0	0.0	0.0
IGA and ISA Fund	583.9	0.0	583.9
Statewide Special Plates Fund	5,756.0	0.0	5,756.0
Governor's Emergency Education Relief Fund	0.0	0.0	0.0
ADOT Coronavirus State and Local Fiscal Recovery Fund	0.0	0.0	0.0
Highway User Revenue Fund	0.0	0.0	0.0
Local Agency Deposits Fund	0.0	0.0	0.0



# State of Arizona Budget Request

State Agency

## Department of Transportation

---

Rental Tax and Bond Deposit Fund	0.0	0.0	0.0
State Highway Fund Bonds Debt Service Fund	0.0	0.0	0.0
Regional Area Road Fund Debt Service Fund	0.0	0.0	0.0
State Match Advantage for Rural Transportation (SMART) F	15,000.0	0.0	15,000.0
Total:	635,507.4	(58,711.0)	576,796.4

Prepared By: **Jacob Gable**

Email Address: **Jgable@azdot.gov**

Date Prepared: **Tuesday, August 31, 2021**

## Revenue Schedule

Agency: Department of Transportation

Fund: AA1000 General Fund

AFIS Code	Category of Receipt and Description	FY 2022	FY 2023	FY 2024
4161	MOTOR VEHICLE TAX	2,807.7	2,800.0	2,800.0
4165	MOTOR VEHICLE FUEL TAX	13,162.5	13,487.9	13,487.9
4419	OTHER LICENSES	9.8	12.8	12.8
4699	MISCELLANEOUS RECEIPTS	358.0	0.0	0.0
Fund Total:		16,338.1	16,300.7	16,300.7

## ADOT REVENUE FORECAST METHODOLOGY

<b>Fund No:</b>	1000
<b>Fund Name:</b>	State General Fund
<b>Citation:</b>	A.R.S. § 28-4302, 5808, 8345, 9504
<b>Fund Description:</b>	
<p>ADOT began recognizing deposits to the general fund in December 2017. Previously, revenue destined for the general fund was transferred from the ADOT-MVD clearing fund as negative revenue to ADOA before being deposited in the general fund.</p> <p>The consistent sources of revenue deposited to the general fund are:</p> <ul style="list-style-type: none"> <li>• Vehicle dealers license fees for dealers who have a contractual relationship with a third-party lender (\$300 initial license fee and \$150 annual renewal per A.R.S. § 28-4302) as well as other amounts based on various circumstances.</li> <li>• Abandoned vehicle fees (after the 20% distribution to the abandoned vehicle fund per A.R.S. § 28-5808.D) <ul style="list-style-type: none"> <li>○ 90% of fees collected for vehicles abandoned on state land</li> <li>○ 60% of fees collected for vehicles abandoned on federal land</li> </ul> </li> <li>• Vehicle license taxes (VLT) from five-year registrations (the difference between the five-year VLT and what the VLT would have been if the owner opted for a two-year registration per A.R.S. § 28-5808.E)</li> <li>• Aircraft license taxes (50% of aircraft license tax revenues per A.R.S. § 28-8345)</li> <li>• Vehicle for hire fees per A.R.S. § 28-9504 <ul style="list-style-type: none"> <li>○ \$24 per vehicle for a three-year permit</li> <li>○ Maximum of \$1,000 per applicant</li> <li>○ Civil penalties up to \$1,500 per infraction at each business location</li> </ul> </li> </ul>	

<b>Forecast Methodology: (include key revenue drivers, assumptions, or changes to the fund)</b>
<p>The significant revenue sources for ADOT's contribution to the general fund are abandoned vehicle fees, aviation license revenue, and five-year VLT. For abandoned vehicle fees, five-year VLT, aircraft license taxes revenue, vehicle for hire fees, and vehicle dealer license fees, the FY 2023 and FY 2024 revenue forecasts expect stable revenues. In most cases, the forecast methodology is based on a 3-year average.</p> <p>The \$23,343,200 that was transferred from the State Highway Fund to the General Fund in FY 2020 and FY 2021. These transfers were not included in subsequent budgets.</p>



## Revenue Schedule

**Agency:** Department of Transportation

**Fund:** DT2005 State Aviation Fund

AFIS Code	Category of Receipt and Description	FY 2022	FY 2023	FY 2024
4111	TRANSACTION PRIVILEGE TAX	4,774.8	5,112.2	5,176.1
4165	MOTOR VEHICLE FUEL TAX	333.5	323.3	323.3
4174	IN LIEU TAXES - SALT RIVER PROJECT	29.6	0.0	0.0
4182	FLIGHT PROPERTY TAX	12,655.9	12,667.1	12,667.1
4183	AIRCRAFT TAXES	3,282.9	3,579.8	3,687.2
4199	OTHER MISCELLANEOUS TAXES	0.0	0.0	0.0
4213	FEDERAL GRANTS - CAPITAL	5,696.5	7,502.6	10,780.0
4236	STATE AND LOCAL GOVERNMENT - OTHER	885.5	333.3	0.0
4321	PARKING	11.4	20.2	20.2
4323	CONCESSIONS	205.2	464.3	464.3
4326	COMMERCIAL SPACE	192.5	241.8	241.8
4339	OTHER FEES AND CHARGES FOR SERVICES	111.7	198.3	198.3
4519	OTHER FINES OR FORFEITURES OR PENALTIES	305.0	0.0	0.0
4631	TREASURERS INTEREST INCOME	261.8	1,938.4	2,115.7
4632	RENTAL INCOME	73.6	130.7	130.7
4635	LOAN AND OTHER INTEREST INCOME	20.8	15.6	14.6
4645	CREDIT CARD DISCOUNT FEES PAID	(92.4)	(97.0)	(101.9)
4647	CREDIT CARD PROCESSING FEES PAID	(1.9)	(5.4)	(5.9)
4699	MISCELLANEOUS RECEIPTS	21.9	68.4	49.2
4823	CURRENT YEAR REIMBURSEMENTS -REFUNDS	0.3	0.0	0.0
4901	OPERATING TRANSFERS IN	0.0	20,600.0	0.0
<b>Fund Total:</b>		28,768.7	53,093.6	35,760.7

## ADOT REVENUE FORECAST METHODOLOGY

<b>Fund No:</b>	DT2005
<b>Fund Name:</b>	Aviation Fund
<b>Citation:</b>	A.R.S. § 28-8202
<b>Fund Description:</b>	
<p>The aviation fund is used to operate the Grand Canyon National Park Airport (GCNA), ADOT's aeronautics group, and fund the airport capital improvement program (ACIP). The ACIP can be broken into six subprograms. The subprograms consist of:</p> <ul style="list-style-type: none"> <li>• airport development grants through the state/local grants(SL grants) program</li> <li>• airport development grants through the federal/state/local grant (FSL grants) program</li> <li>• airport pavement management system (APMS) program</li> <li>• aviation system planning and aviation services program (SASP)</li> <li>• airport development loan program (ADLP) – currently suspended</li> <li>• Grand Canyon Airport capital program</li> </ul> <p>ADOT distributes funds for the SL subprograms in the form of grants for airport projects that do not include federal aviation administration (FAA) grants. The grants typically provide funds for 90% of the project cost with the airport providing the 10% match. Projects funded by SL grants include design, construction, safety, security, capacity improvement, environmental, planning, and minor land acquisition.</p> <p>When an airport receives a federal grant, it can request ADOT to pay for one half of its match. The FAA provides grants through the FSL program for design, construction, safety, security, capacity enhancement, environmental, planning, and minor land acquisitions.</p> <p>Through the APMS program, ADOT annually identifies airport pavement maintenance projects eligible for funding for the upcoming five years. These projects will appear in the state's Five-Year Airport Capital Improvement Program. The airport sponsor may sign an intergovernmental agreement (IGA) with ADOT to participate in the ACIP. The state transportation board (STB) approves the projects in the Five-Year Airport Capital Improvement Program.</p> <p>The SASP program is used by ADOT to perform state-wide system studies and projects. Typical projects include state airport system planning, economic impact of aviation, unique projects considered beneficial to the state as a system, Arizona flight charts, and site location studies.</p> <p>The Grand Canyon Airport (GCA) is operated by ADOT. The GCA does apply for and receive FSL grants, but since it is owned by ADOT the entire required match is funded from the Aviation Fund.</p> <p>A.R.S. §28-8322 requires aircraft based in Arizona to be licensed and registered in Arizona. A.R.S. §28-8202 requires 35% of registration fees and all flight property tax, jet fuel excise tax, aircraft dealer licensing, and aviation fuel taxes paid by pilots and aircraft owners to be deposited to the State Aviation Fund.</p>	

---

**Forecast Methodology: (include key revenue drivers, assumptions, or changes to the fund)**

Key fund drivers include the following:

- aviation fuel tax
- flight property tax
- aircraft registration taxes
- jet fuel excise tax
- federal grants
- state and local government deposits for APMS projects
- Grand Canyon Airport revenues related to
  - parking
  - concessions
  - commercial space
  - other fees and charges for services
  - rental income
- investment interest earnings
- loan and other interest income
- credit card fees

The primary revenue sources for the aviation fund are flight property tax and aircraft taxes. However, in FY 2017, statutory amendments (SB 1531) changed the portion of aircraft tax and jet fuel excise tax distributed to the aviation fund. A.R.S. § 28-8345 requires 35% of aircraft taxes to be distributed to the aviation fund and the remaining 65% distributed to the state general fund; previously 100% of aircraft taxes were distributed to the aviation fund. The FY 2017 statutory changes also require 100% of jet fuel excise taxes to be distributed to the aviation fund whereas prior to the change 100% was distributed to the state general fund. These changes resulted in the fund's primary revenue sources being the flight property tax, jet excise tax, and aircraft tax.

Forecasts reflect the addition of General Fund operating appropriations to the fund (\$20.6 M in FY 2023) and base revenue category year over year growth of 12.9% in FY 2023 and 10.1% in FY 2024. Forecast base revenue growth is primarily due to an anticipated increase in federal grant funding for programmed capital projects. Base revenue growth also reflects anticipated increases in flights and passenger traffic, which are expected to drive moderate growth in revenue from parking, concessions and other terminal fees such as passenger fees, landing fees and gate fees. Anticipated interest revenue growth for this fund reflect fund balance and interest yield forecasts for FY 2023 and FY 2024.

## Revenue Schedule

**Agency:** Department of Transportation

**Fund:** DT2029 Regional Area Road Fund - Maricopa County

AFIS Code	Category of Receipt and Description	FY 2022	FY 2023	FY 2024
4111	TRANSACTION PRIVILEGE TAX	443,462.0	480,313.4	501,920.5
4211	FEDERAL GRANTS	338.3	0.0	0.0
4213	FEDERAL GRANTS - CAPITAL	326,166.6	326,497.0	398,120.5
4232	STATE AND LOCAL GOVT GRANTS - CAPITAL	3,757.7	29,335.2	11,464.8
4236	STATE AND LOCAL GOVERNMENT - OTHER	5.7	0.0	0.0
4381	SALE OF CAPITAL ASSETS	11,343.0	1,462.2	1,513.8
4616	PRIVATE GRANTS	0.0	0.0	0.0
4631	TREASURERS INTEREST INCOME	2,460.1	16,100.6	20,324.0
4632	RENTAL INCOME	901.0	901.0	901.0
4699	MISCELLANEOUS RECEIPTS	674.9	674.9	674.9
<b>Fund Total:</b>		789,109.3	855,284.3	934,919.5

## ADOT REVENUE FORECAST METHODOLOGY

<b>Fund No:</b>	DT2029
<b>Fund Name:</b>	ADOT Maricopa Regional Area Road Fund
<b>Citation:</b>	A.R.S. § 28-6302, 42-6105
<b>Fund Description:</b>	
<p>In 2004, Maricopa County voters approved Proposition 400 that extended a ½ cent transportation excise (sales) tax. The 20-year tax expires on December 31, 2025. Of the taxes collected, 33.3% is distributed to the public transportation fund administered by the Maricopa County Regional Public Transportation Authority, while the remaining 66.7% is distributed to the Arizona Department of Transportation (ADOT) - administered regional area road fund (RARF). The 66.7% is comprised of 56.2% of Prop 400 collection dedicated for capital improvements to freeways and routes of the state system in the regional transportation plan for Maricopa County and 10.5% of Prop 400 collections for use on major arterial streets and intersection improvements in Maricopa County.</p>	

<b>Forecast Methodology: (include key revenue drivers, assumptions, or changes to the fund)</b>
<p>The Maricopa Association of Governments (MAG) regional transportation plan's freeway program cash flow is a detailed model used to plan revenues and expenditures for the life cycle program that covers the period from January 2006 through the end of the Proposition 400 supported Freeway Lifecycle Program. It is a planning tool that projects future cash balances and also contributes to the planned timing and amount of future bond issues.</p> <p>The cash flow is updated regularly and incorporates the annual risk analysis process (RAP) excise tax revenue forecast update produced each fall. The RAP relies on probability analysis and the independent variables used in the model. The independent variables currently in use are the Maricopa County nominal personal income growth, Maricopa County population growth, and Maricopa County construction employment growth, among others.</p> <p>Revenues deposited into the RARF fund are comprised of the 66.7% of the county excise tax, reimbursements from FHWA on federally eligible project expenditures, and interest earned on invested balances, among other sources. The county excise tax revenues forecasted by the RAP process is from a ½ cent transaction privilege tax on business activities including but not limited to retail sales, contracting, utilities, rental of real and personal property, and restaurant and bar receipts.</p> <p>A detailed explanation of the forecast methodology for the Arizona Department of Transportation (ADOT) Maricopa County Transportation excise tax revenues can be found on the internet at <a href="http://www.azdot.gov">www.azdot.gov</a>. On the home page hover over <i>About</i>, click on <i>Financial Management Services</i>, click on <i>Transportation Funding</i>, click on <i>Regional Area Road Fund (RARF)</i>, and then click on <i>RARF Forecasting Process and Results SFY 2022-2026</i>. This data can be accessed directly at the URL address:</p> <p><a href="https://apps.azdot.gov/files/FMS/RARF/Forecasting/rarfcastproc2226.pdf">https://apps.azdot.gov/files/FMS/RARF/Forecasting/rarfcastproc2226.pdf</a></p>

## Revenue Schedule

**Agency:** Department of Transportation

**Fund:** DT2030 State Highway Fund

AFIS Code	Category of Receipt and Description	FY 2022	FY 2023	FY 2024
4161	MOTOR VEHICLE TAX	228,911.5	0.0	0.0
4162	MOTOR CARRIER TAX	12,072.2	0.0	0.0
4165	MOTOR VEHICLE FUEL TAX	400,057.9	0.0	0.0
4167	WATERCRAFT FUEL TAX	86.2	0.0	0.0
4211	FEDERAL GRANTS	15,615.9	0.0	0.0
4213	FEDERAL GRANTS - CAPITAL	371,208.4	0.0	0.0
4232	STATE AND LOCAL GOVT GRANTS - CAPITAL	3,895.6	0.0	0.0
4236	STATE AND LOCAL GOVERNMENT - OTHER	35.1	0.0	0.0
4319	TITLE CERTIFICATE FEES	11,576.2	0.0	0.0
4332	OTHER EDUCATION FEES	223.0	0.0	0.0
4339	OTHER FEES AND CHARGES FOR SERVICES	6,840.5	0.0	0.0
4369	OTHER INTER-AGENCY REVENUE	205.0	0.0	0.0
4372	PUBLICATIONS AND REPRODUCTIONS	1.0	0.0	0.0
4381	SALE OF CAPITAL ASSETS	42.1	0.0	0.0
4411	MOTOR VEHICLE LICENSES AND REGISTRATION	140,776.1	0.0	0.0
4412	MOTOR VEHICLE DRIVER LICENSES	19,588.9	0.0	0.0
4413	MOTOR CARRIER TAX LICENSES	0.6	0.0	0.0
4415	OCCUPATIONAL AND PROFESSIONAL LICENSES	23.2	0.0	0.0
4419	OTHER LICENSES	11,342.9	0.0	0.0
4431	MOTOR VEHICLE PERMITS	6,682.9	0.0	0.0
4439	OTHER PERMITS	74.0	0.0	0.0
4511	COURT ASSESSMENTS	498.7	0.0	0.0
4612	RESTRICTED DONATIONS	(6.8)	0.0	0.0
4631	TREASURERS INTEREST INCOME	3,166.5	0.0	0.0
4632	RENTAL INCOME	8,559.7	0.0	0.0
4645	CREDIT CARD DISCOUNT FEES PAID	(7,596.1)	0.0	0.0
4647	CREDIT CARD PROCESSING FEES PAID	(49.7)	0.0	0.0
4699	MISCELLANEOUS RECEIPTS	20,896.0	0.0	0.0
4821	PRIOR YEAR REIMBURSEMENT - REFUNDS	22.2	0.0	0.0
4823	CURRENT YEAR REIMBURSEMENTS -REFUNDS	49.5	0.0	0.0
4871	RESIDUAL EQUITY ADJUSTMENT	(8,167.0)	0.0	0.0
4901	OPERATING TRANSFERS IN	35,529.8	0.0	0.0
<b>Fund Total:</b>		1,282,162.0	0.0	0.0

## ADOT REVENUE FORECAST METHODOLOGY

<b>Fund No:</b>	DT2030
<b>Fund Name:</b>	State Highway Fund
<b>Citation:</b>	A.R.S. § 28-6991
<b>Fund Description:</b>	
<p>Monies in the fund consist of statutory transfers from the highway user revenue fund (HURF). The state highway fund (SHF) receives 50.5% of HURF revenues after various distributions are made. The SHF's share of HURF is distributed by statute, with 12.6% to the Maricopa Association of Governments (MAG) and Pima Association of Governments (PAG), and another 2.6% of the SHF's share of HURF is distributed to MAG and PAG by board policy. The SHF supports the Arizona Department of Transportation's (ADOT's) costs of engineering, construction and maintenance of state highways and state routes, ADOT's administrative expenses, and law enforcement on state highways.</p>	

<b>Forecast Methodology: (include key revenue drivers, assumptions, or changes to the fund)</b>
<p>The statewide program cash flow is a detailed model used to plan revenues and expenditures for the five-year transportation facilities construction program. It is a planning tool that projects future cash balances and also contributes to the planned timing and amount of future bond issues. The cash flow is updated regularly and incorporates the annual risk analysis process (RAP) revenue forecast update produced each fall. Revenues deposited into the SHF are comprised of the SHF's share of HURF revenues, reimbursements from the Federal Highway Administration (FHWA) on federally eligible project expenditures, and interest earned on invested balances, among other sources.</p> <p>The HURF revenues forecasted by the RAP comes from various taxes and fees on items, including but not limited to, fuel taxes, vehicle license tax (VLT), motor vehicle registrations, motor carrier fees and motor vehicle operator licenses. With the passage of Prop 207 in November 2021, HURF revenues now also include distributions from the Smart and Safe Arizona Fund.</p> <p>The independent variables used in the forecast are Arizona nominal personal income, population, non-farm employment, fleet fuel efficiency, and nominal gas price plus the west coast number two nominal diesel price. A detailed explanation of the forecast methodology for the Arizona Department of Transportation (ADOT) can be found on the internet at <a href="http://www.azdot.gov">www.azdot.gov</a>. On the home page, hover over About, click on Financial Management Services, click on Transportation Funding, click on Highway User Revenue Fund, and then click on HURF Forecasting Process and Results SFY 2022-2031. This data can be accessed directly at the URL address:</p> <p><a href="https://apps.azdot.gov/files/FMS/HURF/Forecasting/hurfcastproc2231.pdf">https://apps.azdot.gov/files/FMS/HURF/Forecasting/hurfcastproc2231.pdf</a></p>



## Revenue Schedule

**Agency:** Department of Transportation

**Fund:** DT2031 Arizona Highways Magazine Fund

AFIS Code	Category of Receipt and Description	FY 2022	FY 2023	FY 2024
4199	OTHER MISCELLANEOUS TAXES	0.0	4.3	4.3
4322	COMMISSIONS	25.9	26.4	26.4
4332	OTHER EDUCATION FEES	16.0	5.3	5.3
4339	OTHER FEES AND CHARGES FOR SERVICES	289.4	267.6	267.6
4371	SUBSCRIPTIONS	2,238.0	2,212.9	2,212.9
4372	PUBLICATIONS AND REPRODUCTIONS	1,541.2	1,521.9	1,521.9
4631	TREASURERS INTEREST INCOME	21.2	35.3	35.3
4632	RENTAL INCOME	22.7	17.5	17.5
4647	CREDIT CARD PROCESSING FEES PAID	(29.5)	(30.2)	(30.2)
4699	MISCELLANEOUS RECEIPTS	1,067.3	922.0	922.0
4823	CURRENT YEAR REIMBURSEMENTS -REFUNDS	0.1	0.1	0.1
<b>Fund Total:</b>		5,192.4	4,983.1	4,983.1

## ADOT REVENUE FORECAST METHODOLOGY

<b>Fund No:</b>	DT2031
<b>Fund Name:</b>	AZ Highways Magazine Fund
<b>Citation:</b>	A.R.S. § 28-7315
<b>Fund Description:</b>	Primary revenues consist of receipts generated from sales of the Arizona Highways magazine and other publications. This fund provides for the production and sales of subscriptions, maps, pamphlets, etc.

<b>Forecast Methodology: (include key revenue drivers, assumptions, or changes to the fund)</b>
There are two major revenue drivers for the Arizona Highways magazine fund: magazine subscriptions and related products. Revenues have been relatively consistent from FY 2020 through FY 2022. As a result, FY 2023 and FY 2024 revenue projections are based on three-year average revenue (FY 2020 through FY 2022).

## Revenue Schedule

Agency: Department of Transportation

Fund: DT2044 Highway Damage Recovery Account Fund

AFIS Code	Category of Receipt and Description	FY 2022	FY 2023	FY 2024
4699	MISCELLANEOUS RECEIPTS	7,442.2	5,676.3	5,676.3
Fund Total:		7,442.2	5,676.3	5,676.3

## ADOT REVENUE FORECAST METHODOLOGY

<b>Fund No:</b>	DT2044
<b>Fund Name:</b>	Damage Recovery Fund
<b>Citation:</b>	A.R.S. § 28-6994
<b>Fund Description:</b>	<p>Revenue consists of monies received for damage caused to highways and its features by at-fault third parties. Highway features include, but are not limited to pavement, guardrails, lights, traffic signals, fencing, signs, bridges, and other state property in the right-of-way.</p> <p>When a highway feature is damaged by an at-fault third party, the Arizona Department of Transportation (ADOT) uses money from the maintenance special line item (SLI) to do repairs. Repairs include the cost of labor, equipment, materials, and traffic control. This results in deferring planned highway maintenance of the highway. This fund is used for the maintenance of state highways, portions of highways and state routes and is conceptually used to perform the maintenance deferred due to performing these repairs.</p>

<b>Forecast Methodology: (include key revenue drivers, assumptions, or changes to the fund)</b>
<p>Collections from at-fault third parties represent this fund's revenue receipts. Key drivers of the damage recovery fund are the number of lane miles in the highway system, volume of traffic, amount of damage caused by third parties, cost to repair or replace the damaged roadway feature, and ADOT's ability to collect for the damage.</p> <p>ADOT is able to identify an at-fault third party who has damaged the highway between 70% and 80% of the time. The amount collected from these responsible third parties is about 80% of the total damage incurred. As a result of operational improvements in its recovery efforts, ADOT has increased its collections for damage caused by at-fault third parties and it has collected on its back log of outstanding claims.</p> <p>ADOT estimates revenue of \$5,668,000 in FY 2023 and FY 2024 based on a 3 year average of revenue collected in FY 2020 through FY 2022.</p>

## Revenue Schedule

**Agency:** Department of Transportation

**Fund:** DT2071 Transportation Department Equipment Fund

AFIS Code	Category of Receipt and Description	FY 2022	FY 2023	FY 2024
4346	FLEET MANAGEMENT - MOTOR POOL	11,510.2	18,398.4	18,398.4
4369	OTHER INTER-AGENCY REVENUE	119.5	459.3	459.3
4381	SALE OF CAPITAL ASSETS	2,146.6	1,735.5	1,735.5
4631	TREASURERS INTEREST INCOME	6.0	13.3	13.3
4632	RENTAL INCOME	2,154.0	0.0	0.0
4647	CREDIT CARD PROCESSING FEES PAID	(59.0)	(48.3)	(48.3)
4699	MISCELLANEOUS RECEIPTS	424.0	198.4	198.4
4821	PRIOR YEAR REIMBURSEMENT - REFUNDS	0.0	11.1	11.1
4823	CURRENT YEAR REIMBURSEMENTS -REFUNDS	137.7	113.4	113.4
<b>Fund Total:</b>		16,439.1	20,881.1	20,881.1

## ADOT REVENUE FORECAST METHODOLOGY

<b>Fund No:</b>	DT2071
<b>Fund Name:</b>	Department Fleet Operations Fund
<b>Citation:</b>	A.R.S. § 28-7006
<b>Fund Description:</b>	
<p>The fund's revenues are derived from charges to the divisions of the Arizona Department of Transportation (ADOT) for renting and repairing vehicles and equipment. In turn, the revenue collected is used to maintain the agency's inventory of automobiles, trucks, heavy equipment, and other field equipment.</p> <p>Activity for the state fleet initially occurs in this fund. Expenditures are then offset onto the State Fleet Operations Fund (DT4071), resulting in net zero activity in the Department Fleet Operations Fund (DT2071). Please see the State Fleet Operations Fund (DT4071) for additional information.</p>	

<b>Forecast Methodology: (include key revenue drivers, assumptions, or changes to the fund)</b>
<p>The Department Fleet Operations Fund (DT2071) is a revolving fund with rates derived to recover costs. Therefore, the revenue should match expenditures. The key revenue drivers for this fund are the number and type of vehicles and equipment serviced.</p> <p>Rates were raised by 25% in FY 2023 to account for the significant increases in the costs of parts, vendor services, and state salaries. Expenditures were further impacted by the overall age of ADOT's fleet. When not replaced at the end of their lifecycle, the maintenance costs on older vehicles grow exponentially, eventually exceeding the acquisition cost of the vehicle. Revenues were raised, in part, to keep pace with the growing maintenance costs of older vehicles.</p>

## Revenue Schedule

Agency: Department of Transportation

Fund: DT2097 ADOT Federal Programs Fund

AFIS Code	Category of Receipt and Description	FY 2022	FY 2023	FY 2024
4211	FEDERAL GRANTS	24,322.7	25,652.3	25,652.3
4631	TREASURERS INTEREST INCOME	15.8	15.8	15.8
4699	MISCELLANEOUS RECEIPTS	569.7	561.5	561.5
4823	CURRENT YEAR REIMBURSEMENTS -REFUNDS	0.0	0.0	0.0
4901	OPERATING TRANSFERS IN	1,220.8	0.0	0.0
Fund Total:		26,129.0	26,229.6	26,229.6



## ADOT REVENUE FORECAST METHODOLOGY

<b>Fund No:</b>	DT2097
<b>Fund Name:</b>	ADOT Federal Program Fund
<b>Citation:</b>	A.R.S. § 35-142; United States Code Title 23
<b>Fund Description:</b>	<p>The Arizona Department of Transportation (ADOT) federal program fund is comprised of a small number of Federal Transit Administration (FTA) issued grants that are not part of the federal-aid highway program.</p> <p>This is a cash fund and was established for the sole purpose of tracking FTA grants. The principal statutes governing the issuance of these grants are found in Title 23, United States Code (23 U.S.C.). This fund is not found in state statute. Funds are used to pay for salaries and related costs associated with the administration of the following federal programs:</p> <ul style="list-style-type: none"> <li> <b>Metropolitan Transportation Program (Section 5305):</b> The federal transit administration (FTA) provides funding to states for preparing long-range transportation plans and transit improvement projects. ADOT transit allocates the 5305(d) funding among eight metropolitan planning organizations (MPOs). The eight MPOs are Central Yavapai Metropolitan Planning Organization, Flagstaff Metropolitan Planning Organization, Lake Havasu Metropolitan Planning Organization, Maricopa Association of Governments, Pima Association of Governments, Sun Corridor Metropolitan Planning Organization, Sierra Vista Metropolitan Planning Organization and Yuma Metropolitan Planning Organization. ADOT allocates the funds based on a formula developed by the state and MPOs. The MPOs must provide a 20% match. 5305(e) funds are retained by the state for competitive funding applications or are used by the state to undertake statewide transit planning activities. The 20% match requirement is either provided by the state for statewide planning activities or the competitive applicant. </li> </ul> <p>Note: Metropolitan Transportation Program (Section 5305) funding has been transferred to FHWA and is now part of Consolidated Planning with the FY 2021 apportionment. ADOT Transit still has older funds that they manage that will take several years to be fully expended.</p> <ul style="list-style-type: none"> <li> <b>5310 Enhanced Mobility of Seniors and Individuals with Disabilities:</b> The FTA provides ADOT with formula funding for the Section 5310 program. ADOT also flexes surface transportation block grants (STBGs) for the Section 5310 transit program. All funding distributed to applicants requires a local match. The minimum local match is 20%, however ADOT can fund capital with STBG funds at 90% federal and 10% local match when funding allows. Funds can be used to purchase vehicles and related equipment as well as for operating expenses. The vehicles are used to transport seniors and mentally and physically disabled people to medical appointments, shopping, and other appointments. For a local government or non-profit to be eligible for this program, there must be a regional coordination plan for their area and have participated in related coordination activities, such as coordinating participation meetings. </li> </ul>

- 5311 Rural Public Transportation Program: Federal funds are allocated by the FTA for this program. ADOT also flexes surface transportation block grants (STBGs) for the Section 5311 transit program. ADOT administers the program through a competitive application process. Grants are required to be used for public transportation in rural counties, cities, towns and American Indian tribes. Funding is available for administration, operating, intercity bus service and capital projects. Funding ratios vary by activity and range from 58%/42% for operating funds to 90%/10% for capital funds.
- Rural Transit Assistance Program (RTAP): The Rural Transit Assistance Program (49 U.S.C. 5311(b)(3)) is funded through the FTA and offers training, technical assistance, and research opportunities as well as other support services to improve the delivery of transit services in non-urbanized areas.
- State Safety Oversight: ADOT is the state certified agency to provide safety oversight in Arizona as outlined in the Rail Fixed Guideway Systems: State Safety Oversight (SSO) published by the FTA and is part of 49 CFR Part 674 (Part 674). There are two systems in Arizona that fall under Part 674; Valley Metro Rail in Phoenix and the Tucson Streetcar. ADOT is required to develop and maintain a program standard ADOT's responsibilities are to review, approve, and develop a safety program standard; require each rail transit authority (RTA) to develop a system safety program plan.
- 2020 CARES Act: The Coronavirus Aid, Relief, and Economic Security (CARES) Act provided \$25 billion to 5311 and 5307 transit agencies to help to prevent, prepare for and respond to the COVID-19 pandemic. The ADOT received an award of \$41,730,201 in 5311 CARES Act funding. When funds are awarded to tribes they have the option to transfer their awarded funding to FTA and not contract with the state. Several tribes decided to transfer their money (total \$5,521,875) to FTA which then reduces the amount of funding that we received to \$36,208,326. All 5311 program guidelines must be followed and funding was awarded to current sub recipients in the ADOT 5311 program. This is a one-time award that will be used until the funds are fully spent.
- 2021 Coronavirus Response and Relief Supplemental Appropriations Act (CRRSAA): This act provided ADOT \$546,762 in funding for use in the 5310 Elderly and Persons with Disabilities program. Funds are to focus on operating costs and preventive maintenance of vehicles. ADOT is eligible to a maximum of 10% of the funding for state admin. Funds are allocated in three geographic pools: Urban – Tucson, Small Urban and Rural. ADOT has applied for this funding and expects it to be awarded in October 2022. When the funds are awarded ADOT will pass them on to the subrecipients.
- 2021 American Rescue Plan (ARP) Act: Funds were allocation in this act for 5310 and 5311.
  - 5310 ARP: This act provided ADOT \$546,762 in funding for use in the 5310 Elderly and Persons with Disabilities program. Funds are to focus on operating costs and preventive maintenance of vehicles. ADOT is eligible to a maximum of 10% of the funding for state admin. Funds are allocated in three geographic pools: Urban – Tucson, Small Urban and Rural. These funds were awarded t the subrecipients and they are currently utilizing them.

- 5311 ARP: This act provided ADOT \$2,982,156 in funding for use in the 5311 Rural Public Transit program. Funds are to focus on operating costs and preventive maintenance of vehicles. ADOT is eligible to a maximum of 10% of the funding for state admin minus the funds provided under the Rural Transit Assistance Program (RTAP). RTAP funds are used to provide training opportunities for ADOT sub recipients to comply with FTA and ADOT requirements.

**Forecast Methodology: (include key revenue drivers, assumptions, or changes to the fund)**

Projections are based on federal grant schedules, historical trends, and estimated project billings. The forecast is generally based on a 2% increase due to FAST ACT apportionments (exceptions noted). Miscellaneous receipts are from the local agency match to grants they are awarded and are based on a 3 year average.

The operating transfer in that occurred during FY 2022 is pursuant to Laws 1<sup>st</sup> Regular Session, Chapter 408 (SB 1823) which transferred \$1,220,800 from the highway expansion and extension loan program fund established by section 28-7674, Arizona Revised Statutes, in fiscal year 2021-2022 for deposit in the department's federal fund (DT2097).

## PUBLIC TRANSIT FUNDING

### Arizona Federal Transit Administration Apportionments and Funding Projection Summary

Fund Type	Fund Type Description	Match %	2022	2023	2024
Section 5303 / 5305(d)	Metropolitan Planning	80%	\$2,883,045	\$2,940,706	\$2,999,520
Section 5304 / 5305(e)	Statewide Planning	80%	\$545,686	\$556,600	\$567,732
Section 5310 Tuscon UZA	Enhanced Mobility of Seniors and Individuals with Disabilities	80%	\$945,798	\$964,714	\$984,008
Section 5310 Small Urban	Enhanced Mobility of Seniors and Individuals with Disabilities	80%	\$1,320,411	\$1,346,819	\$1,373,756
Section 5310 Rural	Enhanced Mobility of Seniors and Individuals with Disabilities	80%	\$947,866	\$966,823	\$986,160
STBG - 5310	Surface Transportation Block Grant (5310)	80%	\$1,500,000	\$1,500,000	\$1,500,000
Section 5310 CRRSAA	Enhanced Mobility of Seniors and Individuals with Disabilities	100%	\$546,762	\$0	\$0
Section 5310 ARP	American Rescue Plan (5310)	100%	\$546,762	\$0	\$0
Section 5311	Formula Grants for Rural Areas	80%	\$14,178,013	\$14,461,573	\$14,750,805
Section 5311(b)(3) RTAP	Rural Transit Assistance Program	100%	\$194,287	\$198,173	\$202,136
STBG - 5311	Surface Transportation Block Grant (5311)	80%	\$1,000,000	\$1,000,000	\$1,000,000
Section 5311 ARP	American Rescue Plan (5311)	100%	\$2,982,156	\$0	\$0
Section 5339 Statewide	Bus and Bus Facilities	80%	3,500,000	3,500,000	\$3,500,000
Section 5339 Small Urban	Bus and Bus Facilities	80%	\$1,135,715	\$1,135,715	\$1,135,715
Section 5329	State Safety Oversight	80%	\$578,580	\$590,152	\$601,955
<b>TOTAL</b>			<b>\$ 32,805,081</b>	<b>\$ 29,161,275</b>	<b>\$ 29,601,786</b>

Notes:

- The year is the year of apportionment. The funds will be available for expenditure in the following year.
- Some funds have other match ratios, but 80% is the most common.
- Years 2022-2023 are projections based on 2% growth from the 2022 apportionments except as noted below.
- STBG and 5339 also has no growth projections included.
- Individual projects will be identified through the Metropolitan Planning Organization (MPO) Transportation Improvement Programs (TIP's). The awards may include funding from older grants not reflected here.
- Coronavirus Response and Relief Supplemental Appropriations Act (CRRSAA) provided funding for the 5310 program at 100% federal reimbursement.
- American Rescue Plan Act (ARP) provided funding for the 5310 program and the 5311 program at 100% federal reimbursement.
- CARES Act funding apportioned in 2020 is still being awarded and used throughout the funding period, but as new funding is not anticipated, it is not included here.
- New apportionments for 2022 will be added in 2023 for the year of expenditure.
- Competitive awards are posted at: [www.azdot.gov/transitguidebooks](http://www.azdot.gov/transitguidebooks)

## Revenue Schedule

Agency: Department of Transportation

Fund: DT2108 Safety Enforcement and Transportation Infrastructure Fund

AFIS Code	Category of Receipt and Description	FY 2022	FY 2023	FY 2024
4411	MOTOR VEHICLE LICENSES AND REGISTRATION	0.0	0.0	0.0
4631	TREASURERS INTEREST INCOME	0.4	0.0	0.0
4821	PRIOR YEAR REIMBURSEMENT - REFUNDS	1.3	0.0	0.0
Fund Total:		1.7	0.0	0.0

## ADOT REVENUE FORECAST METHODOLOGY

<b>Fund No:</b>	DT2108
<b>Fund Name:</b>	Safety Enforcement and Transportation Infrastructure Fund
<b>Citation:</b>	A.R.S. § 28-6547
<b>Fund Description:</b>	
Laws 2021, 1 <sup>st</sup> Regular Session, Chapter 413 (SB 1829) eliminated the SETIF Fund and redirected all activities and fund balances to to the State Highway Fund (DT2030) and the Arizona Highway Patrol Fund.	
No future activity is projected.	

<b>Forecast Methodology: (include key revenue drivers, assumptions, or changes to the fund)</b>	
Laws 2021, 1 <sup>st</sup> Regular Session, Chapter 413 (SB 1829) eliminated the SETIF Fund and redirected all activities and fund balances to to the State Highway Fund (DT2030) and the Arizona Highway Patrol Fund.	
No future activity is projected.	

## Revenue Schedule

**Agency:** Department of Transportation

**Fund:** DT2150 Abandoned Vehicles Administration Fund

AFIS Code	Category of Receipt and Description	FY 2022	FY 2023	FY 2024
4339	OTHER FEES AND CHARGES FOR SERVICES	1,105.0	1,117.8	1,117.8
<b>Fund Total:</b>		1,105.0	1,117.8	1,117.8



## ADOT REVENUE FORECAST METHODOLOGY

<b>Fund No:</b>	DT2150
<b>Fund Name:</b>	Abandoned Vehicle Administration Fund
<b>Citation:</b>	A.R.S. § 28-4804
<b>Fund Description:</b>	
<p>Monies in this fund come from two sources as described and cited in A.R.S. § 28-4802:</p> <ol style="list-style-type: none"> <li>(1) Section A of this state statute provides that fees from vehicles abandoned on public property within the boundaries of an incorporated city or town, have 10% transferred into the Abandoned Vehicle Administration Fund. Vehicles falling into this category pay a \$500 fee per Arizona Administrative Code R17-1-205(A).</li> <li>(2) Section B of this state statute provides that fees from vehicles abandoned on public property outside the boundaries of an incorporated city or town, have 40% transferred into the Abandoned Vehicle Administration Fund. Vehicles falling into this category pay a \$600 fee per Arizona Administrative Code R17-1-205(B).</li> </ol> <p>All remaining fees are deposited in the State Highway Fund (DT2030). Some of the monies deposited into the Abandoned Vehicle Administration Fund are used to reimburse registered towing companies that tow abandoned vehicles pursuant to A.R.S. §28-4805. This fund is a pass through account, meaning the same amount of money going in is coming out each year.</p>	

<b>Forecast Methodology: (include key revenue drivers, assumptions, or changes to the fund)</b>
<p>The Abandoned Vehicle Administration Fund was established on August 9, 2017 and realized its first revenue as recorded in November of CY (calendar year) 2018. FY 2023 and FY 2024 revenue projections are based on a three-year average of actual revenue from FY 2020 through FY 2022.</p> <p>The fund's eligible revenue comes from fees collected for vehicles that were abandoned on or after the implementation date. Fees are assessed on the abandoned vehicle's owner at the time the vehicle is determined to be abandoned. However, the fee may not be collected until the next time that owner interacts with the Motor Vehicle Division (MVD) in person or through an authorized third party. In some cases, the fees are collected several years later, if at all.</p>

## Revenue Schedule

**Agency:** Department of Transportation

**Fund:** DT2208 Ignition Interlock Device Fund

AFIS Code	Category of Receipt and Description	FY 2022	FY 2023	FY 2024
4161	MOTOR VEHICLE TAX	420.0	338.1	338.1
<b>Fund Total:</b>		420.0	338.1	338.1

## ADOT REVENUE FORECAST METHODOLOGY

<b>Fund No:</b>	DT2208
<b>Fund Name:</b>	Ignition Interlock Device Fund
<b>Citation:</b>	A.R.S. § 28-1469
<b>Fund Description:</b>	
<p>Monies in the fund consist of installation fees collected by ignition interlock service providers for each device that is installed. Ignition interlock devices are required for drivers who are convicted of a driving under the influence (DUI) offense involving alcohol or who refuse to submit to a test for the purpose of determining alcohol or drug content at the time of arrest.</p> <p>Monies deposited in the fund are subject to legislative appropriation, are exempt from section 35-190 relating to lapsing of appropriations, and are to be used by the Department for administering the ignition interlock program.</p>	

<b>Forecast Methodology: (include key revenue drivers, assumptions, or changes to the fund)</b>
<p>The installation fee and the Ignition Interlock Device Fund (DT2208) were new in FY 2019. The initial revenue projection was based on the historical average of 18,000 devices installed per year from FY 2015 through FY 2017. The \$20 fee per installation was set by rule R17-5-614, effective July 1, 2018. The first deposit of revenue, occurred in December 2018.</p> <p>FY 2023 and FY 2024 revenues are based on a three-year average of actual revenue in FY 2020, FY 2021, and FY 2022. This revenue projections assume approximately 16,900 devices will be installed in FY 2023 and FY 2024 (16,905 devices multiplied by a \$20 fee = \$338,100).</p>

## Revenue Schedule

Agency: Department of Transportation

Fund: DT2226 Air Quality Fund

AFIS Code	Category of Receipt and Description	FY 2022	FY 2023	FY 2024
4901	OPERATING TRANSFERS IN	324.5	326.6	326.6
Fund Total:		324.5	326.6	326.6

## ADOT REVENUE FORECAST METHODOLOGY

<b>Fund No:</b>	DT2226
<b>Fund Name:</b>	Air Quality Fund
<b>Citation:</b>	A.R.S. § 49-551
<b>Fund Description:</b>	
<p>Monies in the fund consist of an annual \$1.50 fee collected from gasoline powered and light diesel vehicle owners when registering a vehicle in the state. The fund is used for air quality research experiments and supports other air quality initiatives aimed at bringing areas of the state into accord with federal clean air standards.</p> <p>ADOT's Motor Vehicle Division uses this fund to offset part of the costs associated with ensuring compliance with emission standards, such as maintaining a database of vehicles requiring an emissions test and a data link with ADEQ. ADOT's Multimodal Planning Division (MVD) uses monies from this fund to provide matching funds for Federal Transit Administration (FTA) grants for the state safety oversight (SSO) program for rail transit systems.</p> <p>According to the State of Arizona Account Manual (SAAM), Topic 15, Section 21 "Transfers of Money between State Agencies", the Air Quality Fund is an "operating transfer" fund. This means that the agency receiving the funds originally, which is the Arizona Department of Environmental Quality (DEQ) in this case, books the monies from an outside source as revenue and then transfers the funds out to another agency. ADOT is the secondary receiving agency and must use an operating transfer in method as DEQ is acting as nothing more than a conduit of funds to the secondary agency. As ADOT is the secondary agency, it must record the monies as revenue.</p>	

<b>Forecast Methodology: (include key revenue drivers, assumptions, or changes to the fund)</b>
ADOT does not forecast revenue for this fund. The Arizona Department of Environmental Quality (DEQ) administers the fund. The revenue included in the schedule represents the operating transfer in of the amount appropriated each year. For FY 2023, the appropriation is \$326,600. The same number, \$326,600, is projected for FY 2024.

## Revenue Schedule

Agency: Department of Transportation

Fund: DT2244 Economic Strength Project Fund

AFIS Code	Category of Receipt and Description	FY 2022	FY 2023	FY 2024
4165	MOTOR VEHICLE FUEL TAX	1,000.0	1,000.0	1,000.0
4631	TREASURERS INTEREST INCOME	16.5	14.7	14.7
Fund Total:		1,016.5	1,014.7	1,014.7

## ADOT REVENUE FORECAST METHODOLOGY

<b>Fund No:</b>	DT2244
<b>Fund Name:</b>	Economic Strength Project Fund
<b>Citation:</b>	A.R.S. §28-6534; A.R.S. § 28-7281; A.R.S. § 28-7286
<b>Fund Description:</b>	
The Economic Strength Project Fund is used to fund projects that are part of the state highway system and retain and/or increase the number of jobs in the state, lead to significant capital investment in the state, or make a significant contribution to the economy of the state. Economic strength projects are recommended by the Arizona Commerce Authority and are approved by the Arizona State Transportation Board.	

<b>Forecast Methodology: (include key revenue drivers, assumptions, or changes to the fund)</b>
Per A.R.S. § 28-7282, the Economic Strength Project fund receives a distribution from the highway user revenue fund of \$1,000,000 no later than June 15 of each fiscal year. Additionally, the balance of the fund is invested and interest is earned. The forecast assumes the legislatively mandated transfer of \$1,000,000 as well as interest earnings based on a two-year average.

## Revenue Schedule

Agency: Department of Transportation

Fund: DT2266 Cash Deposits Fund

AFIS Code	Category of Receipt and Description	FY 2022	FY 2023	FY 2024
4519	OTHER FINES OR FORFEITURES OR PENALTIES	24.3	0.0	0.0
4632	RENTAL INCOME	232.4	(1,624.9)	0.0
Fund Total:		256.7	(1,624.9)	0.0



## ADOT REVENUE FORECAST METHODOLOGY

<b>Fund No:</b>	DT2266
<b>Fund Name:</b>	Cash Deposits Fund
<b>Citation:</b>	A.R.S. § 35-142
<b>Fund Description:</b>	
This fund receives cash advances, reimbursements and deposits that are used for maintenance and rental property repair.	

<b>Forecast Methodology: (include key revenue drivers, assumptions, or changes to the fund)</b>
The revenue in the cash deposits fund is from deposits for Arizona Department of Transportation (ADOT) owned lease properties located in the right-of-way (ROW) of the highways. The deposits are held in the fund and then returned to the depositor when the lease is terminated. The fund is a holding account and returns the deposits so the disbursement is recorded as negative revenue. The revenue forecast represents the amount needed to return current deposits.

## Revenue Schedule

Agency: Department of Transportation

Fund: DT2272 Vehicle Inspection and Certificate of Title Enforcement Fund

AFIS Code	Category of Receipt and Description	FY 2022	FY 2023	FY 2024
4411	MOTOR VEHICLE LICENSES AND REGISTRATION	1,446.1	1,512.3	1,581.5
4519	OTHER FINES OR FORFEITURES OR PENALTIES	6.7	14.4	14.4
4901	OPERATING TRANSFERS IN	0.0	350.0	0.0
Fund Total:		1,452.8	1,876.7	1,595.9

## ADOT REVENUE FORECAST METHODOLOGY

<b>Fund No:</b>	DT2272
<b>Fund Name:</b>	Vehicle Inspection & Certificate of Title Enforcement Fund
<b>Citation:</b>	A.R.S. § 28-2012
<b>Fund Description:</b>	Revenues are derived from inspection fees and the sale, transfer or disposal of property seized and forfeited as a result of an investigation. This fund is used to defray the cost of investigations involving certificates of title, licensing fraud, registration enforcement, inspections for vehicle identification number (VINs) and compliance with vehicle safety standards, and other enforcement related issues.

<b>Forecast Methodology: (include key revenue drivers, assumptions, or changes to the fund)</b>
<p>Revenue consists of \$20 and \$50 fees for staff to perform level 2 and level 3 motor vehicle inspections to verify VINs and ensure compliance with vehicle safety standards. VIN and vehicle safety standards compliance inspections are required for salvage, stolen, or non-repairable vehicles subject to a total loss insurance settlement.</p> <p>During FY 2021 the VIT Fund revenues declined by 37% from \$2,229,000 in FY 2020 to \$1,398,400 in FY 2021. FY 2022 revenues increased only slightly to \$1,452,800 (3.9% increase from FY 2021). The reduced revenue resulted in the FY 2022 appropriation of \$2,094,600 exceeding fund revenues by \$641,800. Due to the sudden revenue decline and uncertainty of the timing of the revenue recovery ADOT will continue to monitor revenue collections and update the forecast as needed. In FY 2023, a transfer of \$350,000 from the LIE Fund (DT2285) to the VIT Fund (DT2272) was authorized pursuant to Laws 2022, 2<sup>nd</sup> Regular Session, Chapter 313 (HB 2862), Section 87.</p> <p>Please see the Decision Package titled “Vehicle Inspection &amp; Certificate of Title Enforcement Fund (DT2272) Backfill” for additional information about how ADOT proposes to ensure sufficient cash flow in FY 2024.</p>

## Revenue Schedule

Agency: Department of Transportation

Fund: DT2285 Motor Vehicle Liability Insurance Enforcement Fund

AFIS Code	Category of Receipt and Description	FY 2022	FY 2023	FY 2024
4199	OTHER MISCELLANEOUS TAXES	0.0	14.1	14.1
4339	OTHER FEES AND CHARGES FOR SERVICES	1,786.4	1,786.4	1,786.4
4871	RESIDUAL EQUITY ADJUSTMENT	(1,254.1)	(1,282.0)	(1,282.0)
Fund Total:		532.3	518.5	518.5

## ADOT REVENUE FORECAST METHODOLOGY

<b>Fund No:</b>	DT2285
<b>Fund Name:</b>	Motor Vehicle Liability Insurance Enforcement Fund
<b>Citation:</b>	A.R.S. § 28-4151
<b>Fund Description:</b>	<p>Revenues are derived from fees assessed for the reinstatement of motor vehicle registrations and license plates that were canceled due to lack of insurance. Owners of vehicles with lapsed insurance must pay \$50 to reinstate the vehicle registration and license plate. If an uninsured vehicle is involved in an accident or a violation of a motor vehicle law, the operator may be liable for a civil penalty of \$500 for a first violation, \$750 for a second violation, or \$1,000 for a third violation.</p> <p>Although there are no restrictions on the use of this fund, it is currently used to fund efforts to ensure mandatory motor vehicle liability insurance and to verify vehicle identity and ownership. Per Laws 2022, 2<sup>nd</sup> Regular Session, Chapter 313 (HB2862), \$1,254,100 is appropriated to the Department of Public Safety (DPS) in FY 2023.</p>

<b>Forecast Methodology: (include key revenue drivers, assumptions, or changes to the fund)</b>
<p>Since FY 2019 revenues have declined 34% from \$2,022,600 in FY 2019 to \$1,331,100 in FY 2021. In FY 2022 revenues declined further to \$532,300. Revenues are forecasted using the FY 2022 amount as revenue has been declining the last 3 years. The FY 2022 DPS appropriation of \$1,254,100 is reflected as a residual equity transfer in FY 2022 and FY 2023.</p> <p>Please see the Decision Package titled “Motor Vehicle Liability Insurance Enforcement Fund (DT2285) Backfill” for additional information about how ADOT proposes to ensure sufficient cash flow in FY 2024.</p>

## Revenue Schedule

**Agency:** Department of Transportation

**Fund:** DT2380 Motor Carrier Safety Revolving Fund

AFIS Code	Category of Receipt and Description	FY 2022	FY 2023	FY 2024
4519	OTHER FINES OR FORFEITURES OR PENALTIES	0.0	0.5	0.5
<b>Fund Total:</b>		0.0	0.5	0.5

## ADOT REVENUE FORECAST METHODOLOGY

<b>Fund No:</b>	DT2380
<b>Fund Name:</b>	Motor Carrier Safety Revolving Fund
<b>Citation:</b>	A.R.S. § 28-5203
<b>Fund Description:</b>	
<p>The motor carrier safety revolving fund was established to collect monies appropriated to the fund by the legislature; monies collected from civil fines and fees from motor carriers and motor vehicles that fail to safely transport hazardous materials, hazardous substances, and hazardous waste; and monies received from private grants or donations if so designated by the grantor or donor. The monies in the fund are a continuing appropriation to ADOT to be used by ADOT, the attorney general, and the department of public safety to carry out A.R.S. § 28-5203. The director of ADOT is charged with distributing monies in this fund.</p>	
<b>Forecast Methodology: (include key revenue drivers, assumptions, or changes to the fund)</b>	
<p>The revenue forecast for FY 2023 and FY 2024 is \$500.</p>	

## Revenue Schedule

Agency: Department of Transportation

Fund: DT2414 Shared Location & Advertisement Agreement Expense

AFIS Code	Category of Receipt and Description	FY 2022	FY 2023	FY 2024
4823	CURRENT YEAR REIMBURSEMENTS -REFUNDS	0.0	0.0	0.0
Fund Total:		0.0	0.0	0.0



## ADOT REVENUE FORECAST METHODOLOGY

<b>Fund No:</b>	DT2414
<b>Fund Name:</b>	Shared Location & Advertising Agreements Expense
<b>Citation:</b>	A.R.S. § 28-409
<b>Fund Description:</b>	
The fund consists of monies received from agreements with public and private entities for advertising their goods and services in Motor Vehicle Division (MVD) offices.	

<b>Forecast Methodology: (include key revenue drivers, assumptions, or changes to the fund)</b>	
The lottery sales in MVD offices pilot program have concluded and MVD no longer has advertisements on its customer kiosks. ADOT has explored the possibility of advertising on the new AZ MVD Now mobile app, but there are no immediate plans to do so.	

## Revenue Schedule

Agency: Department of Transportation

Fund: DT2417 Highway Expansion & Extension Loan Program Fund

AFIS Code	Category of Receipt and Description	FY 2022	FY 2023	FY 2024
4631	TREASURERS INTEREST INCOME	1.0	0.1	0.2
Fund Total:		1.0	0.1	0.2

## ADOT REVENUE FORECAST METHODOLOGY

<b>Fund No:</b>	DT2417
<b>Fund Name:</b>	Highway Expansion and Extension Loan Program Fund
<b>Citation:</b>	A.R.S. § 28-7674
<b>Fund Description:</b>	
<p>The Highway Expansion and Extension Loan program (HELP) program was established by the Arizona Legislature in 1998 as a comprehensive loan and financial assistance program for eligible highway projects in Arizona. This program provides the state and communities with a financing mechanism to stretch limited transportation dollars and bridge the gap between needs and available revenues.</p> <p>HELP is a State Infrastructure Bank (SIB), a funding mechanism authorized by Congress in the National Highway System Designation Act of 1995. SIBs operate much like banks, providing financial assistance in the form of loans or credit enhancement for eligible projects. As borrowers repay principal and interest on loans, the bank is replenished and monies can be re-loaned so that the SIB becomes a self-sustaining mechanism to fund critical transportation projects. The minimum loan amount is \$250,000 and loans must be repaid typically within five years.</p> <p>HELP program staff review HELP applications and make recommendations to the State Transportation Board (STB) on loans and financial assistance requests. The STB has the final approval authority on all HELP loans. The HELP program is currently inactive and there are no loans outstanding.</p>	

<b>Forecast Methodology: (include key revenue drivers, assumptions, or changes to the fund)</b>
<p>Revenue is from loan payments and interest earned on invested cash. There are no outstanding loans and thus no projected revenue from loan repayments. The latest HELP loan was approved in FY 2008, and the final outstanding loan was repaid in full in SFY 2013. The program is inactive due to the availability of alternative low-interest loan options.</p> <p>In FY 2018 and FY 2019, \$30 million was swept from the fund. In FY 2022, \$1,220,800 was transferred from the HELP Fund to the ADOT Federal Programs Fund (DT2097) per Laws 2021, 1<sup>st</sup> Regular Session, Chapter 408 (SB 1823), Section 128. This transfer essentially eliminated the HELP Fund balance. The residual fund balance is still invested and is still earning interest. No material revenues are expected in FY 2023 or FY 2024.</p>

## Revenue Schedule

Agency: Department of Transportation

Fund: DT2449 Employee Recognition Fund

AFIS Code	Category of Receipt and Description	FY 2022	FY 2023	FY 2024
4647	CREDIT CARD PROCESSING FEES PAID	(0.4)	(0.8)	(0.8)
4699	MISCELLANEOUS RECEIPTS	15.4	15.7	15.7
4823	CURRENT YEAR REIMBURSEMENTS -REFUNDS	0.1	0.1	0.1
Fund Total:		15.2	15.0	15.0

## ADOT REVENUE FORECAST METHODOLOGY

<b>Fund No:</b>	DT2449
<b>Fund Name:</b>	Statewide Employee Recognition Awards
<b>Citation:</b>	A.R.S. § 28-1304
<b>Fund Description:</b>	The fund receives monies through gifts, donations, and fundraising efforts and is used to cover the costs of the Arizona Department of Transportation's (ADOT's) employee recognition programs.

<b>Forecast Methodology: (include key revenue drivers, assumptions, or changes to the fund)</b>
Although the fund can receive monies through gifts and donations, these donations are minimal due to ADOT's policy of not soliciting gifts due to potential conflict of interest. The employee recognition fund revenue is generated through sales of ADOT clothing and related merchandise, discount tickets to family entertainment venues, and a Valentine's Day auction.  From FY 2020 through FY 2022 revenue collections averaged \$15,700. FY 2023 revenues are forecasted to be \$15,000 based on the three-year average revenue collections.

## Revenue Schedule

Agency: Department of Transportation

Fund: DT2463 Grant Anticipation Notes Fund

AFIS Code	Category of Receipt and Description	FY 2022	FY 2023	FY 2024
4213	FEDERAL GRANTS - CAPITAL	29,978.0	29,985.3	29,970.3
4901	OPERATING TRANSFERS IN	29,978.0	29,985.3	29,970.3
	<b>Fund Total:</b>	59,956.0	59,970.6	59,940.6

## ADOT REVENUE FORECAST METHODOLOGY

<b>Fund No:</b>	DT2463
<b>Fund Name:</b>	Grant Anticipation Notes Fund
<b>Citation:</b>	A.R.S. § 28-7615
<b>Fund Description:</b>	<p>ADOT issues grant anticipation notes (GANs) to help finance the State Transportation Board's (STB) Five-Year Transportation Facilities Construction Program. GANs are generally issued by the STB for terms of 15 years or less. These notes are secured by a pledge of and repaid from ADOT's future federal aid revenues under certain grant agreements with the Federal Highway Administration (FHWA). The fund receives semi-annual reimbursements from the FHWA for the repayment of outstanding notes. Note proceeds are also deposited into this fund and then used to pay expenditures for approved federal aid projects.</p>

<b>Forecast Methodology: (include key revenue drivers, assumptions, or changes to the fund)</b>
<p>The forecast is based on actual and anticipated grant agreements with the FHWA, anticipated project expenditures and reimbursements, and anticipated interest earnings on invested bond proceeds. Since September FY 2021, no GAN bond proceeds have been invested. Current projections assume no new GAN issuances in FY 2023 or FY 2024.</p>

## Revenue Schedule

Agency: Department of Transportation

Fund: DT2500 IGA and ISA Fund

AFIS Code	Category of Receipt and Description	FY 2022	FY 2023	FY 2024
4161	MOTOR VEHICLE TAX	276.6	276.6	276.6
4232	STATE AND LOCAL GOVT GRANTS - CAPITAL	5.0	5.0	5.0
4346	FLEET MANAGEMENT - MOTOR POOL	45.9	0.0	0.0
4369	OTHER INTER-AGENCY REVENUE	240.1	0.0	0.0
4901	OPERATING TRANSFERS IN	4,838.5	302.2	302.2
Fund Total:		5,406.0	583.8	583.8



## ADOT REVENUE FORECAST METHODOLOGY

<b>Fund No:</b>	DT2500
<b>Fund Name:</b>	IGA and ISA Fund
<b>Citation:</b>	A.R.S. § 35-142
<b>Fund Description:</b>	
<p>This fund consists of financial transactions related to intergovernmental (IGA) and interagency service agreements (ISA).</p> <p>In the past, this fund has received the billing revenue from outside agencies for fuel, repairs, and beginning in FY 2021, ICAP charges. ICAP charges recover administrative and overhead charges from other state agencies for fuel, repair and fleet management services. With the creation of dedicated funds for fleet operations and replacement this fund will no longer be used for this purpose.</p> <p>Agreements that will continue to have activity in FY 2023 and/or FY 2024 include:</p> <ul style="list-style-type: none"> <li>• ADEQ ISA: administration collection, distribution, and reporting of underground storage tank (UST) funds.</li> <li>• DWR ISA: Drywell pilot project funded by the Arizona Department of Water Resources (DWR) with Drought Contingency Plan Groundwater Conservation Grant funds.</li> <li>• CDL Inmate Training: ISA with the Arizona Department of Economic Security (ADES) to establish and operate a program to help inmates in AZ prisons to earn CDLs and employment in highway construction jobs and in other related industries. The program was previously funded by an ISA with the Arizona Office of the Governor using Workforce Innovation and Opportunities Act (WIOA) funding.</li> <li>• Other: other agreements entered into by ADOT with other government entities where funding is received by ADOT for the delivery of goods and/or services.</li> </ul>	
<b>Forecast Methodology: (include key revenue drivers, assumptions, or changes to the fund)</b>	
<p>The passage of Laws 2021, 1<sup>st</sup> Regular Session, Chapter 413 (SB1829) established dedicated funds for fleet operations and replacement funds. As a result, this fund will no longer be used for fleet related activities and reimbursement.</p> <p>IGA and ISA Fund (DT2500) revenues and expenditures are based on projected activity for the agreements listed above.</p>	

## Revenue Schedule

**Agency:** Department of Transportation

**Fund:** DT2609 Motor Vehicle Dealer Enforcement Fund

AFIS Code	Category of Receipt and Description	FY 2022	FY 2023	FY 2024
4519	OTHER FINES OR FORFEITURES OR PENALTIES	90.5	105.2	105.2
<b>Fund Total:</b>		90.5	105.2	105.2

## ADOT REVENUE FORECAST METHODOLOGY

<b>Fund No:</b>	DT2609
<b>Fund Name:</b>	Motor Vehicle Dealer Enforcement Fund
<b>Citation:</b>	A.R.S. § 28-4504
<b>Fund Description:</b>	<p>The Motor Vehicle Dealer Enforcement Fund was established by Laws 2018, 2<sup>nd</sup> Regular Session, Chapter 308 (HB 2510). It consists of civil penalties collected pursuant to A.R.S. § 28-4501 that result from licensed or unlicensed motor vehicle dealer activity. The Arizona Department of Transportation (ADOT) administers the fund and its associated program. The funding is to be provided by legislative appropriations. However, no monies have been appropriated from the fund since it was established. Any monies in the fund exceeding \$250,000 at the end of each fiscal year are deposited into the State Highway Fund (DT2030).</p>

<b>Forecast Methodology: (include key revenue drivers, assumptions, or changes to the fund)</b>
<p>From FY 2020 through FY 2022 revenue collections averaged \$105,200. FY 2023 and FY 2024 revenues are forecasted to be \$105,200 based on the three year average revenue collections.</p>

## Revenue Schedule

Agency: Department of Transportation

Fund: DT2650 Statewide Special Plates Fund

AFIS Code	Category of Receipt and Description	FY 2022	FY 2023	FY 2024
4411	MOTOR VEHICLE LICENSES AND REGISTRATION	5,451.8	5,997.0	6,596.7
4631	TREASURERS INTEREST INCOME	11.3	12.4	13.7
Fund Total:		5,463.1	6,009.4	6,610.4

## ADOT REVENUE FORECAST METHODOLOGY

<b>Fund No:</b>	DT2650
<b>Fund Name:</b>	Statewide Special Plates Fund
<b>Citation:</b>	A.R.S. § 28-2404
<b>Fund Description:</b>	
<p>The Statewide Special Plates Fund receives monies from the sale of 37 different special license plates. Of the \$25 annual fee for the special plate, \$17 is deposited in the fund for disbursement to the specified charity or organization and \$8 is deposited in the State Highway Fund. Revenues are used for the purposes detailed in the establishing statutes of each individual special plate. When the legislature authorizes a new special plate, ADOT will produce the plate in conjunction with an organization that pays the required \$32,000 deposit needed to produce the new design. The fund has multiple sub funds. Each of those sub funds can, and many times do, contain more than just one specialty plate associated with the sub fund.</p>	

<b>Forecast Methodology: (include key revenue drivers, assumptions, or changes to the fund)</b>
<p>The Statewide Special Plates Fund represents a roll up of several different special license plate funds. Projections are based on historical trends and the timing of new organizational plate rollouts. The projected revenue increases are a result of increased consumer participation.</p> <p>The Statewide Special Plates Fund revenue has grown as follows:</p> <ul style="list-style-type: none"><li>• FY 2019 to FY 2020 – 22%</li><li>• FY 2020 to FY 2021 – 17%</li><li>• FY 2021 to FY 2022 – 11%</li></ul> <p>As the rate of growth has begun to slow ADOT is projecting FY 2023 and FY 2024 revenue growth to be 10% annually.</p>

## Revenue Schedule

Agency:	Department of Transportation
---------	------------------------------

Fund:	DT2980 Governor's Emergency Education Relief Fund
-------	---

AFIS Code	Category of Receipt and Description	FY 2022	FY 2023	FY 2024
4911	FEDERAL TRANSFERS IN	(194.0)	0.0	0.0
4915	FEDERAL STIMULUS TRANSFERS IN	0.0	0.0	0.0
Fund Total:		(194.0)	0.0	0.0

## ADOT REVENUE FORECAST METHODOLOGY

<b>Fund No:</b>	DT2980
<b>Fund Name:</b>	Governor's Emergency Education Relief (GEER)
<b>Citation:</b>	
<b>Fund Description:</b>	<p>Congress set aside funding to be allotted to the Education Stabilization Fund through the CARES Act for the Governor's Emergency Education Relief (GEER) Fund. The funding was awarded to States (governor's offices) based on a formula stipulated in the legislation:</p> <ol style="list-style-type: none"><li>1. 60% on the basis of the State's relative population of individuals aged 5 through 24.</li><li>2. 40% on the basis of the State's relative number of children counted under section 1124(c) of the Elementary and Secondary Education Act of 1965 (ESEA).</li></ol> <p>ADOT entered into an Interagency Service Agreement (ISA) with the State of Arizona School Facilities Board. The ISA allocated up to \$40,000,000.00 from the Governor's Emergency Education Relief (GEER) Fund grant through the United States Department of Education award number, S425C200052, and Catalog of Federal Domestic Assistance (CFDA) number of 84.425C, to bridge the digital divide with an investment in infrastructure to expand broadband to rural Arizona. Specifically, fiber capacity along two Interstate routes: I-17 and I-19.</p> <p>ADOT has received ADOT Coronavirus State and Local Fiscal Recovery Funds (DT2985) as an alternative funding source to expand broadband in rural Arizona along I-17 and I-19. As a result, GEER funding will no longer be utilized for this purpose. Refer to DT2985 - ADOT Coronavirus State and Local Fiscal Recovery Fund for additional information.</p>

<b>Forecast Methodology: (include key revenue drivers, assumptions, or changes to the fund)</b>
<p>Initial projections were for revenues and expenditures up to \$40,000,000. An alternative funding source to expand broadband in rural Arizona along I-17 and I-19 recently emerged and the GEER funding will no longer be utilized for this purpose. There is no expected activity in FY 2023 or FY 2024.</p> <p>Refer to DT2985 - ADOT Coronavirus State and Local Fiscal Recovery Fund for additional information.</p>

## Revenue Schedule

**Agency:** Department of Transportation

**Fund:** DT2985 ADOT Coronavirus State and Local Fiscal Recovery Fund

AFIS Code	Category of Receipt and Description	FY 2022	FY 2023	FY 2024
4901	OPERATING TRANSFERS IN	10,000.0	0.0	0.0
4915	FEDERAL STIMULUS TRANSFERS IN	29,064.1	38,328.5	80,707.4
<b>Fund Total:</b>		39,064.1	38,328.5	80,707.4



## ADOT REVENUE FORECAST METHODOLOGY

<b>Fund No:</b>	DT2985
<b>Fund Name:</b>	State Fiscal Recovery Funds (SFRF)
<b>Citation:</b>	
<b>Fund Description:</b>	<p>In June 2021, ADOT entered into an Interagency Service Agreement (ISA) with the Office of the Governor. The ISA allocates up to \$100,000,000 from the Coronavirus State and Local Fiscal Recovery Funds that were authorized as part of the American Rescue Plan Act ("ARPA"). The ISA was amended in June 2022 to a revised amount of \$158,100,000.</p> <p>The objective of the funding and agreement is for ADOT to invest in infrastructure to expand broadband to rural Arizona. Specifically, ADOT plans to increase fiber capacity along two Interstate routes, 17 and 19, in what are best described as "Trunk Lines" that will both decrease costs for high-speed internet through one-time multiple use trenching and provide access to unserved and underserved areas within the State along these Trunk Lines.</p>
<b>Forecast Methodology: (include key revenue drivers, assumptions, or changes to the fund)</b>	<p>ADOT is projecting the funding is expended from FY 2022 through FY 2024 to expand broadband in rural Arizona along I-17 and I-19.</p>

## Revenue Schedule

**Agency:** Department of Transportation

**Fund:** DT3113 Highway User Revenue Fund

AFIS Code	Category of Receipt and Description	FY 2022	FY 2023	FY 2024
4161	MOTOR VEHICLE TAX	264,368.4	268,436.4	284,103.6
4162	MOTOR CARRIER TAX	11,033.8	12,748.6	13,567.4
4165	MOTOR VEHICLE FUEL TAX	356,533.7	389,357.0	394,983.1
4166	UNDERGROUND STORAGE TANK CONTENTS TAX	(537.8)	0.0	0.0
4199	OTHER MISCELLANEOUS TAXES	(2,773.8)	(2,773.8)	(2,773.8)
4319	TITLE CERTIFICATE FEES	5,427.9	5,666.6	5,825.0
4339	OTHER FEES AND CHARGES FOR SERVICES	6,242.4	6,353.9	6,576.6
4411	MOTOR VEHICLE LICENSES AND REGISTRATION	131,013.7	136,787.6	139,623.7
4412	MOTOR VEHICLE DRIVER LICENSES	7,304.6	7,506.0	7,675.9
4413	MOTOR CARRIER TAX LICENSES	0.6	0.1	0.1
4419	OTHER LICENSES	11,118.3	11,946.3	12,312.6
4431	MOTOR VEHICLE PERMITS	3,982.8	4,830.9	4,944.9
4511	COURT ASSESSMENTS	1,407.8	1,550.5	1,849.3
4631	TREASURERS INTEREST INCOME	210.9	380.7	642.8
4645	CREDIT CARD DISCOUNT FEES PAID	(7,568.3)	(7,741.8)	(8,019.0)
4699	MISCELLANEOUS RECEIPTS	46,997.2	24,476.0	29,322.9
4821	PRIOR YEAR REIMBURSEMENT - REFUNDS	0.0	0.0	0.0
4901	OPERATING TRANSFERS IN	35.3	0.0	0.0
<b>Fund Total:</b>		834,797.6	859,525.0	890,635.1

## ADOT REVENUE FORECAST METHODOLOGY

<b>Fund No:</b>	DT3113
<b>Fund Name:</b>	Highway User Revenue Fund
<b>Citation:</b>	A.R.S. § 28-6533
<b>Fund Description:</b>	
<p>Arizona taxes motor fuels and collects a variety of fees and charges relating to the registration and operation of motor vehicles on the public highways for the state. These collections include gasoline and use fuel taxes, motor carrier taxes, vehicle license tax, motor vehicle registration fees, revenues from the recently passed Proposition 207 (Smart and Safe Arizona Act) and other miscellaneous fees. These collections represent the primary source of revenues available to the state for highway construction and improvements and other related expenses. Motor fuel taxes and revenues from gasoline and use taxes, motor carrier taxes, vehicle license tax, motor vehicle registration fees, a distribution from the Smart and Safe Arizona Fund, and other fees are deposited in the Arizona Highway User Revenue Fund (HURF) and are then distributed to cities, towns, counties, and the State Highway Fund. This funding supports the Department of Transportation's administration and costs of engineering, construction and maintenance of state highways and parts of highways forming state routes, and law enforcement on state highways.</p>	

<b>Forecast Methodology: (include key revenue drivers, assumptions, or changes to the fund)</b>
<p>The Highway User Revenue Fund (HURF) is distributed to the State Highway Fund, cities, towns and counties per Arizona state statute. Revenue forecasts for HURF collections incorporate the annual Risk Analysis Process (RAP) revenue forecast update produced each Fall.</p> <p>A detailed explanation of the forecast methodology for the Arizona Department of Transportation (ADOT) can be found on the internet at <a href="http://www.azdot.gov">www.azdot.gov</a>. On the home page, hover over <i>About</i>, click on <i>Financial Management Services</i>, click on <i>Transportation Funding</i>, click on <i>Highway User Revenue Fund</i>, and then click on <i>HURF Forecasting Process and Results SFY 2022-2031</i>. This data can be accessed directly at the URL address:</p> <p><a href="https://apps.azdot.gov/files/FMS/HURF/Forecasting/hurfcstproc2231.pdf">https://apps.azdot.gov/files/FMS/HURF/Forecasting/hurfcstproc2231.pdf</a></p>

## Revenue Schedule

Agency: Department of Transportation

Fund: DT3701 Local Agency Deposits Fund

AFIS Code	Category of Receipt and Description	FY 2022	FY 2023	FY 2024
4211	FEDERAL GRANTS	100,661.2	130,507.5	144,282.7
4213	FEDERAL GRANTS - CAPITAL	(7.1)	0.0	0.0
4232	STATE AND LOCAL GOVT GRANTS - CAPITAL	93.3	0.0	0.0
4236	STATE AND LOCAL GOVERNMENT - OTHER	29,197.5	9,064.2	10,021.0
4631	TREASURERS INTEREST INCOME	84.7	920.0	1,040.0
4699	MISCELLANEOUS RECEIPTS	54.0	0.0	0.0
Fund Total:		130,083.6	140,491.7	155,343.7

## ADOT REVENUE FORECAST METHODOLOGY

<b>Fund No:</b>	DT3701
<b>Fund Name:</b>	Local Agency Deposits Fund
<b>Citation:</b>	A.R.S. § 35-142
<b>Fund Description:</b>	
This fund is classified as a special revenue fund. It receives monies from local agencies for a portion of the cost of local agency-sponsored road construction projects funded with federal aid. Funds received from a local government (i.e. city, town, county, etc.) will be utilized by ADOT to match federal funding or pay for costs related to a roadway or other project that ADOT will administer. ADOT submits for federal reimbursement on behalf of the local agencies.	

<b>Forecast Methodology: (include key revenue drivers, assumptions, or changes to the fund)</b>
The forecast is based on historical trends and represents estimated local agency deposits, project expenditures, and federal reimbursement related to the State Transportation Board's five-year construction project work.

## Revenue Schedule

Agency: Department of Transportation

Fund: DT3737 Rental Tax and Bond Deposit Fund

AFIS Code	Category of Receipt and Description	FY 2022	FY 2023	FY 2024
4119	OTHER SALES TAX	54.5	(518.3)	0.0
4699	MISCELLANEOUS RECEIPTS	(9.0)	0.0	0.0
Fund Total:		45.5	(518.3)	0.0

## ADOT REVENUE FORECAST METHODOLOGY

<b>Fund No:</b>	DT3737
<b>Fund Name:</b>	Rental Tax and Bond Deposit Fund
<b>Citation:</b>	A.R.S. § 28-7094C
<b>Fund Description:</b>	
The Rental Tax and Bond Deposit Fund holds the county property tax portion of rental proceeds from ADOT-owned properties that is forwarded to the appropriate county tax office. It also holds the privilege tax portion of rental proceeds for ADOT's commercial properties that is forwarded to the Arizona Department of Revenue. Any money remaining in a taxpayer's account is returned to the taxpayer.	

<b>Forecast Methodology: (include key revenue drivers, assumptions, or changes to the fund)</b>
The revenue in the Rental Tax and Bond Deposit Fund is from taxes paid to ADOT by entities that lease property along the right-of-way of the highways. Each year the taxes are disbursed to the appropriate county. The disbursement is recorded as negative revenue and the fund does not carry a balance. As a pass through fund, the revenue forecast reflects the remaining cash balance and indicates that all cash is distributed and the true available cash is zero.

## Revenue Schedule

Agency: Department of Transportation

Fund: DT4071 State Fleet Operations Fund

AFIS Code	Category of Receipt and Description	FY 2022	FY 2023	FY 2024
4346	FLEET MANAGEMENT - MOTOR POOL	15,243.5	25,267.1	17,267.1
4369	OTHER INTER-AGENCY REVENUE	513.0	0.0	0.0
4901	OPERATING TRANSFERS IN	0.0	0.0	0.0
Fund Total:		15,756.5	25,267.1	17,267.1



## ADOT REVENUE FORECAST METHODOLOGY

<b>Fund No:</b>	DT4071
<b>Fund Name:</b>	State Fleet Operations Fund
<b>Citation:</b>	A.R.S. § 28-475
<b>Fund Description:</b>	
<p>Laws 2021, 1<sup>st</sup> Regular Session, Chapter 413 (SB1829) transfers the authority to operate state fleet from the Arizona Department of Administration (ADOA) to ADOT. The bill also creates a new State Fleet Operations Fund, consisting of revenues from fees paid by participating agencies, to cover the cost of operating the state fleet and maintaining fleet vehicles.</p> <p>Revenues derived from fees paid by participating agencies include: usage charges (maintenance and repair), direct labor charges for non-participating agencies, Fleet Management Service Charge (FMSC), Global Positioning System (GPS) charges, fuel, fuel card, fleet focus, surplus, indirect cost allocation plan (ICAP) charges, and risk/insurance.</p>	
<b>Forecast Methodology: (include key revenue drivers, assumptions, or changes to the fund)</b>	
<p>Agencies are billed monthly for fleet management, usage, and fuel and those expenses are transferred into the fund as payments are received.</p>	

## Revenue Schedule

**Agency:** Department of Transportation

**Fund:** DT4072 State Fleet Vehicle Replacement Fund

AFIS Code	Category of Receipt and Description	FY 2022	FY 2023	FY 2024
4346	FLEET MANAGEMENT - MOTOR POOL	5,590.3	3,000.0	3,000.0
4369	OTHER INTER-AGENCY REVENUE	250.8	0.0	0.0
4381	SALE OF CAPITAL ASSETS	(51.4)	0.0	0.0
4699	MISCELLANEOUS RECEIPTS	2.6	0.0	0.0
4901	OPERATING TRANSFERS IN	3,870.3	4,381.0	0.0
<b>Fund Total:</b>		9,662.7	7,381.0	3,000.0

## ADOT REVENUE FORECAST METHODOLOGY

<b>Fund No:</b>	DT4072
<b>Fund Name:</b>	State Fleet Replacement Fund
<b>Citation:</b>	A.R.S. § 28-476
<b>Fund Description:</b>	
<p>Laws 2021, 1<sup>st</sup> Regular Session, Chapter 413 (SB1829) transfers the authority to operate the state fleet from the Arizona Department of Administration (ADOA) to ADOT. The bill also creates a new State Vehicle Replacement Fund, consisting of revenues from fees paid by participating agencies, to cover the cost of replacing fleet vehicles. The bill also transfers the remaining balance from the ADOA Motor Vehicle Pool Revolving Fund to the State Fleet Replacement Fund.</p> <p>Revenues are primarily derived from recapitalization fees paid by participating agencies for vehicle replacement. The recapitalization fee is based on the acquisition price of the vehicle plus an inflation adjustment divided by 84 months. Recapitalization rates are charged to participating agencies monthly on a per vehicle basis. At the end of the life of the vehicle the fees collected are intended to fund a vehicle replacement.</p>	

<b>Forecast Methodology: (include key revenue drivers, assumptions, or changes to the fund)</b>
<p>The State Fleet Replacement Fund was established in FY 2022. It is also the first year the new recapitalization fee structure was in place. ADOT FY 2023 revenue estimates are based on the recapitalization fees for vehicles in the state fleet (\$3,000,000) and the transfer of funds for purchasing new vehicles (\$4,381,000).</p>

## Revenue Schedule

Agency: Department of Transportation

Fund: DT5004 State Highway Fund Bonds Debt Service Fund

AFIS Code	Category of Receipt and Description	FY 2022	FY 2023	FY 2024
4631	TREASURERS INTEREST INCOME	234.2	1,491.5	1,469.8
4811	BOND PROCEEDS	289.5	0.0	0.0
4901	OPERATING TRANSFERS IN	139,337.4	135,867.1	137,021.3
	<b>Fund Total:</b>	139,861.2	137,358.6	138,491.1

## ADOT REVENUE FORECAST METHODOLOGY

<b>Fund No:</b>	DT5004
<b>Fund Name:</b>	Highway User Revenue Fund Bond Proceeds & Debt Service Fund
<b>Citation:</b>	A.R.S. § 28-7504
<b>Fund Description:</b>	
<p>This fund is used to administer Highway User Revenue (HURF) bonds and State Transportation Board (STB) funding obligations. Proceeds finance the STB's five year transportation facilities construction program by paying for eligible construction project expenditures. HURF bond obligations are secured by and repaid with HURF revenues via monthly transfers from the State Highway Fund.</p> <p>This fund receives monthly debt service transfers from the State Highway Fund for the repayment of outstanding bonds. This fund also receives interest from the state treasury on invested fund balances. In addition, bond proceeds are deposited into this fund and then used to pay for expenditures on approved projects.</p>	
<b>Forecast Methodology: (include key revenue drivers, assumptions, or changes to the fund)</b>	
<p>The forecast is based on bond repayment schedules and anticipated project expenditures from the proceeds. Current forecasts assume no new bond issuances in FY 2023 or FY 2024.</p>	

## Revenue Schedule

Agency: Department of Transportation

Fund: DT5008 Regional Area Road Fund Debt Service Fund

AFIS Code	Category of Receipt and Description	FY 2022	FY 2023	FY 2024
4631	TREASURERS INTEREST INCOME	319.3	1,723.1	3,024.6
4811	BOND PROCEEDS	225.9	0.0	0.0
4901	OPERATING TRANSFERS IN	143,140.9	141,830.8	140,459.0
	<b>Fund Total:</b>	143,686.1	143,553.9	143,483.6

## ADOT REVENUE FORECAST METHODOLOGY

<b>Fund No:</b>	DT5008
<b>Fund Name:</b>	Regional Area Road Fund (RARF) Debt Service Fund
<b>Citation:</b>	A.R.S. § 28-6303; A.R.S. § 28-7561
<b>Fund Description:</b>	
This fund is used to administer proceeds from excise tax revenue bonds. Proceeds fund various projects in the Maricopa County regional transportation plan freeway program and the principal and interest payments on transportation excise tax revenue bonds. RARF bonds are secured by a pledge of 66.7% of voter-approved transportation excise taxes collected in Maricopa County. The 20-year tax was approved by County voters in 2004 and expires on December 31, 2025.	

<b>Forecast Methodology: (include key revenue drivers, assumptions, or changes to the fund)</b>
The revenue forecast is based on bond repayment schedules and anticipated project expenditures. This fund also receives interest from the state treasury on invested fund balances. The current projection assumes no new bond issuances in FY 2023 or FY 2024.

## Revenue Schedule

Agency: Department of Transportation

Fund: DT9901 State Match Advantage for Rural Transportation (SMART) Fund

AFIS Code	Category of Receipt and Description	FY 2022	FY 2023	FY 2024
4631	TREASURERS INTEREST INCOME	0.0	637.5	908.8
4901	OPERATING TRANSFERS IN	0.0	50,000.0	0.0
Fund Total:		0.0	50,637.5	908.8



## ADOT REVENUE FORECAST METHODOLOGY

<b>Fund No:</b>	DT9901
<b>Fund Name:</b>	State Match Advantage for Rural Transportation
<b>Citation:</b>	A.R.S. § 28-339
<b>Fund Description:</b>	
<p>Revenues from legislative appropriations and used by ADOT to provide grants to assist communities, excluding communities within urbanized areas with a population of more than one million, with the cost associated with applying and securing federal transportation grants.</p> <p>Laws 2022, 2<sup>nd</sup> Regular Session, Chapter 322 (HB2872), Section 3 established the State Match Advantage for Rural Transportation Fund.</p> <p>Monies in the fund are to be used for the following:</p> <ol style="list-style-type: none"> <li>1. To reimburse up to fifty percent of the costs associated with developing and submitting an application for a federal grant</li> <li>2. As a match for a federal grant</li> <li>3. To reimburse design and other engineering services expenditures that meet federal standards for projects eligible for a federal grant</li> </ol> <p>The fund shall be allocated as follows:</p> <ul style="list-style-type: none"> <li>• 20% to counties with a population of one hundred thousand persons or more for uses 2 and 3 above</li> <li>• 20% to counties with a population of less than one hundred thousand persons for uses 1-3 above</li> <li>• 20% to municipalities with a population of ten thousand persons or more for uses 2 and 3 above</li> <li>• 20% to municipalities with a population of less than ten thousand persons for uses 1-3 above</li> <li>• 20% to ADOT for uses for uses 2 and 3 above</li> </ul> <p>Note: There are some exceptions and caveats to the above distributions. The statute should be read in its entirety for complete detail of how funds are to be allocated.</p>	

<b>Forecast Methodology: (include key revenue drivers, assumptions, or changes to the fund)</b>
<p>Laws 2022, 2<sup>nd</sup> Regular Session, Chapter 309 (HB 2858), Section 11 appropriates the sum of \$50,000,000 from the State Highway Fund (DT2030) in FY 2023 to be transferred to the State Match Advantage for Rural Transportation Fund (DT9901).</p> <p>The forecast includes the transfer of \$50,000,000 from the State Highway Fund and interest earned.</p> <p>The AZ SMART Program is effective 9/24/22. The program is currently being developed and the State Transportation Board (STB) is expected to approve an application and guidelines this fall. An application round will be opened as soon as possible but based on the statute, the STB cannot approve awards until after federal Notices of Funding Opportunity (NOFO) have been released, applications have been reviewed to ensure they meet the terms of the NOFO, and the Priority Planning Advisory Committee has developed a recommendation for the STB. Following the STB awards, ADOT must then execute an Intergovernmental Agreement (IGA) with the awardees.</p>

## Sources and Uses of Funds

<b>Agency:</b>	<b>Department of Transportation</b>
<b>Fund:</b>	<b>DT2005 State Aviation Fund</b>

<b>Cash Flow Summary</b>	<b>Actual FY 2022</b>	<b>Estimate FY 2023</b>	<b>Estimate FY 2024</b>
Balance Forward from Prior Year	75,741.8	86,209.7	72,612.8
Revenue (From Revenue Schedule)	28,768.7	53,093.6	35,760.7
Total Available	104,510.5	139,303.3	108,373.5
Total Appropriated Disbursements	12,316.3	66,453.2	69,731.4
Total Non-Appropriated Disbursements	5,984.5	237.3	4,507.3
Balance Forward to Next Year	86,209.7	72,612.8	34,134.8

<b>Appropriated Expenditure</b>	<b>Actual FY 2022</b>	<b>Estimate FY 2023</b>	<b>Estimate FY 2024</b>
<b>Expenditure Categories</b>			
Personal Services	318.4	1,055.5	1,055.5
Employee Related Expenses	112.9	520.8	520.8
Prof. And Outside Services	87.4	0.0	0.0
Travel - In State	1.8	1.0	1.0
Travel - Out of State	1.3	1.0	1.0
Food	0.0	0.0	0.0
Aid to Organizations and Individuals	0.0	0.0	0.0
Other Operating Expenses	1,090.9	585.3	585.3
Equipment	56.4	0.0	0.0
Capital Outlay	0.8	0.0	0.0
Debt Service	0.0	0.0	0.0
Cost Allocation	0.0	0.0	0.0
Transfers	0.0	0.0	0.0
<b>Expenditure Categories Total:</b>	<b>1,669.9</b>	<b>2,163.6</b>	<b>2,163.6</b>
Non-Lapsing Authority from Prior Years	10,331.8	34,207.4	0.0
Administrative Adjustments	251.4	21,914.4	0.0
Capital Projects (Land, Buildings, Improvements)	63.2	8,167.8	67,567.8
Appropriated 27th Pay Roll	0.0	0.0	0.0
Legislative Fund Transfers	0.0	0.0	0.0
IT Project Transfers	0.0	0.0	0.0
<b>Appropriated Expenditure Total:</b>	<b>12,316.3</b>	<b>66,453.2</b>	<b>69,731.4</b>
<b>Appropriated FTE:</b>	<b>14.0</b>	<b>0.0</b>	<b>0.0</b>

<b>Non-Appropriated Expenditure</b>	<b>Actual FY 2022</b>	<b>Estimate FY 2023</b>	<b>Estimate FY 2024</b>
<b>Expenditure Categories</b>			
Personal Services	0.0	0.0	0.0
Employee Related Expenses	0.0	0.0	0.0
Prof. And Outside Services	0.0	0.0	0.0
Travel - In State	0.0	0.0	0.0
Travel - Out of State	0.0	0.0	0.0
Food	0.0	0.0	0.0
Aid to Organizations and Individuals	0.0	0.0	0.0
Other Operating Expenses	0.0	0.0	0.0
Equipment	0.0	0.0	0.0
Capital Outlay	5,984.5	0.0	0.0
Debt Service	0.0	0.0	0.0
Cost Allocation	0.0	0.0	0.0
Transfers	0.0	0.0	0.0
<b>Expenditure Categories Total:</b>	<b>5,984.5</b>	<b>0.0</b>	<b>0.0</b>
Cap Transfer due to Fund Balance	0.0	0.0	0.0
Residual Equity Transfer	0.0	0.0	0.0
Prior Commitments or Obligated Expenditures	0.0	237.3	4,507.3
Non Appropriated 27th Pay Roll	0.0	0.0	0.0
<b>Non-Appropriated Expenditure Total:</b>	<b>5,984.5</b>	<b>237.3</b>	<b>4,507.3</b>
<b>Non-Appropriated FTE:</b>	<b>0.0</b>	<b>0.0</b>	<b>0.0</b>

# Sources and Uses of Funds

Agency: Department of Transportation

Fund Description

OSPB: The primary revenue source consists of flight property, aircraft and fuel taxes. Funds are used for funding operations of the Multimodal Planning Division's Aeronautics Group, the Grand Canyon Airport, and the five-year Airport Development Program.

## Sources and Uses of Funds

<b>Agency:</b>	<b>Department of Transportation</b>
<b>Fund:</b>	<b>DT2029 Regional Area Road Fund - Maricopa County</b>

<b>Cash Flow Summary</b>	<b>Actual FY 2022</b>	<b>Estimate FY 2023</b>	<b>Estimate FY 2024</b>
Balance Forward from Prior Year	518,859.2	663,827.3	543,519.1
Revenue (From Revenue Schedule)	789,109.3	855,284.3	934,919.5
Total Available	1,307,968.5	1,519,111.6	1,478,438.6
Total Appropriated Disbursements	0.0	0.0	0.0
Total Non-Appropriated Disbursements	644,141.2	975,592.5	1,079,501.7
Balance Forward to Next Year	663,827.3	543,519.1	398,936.9

<b>Appropriated Expenditure</b>	<b>Actual FY 2022</b>	<b>Estimate FY 2023</b>	<b>Estimate FY 2024</b>
<b>Expenditure Categories</b>			
Personal Services	0.0	0.0	0.0
Employee Related Expenses	0.0	0.0	0.0
Prof. And Outside Services	0.0	0.0	0.0
Travel - In State	0.0	0.0	0.0
Travel - Out of State	0.0	0.0	0.0
Food	0.0	0.0	0.0
Aid to Organizations and Individuals	0.0	0.0	0.0
Other Operating Expenses	0.0	0.0	0.0
Equipment	0.0	0.0	0.0
Capital Outlay	0.0	0.0	0.0
Debt Service	0.0	0.0	0.0
Cost Allocation	0.0	0.0	0.0
Transfers	0.0	0.0	0.0
<b>Expenditure Categories Total:</b>	<b>0.0</b>	<b>0.0</b>	<b>0.0</b>
Non-Lapsing Authority from Prior Years	0.0	0.0	0.0
Administrative Adjustments	0.0	0.0	0.0
Capital Projects (Land, Buildings, Improvements)	0.0	0.0	0.0
Appropriated 27th Pay Roll	0.0	0.0	0.0
Legislative Fund Transfers	0.0	0.0	0.0
IT Project Transfers	0.0	0.0	0.0
<b>Appropriated Expenditure Total:</b>	<b>0.0</b>	<b>0.0</b>	<b>0.0</b>
<b>Appropriated FTE:</b>	<b>0.0</b>	<b>0.0</b>	<b>0.0</b>

<b>Non-Appropriated Expenditure</b>	<b>Actual FY 2022</b>	<b>Estimate FY 2023</b>	<b>Estimate FY 2024</b>
<b>Expenditure Categories</b>			
Personal Services	0.0	0.0	0.0
Employee Related Expenses	0.0	0.0	0.0
Prof. And Outside Services	0.0	0.0	0.0
Travel - In State	0.0	0.0	0.0
Travel - Out of State	0.0	0.0	0.0
Food	0.0	0.0	0.0
Aid to Organizations and Individuals	0.0	0.0	0.0
Other Operating Expenses	0.0	0.0	0.0
Equipment	0.0	0.0	0.0
Capital Outlay	644,141.2	0.0	0.0
Debt Service	0.0	0.0	0.0
Cost Allocation	0.0	0.0	0.0
Transfers	0.0	0.0	0.0
<b>Expenditure Categories Total:</b>	<b>644,141.2</b>	<b>0.0</b>	<b>0.0</b>
Cap Transfer due to Fund Balance	0.0	0.0	0.0
Residual Equity Transfer	0.0	0.0	0.0
Prior Commitments or Obligated Expenditures	0.0	975,592.5	1,079,501.7
Non Appropriated 27th Pay Roll	0.0	0.0	0.0
<b>Non-Appropriated Expenditure Total:</b>	<b>644,141.2</b>	<b>975,592.5</b>	<b>1,079,501.7</b>
<b>Non-Appropriated FTE:</b>	<b>0.0</b>	<b>0.0</b>	<b>0.0</b>

# Sources and Uses of Funds

Agency: Department of Transportation

Fund Description

OSPB: This fund is a special revenue fund that receives Maricopa County Transportation Excise Tax monies that are used for the construction of certain state highways and arterial streets within Maricopa County.

## Sources and Uses of Funds

<b>Agency:</b>	<b>Department of Transportation</b>
<b>Fund:</b>	<b>DT2030 State Highway Fund</b>

<b>Cash Flow Summary</b>	<b>Actual FY 2022</b>	<b>Estimate FY 2023</b>	<b>Estimate FY 2024</b>
Balance Forward from Prior Year	799,235.1	1,013,477.7	1,799,047.1
Revenue (From Revenue Schedule)	1,281,977.2	2,183,663.8	1,417,386.9
Total Available	2,081,212.3	3,197,141.5	3,216,434.0
Total Appropriated Disbursements	560,956.9	684,314.0	716,528.4
Total Non-Appropriated Disbursements	506,777.7	713,780.4	961,274.7
Balance Forward to Next Year	1,013,477.7	1,799,047.1	1,538,630.9

<b>Appropriated Expenditure</b>	<b>Actual FY 2022</b>	<b>Estimate FY 2023</b>	<b>Estimate FY 2024</b>
<b>Expenditure Categories</b>			
Personal Services	156,622.6	176,004.3	176,982.0
Employee Related Expenses	66,012.1	89,549.5	90,027.7
Prof. And Outside Services	14,203.1	16,883.2	16,883.2
Travel - In State	633.5	840.7	840.7
Travel - Out of State	119.1	152.3	152.3
Food	6.7	4.0	4.0
Aid to Organizations and Individuals	2.1	0.0	0.0
Other Operating Expenses	173,359.3	261,316.8	223,994.4
Equipment	15,869.5	27,242.7	27,738.7
Capital Outlay	71.5	72.1	72.1
Debt Service	0.0	0.0	0.0
Cost Allocation	(55,118.0)	(55,700.0)	(55,700.0)
Transfers	755.7	585.7	585.7
<b>Expenditure Categories Total:</b>	<b>372,537.2</b>	<b>516,951.3</b>	<b>481,580.8</b>
Non-Lapsing Authority from Prior Years	36,564.1	31,174.4	0.0
Administrative Adjustments	8,321.6	1,403.7	0.0
Capital Projects (Land, Buildings, Improvements)	143,534.0	134,784.6	234,947.6
Appropriated 27th Pay Roll	0.0	0.0	0.0
Legislative Fund Transfers	0.0	0.0	0.0
IT Project Transfers	0.0	0.0	0.0
<b>Appropriated Expenditure Total:</b>	<b>560,956.9</b>	<b>684,314.0</b>	<b>716,528.4</b>
<b>Appropriated FTE:</b>	<b>3,307.5</b>	<b>0.0</b>	<b>10.0</b>

<b>Non-Appropriated Expenditure</b>	<b>Actual FY 2022</b>	<b>Estimate FY 2023</b>	<b>Estimate FY 2024</b>
<b>Expenditure Categories</b>			
Personal Services	400.8	538.1	538.1
Employee Related Expenses	153.8	214.4	214.4
Prof. And Outside Services	94.9	86.0	86.0
Travel - In State	0.3	2.0	2.0
Travel - Out of State	0.4	0.0	0.0
Food	0.0	0.0	0.0
Aid to Organizations and Individuals	0.0	0.0	0.0
Other Operating Expenses	7,893.0	6,583.5	6,583.5
Equipment	4.1	0.0	0.0
Capital Outlay	498,230.4	0.0	0.0
Debt Service	0.0	0.0	0.0
Cost Allocation	0.0	0.0	0.0
Transfers	0.0	0.0	0.0
<b>Expenditure Categories Total:</b>	<b>506,777.7</b>	<b>7,424.0</b>	<b>7,424.0</b>
Cap Transfer due to Fund Balance	0.0	0.0	0.0
Residual Equity Transfer	0.0	0.0	0.0
Prior Commitments or Obligated Expenditures	0.0	706,356.4	953,850.7
Non Appropriated 27th Pay Roll	0.0	0.0	0.0
<b>Non-Appropriated Expenditure Total:</b>	<b>506,777.7</b>	<b>713,780.4</b>	<b>961,274.7</b>
<b>Non-Appropriated FTE:</b>	<b>4.0</b>	<b>0.0</b>	<b>0.0</b>

# Sources and Uses of Funds

Agency: Department of Transportation

Fund Description

OSPB: Monies in the fund consist of statutory transfers from the Highway User Revenue Fund. The State Highway Fund supports the Department of Transportation's administration and costs of engineering, construction and maintenance of state highways and parts of highways forming state routes, and law enforcement on state highways.

## Sources and Uses of Funds

<b>Agency:</b>	<b>Department of Transportation</b>
<b>Fund:</b>	<b>DT2031 Arizona Highways Magazine Fund</b>

<b>Cash Flow Summary</b>	<b>Actual FY 2022</b>	<b>Estimate FY 2023</b>	<b>Estimate FY 2024</b>
Balance Forward from Prior Year	4,295.2	4,675.4	4,364.3
Revenue (From Revenue Schedule)	5,192.4	4,983.1	4,983.1
Total Available	9,487.6	9,658.5	9,347.4
Total Appropriated Disbursements	0.0	0.0	0.0
Total Non-Appropriated Disbursements	4,812.2	5,294.2	5,294.2
Balance Forward to Next Year	4,675.4	4,364.3	4,053.2

<b>Appropriated Expenditure</b>	<b>Actual FY 2022</b>	<b>Estimate FY 2023</b>	<b>Estimate FY 2024</b>
<b>Expenditure Categories</b>			
Personal Services	0.0	0.0	0.0
Employee Related Expenses	0.0	0.0	0.0
Prof. And Outside Services	0.0	0.0	0.0
Travel - In State	0.0	0.0	0.0
Travel - Out of State	0.0	0.0	0.0
Food	0.0	0.0	0.0
Aid to Organizations and Individuals	0.0	0.0	0.0
Other Operating Expenses	0.0	0.0	0.0
Equipment	0.0	0.0	0.0
Capital Outlay	0.0	0.0	0.0
Debt Service	0.0	0.0	0.0
Cost Allocation	0.0	0.0	0.0
Transfers	0.0	0.0	0.0
<b>Expenditure Categories Total:</b>	<b>0.0</b>	<b>0.0</b>	<b>0.0</b>
Non-Lapsing Authority from Prior Years	0.0	0.0	0.0
Administrative Adjustments	0.0	0.0	0.0
Capital Projects (Land, Buildings,Improvements)	0.0	0.0	0.0
Appropriated 27th Pay Roll	0.0	0.0	0.0
Legislative Fund Transfers	0.0	0.0	0.0
IT Project Transfers	0.0	0.0	0.0
<b>Appropriated Expenditure Total:</b>	<b>0.0</b>	<b>0.0</b>	<b>0.0</b>
<b>Appropriated FTE:</b>	<b>0.0</b>	<b>0.0</b>	<b>0.0</b>

<b>Non-Appropriated Expenditure</b>	<b>Actual FY 2022</b>	<b>Estimate FY 2023</b>	<b>Estimate FY 2024</b>
<b>Expenditure Categories</b>			
Personal Services	1,149.0	1,287.9	1,287.9
Employee Related Expenses	432.4	489.7	489.7
Prof. And Outside Services	497.7	330.2	330.2
Travel - In State	2.4	3.6	3.6
Travel - Out of State	3.7	15.7	15.7
Food	0.0	0.0	0.0
Aid to Organizations and Individuals	0.0	0.0	0.0
Other Operating Expenses	2,718.4	3,158.0	3,158.0
Equipment	8.6	9.0	9.0
Capital Outlay	0.0	0.0	0.0
Debt Service	0.0	0.0	0.0
Cost Allocation	0.0	0.0	0.0
Transfers	0.0	0.0	0.0
<b>Expenditure Categories Total:</b>	<b>4,812.2</b>	<b>5,294.2</b>	<b>5,294.2</b>
Cap Transfer due to Fund Balance	0.0	0.0	0.0
Residual Equity Transfer	0.0	0.0	0.0
Prior Commitments or Obligated Expenditures	0.0	0.0	0.0
Non Appropriated 27th Pay Roll	0.0	0.0	0.0
<b>Non-Appropriated Expenditure Total:</b>	<b>4,812.2</b>	<b>5,294.2</b>	<b>5,294.2</b>
<b>Non-Appropriated FTE:</b>	<b>16.0</b>	<b>0.0</b>	<b>0.0</b>



# Sources and Uses of Funds

Agency: Department of Transportation

Fund Description

OSPB: Primary revenues consists of receipts generated from sales of the Arizona Highways Magazine. The fund provides for the production and sales of subscriptions, maps, pamphlets, etc.

## Sources and Uses of Funds

**Agency:** Department of Transportation

**Fund:** DT2044 Highway Damage Recovery Account Fund

<b>Cash Flow Summary</b>	<b>Actual FY 2022</b>	<b>Estimate FY 2023</b>	<b>Estimate FY 2024</b>
Balance Forward from Prior Year	234.2	2.5	(2,321.8)
Revenue (From Revenue Schedule)	7,442.2	5,676.3	5,676.3
Total Available	7,676.3	5,678.8	3,354.5
Total Appropriated Disbursements	7,673.8	8,000.6	8,000.6
Total Non-Appropriated Disbursements	0.0	0.0	0.0
Balance Forward to Next Year	2.5	(2,321.8)	(4,646.1)

<b>Appropriated Expenditure</b>	<b>Actual FY 2022</b>	<b>Estimate FY 2023</b>	<b>Estimate FY 2024</b>
<b>Expenditure Categories</b>			
Personal Services	0.0	0.0	0.0
Employee Related Expenses	0.0	0.0	0.0
Prof. And Outside Services	0.0	0.0	0.0
Travel - In State	0.0	0.0	0.0
Travel - Out of State	0.0	0.0	0.0
Food	0.0	0.0	0.0
Aid to Organizations and Individuals	0.0	0.0	0.0
Other Operating Expenses	7,663.7	8,000.6	8,000.6
Equipment	8.3	0.0	0.0
Capital Outlay	0.0	0.0	0.0
Debt Service	0.0	0.0	0.0
Cost Allocation	0.0	0.0	0.0
Transfers	0.0	0.0	0.0
<b>Expenditure Categories Total:</b>	<b>7,672.0</b>	<b>8,000.6</b>	<b>8,000.6</b>
Non-Lapsing Authority from Prior Years	0.0	0.0	0.0
Administrative Adjustments	1.8	0.0	0.0
Capital Projects (Land, Buildings,Improvements)	0.0	0.0	0.0
Appropriated 27th Pay Roll	0.0	0.0	0.0
Legislative Fund Transfers	0.0	0.0	0.0
IT Project Transfers	0.0	0.0	0.0
<b>Appropriated Expenditure Total:</b>	<b>7,673.8</b>	<b>8,000.6</b>	<b>8,000.6</b>
<b>Appropriated FTE:</b>	<b>0.0</b>	<b>0.0</b>	<b>0.0</b>

<b>Non-Appropriated Expenditure</b>	<b>Actual FY 2022</b>	<b>Estimate FY 2023</b>	<b>Estimate FY 2024</b>
<b>Expenditure Categories</b>			
Personal Services	0.0	0.0	0.0
Employee Related Expenses	0.0	0.0	0.0
Prof. And Outside Services	0.0	0.0	0.0
Travel - In State	0.0	0.0	0.0
Travel - Out of State	0.0	0.0	0.0
Food	0.0	0.0	0.0
Aid to Organizations and Individuals	0.0	0.0	0.0
Other Operating Expenses	0.0	0.0	0.0
Equipment	0.0	0.0	0.0
Capital Outlay	0.0	0.0	0.0
Debt Service	0.0	0.0	0.0
Cost Allocation	0.0	0.0	0.0
Transfers	0.0	0.0	0.0
<b>Expenditure Categories Total:</b>	<b>0.0</b>	<b>0.0</b>	<b>0.0</b>
Cap Transfer due to Fund Balance	0.0	0.0	0.0
Residual Equity Transfer	0.0	0.0	0.0
Prior Commitments or Obligated Expenditures	0.0	0.0	0.0
Non Appropriated 27th Pay Roll	0.0	0.0	0.0
<b>Non-Appropriated Expenditure Total:</b>	<b>0.0</b>	<b>0.0</b>	<b>0.0</b>
<b>Non-Appropriated FTE:</b>	<b>0.0</b>	<b>0.0</b>	<b>0.0</b>

**Fund Description**

OSP:

## ADOT NEGATIVE CASH BALANCE EXPLANATION

<b>Fund No:</b>	DT2044
<b>Fund Name:</b>	Highway Damage Recovery Account
<b>Citation:</b>	A.R.S. § 28-6994
<b>Negative Balance Explanation:</b>	
The Highway Damage Recovery Fund forecasts a negative balance in FY 2023 and FY 2024. ADOT is limited by the available cash in the fund and the department will only spend the lessor of the appropriation or available cash. Maintaining the current appropriation level allows the department to reduce the period of deferred maintenance. This is extremely vital for major 3 <sup>rd</sup> party claims.	

## Sources and Uses of Funds

<b>Agency:</b>	<b>Department of Transportation</b>
<b>Fund:</b>	<b>DT2071 Transportation Department Equipment Fund</b>

<b>Cash Flow Summary</b>	<b>Actual FY 2022</b>	<b>Estimate FY 2023</b>	<b>Estimate FY 2024</b>
Balance Forward from Prior Year	2,894.7	665.2	(5,564.2)
Revenue (From Revenue Schedule)	16,439.1	20,881.1	20,881.1
Total Available	19,333.8	21,546.3	15,316.9
Total Appropriated Disbursements	18,668.6	27,110.5	21,110.5
Total Non-Appropriated Disbursements	0.0	0.0	0.0
Balance Forward to Next Year	665.2	(5,564.2)	(5,793.6)

<b>Appropriated Expenditure</b>	<b>Actual FY 2022</b>	<b>Estimate FY 2023</b>	<b>Estimate FY 2024</b>
<b>Expenditure Categories</b>			
Personal Services	9,409.3	10,075.9	10,075.9
Employee Related Expenses	4,069.4	5,043.8	5,043.8
Prof. And Outside Services	237.7	0.0	0.0
Travel - In State	41.6	0.0	0.0
Travel - Out of State	5.8	0.0	0.0
Food	0.0	0.0	0.0
Aid to Organizations and Individuals	0.0	0.0	0.0
Other Operating Expenses	4,266.1	11,990.8	5,990.8
Equipment	137.2	0.0	0.0
Capital Outlay	0.9	0.0	0.0
Debt Service	0.0	0.0	0.0
Cost Allocation	0.0	0.0	0.0
Transfers	0.0	0.0	0.0
<b>Expenditure Categories Total:</b>	<b>18,168.0</b>	<b>27,110.5</b>	<b>21,110.5</b>
Non-Lapsing Authority from Prior Years	0.0	0.0	0.0
Administrative Adjustments	500.6	0.0	0.0
Capital Projects (Land, Buildings, Improvements)	0.0	0.0	0.0
Appropriated 27th Pay Roll	0.0	0.0	0.0
Legislative Fund Transfers	0.0	0.0	0.0
IT Project Transfers	0.0	0.0	0.0
<b>Appropriated Expenditure Total:</b>	<b>18,668.6</b>	<b>27,110.5</b>	<b>21,110.5</b>
<b>Appropriated FTE:</b>	<b>181.0</b>	<b>0.0</b>	<b>0.0</b>

<b>Non-Appropriated Expenditure</b>	<b>Actual FY 2022</b>	<b>Estimate FY 2023</b>	<b>Estimate FY 2024</b>
<b>Expenditure Categories</b>			
Personal Services	0.0	0.0	0.0
Employee Related Expenses	0.0	0.0	0.0
Prof. And Outside Services	0.0	0.0	0.0
Travel - In State	0.0	0.0	0.0
Travel - Out of State	0.0	0.0	0.0
Food	0.0	0.0	0.0
Aid to Organizations and Individuals	0.0	0.0	0.0
Other Operating Expenses	0.0	0.0	0.0
Equipment	0.0	0.0	0.0
Capital Outlay	0.0	0.0	0.0
Debt Service	0.0	0.0	0.0
Cost Allocation	0.0	0.0	0.0
Transfers	0.0	0.0	0.0
<b>Expenditure Categories Total:</b>	<b>0.0</b>	<b>0.0</b>	<b>0.0</b>
Cap Transfer due to Fund Balance	0.0	0.0	0.0
Residual Equity Transfer	0.0	0.0	0.0
Prior Commitments or Obligated Expenditures	0.0	0.0	0.0
Non Appropriated 27th Pay Roll	0.0	0.0	0.0
<b>Non-Appropriated Expenditure Total:</b>	<b>0.0</b>	<b>0.0</b>	<b>0.0</b>
<b>Non-Appropriated FTE:</b>	<b>0.0</b>	<b>0.0</b>	<b>0.0</b>

# Sources and Uses of Funds

Agency: Department of Transportation

Fund Description

OSPB: The fund is primarily funded by charges it collects from the various divisions of the Department of Transportation for renting vehicles and equipment. In turn, the receipts collected are used to maintain and replace the Agency's inventory of automobiles, trucks, heavy equipment, and other field equipment.

## ADOT NEGATIVE CASH BALANCE EXPLANATION

<b>Fund No:</b>	DT2071
<b>Fund Name:</b>	Department Fleet Operations Fund
<b>Citation:</b>	A.R.S. § 28-7006
<b>Negative Balance Explanation:</b>	
<p>The Department Fleet Operations Fund (DT2071) has experienced a balance decline over the past several years. This fund is a revolving fund with rates derived to recover costs. Therefore, the revenue should match expenditures.</p> <p>Rates were raised by 25% in FY 2023 to account for the significant increases in the costs of parts, vendor services, and state salaries. Expenditures were further impacted by the overall age of ADOT's fleet. When not replaced at the end of their lifecycle, the maintenance costs on older vehicles grow exponentially, eventually exceeding the acquisition cost of the vehicle. Revenues were raised, in part, to keep pace with the growing maintenance costs of older vehicles.</p> <p>Due to the extreme volatility in fuel prices, the FY 2023 budget granted ADOT increased one-time appropriation authority of \$6,000,000. However, there was no revenue associated with the expanded authority. ADOT does not have cash to support use of the expanded appropriation authority in FY 2023 and will likely, therefore, revert the authority. ADOT requires fuel for the majority of its operations and cannot reduce fuel usage without detriment to its mission. If fuel prices do not continue to drop, ADOT will seek a supplemental to address this issue.</p> <p>Please see the Decision Package titled "Department Fleet Operations Fund Appropriation" for additional information on the operation of this fund.</p>	

## Sources and Uses of Funds

<b>Agency:</b>	<b>Department of Transportation</b>
<b>Fund:</b>	<b>DT2097 ADOT Federal Programs Fund</b>

<b>Cash Flow Summary</b>	<b>Actual FY 2022</b>	<b>Estimate FY 2023</b>	<b>Estimate FY 2024</b>
Balance Forward from Prior Year	1,547.0	3,927.4	3,927.4
Revenue (From Revenue Schedule)	26,129.0	26,229.6	26,229.6
Total Available	27,676.0	30,157.0	30,157.0
Total Appropriated Disbursements	0.0	0.0	0.0
Total Non-Appropriated Disbursements	23,748.6	26,229.6	26,229.6
Balance Forward to Next Year	3,927.4	3,927.4	3,927.4

<b>Appropriated Expenditure</b>	<b>Actual FY 2022</b>	<b>Estimate FY 2023</b>	<b>Estimate FY 2024</b>
<b>Expenditure Categories</b>			
Personal Services	0.0	0.0	0.0
Employee Related Expenses	0.0	0.0	0.0
Prof. And Outside Services	0.0	0.0	0.0
Travel - In State	0.0	0.0	0.0
Travel - Out of State	0.0	0.0	0.0
Food	0.0	0.0	0.0
Aid to Organizations and Individuals	0.0	0.0	0.0
Other Operating Expenses	0.0	0.0	0.0
Equipment	0.0	0.0	0.0
Capital Outlay	0.0	0.0	0.0
Debt Service	0.0	0.0	0.0
Cost Allocation	0.0	0.0	0.0
Transfers	0.0	0.0	0.0
<b>Expenditure Categories Total:</b>	<b>0.0</b>	<b>0.0</b>	<b>0.0</b>
Non-Lapsing Authority from Prior Years	0.0	0.0	0.0
Administrative Adjustments	0.0	0.0	0.0
Capital Projects (Land, Buildings,Improvements)	0.0	0.0	0.0
Appropriated 27th Pay Roll	0.0	0.0	0.0
Legislative Fund Transfers	0.0	0.0	0.0
IT Project Transfers	0.0	0.0	0.0
<b>Appropriated Expenditure Total:</b>	<b>0.0</b>	<b>0.0</b>	<b>0.0</b>
<b>Appropriated FTE:</b>	<b>0.0</b>	<b>0.0</b>	<b>0.0</b>

<b>Non-Appropriated Expenditure</b>	<b>Actual FY 2022</b>	<b>Estimate FY 2023</b>	<b>Estimate FY 2024</b>
<b>Expenditure Categories</b>			
Personal Services	0.0	0.0	0.0
Employee Related Expenses	0.0	0.0	0.0
Prof. And Outside Services	0.0	0.0	0.0
Travel - In State	0.0	0.0	0.0
Travel - Out of State	0.0	0.0	0.0
Food	0.0	0.0	0.0
Aid to Organizations and Individuals	0.0	0.0	0.0
Other Operating Expenses	0.0	0.0	0.0
Equipment	0.0	0.0	0.0
Capital Outlay	23,748.6	0.0	0.0
Debt Service	0.0	0.0	0.0
Cost Allocation	0.0	0.0	0.0
Transfers	0.0	0.0	0.0
<b>Expenditure Categories Total:</b>	<b>23,748.6</b>	<b>0.0</b>	<b>0.0</b>
Cap Transfer due to Fund Balance	0.0	0.0	0.0
Residual Equity Transfer	0.0	0.0	0.0
Prior Commitments or Obligated Expenditures	0.0	26,229.6	26,229.6
Non Appropriated 27th Pay Roll	0.0	0.0	0.0
<b>Non-Appropriated Expenditure Total:</b>	<b>23,748.6</b>	<b>26,229.6</b>	<b>26,229.6</b>
<b>Non-Appropriated FTE:</b>	<b>9.0</b>	<b>0.0</b>	<b>0.0</b>

# Sources and Uses of Funds

Agency: Department of Transportation

Fund Description

OSPB: Revenues consist of a variety of federal grants that are non-federal aid highway in nature. Grants include: Federal Highway Materials Program, Federal Highway Fatality File and Federal Transit Planning Assistance.



## Sources and Uses of Funds

<b>Agency:</b>	<b>Department of Transportation</b>
<b>Fund:</b>	<b>DT2108 Safety Enforcement and Transportation Infrastructure Fund</b>

<b>Cash Flow Summary</b>	<b>Actual FY 2022</b>	<b>Estimate FY 2023</b>	<b>Estimate FY 2024</b>
Balance Forward from Prior Year	1,540.9	0.0	0.0
Revenue (From Revenue Schedule)	1.7	0.0	0.0
Total Available	1,542.6	0.0	0.0
Total Appropriated Disbursements	1,542.5	0.0	0.0
Total Non-Appropriated Disbursements	0.0	0.0	0.0
Balance Forward to Next Year	0.0	0.0	0.0

<b>Appropriated Expenditure</b>	<b>Actual FY 2022</b>	<b>Estimate FY 2023</b>	<b>Estimate FY 2024</b>
<b>Expenditure Categories</b>			
Personal Services	0.0	0.0	0.0
Employee Related Expenses	0.0	0.0	0.0
Prof. And Outside Services	0.0	0.0	0.0
Travel - In State	0.0	0.0	0.0
Travel - Out of State	0.0	0.0	0.0
Food	0.0	0.0	0.0
Aid to Organizations and Individuals	0.0	0.0	0.0
Other Operating Expenses	0.0	0.0	0.0
Equipment	0.0	0.0	0.0
Capital Outlay	0.0	0.0	0.0
Debt Service	0.0	0.0	0.0
Cost Allocation	0.0	0.0	0.0
Transfers	0.0	0.0	0.0
<b>Expenditure Categories Total:</b>	<b>0.0</b>	<b>0.0</b>	<b>0.0</b>
Non-Lapsing Authority from Prior Years	280.0	0.0	0.0
Administrative Adjustments	3.8	0.0	0.0
Capital Projects (Land, Buildings,Improvements)	0.0	0.0	0.0
Appropriated 27th Pay Roll	0.0	0.0	0.0
Legislative Fund Transfers	1,258.7	0.0	0.0
IT Project Transfers	0.0	0.0	0.0
<b>Appropriated Expenditure Total:</b>	<b>1,542.5</b>	<b>0.0</b>	<b>0.0</b>
<b>Appropriated FTE:</b>	<b>0.0</b>	<b>0.0</b>	<b>0.0</b>

<b>Non-Appropriated Expenditure</b>	<b>Actual FY 2022</b>	<b>Estimate FY 2023</b>	<b>Estimate FY 2024</b>
<b>Expenditure Categories</b>			
Personal Services	0.0	0.0	0.0
Employee Related Expenses	0.0	0.0	0.0
Prof. And Outside Services	0.0	0.0	0.0
Travel - In State	0.0	0.0	0.0
Travel - Out of State	0.0	0.0	0.0
Food	0.0	0.0	0.0
Aid to Organizations and Individuals	0.0	0.0	0.0
Other Operating Expenses	0.0	0.0	0.0
Equipment	0.0	0.0	0.0
Capital Outlay	0.0	0.0	0.0
Debt Service	0.0	0.0	0.0
Cost Allocation	0.0	0.0	0.0
Transfers	0.0	0.0	0.0
<b>Expenditure Categories Total:</b>	<b>0.0</b>	<b>0.0</b>	<b>0.0</b>
Cap Transfer due to Fund Balance	0.0	0.0	0.0
Residual Equity Transfer	0.0	0.0	0.0
Prior Commitments or Obligated Expenditures	0.0	0.0	0.0
Non Appropriated 27th Pay Roll	0.0	0.0	0.0
<b>Non-Appropriated Expenditure Total:</b>	<b>0.0</b>	<b>0.0</b>	<b>0.0</b>
<b>Non-Appropriated FTE:</b>	<b>0.0</b>	<b>0.0</b>	<b>0.0</b>

# Sources and Uses of Funds

Agency: Department of Transportation

Fund Description

OSPB: Consists of various fees assessed at the ports of entry. The funds provide monies for the enforcement of vehicle safety requirements within 25 miles of the Arizona/Mexico border, maintenance of transportation facilities within 25 miles of the border and any improvements to the North American Free Trade Agreement corridor.

## Sources and Uses of Funds

**Agency:** Department of Transportation

**Fund:** DT2150 Abandoned Vehicles Administration Fund

<b>Cash Flow Summary</b>	<b>Actual FY 2022</b>	<b>Estimate FY 2023</b>	<b>Estimate FY 2024</b>
Balance Forward from Prior Year	213.7	312.5	430.3
Revenue (From Revenue Schedule)	1,105.0	1,117.8	1,117.8
Total Available	1,318.7	1,430.3	1,548.1
Total Appropriated Disbursements	0.0	0.0	0.0
Total Non-Appropriated Disbursements	1,006.2	1,000.0	1,000.0
Balance Forward to Next Year	312.5	430.3	548.1

<b>Appropriated Expenditure</b>	<b>Actual FY 2022</b>	<b>Estimate FY 2023</b>	<b>Estimate FY 2024</b>
<b>Expenditure Categories</b>			
Personal Services	0.0	0.0	0.0
Employee Related Expenses	0.0	0.0	0.0
Prof. And Outside Services	0.0	0.0	0.0
Travel - In State	0.0	0.0	0.0
Travel - Out of State	0.0	0.0	0.0
Food	0.0	0.0	0.0
Aid to Organizations and Individuals	0.0	0.0	0.0
Other Operating Expenses	0.0	0.0	0.0
Equipment	0.0	0.0	0.0
Capital Outlay	0.0	0.0	0.0
Debt Service	0.0	0.0	0.0
Cost Allocation	0.0	0.0	0.0
Transfers	0.0	0.0	0.0
<b>Expenditure Categories Total:</b>	<b>0.0</b>	<b>0.0</b>	<b>0.0</b>
Non-Lapsing Authority from Prior Years	0.0	0.0	0.0
Administrative Adjustments	0.0	0.0	0.0
Capital Projects (Land, Buildings,Improvements)	0.0	0.0	0.0
Appropriated 27th Pay Roll	0.0	0.0	0.0
Legislative Fund Transfers	0.0	0.0	0.0
IT Project Transfers	0.0	0.0	0.0
<b>Appropriated Expenditure Total:</b>	<b>0.0</b>	<b>0.0</b>	<b>0.0</b>
<b>Appropriated FTE:</b>	<b>0.0</b>	<b>0.0</b>	<b>0.0</b>

<b>Non-Appropriated Expenditure</b>	<b>Actual FY 2022</b>	<b>Estimate FY 2023</b>	<b>Estimate FY 2024</b>
<b>Expenditure Categories</b>			
Personal Services	0.0	0.0	0.0
Employee Related Expenses	0.0	0.0	0.0
Prof. And Outside Services	0.0	0.0	0.0
Travel - In State	0.0	0.0	0.0
Travel - Out of State	0.0	0.0	0.0
Food	0.0	0.0	0.0
Aid to Organizations and Individuals	0.0	0.0	0.0
Other Operating Expenses	1,006.2	1,000.0	1,000.0
Equipment	0.0	0.0	0.0
Capital Outlay	0.0	0.0	0.0
Debt Service	0.0	0.0	0.0
Cost Allocation	0.0	0.0	0.0
Transfers	0.0	0.0	0.0
<b>Expenditure Categories Total:</b>	<b>1,006.2</b>	<b>1,000.0</b>	<b>1,000.0</b>
Cap Transfer due to Fund Balance	0.0	0.0	0.0
Residual Equity Transfer	0.0	0.0	0.0
Prior Commitments or Obligated Expenditures	0.0	0.0	0.0
Non Appropriated 27th Pay Roll	0.0	0.0	0.0
<b>Non-Appropriated Expenditure Total:</b>	<b>1,006.2</b>	<b>1,000.0</b>	<b>1,000.0</b>
<b>Non-Appropriated FTE:</b>	<b>0.0</b>	<b>0.0</b>	<b>0.0</b>

**Fund Description**

OSPB:

## Sources and Uses of Funds

**Agency:** Department of Transportation

**Fund:** DT2208 Ignition Interlock Device Fund

<b>Cash Flow Summary</b>	<b>Actual FY 2022</b>	<b>Estimate FY 2023</b>	<b>Estimate FY 2024</b>
Balance Forward from Prior Year	92.4	148.0	122.5
Revenue (From Revenue Schedule)	420.0	338.1	338.1
Total Available	512.4	486.1	460.6
Total Appropriated Disbursements	364.4	363.6	363.6
Total Non-Appropriated Disbursements	0.0	0.0	0.0
Balance Forward to Next Year	148.0	122.5	97.0

<b>Appropriated Expenditure</b>	<b>Actual FY 2022</b>	<b>Estimate FY 2023</b>	<b>Estimate FY 2024</b>
<b>Expenditure Categories</b>			
Personal Services	226.4	236.6	236.6
Employee Related Expenses	111.5	125.5	125.5
Prof. And Outside Services	0.0	0.0	0.0
Travel - In State	0.0	0.0	0.0
Travel - Out of State	0.2	0.0	0.0
Food	0.0	0.0	0.0
Aid to Organizations and Individuals	0.0	0.0	0.0
Other Operating Expenses	1.3	1.5	1.5
Equipment	0.0	0.0	0.0
Capital Outlay	0.0	0.0	0.0
Debt Service	0.0	0.0	0.0
Cost Allocation	0.0	0.0	0.0
Transfers	0.0	0.0	0.0
<b>Expenditure Categories Total:</b>	<b>339.4</b>	<b>363.6</b>	<b>363.6</b>
Non-Lapsing Authority from Prior Years	0.0	0.0	0.0
Administrative Adjustments	25.0	0.0	0.0
Capital Projects (Land, Buildings,Improvements)	0.0	0.0	0.0
Appropriated 27th Pay Roll	0.0	0.0	0.0
Legislative Fund Transfers	0.0	0.0	0.0
IT Project Transfers	0.0	0.0	0.0
<b>Appropriated Expenditure Total:</b>	<b>364.4</b>	<b>363.6</b>	<b>363.6</b>
<b>Appropriated FTE:</b>	<b>4.0</b>	<b>0.0</b>	<b>0.0</b>

<b>Non-Appropriated Expenditure</b>	<b>Actual FY 2022</b>	<b>Estimate FY 2023</b>	<b>Estimate FY 2024</b>
<b>Expenditure Categories</b>			
Personal Services	0.0	0.0	0.0
Employee Related Expenses	0.0	0.0	0.0
Prof. And Outside Services	0.0	0.0	0.0
Travel - In State	0.0	0.0	0.0
Travel - Out of State	0.0	0.0	0.0
Food	0.0	0.0	0.0
Aid to Organizations and Individuals	0.0	0.0	0.0
Other Operating Expenses	0.0	0.0	0.0
Equipment	0.0	0.0	0.0
Capital Outlay	0.0	0.0	0.0
Debt Service	0.0	0.0	0.0
Cost Allocation	0.0	0.0	0.0
Transfers	0.0	0.0	0.0
<b>Expenditure Categories Total:</b>	<b>0.0</b>	<b>0.0</b>	<b>0.0</b>
Cap Transfer due to Fund Balance	0.0	0.0	0.0
Residual Equity Transfer	0.0	0.0	0.0
Prior Commitments or Obligated Expenditures	0.0	0.0	0.0
Non Appropriated 27th Pay Roll	0.0	0.0	0.0
<b>Non-Appropriated Expenditure Total:</b>	<b>0.0</b>	<b>0.0</b>	<b>0.0</b>
<b>Non-Appropriated FTE:</b>	<b>0.0</b>	<b>0.0</b>	<b>0.0</b>

**Fund Description**

OSPB:

## Sources and Uses of Funds

<b>Agency:</b>	Department of Transportation
<b>Fund:</b>	DT2226 Air Quality Fund

<b>Cash Flow Summary</b>	Actual FY 2022	Estimate FY 2023	Estimate FY 2024
Balance Forward from Prior Year	157.0	135.5	135.5
Revenue (From Revenue Schedule)	324.5	326.6	326.6
Total Available	481.5	462.1	462.1
Total Appropriated Disbursements	346.0	326.6	326.6
Total Non-Appropriated Disbursements	0.0	0.0	0.0
Balance Forward to Next Year	135.5	135.5	135.5

<b>Appropriated Expenditure</b>	Actual FY 2022	Estimate FY 2023	Estimate FY 2024
<b>Expenditure Categories</b>			
Personal Services	25.9	30.0	30.0
Employee Related Expenses	10.1	14.8	14.8
Prof. And Outside Services	7.9	200.0	200.0
Travel - In State	0.5	1.0	1.0
Travel - Out of State	0.1	0.0	0.0
Food	0.0	0.0	0.0
Aid to Organizations and Individuals	0.0	0.0	0.0
Other Operating Expenses	74.3	80.8	80.8
Equipment	0.0	0.0	0.0
Capital Outlay	0.0	0.0	0.0
Debt Service	0.0	0.0	0.0
Cost Allocation	164.2	0.0	0.0
Transfers	0.0	0.0	0.0
<b>Expenditure Categories Total:</b>	283.0	326.6	326.6
Non-Lapsing Authority from Prior Years	0.0	0.0	0.0
Administrative Adjustments	63.0	0.0	0.0
Capital Projects (Land, Buildings,Improvements)	0.0	0.0	0.0
Appropriated 27th Pay Roll	0.0	0.0	0.0
Legislative Fund Transfers	0.0	0.0	0.0
IT Project Transfers	0.0	0.0	0.0
<b>Appropriated Expenditure Total:</b>	346.0	326.6	326.6
<b>Appropriated FTE:</b>	1.0	0.0	0.0

<b>Non-Appropriated Expenditure</b>	Actual FY 2022	Estimate FY 2023	Estimate FY 2024
<b>Expenditure Categories</b>			
Personal Services	0.0	0.0	0.0
Employee Related Expenses	0.0	0.0	0.0
Prof. And Outside Services	0.0	0.0	0.0
Travel - In State	0.0	0.0	0.0
Travel - Out of State	0.0	0.0	0.0
Food	0.0	0.0	0.0
Aid to Organizations and Individuals	0.0	0.0	0.0
Other Operating Expenses	0.0	0.0	0.0
Equipment	0.0	0.0	0.0
Capital Outlay	0.0	0.0	0.0
Debt Service	0.0	0.0	0.0
Cost Allocation	0.0	0.0	0.0
Transfers	0.0	0.0	0.0
<b>Expenditure Categories Total:</b>	0.0	0.0	0.0
Cap Transfer due to Fund Balance	0.0	0.0	0.0
Residual Equity Transfer	0.0	0.0	0.0
Prior Commitments or Obligated Expenditures	0.0	0.0	0.0
Non Appropriated 27th Pay Roll	0.0	0.0	0.0
<b>Non-Appropriated Expenditure Total:</b>	0.0	0.0	0.0
<b>Non-Appropriated FTE:</b>	0.0	0.0	0.0

# Sources and Uses of Funds

Agency: Department of Transportation

Fund Description

OSPB: Consists of fees collected from vehicle owners when registering a vehicle in the state. The fund is used for air quality research experiments, and supports other air quality initiatives aimed at bringing areas of the state into accord with federal clean air standards.

## Sources and Uses of Funds

<b>Agency:</b>	<b>Department of Transportation</b>
<b>Fund:</b>	<b>DT2244 Economic Strength Project Fund</b>

<b>Cash Flow Summary</b>	<b>Actual FY 2022</b>	<b>Estimate FY 2023</b>	<b>Estimate FY 2024</b>
Balance Forward from Prior Year	3,677.7	3,204.4	3,219.1
Revenue (From Revenue Schedule)	1,016.5	1,014.7	1,014.7
Total Available	4,694.2	4,219.1	4,233.8
Total Appropriated Disbursements	0.0	0.0	0.0
Total Non-Appropriated Disbursements	1,489.8	1,000.0	1,000.0
Balance Forward to Next Year	3,204.4	3,219.1	3,233.8

<b>Appropriated Expenditure</b>	<b>Actual FY 2022</b>	<b>Estimate FY 2023</b>	<b>Estimate FY 2024</b>
<b>Expenditure Categories</b>			
Personal Services	0.0	0.0	0.0
Employee Related Expenses	0.0	0.0	0.0
Prof. And Outside Services	0.0	0.0	0.0
Travel - In State	0.0	0.0	0.0
Travel - Out of State	0.0	0.0	0.0
Food	0.0	0.0	0.0
Aid to Organizations and Individuals	0.0	0.0	0.0
Other Operating Expenses	0.0	0.0	0.0
Equipment	0.0	0.0	0.0
Capital Outlay	0.0	0.0	0.0
Debt Service	0.0	0.0	0.0
Cost Allocation	0.0	0.0	0.0
Transfers	0.0	0.0	0.0
<b>Expenditure Categories Total:</b>	<b>0.0</b>	<b>0.0</b>	<b>0.0</b>
Non-Lapsing Authority from Prior Years	0.0	0.0	0.0
Administrative Adjustments	0.0	0.0	0.0
Capital Projects (Land, Buildings,Improvements)	0.0	0.0	0.0
Appropriated 27th Pay Roll	0.0	0.0	0.0
Legislative Fund Transfers	0.0	0.0	0.0
IT Project Transfers	0.0	0.0	0.0
<b>Appropriated Expenditure Total:</b>	<b>0.0</b>	<b>0.0</b>	<b>0.0</b>
<b>Appropriated FTE:</b>	<b>0.0</b>	<b>0.0</b>	<b>0.0</b>

<b>Non-Appropriated Expenditure</b>	<b>Actual FY 2022</b>	<b>Estimate FY 2023</b>	<b>Estimate FY 2024</b>
<b>Expenditure Categories</b>			
Personal Services	0.0	0.0	0.0
Employee Related Expenses	0.0	0.0	0.0
Prof. And Outside Services	0.0	0.0	0.0
Travel - In State	0.0	0.0	0.0
Travel - Out of State	0.0	0.0	0.0
Food	0.0	0.0	0.0
Aid to Organizations and Individuals	0.0	0.0	0.0
Other Operating Expenses	0.0	0.0	0.0
Equipment	0.0	0.0	0.0
Capital Outlay	1,489.8	1,000.0	1,000.0
Debt Service	0.0	0.0	0.0
Cost Allocation	0.0	0.0	0.0
Transfers	0.0	0.0	0.0
<b>Expenditure Categories Total:</b>	<b>1,489.8</b>	<b>1,000.0</b>	<b>1,000.0</b>
Cap Transfer due to Fund Balance	0.0	0.0	0.0
Residual Equity Transfer	0.0	0.0	0.0
Prior Commitments or Obligated Expenditures	0.0	0.0	0.0
Non Appropriated 27th Pay Roll	0.0	0.0	0.0
<b>Non-Appropriated Expenditure Total:</b>	<b>1,489.8</b>	<b>1,000.0</b>	<b>1,000.0</b>
<b>Non-Appropriated FTE:</b>	<b>0.0</b>	<b>0.0</b>	<b>0.0</b>

# Sources and Uses of Funds

Agency: Department of Transportation

Fund Description

OSPB: Funds are allocated from Highway User Revenue Funds. Provides monies for economic strength highway projects recommended by the Commerce and Economic Development Commission and approved by the State Transportation Board.



## Sources and Uses of Funds

<b>Agency:</b>	<b>Department of Transportation</b>
<b>Fund:</b>	<b>DT2266 Cash Deposits Fund</b>

<b>Cash Flow Summary</b>	<b>Actual FY 2022</b>	<b>Estimate FY 2023</b>	<b>Estimate FY 2024</b>
Balance Forward from Prior Year	1,368.2	1,624.9	0.1
Revenue (From Revenue Schedule)	256.7	(1,624.8)	0.0
Total Available	1,624.9	0.1	0.1
Total Appropriated Disbursements	0.0	0.0	0.0
Total Non-Appropriated Disbursements	0.0	0.0	0.0
Balance Forward to Next Year	1,624.9	0.1	0.1

<b>Appropriated Expenditure</b>	<b>Actual FY 2022</b>	<b>Estimate FY 2023</b>	<b>Estimate FY 2024</b>
<b>Expenditure Categories</b>			
Personal Services	0.0	0.0	0.0
Employee Related Expenses	0.0	0.0	0.0
Prof. And Outside Services	0.0	0.0	0.0
Travel - In State	0.0	0.0	0.0
Travel - Out of State	0.0	0.0	0.0
Food	0.0	0.0	0.0
Aid to Organizations and Individuals	0.0	0.0	0.0
Other Operating Expenses	0.0	0.0	0.0
Equipment	0.0	0.0	0.0
Capital Outlay	0.0	0.0	0.0
Debt Service	0.0	0.0	0.0
Cost Allocation	0.0	0.0	0.0
Transfers	0.0	0.0	0.0
<b>Expenditure Categories Total:</b>	<b>0.0</b>	<b>0.0</b>	<b>0.0</b>
Non-Lapsing Authority from Prior Years	0.0	0.0	0.0
Administrative Adjustments	0.0	0.0	0.0
Capital Projects (Land, Buildings,Improvements)	0.0	0.0	0.0
Appropriated 27th Pay Roll	0.0	0.0	0.0
Legislative Fund Transfers	0.0	0.0	0.0
IT Project Transfers	0.0	0.0	0.0
<b>Appropriated Expenditure Total:</b>	<b>0.0</b>	<b>0.0</b>	<b>0.0</b>
<b>Appropriated FTE:</b>	<b>0.0</b>	<b>0.0</b>	<b>0.0</b>

<b>Non-Appropriated Expenditure</b>	<b>Actual FY 2022</b>	<b>Estimate FY 2023</b>	<b>Estimate FY 2024</b>
<b>Expenditure Categories</b>			
Personal Services	0.0	0.0	0.0
Employee Related Expenses	0.0	0.0	0.0
Prof. And Outside Services	0.0	0.0	0.0
Travel - In State	0.0	0.0	0.0
Travel - Out of State	0.0	0.0	0.0
Food	0.0	0.0	0.0
Aid to Organizations and Individuals	0.0	0.0	0.0
Other Operating Expenses	0.0	0.0	0.0
Equipment	0.0	0.0	0.0
Capital Outlay	0.0	0.0	0.0
Debt Service	0.0	0.0	0.0
Cost Allocation	0.0	0.0	0.0
Transfers	0.0	0.0	0.0
<b>Expenditure Categories Total:</b>	<b>0.0</b>	<b>0.0</b>	<b>0.0</b>
Cap Transfer due to Fund Balance	0.0	0.0	0.0
Residual Equity Transfer	0.0	0.0	0.0
Prior Commitments or Obligated Expenditures	0.0	0.0	0.0
Non Appropriated 27th Pay Roll	0.0	0.0	0.0
<b>Non-Appropriated Expenditure Total:</b>	<b>0.0</b>	<b>0.0</b>	<b>0.0</b>
<b>Non-Appropriated FTE:</b>	<b>0.0</b>	<b>0.0</b>	<b>0.0</b>

# Sources and Uses of Funds

Agency: Department of Transportation

Fund Description

OSPB: This fund receives cash advances, reimbursements and deposits that are used for state park maintenance and rental property repair.

## Sources and Uses of Funds

<b>Agency:</b>	<b>Department of Transportation</b>
<b>Fund:</b>	<b>DT2272 Vehicle Inspection and Certificate of Title Enforcement Fund</b>

<b>Cash Flow Summary</b>	<b>Actual FY 2022</b>	<b>Estimate FY 2023</b>	<b>Estimate FY 2024</b>
Balance Forward from Prior Year	1,260.8	210.3	(159.6)
Revenue (From Revenue Schedule)	1,452.8	1,876.7	1,595.9
Total Available	2,713.6	2,087.0	1,436.3
Total Appropriated Disbursements	2,503.3	2,246.6	1,346.6
Total Non-Appropriated Disbursements	0.0	0.0	0.0
Balance Forward to Next Year	210.3	(159.6)	89.7

<b>Appropriated Expenditure</b>	<b>Actual FY 2022</b>	<b>Estimate FY 2023</b>	<b>Estimate FY 2024</b>
<b>Expenditure Categories</b>			
Personal Services	1,287.8	1,469.3	849.3
Employee Related Expenses	577.0	691.8	411.8
Prof. And Outside Services	0.0	0.0	0.0
Travel - In State	0.9	1.5	1.5
Travel - Out of State	0.5	0.0	0.0
Food	0.0	0.0	0.0
Aid to Organizations and Individuals	0.0	0.0	0.0
Other Operating Expenses	51.4	81.0	81.0
Equipment	6.3	3.0	3.0
Capital Outlay	0.0	0.0	0.0
Debt Service	0.0	0.0	0.0
Cost Allocation	0.0	0.0	0.0
Transfers	0.0	0.0	0.0
<b>Expenditure Categories Total:</b>	<b>1,923.9</b>	<b>2,246.6</b>	<b>1,346.6</b>
Non-Lapsing Authority from Prior Years	0.0	0.0	0.0
Administrative Adjustments	14.0	0.0	0.0
Capital Projects (Land, Buildings,Improvements)	0.0	0.0	0.0
Appropriated 27th Pay Roll	0.0	0.0	0.0
Legislative Fund Transfers	565.4	0.0	0.0
IT Project Transfers	0.0	0.0	0.0
<b>Appropriated Expenditure Total:</b>	<b>2,503.3</b>	<b>2,246.6</b>	<b>1,346.6</b>
<b>Appropriated FTE:</b>	<b>23.0</b>	<b>0.0</b>	<b>0.0</b>

<b>Non-Appropriated Expenditure</b>	<b>Actual FY 2022</b>	<b>Estimate FY 2023</b>	<b>Estimate FY 2024</b>
<b>Expenditure Categories</b>			
Personal Services	0.0	0.0	0.0
Employee Related Expenses	0.0	0.0	0.0
Prof. And Outside Services	0.0	0.0	0.0
Travel - In State	0.0	0.0	0.0
Travel - Out of State	0.0	0.0	0.0
Food	0.0	0.0	0.0
Aid to Organizations and Individuals	0.0	0.0	0.0
Other Operating Expenses	0.0	0.0	0.0
Equipment	0.0	0.0	0.0
Capital Outlay	0.0	0.0	0.0
Debt Service	0.0	0.0	0.0
Cost Allocation	0.0	0.0	0.0
Transfers	0.0	0.0	0.0
<b>Expenditure Categories Total:</b>	<b>0.0</b>	<b>0.0</b>	<b>0.0</b>
Cap Transfer due to Fund Balance	0.0	0.0	0.0
Residual Equity Transfer	0.0	0.0	0.0
Prior Commitments or Obligated Expenditures	0.0	0.0	0.0
Non Appropriated 27th Pay Roll	0.0	0.0	0.0
<b>Non-Appropriated Expenditure Total:</b>	<b>0.0</b>	<b>0.0</b>	<b>0.0</b>
<b>Non-Appropriated FTE:</b>	<b>0.0</b>	<b>0.0</b>	<b>0.0</b>

# Sources and Uses of Funds

Agency: Department of Transportation

Fund Description

OSPB: Revenues in the fund consist of inspections fees. Monies in the fund are used to defray costs of investigations involving certificates of title, licensing fraud, registration enforcement and other related issues.

## ADOT NEGATIVE CASH BALANCE EXPLANATION

<b>Fund No:</b>	DT2272
<b>Fund Name:</b>	Vehicle Inspection & Certificate of Title Enforcement Fund
<b>Citation:</b>	A.R.S. § 28-2012
<b>Negative Balance Explanation:</b>	
<p>During FY 2021 the VIT Fund revenues declined by 37% from \$2,229,000 in FY 2020 to \$1,398,400 in FY 2021. FY 2022 revenues increased only slightly to \$1,452,800 (3.9% increase from FY 2021). The reduced revenue resulted in the FY 2022 appropriation of \$2,094,600 exceeding fund revenues by \$641,800.</p> <p>Due to the sudden revenue decline and uncertainty of the timing of the revenue recovery ADOT will continue to monitor revenue collections and update the forecast as needed. Based on current FY 2023 projected revenue of \$1,876,700 ADOT is forecasting an FY 2023 deficit of \$159,300. ADOT will monitor &amp; manage fund revenues &amp; expenditures in FY 2023 to ensure a negative balance does not occur.</p> <p>Please see the Decision Package titled “Vehicle Inspection &amp; Certificate of Title Enforcement Fund (DT2272) Backfill” for additional information about how ADOT proposes to ensure sufficient cash flow in FY 2024.</p>	

## Sources and Uses of Funds

**Agency:** Department of Transportation

**Fund:** DT2285 Motor Vehicle Liability Insurance Enforcement Fund

<b>Cash Flow Summary</b>	<b>Actual FY 2022</b>	<b>Estimate FY 2023</b>	<b>Estimate FY 2024</b>
Balance Forward from Prior Year	7,113.0	5,606.3	741.2
Revenue (From Revenue Schedule)	532.3	518.5	518.5
Total Available	7,645.3	6,124.8	1,259.7
Total Appropriated Disbursements	2,039.0	5,383.6	1,151.7
Total Non-Appropriated Disbursements	0.0	0.0	0.0
Balance Forward to Next Year	5,606.3	741.2	108.0

<b>Appropriated Expenditure</b>	<b>Actual FY 2022</b>	<b>Estimate FY 2023</b>	<b>Estimate FY 2024</b>
<b>Expenditure Categories</b>			
Personal Services	911.5	1,096.6	546.6
Employee Related Expenses	403.1	594.9	294.9
Prof. And Outside Services	4.6	2,100.0	2,100.0
Travel - In State	1.5	1.4	1.4
Travel - Out of State	0.3	0.0	0.0
Food	0.0	0.0	0.0
Aid to Organizations and Individuals	0.0	0.0	0.0
Other Operating Expenses	414.6	1,240.7	(1,791.2)
Equipment	7.9	0.0	0.0
Capital Outlay	0.0	0.0	0.0
Debt Service	0.0	0.0	0.0
Cost Allocation	0.0	0.0	0.0
Transfers	0.0	350.0	0.0
<b>Expenditure Categories Total:</b>	<b>1,743.5</b>	<b>5,383.6</b>	<b>1,151.7</b>
Non-Lapsing Authority from Prior Years	0.0	0.0	0.0
Administrative Adjustments	47.7	0.0	0.0
Capital Projects (Land, Buildings,Improvements)	0.0	0.0	0.0
Appropriated 27th Pay Roll	0.0	0.0	0.0
Legislative Fund Transfers	247.8	0.0	0.0
IT Project Transfers	0.0	0.0	0.0
<b>Appropriated Expenditure Total:</b>	<b>2,039.0</b>	<b>5,383.6</b>	<b>1,151.7</b>
<b>Appropriated FTE:</b>	<b>24.0</b>	<b>0.0</b>	<b>0.0</b>

<b>Non-Appropriated Expenditure</b>	<b>Actual FY 2022</b>	<b>Estimate FY 2023</b>	<b>Estimate FY 2024</b>
<b>Expenditure Categories</b>			
Personal Services	0.0	0.0	0.0
Employee Related Expenses	0.0	0.0	0.0
Prof. And Outside Services	0.0	0.0	0.0
Travel - In State	0.0	0.0	0.0
Travel - Out of State	0.0	0.0	0.0
Food	0.0	0.0	0.0
Aid to Organizations and Individuals	0.0	0.0	0.0
Other Operating Expenses	0.0	0.0	0.0
Equipment	0.0	0.0	0.0
Capital Outlay	0.0	0.0	0.0
Debt Service	0.0	0.0	0.0
Cost Allocation	0.0	0.0	0.0
Transfers	0.0	0.0	0.0
<b>Expenditure Categories Total:</b>	<b>0.0</b>	<b>0.0</b>	<b>0.0</b>
Cap Transfer due to Fund Balance	0.0	0.0	0.0
Residual Equity Transfer	0.0	0.0	0.0
Prior Commitments or Obligated Expenditures	0.0	0.0	0.0
Non Appropriated 27th Pay Roll	0.0	0.0	0.0
<b>Non-Appropriated Expenditure Total:</b>	<b>0.0</b>	<b>0.0</b>	<b>0.0</b>
<b>Non-Appropriated FTE:</b>	<b>0.0</b>	<b>0.0</b>	<b>0.0</b>

# Sources and Uses of Funds

Agency: Department of Transportation

Fund Description

OSPB: Revenues in the fund consist of penalty fees for reinstatement of a motor vehicle registration. Monies in the fund are used to cover the program statutorily designed to help verify vehicle identity and ownership and enable the Department of Transportation to enforce mandatory motor vehicle liability insurance.

## Sources and Uses of Funds

**Agency:** Department of Transportation

**Fund:** DT2380 Motor Carrier Safety Revolving Fund

<b>Cash Flow Summary</b>	<b>Actual FY 2022</b>	<b>Estimate FY 2023</b>	<b>Estimate FY 2024</b>
Balance Forward from Prior Year	0.5	0.5	0.5
Revenue (From Revenue Schedule)	0.0	0.5	0.5
Total Available	0.5	1.0	1.0
Total Appropriated Disbursements	0.0	0.0	0.0
Total Non-Appropriated Disbursements	0.0	0.5	0.5
Balance Forward to Next Year	0.5	0.5	0.5

<b>Appropriated Expenditure</b>	<b>Actual FY 2022</b>	<b>Estimate FY 2023</b>	<b>Estimate FY 2024</b>
<b>Expenditure Categories</b>			
Personal Services	0.0	0.0	0.0
Employee Related Expenses	0.0	0.0	0.0
Prof. And Outside Services	0.0	0.0	0.0
Travel - In State	0.0	0.0	0.0
Travel - Out of State	0.0	0.0	0.0
Food	0.0	0.0	0.0
Aid to Organizations and Individuals	0.0	0.0	0.0
Other Operating Expenses	0.0	0.0	0.0
Equipment	0.0	0.0	0.0
Capital Outlay	0.0	0.0	0.0
Debt Service	0.0	0.0	0.0
Cost Allocation	0.0	0.0	0.0
Transfers	0.0	0.0	0.0
<b>Expenditure Categories Total:</b>	<b>0.0</b>	<b>0.0</b>	<b>0.0</b>
Non-Lapsing Authority from Prior Years	0.0	0.0	0.0
Administrative Adjustments	0.0	0.0	0.0
Capital Projects (Land, Buildings,Improvements)	0.0	0.0	0.0
Appropriated 27th Pay Roll	0.0	0.0	0.0
Legislative Fund Transfers	0.0	0.0	0.0
IT Project Transfers	0.0	0.0	0.0
<b>Appropriated Expenditure Total:</b>	<b>0.0</b>	<b>0.0</b>	<b>0.0</b>
<b>Appropriated FTE:</b>	<b>0.0</b>	<b>0.0</b>	<b>0.0</b>

<b>Non-Appropriated Expenditure</b>	<b>Actual FY 2022</b>	<b>Estimate FY 2023</b>	<b>Estimate FY 2024</b>
<b>Expenditure Categories</b>			
Personal Services	0.0	0.0	0.0
Employee Related Expenses	0.0	0.0	0.0
Prof. And Outside Services	0.0	0.0	0.0
Travel - In State	0.0	0.0	0.0
Travel - Out of State	0.0	0.0	0.0
Food	0.0	0.0	0.0
Aid to Organizations and Individuals	0.0	0.0	0.0
Other Operating Expenses	0.0	0.0	0.0
Equipment	0.0	0.5	0.5
Capital Outlay	0.0	0.0	0.0
Debt Service	0.0	0.0	0.0
Cost Allocation	0.0	0.0	0.0
Transfers	0.0	0.0	0.0
<b>Expenditure Categories Total:</b>	<b>0.0</b>	<b>0.5</b>	<b>0.5</b>
Cap Transfer due to Fund Balance	0.0	0.0	0.0
Residual Equity Transfer	0.0	0.0	0.0
Prior Commitments or Obligated Expenditures	0.0	0.0	0.0
Non Appropriated 27th Pay Roll	0.0	0.0	0.0
<b>Non-Appropriated Expenditure Total:</b>	<b>0.0</b>	<b>0.5</b>	<b>0.5</b>
<b>Non-Appropriated FTE:</b>	<b>0.0</b>	<b>0.0</b>	<b>0.0</b>



# Sources and Uses of Funds

Agency: Department of Transportation

Fund Description

OSPB: Revenues consist of appropriations and monies received from private grants or donations. Monies in the fund are continuously appropriated to the Department to be used by ADOT, the Attorney General and the Department of Public Safety for motor carrier safety.

## Sources and Uses of Funds

<b>Agency:</b>	Department of Transportation
<b>Fund:</b>	DT2414 Shared Location & Advertisement Agreement Expense

<b>Cash Flow Summary</b>	Actual FY 2022	Estimate FY 2023	Estimate FY 2024
Balance Forward from Prior Year	75.1	75.1	75.1
Revenue (From Revenue Schedule)	0.0	0.0	0.0
Total Available	75.2	75.1	75.1
Total Appropriated Disbursements	0.0	0.0	0.0
Total Non-Appropriated Disbursements	0.1	0.0	0.0
Balance Forward to Next Year	75.1	75.1	75.1

<b>Appropriated Expenditure</b>	Actual FY 2022	Estimate FY 2023	Estimate FY 2024
<b>Expenditure Categories</b>			
Personal Services	0.0	0.0	0.0
Employee Related Expenses	0.0	0.0	0.0
Prof. And Outside Services	0.0	0.0	0.0
Travel - In State	0.0	0.0	0.0
Travel - Out of State	0.0	0.0	0.0
Food	0.0	0.0	0.0
Aid to Organizations and Individuals	0.0	0.0	0.0
Other Operating Expenses	0.0	0.0	0.0
Equipment	0.0	0.0	0.0
Capital Outlay	0.0	0.0	0.0
Debt Service	0.0	0.0	0.0
Cost Allocation	0.0	0.0	0.0
Transfers	0.0	0.0	0.0
<b>Expenditure Categories Total:</b>	0.0	0.0	0.0
Non-Lapsing Authority from Prior Years	0.0	0.0	0.0
Administrative Adjustments	0.0	0.0	0.0
Capital Projects (Land, Buildings,Improvements)	0.0	0.0	0.0
Appropriated 27th Pay Roll	0.0	0.0	0.0
Legislative Fund Transfers	0.0	0.0	0.0
IT Project Transfers	0.0	0.0	0.0
<b>Appropriated Expenditure Total:</b>	0.0	0.0	0.0
<b>Appropriated FTE:</b>	0.0	0.0	0.0

<b>Non-Appropriated Expenditure</b>	Actual FY 2022	Estimate FY 2023	Estimate FY 2024
<b>Expenditure Categories</b>			
Personal Services	0.0	0.0	0.0
Employee Related Expenses	0.0	0.0	0.0
Prof. And Outside Services	0.0	0.0	0.0
Travel - In State	0.0	0.0	0.0
Travel - Out of State	0.0	0.0	0.0
Food	0.0	0.0	0.0
Aid to Organizations and Individuals	0.0	0.0	0.0
Other Operating Expenses	0.1	0.0	0.0
Equipment	0.0	0.0	0.0
Capital Outlay	0.0	0.0	0.0
Debt Service	0.0	0.0	0.0
Cost Allocation	0.0	0.0	0.0
Transfers	0.0	0.0	0.0
<b>Expenditure Categories Total:</b>	0.1	0.0	0.0
Cap Transfer due to Fund Balance	0.0	0.0	0.0
Residual Equity Transfer	0.0	0.0	0.0
Prior Commitments or Obligated Expenditures	0.0	0.0	0.0
Non Appropriated 27th Pay Roll	0.0	0.0	0.0
<b>Non-Appropriated Expenditure Total:</b>	0.1	0.0	0.0
<b>Non-Appropriated FTE:</b>	0.0	0.0	0.0

## Sources and Uses of Funds

Agency: Department of Transportation

### Fund Description

OSPB: Revenues in the fund consist of payments received from public and private entities that have entered into agreements with the Department of Transportation to share locations and/or advertise goods and services that are deemed to be of mutual interest to both parties. Monies deposited in the fund may be used to partially offset the cost incurred by ADOT in providing a location and advertising.

## Sources and Uses of Funds

**Agency:** Department of Transportation

**Fund:** DT2417 Highway Expansion & Extension Loan Program Fund

<b>Cash Flow Summary</b>	<b>Actual FY 2022</b>	<b>Estimate FY 2023</b>	<b>Estimate FY 2024</b>
Balance Forward from Prior Year	1,223.5	3.7	3.8
Revenue (From Revenue Schedule)	1.0	0.1	0.2
Total Available	1,224.5	3.8	4.0
Total Appropriated Disbursements	1,220.8	0.0	0.0
Total Non-Appropriated Disbursements	0.0	0.0	0.0
Balance Forward to Next Year	3.7	3.8	4.0

<b>Appropriated Expenditure</b>	<b>Actual FY 2022</b>	<b>Estimate FY 2023</b>	<b>Estimate FY 2024</b>
<b>Expenditure Categories</b>			
Personal Services	0.0	0.0	0.0
Employee Related Expenses	0.0	0.0	0.0
Prof. And Outside Services	0.0	0.0	0.0
Travel - In State	0.0	0.0	0.0
Travel - Out of State	0.0	0.0	0.0
Food	0.0	0.0	0.0
Aid to Organizations and Individuals	0.0	0.0	0.0
Other Operating Expenses	0.0	0.0	0.0
Equipment	0.0	0.0	0.0
Capital Outlay	0.0	0.0	0.0
Debt Service	0.0	0.0	0.0
Cost Allocation	0.0	0.0	0.0
Transfers	1,220.8	0.0	0.0
<b>Expenditure Categories Total:</b>	<b>1,220.8</b>	<b>0.0</b>	<b>0.0</b>
Non-Lapsing Authority from Prior Years	0.0	0.0	0.0
Administrative Adjustments	0.0	0.0	0.0
Capital Projects (Land, Buildings, Improvements)	0.0	0.0	0.0
Appropriated 27th Pay Roll	0.0	0.0	0.0
Legislative Fund Transfers	0.0	0.0	0.0
IT Project Transfers	0.0	0.0	0.0
<b>Appropriated Expenditure Total:</b>	<b>1,220.8</b>	<b>0.0</b>	<b>0.0</b>
<b>Appropriated FTE:</b>	<b>0.0</b>	<b>0.0</b>	<b>0.0</b>

<b>Non-Appropriated Expenditure</b>	<b>Actual FY 2022</b>	<b>Estimate FY 2023</b>	<b>Estimate FY 2024</b>
<b>Expenditure Categories</b>			
Personal Services	0.0	0.0	0.0
Employee Related Expenses	0.0	0.0	0.0
Prof. And Outside Services	0.0	0.0	0.0
Travel - In State	0.0	0.0	0.0
Travel - Out of State	0.0	0.0	0.0
Food	0.0	0.0	0.0
Aid to Organizations and Individuals	0.0	0.0	0.0
Other Operating Expenses	0.0	0.0	0.0
Equipment	0.0	0.0	0.0
Capital Outlay	0.0	0.0	0.0
Debt Service	0.0	0.0	0.0
Cost Allocation	0.0	0.0	0.0
Transfers	0.0	0.0	0.0
<b>Expenditure Categories Total:</b>	<b>0.0</b>	<b>0.0</b>	<b>0.0</b>
Cap Transfer due to Fund Balance	0.0	0.0	0.0
Residual Equity Transfer	0.0	0.0	0.0
Prior Commitments or Obligated Expenditures	0.0	0.0	0.0
Non Appropriated 27th Pay Roll	0.0	0.0	0.0
<b>Non-Appropriated Expenditure Total:</b>	<b>0.0</b>	<b>0.0</b>	<b>0.0</b>
<b>Non-Appropriated FTE:</b>	<b>0.0</b>	<b>0.0</b>	<b>0.0</b>

## Sources and Uses of Funds

**Agency:** Department of Transportation

### Fund Description

OSPB: Revenues consist of legislative appropriations, federal receipts, loan repayments and interests, and funding obligations issues by the State Transportation Board. The Highway Expansion and Extension Loan Program provides the state and its communities with an innovative financing mechanism to accelerate the funding of road construction projects.

## Sources and Uses of Funds

Agency: Department of Transportation

Fund: DT2422 Driving Under Influence Abatement Fund

Cash Flow Summary	Actual FY 2022	Estimate FY 2023	Estimate FY 2024
Balance Forward from Prior Year	0.0	0.0	0.0
Total Available	0.0	0.0	0.0
Total Appropriated Disbursements	0.0	0.0	0.0
Total Non-Appropriated Disbursements	0.0	0.0	0.0
Balance Forward to Next Year	0.0	0.0	0.0

Appropriated Expenditure	Actual FY 2022	Estimate FY 2023	Estimate FY 2024
<b>Expenditure Categories</b>			
Personal Services	0.0	0.0	0.0
Employee Related Expenses	0.0	0.0	0.0
Prof. And Outside Services	0.0	0.0	0.0
Travel - In State	0.0	0.0	0.0
Travel - Out of State	0.0	0.0	0.0
Food	0.0	0.0	0.0
Aid to Organizations and Individuals	0.0	0.0	0.0
Other Operating Expenses	0.0	0.0	0.0
Equipment	0.0	0.0	0.0
Capital Outlay	0.0	0.0	0.0
Debt Service	0.0	0.0	0.0
Cost Allocation	0.0	0.0	0.0
Transfers	0.0	0.0	0.0
<b>Expenditure Categories Total:</b>	0.0	0.0	0.0
Non-Lapsing Authority from Prior Years	0.0	0.0	0.0
Administrative Adjustments	0.0	0.0	0.0
Capital Projects (Land, Buildings,Improvements)	0.0	0.0	0.0
Appropriated 27th Pay Roll	0.0	0.0	0.0
Legislative Fund Transfers	0.0	0.0	0.0
IT Project Transfers	0.0	0.0	0.0
<b>Appropriated Expenditure Total:</b>	0.0	0.0	0.0
<b>Appropriated FTE:</b>	0.0	0.0	0.0

Non-Appropriated Expenditure	Actual FY 2022	Estimate FY 2023	Estimate FY 2024
<b>Expenditure Categories</b>			
Personal Services	0.0	0.0	0.0
Employee Related Expenses	0.0	0.0	0.0
Prof. And Outside Services	0.0	0.0	0.0
Travel - In State	0.0	0.0	0.0
Travel - Out of State	0.0	0.0	0.0
Food	0.0	0.0	0.0
Aid to Organizations and Individuals	0.0	0.0	0.0
Other Operating Expenses	0.0	0.0	0.0
Equipment	0.0	0.0	0.0
Capital Outlay	0.0	0.0	0.0
Debt Service	0.0	0.0	0.0
Cost Allocation	0.0	0.0	0.0
Transfers	0.0	0.0	0.0
<b>Expenditure Categories Total:</b>	0.0	0.0	0.0
Cap Transfer due to Fund Balance	0.0	0.0	0.0
Residual Equity Transfer	0.0	0.0	0.0
Prior Commitments or Obligated Expenditures	0.0	0.0	0.0
Non Appropriated 27th Pay Roll	0.0	0.0	0.0
<b>Non-Appropriated Expenditure Total:</b>	0.0	0.0	0.0
<b>Non-Appropriated FTE:</b>	0.0	0.0	0.0

### Fund Description

OSP: The fund consists of \$250 fines paid by offenders convicted of extreme or aggravated DUI and are used to fund DUI prevention and enforcement activities.

## Sources and Uses of Funds

<b>Agency:</b>	<b>Department of Transportation</b>
<b>Fund:</b>	<b>DT2449 Employee Recognition Fund</b>

<b>Cash Flow Summary</b>	<b>Actual FY 2022</b>	<b>Estimate FY 2023</b>	<b>Estimate FY 2024</b>
Balance Forward from Prior Year	20.2	27.8	29.8
Revenue (From Revenue Schedule)	15.2	15.0	15.0
Total Available	35.4	42.8	44.8
Total Appropriated Disbursements	0.0	0.0	0.0
Total Non-Appropriated Disbursements	7.6	13.0	13.0
Balance Forward to Next Year	27.8	29.8	31.8

<b>Appropriated Expenditure</b>	<b>Actual FY 2022</b>	<b>Estimate FY 2023</b>	<b>Estimate FY 2024</b>
<b>Expenditure Categories</b>			
Personal Services	0.0	0.0	0.0
Employee Related Expenses	0.0	0.0	0.0
Prof. And Outside Services	0.0	0.0	0.0
Travel - In State	0.0	0.0	0.0
Travel - Out of State	0.0	0.0	0.0
Food	0.0	0.0	0.0
Aid to Organizations and Individuals	0.0	0.0	0.0
Other Operating Expenses	0.0	0.0	0.0
Equipment	0.0	0.0	0.0
Capital Outlay	0.0	0.0	0.0
Debt Service	0.0	0.0	0.0
Cost Allocation	0.0	0.0	0.0
Transfers	0.0	0.0	0.0
<b>Expenditure Categories Total:</b>	<b>0.0</b>	<b>0.0</b>	<b>0.0</b>
Non-Lapsing Authority from Prior Years	0.0	0.0	0.0
Administrative Adjustments	0.0	0.0	0.0
Capital Projects (Land, Buildings,Improvements)	0.0	0.0	0.0
Appropriated 27th Pay Roll	0.0	0.0	0.0
Legislative Fund Transfers	0.0	0.0	0.0
IT Project Transfers	0.0	0.0	0.0
<b>Appropriated Expenditure Total:</b>	<b>0.0</b>	<b>0.0</b>	<b>0.0</b>
<b>Appropriated FTE:</b>	<b>0.0</b>	<b>0.0</b>	<b>0.0</b>

<b>Non-Appropriated Expenditure</b>	<b>Actual FY 2022</b>	<b>Estimate FY 2023</b>	<b>Estimate FY 2024</b>
<b>Expenditure Categories</b>			
Personal Services	0.0	0.0	0.0
Employee Related Expenses	0.0	0.0	0.0
Prof. And Outside Services	0.0	0.0	0.0
Travel - In State	0.0	0.0	0.0
Travel - Out of State	0.0	0.0	0.0
Food	0.0	0.0	0.0
Aid to Organizations and Individuals	0.0	0.0	0.0
Other Operating Expenses	7.6	13.0	13.0
Equipment	0.0	0.0	0.0
Capital Outlay	0.0	0.0	0.0
Debt Service	0.0	0.0	0.0
Cost Allocation	0.0	0.0	0.0
Transfers	0.0	0.0	0.0
<b>Expenditure Categories Total:</b>	<b>7.6</b>	<b>13.0</b>	<b>13.0</b>
Cap Transfer due to Fund Balance	0.0	0.0	0.0
Residual Equity Transfer	0.0	0.0	0.0
Prior Commitments or Obligated Expenditures	0.0	0.0	0.0
Non Appropriated 27th Pay Roll	0.0	0.0	0.0
<b>Non-Appropriated Expenditure Total:</b>	<b>7.6</b>	<b>13.0</b>	<b>13.0</b>
<b>Non-Appropriated FTE:</b>	<b>0.0</b>	<b>0.0</b>	<b>0.0</b>

# Sources and Uses of Funds

Agency: Department of Transportation

Fund Description

OSPB: This fund receives monies through gifts and donations from public and private entities and is used to conduct ADOT's employee recognition programs.



## Sources and Uses of Funds

Agency: Department of Transportation

Fund: DT2463 Grant Anticipation Notes Fund

Cash Flow Summary	Actual FY 2022	Estimate FY 2023	Estimate FY 2024
Balance Forward from Prior Year	3,505.1	3,482.3	2,842.4
Revenue (From Revenue Schedule)	59,956.0	59,970.6	59,940.6
Total Available	63,461.1	63,452.9	62,783.0
Total Appropriated Disbursements	0.0	0.0	0.0
Total Non-Appropriated Disbursements	59,978.8	60,610.5	60,580.5
Balance Forward to Next Year	3,482.3	2,842.4	2,202.5

Appropriated Expenditure	Actual FY 2022	Estimate FY 2023	Estimate FY 2024
<b>Expenditure Categories</b>			
Personal Services	0.0	0.0	0.0
Employee Related Expenses	0.0	0.0	0.0
Prof. And Outside Services	0.0	0.0	0.0
Travel - In State	0.0	0.0	0.0
Travel - Out of State	0.0	0.0	0.0
Food	0.0	0.0	0.0
Aid to Organizations and Individuals	0.0	0.0	0.0
Other Operating Expenses	0.0	0.0	0.0
Equipment	0.0	0.0	0.0
Capital Outlay	0.0	0.0	0.0
Debt Service	0.0	0.0	0.0
Cost Allocation	0.0	0.0	0.0
Transfers	0.0	0.0	0.0
<b>Expenditure Categories Total:</b>	0.0	0.0	0.0
Non-Lapsing Authority from Prior Years	0.0	0.0	0.0
Administrative Adjustments	0.0	0.0	0.0
Capital Projects (Land, Buildings,Improvements)	0.0	0.0	0.0
Appropriated 27th Pay Roll	0.0	0.0	0.0
Legislative Fund Transfers	0.0	0.0	0.0
IT Project Transfers	0.0	0.0	0.0
<b>Appropriated Expenditure Total:</b>	0.0	0.0	0.0
<b>Appropriated FTE:</b>	0.0	0.0	0.0

Non-Appropriated Expenditure	Actual FY 2022	Estimate FY 2023	Estimate FY 2024
<b>Expenditure Categories</b>			
Personal Services	0.0	0.0	0.0
Employee Related Expenses	0.0	0.0	0.0
Prof. And Outside Services	0.0	0.0	0.0
Travel - In State	0.0	0.0	0.0
Travel - Out of State	0.0	0.0	0.0
Food	0.0	0.0	0.0
Aid to Organizations and Individuals	0.0	0.0	0.0
Other Operating Expenses	0.0	0.0	0.0
Equipment	0.0	0.0	0.0
Capital Outlay	59,978.8	0.0	0.0
Debt Service	0.0	0.0	0.0
Cost Allocation	0.0	0.0	0.0
Transfers	0.0	0.0	0.0
<b>Expenditure Categories Total:</b>	59,978.8	0.0	0.0
Cap Transfer due to Fund Balance	0.0	0.0	0.0
Residual Equity Transfer	0.0	0.0	0.0
Prior Commitments or Obligated Expenditures	0.0	60,610.5	60,580.5
Non Appropriated 27th Pay Roll	0.0	0.0	0.0
<b>Non-Appropriated Expenditure Total:</b>	59,978.8	60,610.5	60,580.5
<b>Non-Appropriated FTE:</b>	0.0	0.0	0.0

Sources and Uses of Funds

Agency: Department of Transportation

Fund Description

OSPB: This fund receives revenues from the Federal Highway Administration under various grant agreements and is used for the repayment of Grant Anticipation notes.

## Sources and Uses of Funds

Agency: Department of Transportation

Fund: DT2493 Railroad Corridor Acquisition Fund

### Cash Flow Summary

	Actual FY 2022	Estimate FY 2023	Estimate FY 2024
Balance Forward from Prior Year	0.0	0.0	0.0
Total Available	0.0	0.0	0.0
Total Appropriated Disbursements	0.0	0.0	0.0
Total Non-Appropriated Disbursements	0.0	0.0	0.0
Balance Forward to Next Year	0.0	0.0	0.0

### Appropriated Expenditure

Expenditure Categories	Actual FY 2022	Estimate FY 2023	Estimate FY 2024
Personal Services	0.0	0.0	0.0
Employee Related Expenses	0.0	0.0	0.0
Prof. And Outside Services	0.0	0.0	0.0
Travel - In State	0.0	0.0	0.0
Travel - Out of State	0.0	0.0	0.0
Food	0.0	0.0	0.0
Aid to Organizations and Individuals	0.0	0.0	0.0
Other Operating Expenses	0.0	0.0	0.0
Equipment	0.0	0.0	0.0
Capital Outlay	0.0	0.0	0.0
Debt Service	0.0	0.0	0.0
Cost Allocation	0.0	0.0	0.0
Transfers	0.0	0.0	0.0
<b>Expenditure Categories Total:</b>	0.0	0.0	0.0
Non-Lapsing Authority from Prior Years	0.0	0.0	0.0
Administrative Adjustments	0.0	0.0	0.0
Capital Projects (Land, Buildings,Improvements)	0.0	0.0	0.0
Appropriated 27th Pay Roll	0.0	0.0	0.0
Legislative Fund Transfers	0.0	0.0	0.0
IT Project Transfers	0.0	0.0	0.0
<b>Appropriated Expenditure Total:</b>	0.0	0.0	0.0
<b>Appropriated FTE:</b>	0.0	0.0	0.0

### Non-Appropriated Expenditure

Expenditure Categories	Actual FY 2022	Estimate FY 2023	Estimate FY 2024
Personal Services	0.0	0.0	0.0
Employee Related Expenses	0.0	0.0	0.0
Prof. And Outside Services	0.0	0.0	0.0
Travel - In State	0.0	0.0	0.0
Travel - Out of State	0.0	0.0	0.0
Food	0.0	0.0	0.0
Aid to Organizations and Individuals	0.0	0.0	0.0
Other Operating Expenses	0.0	0.0	0.0
Equipment	0.0	0.0	0.0
Capital Outlay	0.0	0.0	0.0
Debt Service	0.0	0.0	0.0
Cost Allocation	0.0	0.0	0.0
Transfers	0.0	0.0	0.0
<b>Expenditure Categories Total:</b>	0.0	0.0	0.0
Cap Transfer due to Fund Balance	0.0	0.0	0.0
Residual Equity Transfer	0.0	0.0	0.0
Prior Commitments or Obligated Expenditures	0.0	0.0	0.0
Non Appropriated 27th Pay Roll	0.0	0.0	0.0
<b>Non-Appropriated Expenditure Total:</b>	0.0	0.0	0.0
<b>Non-Appropriated FTE:</b>	0.0	0.0	0.0

### Fund Description

OSPB: Fund receives monies from a legislative appropriation and is used to contract studies related to the development of high-speed rail corridors within Arizona.

## Sources and Uses of Funds

**Agency:** Department of Transportation

**Fund:** DT2500 IGA and ISA Fund

<b>Cash Flow Summary</b>	<b>Actual FY 2022</b>	<b>Estimate FY 2023</b>	<b>Estimate FY 2024</b>
Balance Forward from Prior Year	912.1	4,430.1	145.0
Revenue (From Revenue Schedule)	5,406.0	583.8	583.8
Total Available	6,318.1	5,013.9	728.8
Total Appropriated Disbursements	0.0	0.0	0.0
Total Non-Appropriated Disbursements	1,888.0	4,868.9	583.9
Balance Forward to Next Year	4,430.1	145.0	144.9

<b>Appropriated Expenditure</b>	<b>Actual FY 2022</b>	<b>Estimate FY 2023</b>	<b>Estimate FY 2024</b>
<b>Expenditure Categories</b>			
Personal Services	0.0	0.0	0.0
Employee Related Expenses	0.0	0.0	0.0
Prof. And Outside Services	0.0	0.0	0.0
Travel - In State	0.0	0.0	0.0
Travel - Out of State	0.0	0.0	0.0
Food	0.0	0.0	0.0
Aid to Organizations and Individuals	0.0	0.0	0.0
Other Operating Expenses	0.0	0.0	0.0
Equipment	0.0	0.0	0.0
Capital Outlay	0.0	0.0	0.0
Debt Service	0.0	0.0	0.0
Cost Allocation	0.0	0.0	0.0
Transfers	0.0	0.0	0.0
<b>Expenditure Categories Total:</b>	<b>0.0</b>	<b>0.0</b>	<b>0.0</b>
Non-Lapsing Authority from Prior Years	0.0	0.0	0.0
Administrative Adjustments	0.0	0.0	0.0
Capital Projects (Land, Buildings,Improvements)	0.0	0.0	0.0
Appropriated 27th Pay Roll	0.0	0.0	0.0
Legislative Fund Transfers	0.0	0.0	0.0
IT Project Transfers	0.0	0.0	0.0
<b>Appropriated Expenditure Total:</b>	<b>0.0</b>	<b>0.0</b>	<b>0.0</b>
<b>Appropriated FTE:</b>	<b>0.0</b>	<b>0.0</b>	<b>0.0</b>

<b>Non-Appropriated Expenditure</b>	<b>Actual FY 2022</b>	<b>Estimate FY 2023</b>	<b>Estimate FY 2024</b>
<b>Expenditure Categories</b>			
Personal Services	182.2	220.9	220.9
Employee Related Expenses	76.8	106.1	106.1
Prof. And Outside Services	497.1	251.9	251.9
Travel - In State	0.0	0.0	0.0
Travel - Out of State	0.0	0.0	0.0
Food	0.0	0.0	0.0
Aid to Organizations and Individuals	2.9	0.0	0.0
Other Operating Expenses	594.7	5.0	5.0
Equipment	395.4	0.0	0.0
Capital Outlay	38.3	0.0	0.0
Debt Service	0.0	0.0	0.0
Cost Allocation	100.6	0.0	0.0
Transfers	0.0	0.0	0.0
<b>Expenditure Categories Total:</b>	<b>1,888.0</b>	<b>583.9</b>	<b>583.9</b>
Cap Transfer due to Fund Balance	0.0	0.0	0.0
Residual Equity Transfer	0.0	0.0	0.0
Prior Commitments or Obligated Expenditures	0.0	4,285.0	0.0
Non Appropriated 27th Pay Roll	0.0	0.0	0.0
<b>Non-Appropriated Expenditure Total:</b>	<b>1,888.0</b>	<b>4,868.9</b>	<b>583.9</b>
<b>Non-Appropriated FTE:</b>	<b>3.0</b>	<b>0.0</b>	<b>0.0</b>

**Fund Description**

OSPB:

## Sources and Uses of Funds

**Agency:** Department of Transportation

**Fund:** DT2609 Motor Vehicle Dealer Enforcement Fund

<b>Cash Flow Summary</b>	<b>Actual FY 2022</b>	<b>Estimate FY 2023</b>	<b>Estimate FY 2024</b>
Balance Forward from Prior Year	334.0	340.5	250.0
Revenue (From Revenue Schedule)	90.5	105.2	105.2
Total Available	424.5	445.7	355.2
Total Appropriated Disbursements	84.0	0.0	0.0
Total Non-Appropriated Disbursements	0.0	195.7	105.2
Balance Forward to Next Year	340.5	250.0	250.0

### **Appropriated Expenditure**

<b>Expenditure Categories</b>	<b>Actual FY 2022</b>	<b>Estimate FY 2023</b>	<b>Estimate FY 2024</b>
Personal Services	0.0	0.0	0.0
Employee Related Expenses	0.0	0.0	0.0
Prof. And Outside Services	0.0	0.0	0.0
Travel - In State	0.0	0.0	0.0
Travel - Out of State	0.0	0.0	0.0
Food	0.0	0.0	0.0
Aid to Organizations and Individuals	0.0	0.0	0.0
Other Operating Expenses	0.0	0.0	0.0
Equipment	0.0	0.0	0.0
Capital Outlay	0.0	0.0	0.0
Debt Service	0.0	0.0	0.0
Cost Allocation	0.0	0.0	0.0
Transfers	84.0	0.0	0.0
<b>Expenditure Categories Total:</b>	<b>84.0</b>	<b>0.0</b>	<b>0.0</b>
Non-Lapsing Authority from Prior Years	0.0	0.0	0.0
Administrative Adjustments	0.0	0.0	0.0
Capital Projects (Land, Buildings,Improvements)	0.0	0.0	0.0
Appropriated 27th Pay Roll	0.0	0.0	0.0
Legislative Fund Transfers	0.0	0.0	0.0
IT Project Transfers	0.0	0.0	0.0
<b>Appropriated Expenditure Total:</b>	<b>84.0</b>	<b>0.0</b>	<b>0.0</b>
<b>Appropriated FTE:</b>	<b>0.0</b>	<b>0.0</b>	<b>0.0</b>

### **Non-Appropriated Expenditure**

<b>Expenditure Categories</b>	<b>Actual FY 2022</b>	<b>Estimate FY 2023</b>	<b>Estimate FY 2024</b>
Personal Services	0.0	0.0	0.0
Employee Related Expenses	0.0	0.0	0.0
Prof. And Outside Services	0.0	0.0	0.0
Travel - In State	0.0	0.0	0.0
Travel - Out of State	0.0	0.0	0.0
Food	0.0	0.0	0.0
Aid to Organizations and Individuals	0.0	0.0	0.0
Other Operating Expenses	0.0	0.0	0.0
Equipment	0.0	0.0	0.0
Capital Outlay	0.0	0.0	0.0
Debt Service	0.0	0.0	0.0
Cost Allocation	0.0	0.0	0.0
Transfers	0.0	0.0	0.0
<b>Expenditure Categories Total:</b>	<b>0.0</b>	<b>0.0</b>	<b>0.0</b>
Cap Transfer due to Fund Balance	0.0	0.0	0.0
Residual Equity Transfer	0.0	195.7	105.2
Prior Commitments or Obligated Expenditures	0.0	0.0	0.0
Non Appropriated 27th Pay Roll	0.0	0.0	0.0
<b>Non-Appropriated Expenditure Total:</b>	<b>0.0</b>	<b>195.7</b>	<b>105.2</b>
<b>Non-Appropriated FTE:</b>	<b>0.0</b>	<b>0.0</b>	<b>0.0</b>

### **Fund Description**

OSPB:

## Sources and Uses of Funds

**Agency:** Department of Transportation

**Fund:** DT2650 Statewide Special Plates Fund

<b>Cash Flow Summary</b>	<b>Actual FY 2022</b>	<b>Estimate FY 2023</b>	<b>Estimate FY 2024</b>
Balance Forward from Prior Year	2,129.3	2,359.7	2,613.1
Revenue (From Revenue Schedule)	5,463.1	6,009.4	6,610.4
Total Available	7,592.4	8,369.1	9,223.5
Total Appropriated Disbursements	0.0	0.0	0.0
Total Non-Appropriated Disbursements	5,232.7	5,756.0	5,756.0
Balance Forward to Next Year	2,359.7	2,613.1	3,467.5

<b>Appropriated Expenditure</b>	<b>Actual FY 2022</b>	<b>Estimate FY 2023</b>	<b>Estimate FY 2024</b>
<b>Expenditure Categories</b>			
Personal Services	0.0	0.0	0.0
Employee Related Expenses	0.0	0.0	0.0
Prof. And Outside Services	0.0	0.0	0.0
Travel - In State	0.0	0.0	0.0
Travel - Out of State	0.0	0.0	0.0
Food	0.0	0.0	0.0
Aid to Organizations and Individuals	0.0	0.0	0.0
Other Operating Expenses	0.0	0.0	0.0
Equipment	0.0	0.0	0.0
Capital Outlay	0.0	0.0	0.0
Debt Service	0.0	0.0	0.0
Cost Allocation	0.0	0.0	0.0
Transfers	0.0	0.0	0.0
<b>Expenditure Categories Total:</b>	<b>0.0</b>	<b>0.0</b>	<b>0.0</b>
Non-Lapsing Authority from Prior Years	0.0	0.0	0.0
Administrative Adjustments	0.0	0.0	0.0
Capital Projects (Land, Buildings,Improvements)	0.0	0.0	0.0
Appropriated 27th Pay Roll	0.0	0.0	0.0
Legislative Fund Transfers	0.0	0.0	0.0
IT Project Transfers	0.0	0.0	0.0
<b>Appropriated Expenditure Total:</b>	<b>0.0</b>	<b>0.0</b>	<b>0.0</b>
<b>Appropriated FTE:</b>	<b>0.0</b>	<b>0.0</b>	<b>0.0</b>

<b>Non-Appropriated Expenditure</b>	<b>Actual FY 2022</b>	<b>Estimate FY 2023</b>	<b>Estimate FY 2024</b>
<b>Expenditure Categories</b>			
Personal Services	0.0	0.0	0.0
Employee Related Expenses	0.0	0.0	0.0
Prof. And Outside Services	0.0	0.0	0.0
Travel - In State	0.0	0.0	0.0
Travel - Out of State	0.0	0.0	0.0
Food	0.0	0.0	0.0
Aid to Organizations and Individuals	5,232.7	5,756.0	5,756.0
Other Operating Expenses	0.0	0.0	0.0
Equipment	0.0	0.0	0.0
Capital Outlay	0.0	0.0	0.0
Debt Service	0.0	0.0	0.0
Cost Allocation	0.0	0.0	0.0
Transfers	0.0	0.0	0.0
<b>Expenditure Categories Total:</b>	<b>5,232.7</b>	<b>5,756.0</b>	<b>5,756.0</b>
Cap Transfer due to Fund Balance	0.0	0.0	0.0
Residual Equity Transfer	0.0	0.0	0.0
Prior Commitments or Obligated Expenditures	0.0	0.0	0.0
Non Appropriated 27th Pay Roll	0.0	0.0	0.0
<b>Non-Appropriated Expenditure Total:</b>	<b>5,232.7</b>	<b>5,756.0</b>	<b>5,756.0</b>
<b>Non-Appropriated FTE:</b>	<b>0.0</b>	<b>0.0</b>	<b>0.0</b>

**Fund Description**

OSPB:

## Sources and Uses of Funds

Agency: Department of Transportation

Fund: DT2975 Title VI - Coronavirus Relief Fund

Cash Flow Summary	Actual FY 2022	Estimate FY 2023	Estimate FY 2024
Balance Forward from Prior Year	0.0	0.0	0.0
Total Available	0.0	0.0	0.0
Total Appropriated Disbursements	0.0	0.0	0.0
Total Non-Appropriated Disbursements	0.0	0.0	0.0
Balance Forward to Next Year	0.0	0.0	0.0

Appropriated Expenditure	Actual FY 2022	Estimate FY 2023	Estimate FY 2024
<b>Expenditure Categories</b>			
Personal Services	0.0	0.0	0.0
Employee Related Expenses	0.0	0.0	0.0
Prof. And Outside Services	0.0	0.0	0.0
Travel - In State	0.0	0.0	0.0
Travel - Out of State	0.0	0.0	0.0
Food	0.0	0.0	0.0
Aid to Organizations and Individuals	0.0	0.0	0.0
Other Operating Expenses	0.0	0.0	0.0
Equipment	0.0	0.0	0.0
Capital Outlay	0.0	0.0	0.0
Debt Service	0.0	0.0	0.0
Cost Allocation	0.0	0.0	0.0
Transfers	0.0	0.0	0.0
<b>Expenditure Categories Total:</b>	0.0	0.0	0.0
Non-Lapsing Authority from Prior Years	0.0	0.0	0.0
Administrative Adjustments	0.0	0.0	0.0
Capital Projects (Land, Buildings,Improvements)	0.0	0.0	0.0
Appropriated 27th Pay Roll	0.0	0.0	0.0
Legislative Fund Transfers	0.0	0.0	0.0
IT Project Transfers	0.0	0.0	0.0
<b>Appropriated Expenditure Total:</b>	0.0	0.0	0.0
<b>Appropriated FTE:</b>	0.0	0.0	0.0

Non-Appropriated Expenditure	Actual FY 2022	Estimate FY 2023	Estimate FY 2024
<b>Expenditure Categories</b>			
Personal Services	0.0	0.0	0.0
Employee Related Expenses	0.0	0.0	0.0
Prof. And Outside Services	0.0	0.0	0.0
Travel - In State	0.0	0.0	0.0
Travel - Out of State	0.0	0.0	0.0
Food	0.0	0.0	0.0
Aid to Organizations and Individuals	0.0	0.0	0.0
Other Operating Expenses	0.0	0.0	0.0
Equipment	0.0	0.0	0.0
Capital Outlay	0.0	0.0	0.0
Debt Service	0.0	0.0	0.0
Cost Allocation	0.0	0.0	0.0
Transfers	0.0	0.0	0.0
<b>Expenditure Categories Total:</b>	0.0	0.0	0.0
Cap Transfer due to Fund Balance	0.0	0.0	0.0
Residual Equity Transfer	0.0	0.0	0.0
Prior Commitments or Obligated Expenditures	0.0	0.0	0.0
Non Appropriated 27th Pay Roll	0.0	0.0	0.0
<b>Non-Appropriated Expenditure Total:</b>	0.0	0.0	0.0
<b>Non-Appropriated FTE:</b>	0.0	0.0	0.0

Fund Description

OSPB:

## Sources and Uses of Funds

**Agency:** Department of Transportation

**Fund:** DT2980 Governor's Emergency Education Relief Fund

<b>Cash Flow Summary</b>	<b>Actual FY 2022</b>	<b>Estimate FY 2023</b>	<b>Estimate FY 2024</b>
Balance Forward from Prior Year	(186.3)	0.2	0.2
Revenue (From Revenue Schedule)	(194.0)	0.0	0.0
Total Available	(380.3)	0.2	0.2
Total Appropriated Disbursements	0.0	0.0	0.0
Total Non-Appropriated Disbursements	(380.5)	0.0	0.0
Balance Forward to Next Year	0.2	0.2	0.2

### **Appropriated Expenditure**

<b>Expenditure Categories</b>	<b>Actual FY 2022</b>	<b>Estimate FY 2023</b>	<b>Estimate FY 2024</b>
Personal Services	0.0	0.0	0.0
Employee Related Expenses	0.0	0.0	0.0
Prof. And Outside Services	0.0	0.0	0.0
Travel - In State	0.0	0.0	0.0
Travel - Out of State	0.0	0.0	0.0
Food	0.0	0.0	0.0
Aid to Organizations and Individuals	0.0	0.0	0.0
Other Operating Expenses	0.0	0.0	0.0
Equipment	0.0	0.0	0.0
Capital Outlay	0.0	0.0	0.0
Debt Service	0.0	0.0	0.0
Cost Allocation	0.0	0.0	0.0
Transfers	0.0	0.0	0.0
<b>Expenditure Categories Total:</b>	<b>0.0</b>	<b>0.0</b>	<b>0.0</b>
Non-Lapsing Authority from Prior Years	0.0	0.0	0.0
Administrative Adjustments	0.0	0.0	0.0
Capital Projects (Land, Buildings,Improvements)	0.0	0.0	0.0
Appropriated 27th Pay Roll	0.0	0.0	0.0
Legislative Fund Transfers	0.0	0.0	0.0
IT Project Transfers	0.0	0.0	0.0
<b>Appropriated Expenditure Total:</b>	<b>0.0</b>	<b>0.0</b>	<b>0.0</b>
<b>Appropriated FTE:</b>	<b>0.0</b>	<b>0.0</b>	<b>0.0</b>

### **Non-Appropriated Expenditure**

<b>Expenditure Categories</b>	<b>Actual FY 2022</b>	<b>Estimate FY 2023</b>	<b>Estimate FY 2024</b>
Personal Services	(24.5)	0.0	0.0
Employee Related Expenses	(8.5)	0.0	0.0
Prof. And Outside Services	(277.4)	0.0	0.0
Travel - In State	0.0	0.0	0.0
Travel - Out of State	0.0	0.0	0.0
Food	0.0	0.0	0.0
Aid to Organizations and Individuals	0.0	0.0	0.0
Other Operating Expenses	0.0	0.0	0.0
Equipment	0.0	0.0	0.0
Capital Outlay	(10.0)	0.0	0.0
Debt Service	0.0	0.0	0.0
Cost Allocation	(60.1)	0.0	0.0
Transfers	0.0	0.0	0.0
<b>Expenditure Categories Total:</b>	<b>(380.5)</b>	<b>0.0</b>	<b>0.0</b>
Cap Transfer due to Fund Balance	0.0	0.0	0.0
Residual Equity Transfer	0.0	0.0	0.0
Prior Commitments or Obligated Expenditures	0.0	0.0	0.0
Non Appropriated 27th Pay Roll	0.0	0.0	0.0
<b>Non-Appropriated Expenditure Total:</b>	<b>(380.5)</b>	<b>0.0</b>	<b>0.0</b>
<b>Non-Appropriated FTE:</b>	<b>0.0</b>	<b>0.0</b>	<b>0.0</b>

### **Fund Description**

OSPB:



## ADOT NEGATIVE CASH BALANCE EXPLANATION

<b>Fund No:</b>	DT2980
<b>Fund Name:</b>	Governor's Emergency Education Relief (GEER)
<b>Citation:</b>	
<b>Negative Balance Explanation:</b>	
<p>The Governor's Emergency Education Relief (GEER) Fund had a negative FY 2021 ending fund balance of \$186,300.</p> <p>Congress set aside funding to be allotted to the Education Stabilization Fund through the CARES Act for the GEER Fund. ADOT entered into an Interagency Service Agreement (ISA) with the State of Arizona School Facilities Board. The ISA allocated up to \$40,000,000 from the Governor's Emergency Education Relief (GEER) Fund grant through the United States Department of Education award number, S425C200052, and Catalog of Federal Domestic Assistance (CFDA) number of 84.425C, to bridge the digital divide with an investment in infrastructure to expand broadband to rural Arizona. Specifically, fiber capacity along two Interstate routes: I-17 and I-19.</p> <p>ADOT received ADOT Coronavirus State and Local Fiscal Recovery Funds (DT2985) as an alternative funding source to GEER to expand broadband in rural Arizona along I-17 and I-19. As a result, GEER funding will no longer be utilized for this purpose.</p> <p>The negative FY 2021 fund balance was the result of timing of expenditures and reimbursements caused, in part, by the switch to the Coronavirus State and Local Fiscal Recovery Funds. FY 2022 activity reflects expenditure reconciliation activity to move appropriate expenditures to the ADOT Coronavirus and Local Fiscal Recovery Fund (DT2985).</p>	

## Sources and Uses of Funds

<b>Agency:</b>	<b>Department of Transportation</b>
<b>Fund:</b>	<b>DT2985 ADOT Coronavirus State and Local Fiscal Recovery Fund</b>

<b>Cash Flow Summary</b>	<b>Actual FY 2022</b>	<b>Estimate FY 2023</b>	<b>Estimate FY 2024</b>
Balance Forward from Prior Year	0.0	3,424.6	10,000.3
Revenue (From Revenue Schedule)	39,064.1	38,328.5	80,707.4
Total Available	39,064.1	41,753.1	90,707.7
Total Appropriated Disbursements	0.0	0.0	0.0
Total Non-Appropriated Disbursements	35,639.5	31,752.8	90,707.4
Balance Forward to Next Year	3,424.6	10,000.3	0.3

<b>Appropriated Expenditure</b>	<b>Actual FY 2022</b>	<b>Estimate FY 2023</b>	<b>Estimate FY 2024</b>
<b>Expenditure Categories</b>			
Personal Services	0.0	0.0	0.0
Employee Related Expenses	0.0	0.0	0.0
Prof. And Outside Services	0.0	0.0	0.0
Travel - In State	0.0	0.0	0.0
Travel - Out of State	0.0	0.0	0.0
Food	0.0	0.0	0.0
Aid to Organizations and Individuals	0.0	0.0	0.0
Other Operating Expenses	0.0	0.0	0.0
Equipment	0.0	0.0	0.0
Capital Outlay	0.0	0.0	0.0
Debt Service	0.0	0.0	0.0
Cost Allocation	0.0	0.0	0.0
Transfers	0.0	0.0	0.0
<b>Expenditure Categories Total:</b>	<b>0.0</b>	<b>0.0</b>	<b>0.0</b>
Non-Lapsing Authority from Prior Years	0.0	0.0	0.0
Administrative Adjustments	0.0	0.0	0.0
Capital Projects (Land, Buildings,Improvements)	0.0	0.0	0.0
Appropriated 27th Pay Roll	0.0	0.0	0.0
Legislative Fund Transfers	0.0	0.0	0.0
IT Project Transfers	0.0	0.0	0.0
<b>Appropriated Expenditure Total:</b>	<b>0.0</b>	<b>0.0</b>	<b>0.0</b>
<b>Appropriated FTE:</b>	<b>0.0</b>	<b>0.0</b>	<b>0.0</b>

<b>Non-Appropriated Expenditure</b>	<b>Actual FY 2022</b>	<b>Estimate FY 2023</b>	<b>Estimate FY 2024</b>
<b>Expenditure Categories</b>			
Personal Services	1,203.5	0.0	0.0
Employee Related Expenses	243.2	0.0	0.0
Prof. And Outside Services	1,886.7	0.0	0.0
Travel - In State	1.4	0.0	0.0
Travel - Out of State	0.0	0.0	0.0
Food	0.0	0.0	0.0
Aid to Organizations and Individuals	0.0	0.0	0.0
Other Operating Expenses	12.5	0.0	0.0
Equipment	323.7	0.0	0.0
Capital Outlay	28,753.5	0.0	0.0
Debt Service	0.0	0.0	0.0
Cost Allocation	3,215.0	0.0	0.0
Transfers	0.0	0.0	0.0
<b>Expenditure Categories Total:</b>	<b>35,639.5</b>	<b>0.0</b>	<b>0.0</b>
Cap Transfer due to Fund Balance	0.0	0.0	0.0
Residual Equity Transfer	0.0	0.0	0.0
Prior Commitments or Obligated Expenditures	0.0	31,752.8	90,707.4
Non Appropriated 27th Pay Roll	0.0	0.0	0.0
<b>Non-Appropriated Expenditure Total:</b>	<b>35,639.5</b>	<b>31,752.8</b>	<b>90,707.4</b>
<b>Non-Appropriated FTE:</b>	<b>0.0</b>	<b>0.0</b>	<b>0.0</b>

### **Fund Description**

OSPB:

## Sources and Uses of Funds

<b>Agency:</b>	Department of Transportation
<b>Fund:</b>	DT3113 Highway User Revenue Fund

<b>Cash Flow Summary</b>	Actual FY 2022	Estimate FY 2023	Estimate FY 2024
Balance Forward from Prior Year	150,947.5	146,608.4	146,299.8
Revenue (From Revenue Schedule)	834,797.6	859,525.0	890,635.1
Total Available	985,745.1	1,006,133.4	1,036,934.9
Total Appropriated Disbursements	678.6	906.5	906.5
Total Non-Appropriated Disbursements	838,458.1	858,927.1	889,740.8
Balance Forward to Next Year	146,608.4	146,299.8	146,287.6

<b>Appropriated Expenditure</b>	Actual FY 2022	Estimate FY 2023	Estimate FY 2024
<b>Expenditure Categories</b>			
Personal Services	367.8	430.6	430.6
Employee Related Expenses	157.6	370.7	370.7
Prof. And Outside Services	0.0	16.0	16.0
Travel - In State	0.2	1.5	1.5
Travel - Out of State	0.0	0.0	0.0
Food	0.0	0.0	0.0
Aid to Organizations and Individuals	0.0	0.0	0.0
Other Operating Expenses	138.6	87.7	87.7
Equipment	0.0	0.0	0.0
Capital Outlay	0.0	0.0	0.0
Debt Service	0.0	0.0	0.0
Cost Allocation	0.0	0.0	0.0
Transfers	0.0	0.0	0.0
<b>Expenditure Categories Total:</b>	664.2	906.5	906.5
Non-Lapsing Authority from Prior Years	0.0	0.0	0.0
Administrative Adjustments	14.4	0.0	0.0
Capital Projects (Land, Buildings,Improvements)	0.0	0.0	0.0
Appropriated 27th Pay Roll	0.0	0.0	0.0
Legislative Fund Transfers	0.0	0.0	0.0
IT Project Transfers	0.0	0.0	0.0
<b>Appropriated Expenditure Total:</b>	678.6	906.5	906.5
<b>Appropriated FTE:</b>	7.0	0.0	0.0

<b>Non-Appropriated Expenditure</b>	Actual FY 2022	Estimate FY 2023	Estimate FY 2024
<b>Expenditure Categories</b>			
Personal Services	0.0	0.0	0.0
Employee Related Expenses	0.0	0.0	0.0
Prof. And Outside Services	0.0	0.0	0.0
Travel - In State	0.0	0.0	0.0
Travel - Out of State	0.0	0.0	0.0
Food	0.0	0.0	0.0
Aid to Organizations and Individuals	838,458.1	0.0	0.0
Other Operating Expenses	0.0	0.0	0.0
Equipment	0.0	0.0	0.0
Capital Outlay	0.0	0.0	0.0
Debt Service	0.0	0.0	0.0
Cost Allocation	0.0	0.0	0.0
Transfers	0.0	0.0	0.0
<b>Expenditure Categories Total:</b>	838,458.1	0.0	0.0
Cap Transfer due to Fund Balance	0.0	0.0	0.0
Residual Equity Transfer	0.0	0.0	0.0
Prior Commitments or Obligated Expenditures	0.0	858,927.1	889,740.8
Non Appropriated 27th Pay Roll	0.0	0.0	0.0
<b>Non-Appropriated Expenditure Total:</b>	838,458.1	858,927.1	889,740.8
<b>Non-Appropriated FTE:</b>	0.0	0.0	0.0

# Sources and Uses of Funds

Agency: Department of Transportation

Fund Description

OSPB: Motor fuel taxes and revenues from gasoline and use taxes, motor carrier taxes, vehicle license tax, motor vehicle registration fees, and other fees are deposited in the Arizona Highway User Revenue Fund (HURF) and are then distributed to the cities, towns, counties, and the State Highway Fund, which is used for construction, maintenance, and law enforcement of state highways.

## Sources and Uses of Funds

**Agency:** Department of Transportation

**Fund:** DT3160 Motor Vehicle Pool Consolidation Fund

<b>Cash Flow Summary</b>	<b>Actual FY 2022</b>	<b>Estimate FY 2023</b>	<b>Estimate FY 2024</b>
Balance Forward from Prior Year	0.0	0.0	0.0
Total Available	0.0	0.0	0.0
Total Appropriated Disbursements	0.0	0.0	0.0
Total Non-Appropriated Disbursements	0.0	0.0	0.0
Balance Forward to Next Year	0.0	0.0	0.0

<b>Appropriated Expenditure</b>	<b>Actual FY 2022</b>	<b>Estimate FY 2023</b>	<b>Estimate FY 2024</b>
<b>Expenditure Categories</b>			
Personal Services	0.0	0.0	0.0
Employee Related Expenses	0.0	0.0	0.0
Prof. And Outside Services	0.0	0.0	0.0
Travel - In State	0.0	0.0	0.0
Travel - Out of State	0.0	0.0	0.0
Food	0.0	0.0	0.0
Aid to Organizations and Individuals	0.0	0.0	0.0
Other Operating Expenses	0.0	0.0	0.0
Equipment	0.0	0.0	0.0
Capital Outlay	0.0	0.0	0.0
Debt Service	0.0	0.0	0.0
Cost Allocation	0.0	0.0	0.0
Transfers	0.0	0.0	0.0
<b>Expenditure Categories Total:</b>	0.0	0.0	0.0
Non-Lapsing Authority from Prior Years	0.0	0.0	0.0
Administrative Adjustments	0.0	0.0	0.0
Capital Projects (Land, Buildings,Improvements)	0.0	0.0	0.0
Appropriated 27th Pay Roll	0.0	0.0	0.0
Legislative Fund Transfers	0.0	0.0	0.0
IT Project Transfers	0.0	0.0	0.0
<b>Appropriated Expenditure Total:</b>	0.0	0.0	0.0
<b>Appropriated FTE:</b>	0.0	0.0	0.0

<b>Non-Appropriated Expenditure</b>	<b>Actual FY 2022</b>	<b>Estimate FY 2023</b>	<b>Estimate FY 2024</b>
<b>Expenditure Categories</b>			
Personal Services	0.0	0.0	0.0
Employee Related Expenses	0.0	0.0	0.0
Prof. And Outside Services	0.0	0.0	0.0
Travel - In State	0.0	0.0	0.0
Travel - Out of State	0.0	0.0	0.0
Food	0.0	0.0	0.0
Aid to Organizations and Individuals	0.0	0.0	0.0
Other Operating Expenses	0.0	0.0	0.0
Equipment	0.0	0.0	0.0
Capital Outlay	0.0	0.0	0.0
Debt Service	0.0	0.0	0.0
Cost Allocation	0.0	0.0	0.0
Transfers	0.0	0.0	0.0
<b>Expenditure Categories Total:</b>	0.0	0.0	0.0
Cap Transfer due to Fund Balance	0.0	0.0	0.0
Residual Equity Transfer	0.0	0.0	0.0
Prior Commitments or Obligated Expenditures	0.0	0.0	0.0
Non Appropriated 27th Pay Roll	0.0	0.0	0.0
<b>Non-Appropriated Expenditure Total:</b>	0.0	0.0	0.0
<b>Non-Appropriated FTE:</b>	0.0	0.0	0.0

### **Fund Description**

OSPB:

## Sources and Uses of Funds

<b>Agency:</b>	<b>Department of Transportation</b>
<b>Fund:</b>	<b>DT3701 Local Agency Deposits Fund</b>

<b>Cash Flow Summary</b>	<b>Actual FY 2022</b>	<b>Estimate FY 2023</b>	<b>Estimate FY 2024</b>
Balance Forward from Prior Year	11,094.4	37,601.1	31,934.4
Revenue (From Revenue Schedule)	130,083.6	140,491.7	155,343.7
Total Available	141,178.0	178,092.8	187,278.1
Total Appropriated Disbursements	0.0	0.0	0.0
Total Non-Appropriated Disbursements	103,576.9	146,158.4	172,759.4
Balance Forward to Next Year	37,601.1	31,934.4	14,518.7

<b>Appropriated Expenditure</b>	<b>Actual FY 2022</b>	<b>Estimate FY 2023</b>	<b>Estimate FY 2024</b>
<b>Expenditure Categories</b>			
Personal Services	0.0	0.0	0.0
Employee Related Expenses	0.0	0.0	0.0
Prof. And Outside Services	0.0	0.0	0.0
Travel - In State	0.0	0.0	0.0
Travel - Out of State	0.0	0.0	0.0
Food	0.0	0.0	0.0
Aid to Organizations and Individuals	0.0	0.0	0.0
Other Operating Expenses	0.0	0.0	0.0
Equipment	0.0	0.0	0.0
Capital Outlay	0.0	0.0	0.0
Debt Service	0.0	0.0	0.0
Cost Allocation	0.0	0.0	0.0
Transfers	0.0	0.0	0.0
<b>Expenditure Categories Total:</b>	<b>0.0</b>	<b>0.0</b>	<b>0.0</b>
Non-Lapsing Authority from Prior Years	0.0	0.0	0.0
Administrative Adjustments	0.0	0.0	0.0
Capital Projects (Land, Buildings, Improvements)	0.0	0.0	0.0
Appropriated 27th Pay Roll	0.0	0.0	0.0
Legislative Fund Transfers	0.0	0.0	0.0
IT Project Transfers	0.0	0.0	0.0
<b>Appropriated Expenditure Total:</b>	<b>0.0</b>	<b>0.0</b>	<b>0.0</b>
<b>Appropriated FTE:</b>	<b>0.0</b>	<b>0.0</b>	<b>0.0</b>

<b>Non-Appropriated Expenditure</b>	<b>Actual FY 2022</b>	<b>Estimate FY 2023</b>	<b>Estimate FY 2024</b>
<b>Expenditure Categories</b>			
Personal Services	0.0	0.0	0.0
Employee Related Expenses	0.0	0.0	0.0
Prof. And Outside Services	0.0	0.0	0.0
Travel - In State	0.0	0.0	0.0
Travel - Out of State	0.0	0.0	0.0
Food	0.0	0.0	0.0
Aid to Organizations and Individuals	0.0	0.0	0.0
Other Operating Expenses	0.0	0.0	0.0
Equipment	0.0	0.0	0.0
Capital Outlay	103,576.9	0.0	0.0
Debt Service	0.0	0.0	0.0
Cost Allocation	0.0	0.0	0.0
Transfers	0.0	0.0	0.0
<b>Expenditure Categories Total:</b>	<b>103,576.9</b>	<b>0.0</b>	<b>0.0</b>
Cap Transfer due to Fund Balance	0.0	0.0	0.0
Residual Equity Transfer	0.0	0.0	0.0
Prior Commitments or Obligated Expenditures	0.0	146,158.4	172,759.4
Non Appropriated 27th Pay Roll	0.0	0.0	0.0
<b>Non-Appropriated Expenditure Total:</b>	<b>103,576.9</b>	<b>146,158.4</b>	<b>172,759.4</b>
<b>Non-Appropriated FTE:</b>	<b>0.0</b>	<b>0.0</b>	<b>0.0</b>

# Sources and Uses of Funds

Agency: Department of Transportation

Fund Description

OSPB: This fund receives monies from the federal government and local agencies for the payment of local agency sponsored county and secondary road construction projects.

## Sources and Uses of Funds

**Agency:** Department of Transportation

**Fund:** DT3737 Rental Tax and Bond Deposit Fund

<b>Cash Flow Summary</b>	<b>Actual FY 2022</b>	<b>Estimate FY 2023</b>	<b>Estimate FY 2024</b>
Balance Forward from Prior Year	473.1	518.3	0.1
Revenue (From Revenue Schedule)	45.5	(518.2)	0.0
Total Available	518.6	0.1	0.1
Total Appropriated Disbursements	0.0	0.0	0.0
Total Non-Appropriated Disbursements	0.3	0.0	0.0
Balance Forward to Next Year	518.3	0.1	0.1

### **Appropriated Expenditure**

<b>Expenditure Categories</b>	<b>Actual FY 2022</b>	<b>Estimate FY 2023</b>	<b>Estimate FY 2024</b>
Personal Services	0.0	0.0	0.0
Employee Related Expenses	0.0	0.0	0.0
Prof. And Outside Services	0.0	0.0	0.0
Travel - In State	0.0	0.0	0.0
Travel - Out of State	0.0	0.0	0.0
Food	0.0	0.0	0.0
Aid to Organizations and Individuals	0.0	0.0	0.0
Other Operating Expenses	0.0	0.0	0.0
Equipment	0.0	0.0	0.0
Capital Outlay	0.0	0.0	0.0
Debt Service	0.0	0.0	0.0
Cost Allocation	0.0	0.0	0.0
Transfers	0.0	0.0	0.0
<b>Expenditure Categories Total:</b>	<b>0.0</b>	<b>0.0</b>	<b>0.0</b>
Non-Lapsing Authority from Prior Years	0.0	0.0	0.0
Administrative Adjustments	0.0	0.0	0.0
Capital Projects (Land, Buildings,Improvements)	0.0	0.0	0.0
Appropriated 27th Pay Roll	0.0	0.0	0.0
Legislative Fund Transfers	0.0	0.0	0.0
IT Project Transfers	0.0	0.0	0.0
<b>Appropriated Expenditure Total:</b>	<b>0.0</b>	<b>0.0</b>	<b>0.0</b>
<b>Appropriated FTE:</b>	<b>0.0</b>	<b>0.0</b>	<b>0.0</b>

### **Non-Appropriated Expenditure**

<b>Expenditure Categories</b>	<b>Actual FY 2022</b>	<b>Estimate FY 2023</b>	<b>Estimate FY 2024</b>
Personal Services	0.0	0.0	0.0
Employee Related Expenses	0.0	0.0	0.0
Prof. And Outside Services	0.0	0.0	0.0
Travel - In State	0.0	0.0	0.0
Travel - Out of State	0.0	0.0	0.0
Food	0.0	0.0	0.0
Aid to Organizations and Individuals	0.0	0.0	0.0
Other Operating Expenses	0.3	0.0	0.0
Equipment	0.0	0.0	0.0
Capital Outlay	0.0	0.0	0.0
Debt Service	0.0	0.0	0.0
Cost Allocation	0.0	0.0	0.0
Transfers	0.0	0.0	0.0
<b>Expenditure Categories Total:</b>	<b>0.3</b>	<b>0.0</b>	<b>0.0</b>
Cap Transfer due to Fund Balance	0.0	0.0	0.0
Residual Equity Transfer	0.0	0.0	0.0
Prior Commitments or Obligated Expenditures	0.0	0.0	0.0
Non Appropriated 27th Pay Roll	0.0	0.0	0.0
<b>Non-Appropriated Expenditure Total:</b>	<b>0.3</b>	<b>0.0</b>	<b>0.0</b>
<b>Non-Appropriated FTE:</b>	<b>0.0</b>	<b>0.0</b>	<b>0.0</b>

### **Fund Description**

OSPB:



## Sources and Uses of Funds

**Agency:** Department of Transportation

**Fund:** DT4071 State Fleet Operations Fund

<b>Cash Flow Summary</b>	<b>Actual FY 2022</b>	<b>Estimate FY 2023</b>	<b>Estimate FY 2024</b>
Balance Forward from Prior Year	0.0	2,144.2	2,144.2
Revenue (From Revenue Schedule)	15,756.5	25,267.1	17,267.1
Total Available	15,756.5	27,411.3	19,411.3
Total Appropriated Disbursements	13,612.3	25,267.1	16,667.1
Total Non-Appropriated Disbursements	0.0	0.0	0.0
Balance Forward to Next Year	2,144.2	2,144.2	2,744.2

<b>Appropriated Expenditure</b>	<b>Actual FY 2022</b>	<b>Estimate FY 2023</b>	<b>Estimate FY 2024</b>
<b>Expenditure Categories</b>			
Personal Services	0.0	0.0	0.0
Employee Related Expenses	0.0	0.0	0.0
Prof. And Outside Services	0.0	0.0	0.0
Travel - In State	0.0	0.0	0.0
Travel - Out of State	0.0	0.0	0.0
Food	0.0	0.0	0.0
Aid to Organizations and Individuals	0.0	0.0	0.0
Other Operating Expenses	13,612.3	25,267.1	16,667.1
Equipment	0.0	0.0	0.0
Capital Outlay	0.0	0.0	0.0
Debt Service	0.0	0.0	0.0
Cost Allocation	0.0	0.0	0.0
Transfers	0.0	0.0	0.0
<b>Expenditure Categories Total:</b>	<b>13,612.3</b>	<b>25,267.1</b>	<b>16,667.1</b>
Non-Lapsing Authority from Prior Years	0.0	0.0	0.0
Administrative Adjustments	0.0	0.0	0.0
Capital Projects (Land, Buildings,Improvements)	0.0	0.0	0.0
Appropriated 27th Pay Roll	0.0	0.0	0.0
Legislative Fund Transfers	0.0	0.0	0.0
IT Project Transfers	0.0	0.0	0.0
<b>Appropriated Expenditure Total:</b>	<b>13,612.3</b>	<b>25,267.1</b>	<b>16,667.1</b>
<b>Appropriated FTE:</b>	<b>0.0</b>	<b>0.0</b>	<b>0.0</b>

<b>Non-Appropriated Expenditure</b>	<b>Actual FY 2022</b>	<b>Estimate FY 2023</b>	<b>Estimate FY 2024</b>
<b>Expenditure Categories</b>			
Personal Services	0.0	0.0	0.0
Employee Related Expenses	0.0	0.0	0.0
Prof. And Outside Services	0.0	0.0	0.0
Travel - In State	0.0	0.0	0.0
Travel - Out of State	0.0	0.0	0.0
Food	0.0	0.0	0.0
Aid to Organizations and Individuals	0.0	0.0	0.0
Other Operating Expenses	0.0	0.0	0.0
Equipment	0.0	0.0	0.0
Capital Outlay	0.0	0.0	0.0
Debt Service	0.0	0.0	0.0
Cost Allocation	0.0	0.0	0.0
Transfers	0.0	0.0	0.0
<b>Expenditure Categories Total:</b>	<b>0.0</b>	<b>0.0</b>	<b>0.0</b>
Cap Transfer due to Fund Balance	0.0	0.0	0.0
Residual Equity Transfer	0.0	0.0	0.0
Prior Commitments or Obligated Expenditures	0.0	0.0	0.0
Non Appropriated 27th Pay Roll	0.0	0.0	0.0
<b>Non-Appropriated Expenditure Total:</b>	<b>0.0</b>	<b>0.0</b>	<b>0.0</b>
<b>Non-Appropriated FTE:</b>	<b>0.0</b>	<b>0.0</b>	<b>0.0</b>

**Fund Description**

OSPB:

## Sources and Uses of Funds

**Agency:** Department of Transportation

**Fund:** DT4072 State Fleet Vehicle Replacement Fund

<b>Cash Flow Summary</b>	<b>Actual FY 2022</b>	<b>Estimate FY 2023</b>	<b>Estimate FY 2024</b>
Balance Forward from Prior Year	0.0	8,064.2	4,729.4
Revenue (From Revenue Schedule)	9,662.7	7,381.0	3,000.0
Total Available	9,662.7	15,445.2	7,729.4
Total Appropriated Disbursements	1,598.5	10,715.8	6,334.8
Total Non-Appropriated Disbursements	0.0	0.0	0.0
Balance Forward to Next Year	8,064.2	4,729.4	1,394.6

<b>Appropriated Expenditure</b>	<b>Actual FY 2022</b>	<b>Estimate FY 2023</b>	<b>Estimate FY 2024</b>
<b>Expenditure Categories</b>			
Personal Services	0.0	0.0	0.0
Employee Related Expenses	0.0	0.0	0.0
Prof. And Outside Services	0.0	0.0	0.0
Travel - In State	0.0	0.0	0.0
Travel - Out of State	0.0	0.0	0.0
Food	0.0	0.0	0.0
Aid to Organizations and Individuals	0.0	0.0	0.0
Other Operating Expenses	0.0	0.0	(4,381.0)
Equipment	1,598.5	10,715.8	10,715.8
Capital Outlay	0.0	0.0	0.0
Debt Service	0.0	0.0	0.0
Cost Allocation	0.0	0.0	0.0
Transfers	0.0	0.0	0.0
<b>Expenditure Categories Total:</b>	<b>1,598.5</b>	<b>10,715.8</b>	<b>6,334.8</b>
Non-Lapsing Authority from Prior Years	0.0	0.0	0.0
Administrative Adjustments	0.0	0.0	0.0
Capital Projects (Land, Buildings,Improvements)	0.0	0.0	0.0
Appropriated 27th Pay Roll	0.0	0.0	0.0
Legislative Fund Transfers	0.0	0.0	0.0
IT Project Transfers	0.0	0.0	0.0
<b>Appropriated Expenditure Total:</b>	<b>1,598.5</b>	<b>10,715.8</b>	<b>6,334.8</b>
<b>Appropriated FTE:</b>	<b>0.0</b>	<b>0.0</b>	<b>0.0</b>

<b>Non-Appropriated Expenditure</b>	<b>Actual FY 2022</b>	<b>Estimate FY 2023</b>	<b>Estimate FY 2024</b>
<b>Expenditure Categories</b>			
Personal Services	0.0	0.0	0.0
Employee Related Expenses	0.0	0.0	0.0
Prof. And Outside Services	0.0	0.0	0.0
Travel - In State	0.0	0.0	0.0
Travel - Out of State	0.0	0.0	0.0
Food	0.0	0.0	0.0
Aid to Organizations and Individuals	0.0	0.0	0.0
Other Operating Expenses	0.0	0.0	0.0
Equipment	0.0	0.0	0.0
Capital Outlay	0.0	0.0	0.0
Debt Service	0.0	0.0	0.0
Cost Allocation	0.0	0.0	0.0
Transfers	0.0	0.0	0.0
<b>Expenditure Categories Total:</b>	<b>0.0</b>	<b>0.0</b>	<b>0.0</b>
Cap Transfer due to Fund Balance	0.0	0.0	0.0
Residual Equity Transfer	0.0	0.0	0.0
Prior Commitments or Obligated Expenditures	0.0	0.0	0.0
Non Appropriated 27th Pay Roll	0.0	0.0	0.0
<b>Non-Appropriated Expenditure Total:</b>	<b>0.0</b>	<b>0.0</b>	<b>0.0</b>
<b>Non-Appropriated FTE:</b>	<b>0.0</b>	<b>0.0</b>	<b>0.0</b>

**Fund Description**

OSPB:

## Sources and Uses of Funds

**Agency:** Department of Transportation

**Fund:** DT5004 State Highway Fund Bonds Debt Service Fund

<b>Cash Flow Summary</b>	<b>Actual FY 2022</b>	<b>Estimate FY 2023</b>	<b>Estimate FY 2024</b>
Balance Forward from Prior Year	120.0	195.2	106.9
Revenue (From Revenue Schedule)	139,861.2	137,358.6	138,491.1
Total Available	139,981.2	137,553.8	138,598.0
Total Appropriated Disbursements	0.0	0.0	0.0
Total Non-Appropriated Disbursements	139,786.0	137,446.9	138,491.2
Balance Forward to Next Year	195.2	106.9	106.8

<b>Appropriated Expenditure</b>	<b>Actual FY 2022</b>	<b>Estimate FY 2023</b>	<b>Estimate FY 2024</b>
<b>Expenditure Categories</b>			
Personal Services	0.0	0.0	0.0
Employee Related Expenses	0.0	0.0	0.0
Prof. And Outside Services	0.0	0.0	0.0
Travel - In State	0.0	0.0	0.0
Travel - Out of State	0.0	0.0	0.0
Food	0.0	0.0	0.0
Aid to Organizations and Individuals	0.0	0.0	0.0
Other Operating Expenses	0.0	0.0	0.0
Equipment	0.0	0.0	0.0
Capital Outlay	0.0	0.0	0.0
Debt Service	0.0	0.0	0.0
Cost Allocation	0.0	0.0	0.0
Transfers	0.0	0.0	0.0
<b>Expenditure Categories Total:</b>	<b>0.0</b>	<b>0.0</b>	<b>0.0</b>
Non-Lapsing Authority from Prior Years	0.0	0.0	0.0
Administrative Adjustments	0.0	0.0	0.0
Capital Projects (Land, Buildings, Improvements)	0.0	0.0	0.0
Appropriated 27th Pay Roll	0.0	0.0	0.0
Legislative Fund Transfers	0.0	0.0	0.0
IT Project Transfers	0.0	0.0	0.0
<b>Appropriated Expenditure Total:</b>	<b>0.0</b>	<b>0.0</b>	<b>0.0</b>
<b>Appropriated FTE:</b>	<b>0.0</b>	<b>0.0</b>	<b>0.0</b>

<b>Non-Appropriated Expenditure</b>	<b>Actual FY 2022</b>	<b>Estimate FY 2023</b>	<b>Estimate FY 2024</b>
<b>Expenditure Categories</b>			
Personal Services	0.0	0.0	0.0
Employee Related Expenses	0.0	0.0	0.0
Prof. And Outside Services	0.0	0.0	0.0
Travel - In State	0.0	0.0	0.0
Travel - Out of State	0.0	0.0	0.0
Food	0.0	0.0	0.0
Aid to Organizations and Individuals	0.0	0.0	0.0
Other Operating Expenses	0.0	0.0	0.0
Equipment	0.0	0.0	0.0
Capital Outlay	139,786.0	0.0	0.0
Debt Service	0.0	0.0	0.0
Cost Allocation	0.0	0.0	0.0
Transfers	0.0	0.0	0.0
<b>Expenditure Categories Total:</b>	<b>139,786.0</b>	<b>0.0</b>	<b>0.0</b>
Cap Transfer due to Fund Balance	0.0	0.0	0.0
Residual Equity Transfer	0.0	0.0	0.0
Prior Commitments or Obligated Expenditures	0.0	137,446.9	138,491.2
Non Appropriated 27th Pay Roll	0.0	0.0	0.0
<b>Non-Appropriated Expenditure Total:</b>	<b>139,786.0</b>	<b>137,446.9</b>	<b>138,491.2</b>
<b>Non-Appropriated FTE:</b>	<b>0.0</b>	<b>0.0</b>	<b>0.0</b>

## Sources and Uses of Funds

Agency: Department of Transportation

### Fund Description

OSPB: This fund is used for principal and interest payments on Highway Revenue Bonds. These bonds are issued to fund various projects in the state's five-year construction program. The source of funding for repayment of the Highway Revenue Bonds is the State Highway Fund. The major source of State Highway Fund revenue is passed through from the Highway User Revenue Fund (HURF) which is derived from a variety of fees and charges related to the registration and operation of motor vehicles on the public highways of the state.

## Sources and Uses of Funds

<b>Agency:</b>	Department of Transportation
<b>Fund:</b>	DT5008 Regional Area Road Fund Debt Service Fund

<b>Cash Flow Summary</b>	Actual FY 2022	Estimate FY 2023	Estimate FY 2024
Balance Forward from Prior Year	1,554.4	1,984.7	2,149.9
Revenue (From Revenue Schedule)	143,686.1	143,553.9	143,483.6
Total Available	145,240.4	145,538.6	145,633.5
Total Appropriated Disbursements	0.0	0.0	0.0
Total Non-Appropriated Disbursements	143,255.7	143,388.7	143,388.7
Balance Forward to Next Year	1,984.7	2,149.9	2,244.8

<b>Appropriated Expenditure</b>	Actual FY 2022	Estimate FY 2023	Estimate FY 2024
<b>Expenditure Categories</b>			
Personal Services	0.0	0.0	0.0
Employee Related Expenses	0.0	0.0	0.0
Prof. And Outside Services	0.0	0.0	0.0
Travel - In State	0.0	0.0	0.0
Travel - Out of State	0.0	0.0	0.0
Food	0.0	0.0	0.0
Aid to Organizations and Individuals	0.0	0.0	0.0
Other Operating Expenses	0.0	0.0	0.0
Equipment	0.0	0.0	0.0
Capital Outlay	0.0	0.0	0.0
Debt Service	0.0	0.0	0.0
Cost Allocation	0.0	0.0	0.0
Transfers	0.0	0.0	0.0
<b>Expenditure Categories Total:</b>	0.0	0.0	0.0
Non-Lapsing Authority from Prior Years	0.0	0.0	0.0
Administrative Adjustments	0.0	0.0	0.0
Capital Projects (Land, Buildings,Improvements)	0.0	0.0	0.0
Appropriated 27th Pay Roll	0.0	0.0	0.0
Legislative Fund Transfers	0.0	0.0	0.0
IT Project Transfers	0.0	0.0	0.0
<b>Appropriated Expenditure Total:</b>	0.0	0.0	0.0
<b>Appropriated FTE:</b>	0.0	0.0	0.0

<b>Non-Appropriated Expenditure</b>	Actual FY 2022	Estimate FY 2023	Estimate FY 2024
<b>Expenditure Categories</b>			
Personal Services	0.0	0.0	0.0
Employee Related Expenses	0.0	0.0	0.0
Prof. And Outside Services	0.0	0.0	0.0
Travel - In State	0.0	0.0	0.0
Travel - Out of State	0.0	0.0	0.0
Food	0.0	0.0	0.0
Aid to Organizations and Individuals	0.0	0.0	0.0
Other Operating Expenses	0.0	0.0	0.0
Equipment	0.0	0.0	0.0
Capital Outlay	143,255.7	0.0	0.0
Debt Service	0.0	0.0	0.0
Cost Allocation	0.0	0.0	0.0
Transfers	0.0	0.0	0.0
<b>Expenditure Categories Total:</b>	143,255.7	0.0	0.0
Cap Transfer due to Fund Balance	0.0	0.0	0.0
Residual Equity Transfer	0.0	0.0	0.0
Prior Commitments or Obligated Expenditures	0.0	143,388.7	143,388.7
Non Appropriated 27th Pay Roll	0.0	0.0	0.0
<b>Non-Appropriated Expenditure Total:</b>	143,255.7	143,388.7	143,388.7
<b>Non-Appropriated FTE:</b>	0.0	0.0	0.0

# Sources and Uses of Funds

Agency: Department of Transportation

Fund Description

OSPB: The source of funding is excise tax revenue collected in Maricopa County and dedicated to this program. This fund is used for repayment of principal and interest on Transportation Excise Tax Revenue Bonds. These bonds are issued to fund various projects in the Maricopa County Regional Transportation Plan Freeway Program.

## Sources and Uses of Funds

**Agency:** Department of Transportation

**Fund:** DT9901 State Match Advantage for Rural Transportation (SMART) Fund

<b>Cash Flow Summary</b>	<b>Actual FY 2022</b>	<b>Estimate FY 2023</b>	<b>Estimate FY 2024</b>
Balance Forward from Prior Year	0.0	0.0	35,637.5
Revenue (From Revenue Schedule)	0.0	50,637.5	908.8
Total Available	0.0	50,637.5	36,546.3
Total Appropriated Disbursements	0.0	0.0	0.0
Total Non-Appropriated Disbursements	0.0	15,000.0	15,000.0
Balance Forward to Next Year	0.0	35,637.5	21,546.3

<b>Appropriated Expenditure</b>	<b>Actual FY 2022</b>	<b>Estimate FY 2023</b>	<b>Estimate FY 2024</b>
<b>Expenditure Categories</b>			
Personal Services	0.0	0.0	0.0
Employee Related Expenses	0.0	0.0	0.0
Prof. And Outside Services	0.0	0.0	0.0
Travel - In State	0.0	0.0	0.0
Travel - Out of State	0.0	0.0	0.0
Food	0.0	0.0	0.0
Aid to Organizations and Individuals	0.0	0.0	0.0
Other Operating Expenses	0.0	0.0	0.0
Equipment	0.0	0.0	0.0
Capital Outlay	0.0	0.0	0.0
Debt Service	0.0	0.0	0.0
Cost Allocation	0.0	0.0	0.0
Transfers	0.0	0.0	0.0
<b>Expenditure Categories Total:</b>	<b>0.0</b>	<b>0.0</b>	<b>0.0</b>
Non-Lapsing Authority from Prior Years	0.0	0.0	0.0
Administrative Adjustments	0.0	0.0	0.0
Capital Projects (Land, Buildings,Improvements)	0.0	0.0	0.0
Appropriated 27th Pay Roll	0.0	0.0	0.0
Legislative Fund Transfers	0.0	0.0	0.0
IT Project Transfers	0.0	0.0	0.0
<b>Appropriated Expenditure Total:</b>	<b>0.0</b>	<b>0.0</b>	<b>0.0</b>
<b>Appropriated FTE:</b>	<b>0.0</b>	<b>0.0</b>	<b>0.0</b>

<b>Non-Appropriated Expenditure</b>	<b>Actual FY 2022</b>	<b>Estimate FY 2023</b>	<b>Estimate FY 2024</b>
<b>Expenditure Categories</b>			
Personal Services	0.0	0.0	0.0
Employee Related Expenses	0.0	0.0	0.0
Prof. And Outside Services	0.0	0.0	0.0
Travel - In State	0.0	0.0	0.0
Travel - Out of State	0.0	0.0	0.0
Food	0.0	0.0	0.0
Aid to Organizations and Individuals	0.0	0.0	0.0
Other Operating Expenses	0.0	0.0	0.0
Equipment	0.0	0.0	0.0
Capital Outlay	0.0	15,000.0	15,000.0
Debt Service	0.0	0.0	0.0
Cost Allocation	0.0	0.0	0.0
Transfers	0.0	0.0	0.0
<b>Expenditure Categories Total:</b>	<b>0.0</b>	<b>15,000.0</b>	<b>15,000.0</b>
Cap Transfer due to Fund Balance	0.0	0.0	0.0
Residual Equity Transfer	0.0	0.0	0.0
Prior Commitments or Obligated Expenditures	0.0	0.0	0.0
Non Appropriated 27th Pay Roll	0.0	0.0	0.0
<b>Non-Appropriated Expenditure Total:</b>	<b>0.0</b>	<b>15,000.0</b>	<b>15,000.0</b>
<b>Non-Appropriated FTE:</b>	<b>0.0</b>	<b>0.0</b>	<b>0.0</b>

**Fund Description**

OSP:

## Funding Issues List

Agency: Department of Transportation

FY 2024

Priority	Funding Issue Title	Total FTE	Total Amount	General Fund	Other Apropr. Funds	Non-App Funds
1	Highway Maintenance - South Mountain Freeway	0.0	321.8	0.0	321.8	0.0
2	Highway Maintenance - New Lane Miles	0.0	2,350.3	0.0	2,350.3	0.0
3	Driver License Volume & Cost Increase	0.0	906.3	0.0	906.3	0.0
4	License Plate Volume & Cost Increase	0.0	406.6	0.0	406.6	0.0
5	FY 2024 Base Modification - 10% Salary	0.0	0.0	0.0	0.0	0.0
6	Department Fleet Operations Fund Appropriation	0.0	0.0	0.0	0.0	0.0
7	MVD Security Modernization (Phase 2)	0.0	(201.0)	0.0	(201.0)	0.0
8	Statewide Fleet Operations Adjustments	0.0	0.0	0.0	0.0	0.0
9	Statewide Fleet Replacement Funding	0.0	0.0	0.0	0.0	0.0
10	Vehicle Insp. & Cert. of Title Enf Backfil	0.0	0.0	0.0	0.0	0.0
11	Motor Vehicle Liab. Ins. Enf. Fund Backfill	0.0	0.0	0.0	0.0	0.0
12	ADOT Fuel - Keeping Arizona on the Road	0.0	0.0	0.0	0.0	0.0
13	Statewide Litter Hotspots	0.0	6,213.5	0.0	6,213.5	0.0
14	Radio Communication Lifecycle Replacement	0.0	1,551.1	0.0	1,551.1	0.0
15	Body Worn Cameras	10.0	3,571.1	0.0	3,571.1	0.0
16	Transit Program Administration	0.0	778.6	778.6	0.0	0.0
17	Spillman Flex Upgrade	0.0	382.7	0.0	382.7	0.0
18	Travel ID	0.0	(2,322.5)	0.0	(2,322.5)	0.0
19	MVD Call Center	0.0	87.3	0.0	87.3	0.0
20	MVD Contract Change Increases	0.0	792.7	0.0	792.7	0.0
21	Hoover Dam & Cyber Insurance	0.0	209.8	0.0	209.8	0.0
22	Technical Adjustments	0.0	(73,759.3)	0.0	(73,759.3)	0.0
<b>Total:</b>		10.0	(58,711.0)	778.6	(59,489.6)	0.0
<b>Decision Package Total:</b>		10.0	(58,711.0)	778.6	(59,489.6)	0.0



Arizona Department of Transportation  
ADOT Operating Budget Request Decision Packages Summary

Priority	FY 2024 Budget Issues	Total	GF	SHF	OF	One-time	Ongoing	FTEs	Fund	Approp	Multi-Year
1	Highway Maintenance - South Mountain Freeway	\$321,800	\$0	\$321,800	\$0	\$0	\$321,800	-	SHF	Maintenance SLI	No
2	Highway Maintenance - New Lane Miles	\$2,350,300	\$0	\$2,350,300	\$0	\$0	\$2,350,300	-	SHF	Maintenance SLI	No
3	Driver License Volume and Cost Increase	\$906,300	\$0	\$906,300	\$0	\$0	\$906,300	-	SHF	Operating Lump Sum	No
4	License Plate Volume and Cost Increase	\$406,600	\$0	\$406,600	\$0	\$0	\$406,600	-	SHF	Operating Lump Sum	No
5	FY 2024 Base Modification - 10% Salary	\$0	\$0	\$0	\$0	\$0	\$0	-	Multiple	Multiple	No
6	Department Fleet Operations Fund Appropriation	TBD	\$0	\$0	TBD	\$0	TBD	-	TDEF	Department Fleet Ops SLI	No
7	MVD Security Modernization (Phase 2)	(\$201,000)	\$0	\$730,900	(\$931,900)	(\$201,000)	\$0	-	SHF/LIE	Operating Lump Sum	Yes
8	Statewide Fleet Operations Adjustments	TBD	\$0	\$0	TBD	\$0	TBD	-	SFOF	State Fleet Operations	No
9	Statewide Fleet Replacement Funding	TBD	\$0	\$0	TBD	TBD	TBD	-	SFRF	State Fleet Replacement	No
10	Vehicle Inspection & Cert of Title Enf Fund Backfill	\$0	\$0	\$900,000	(\$900,000)	\$0	\$0	-	SHF/VIT	Operating Lump Sum	No
11	Motor Vehicle Liability Insurance Enf Fund Backfill	\$0	\$0	\$850,000	(\$850,000)	\$0	\$0	-	SHF/LIE	Operating Lump Sum	No
12	ADOT Fuel - Keeping AZ on the Road	TBD	\$0	TBD	\$0	TBD	TBD	-	SHF	Operating Lump Sum	No
13	Statewide Litter Hotspots	\$6,213,500	\$0	\$6,213,500	\$0	\$0	\$6,213,500	-	SHF	Maintenance SLI	No
14	Radio Communication Lifecycle Replacement	\$1,551,100	\$0	\$1,551,100	\$0	\$0	\$1,551,100	-	SHF	Operating Lump Sum	No
15	Body Worn Cameras	\$3,571,100	\$0	\$3,571,100	\$0	\$2,079,300	\$1,491,800	10.0	SHF	OLS/Vehicle Replacement	No
16	Transit Program Administration	\$778,600	\$778,600	\$0	\$0	\$0	\$778,600	-	General	Operating Lump Sum	No
17	Spillman Flex Upgrade	\$382,700	\$0	\$382,700	\$0	336,800.0	\$45,900	-	SHF	Operating Lump Sum	No
18	Travel ID	(\$2,322,500)	\$0	(\$2,322,500)	\$0	(\$2,322,500)	\$0	-	SHF	Operating Lump Sum	No
19	MVD Call Center	\$87,300	\$0	\$87,300	\$0	\$0	\$87,300	-	SHF	Operating Lump Sum	No
20	MVD Contract Change Increases	\$792,700	\$0	\$792,700	\$0	\$0	\$792,700	-	SHF	Operating Lump Sum	No
21	Hoover Dam & Cyber Insurance	\$209,800	\$0	\$209,800	\$0	\$0	\$209,800	-	SHF	Operating Lump Sum	No
22	Technical Adjustments	(\$73,759,300)	\$0	(\$52,328,300)	(\$21,431,000)	\$0	(\$73,759,300)	-	Multiple	Multiple	No
	Grand Total	(\$58,711,000)	\$778,600	(\$35,376,700)	(\$24,112,900)	(\$107,400)	(\$58,603,600)	10.0			
	% Change from FY 2023 Appropriation	-9.8%		-6.8%							

Note: The Appropriation in the FY 2023 Appropriations Report is \$599,435,800. The State Highway Fund amount is \$516,951,300.

## Funding Issue Detail

Agency: Department of Transportation

Issue: 1 Highway Maintenance - South Mountain Freeway

Program: SLI Highway Maintenance  
Fund: DT2030-A State Highway Fund (Appropriated)

Calculated ERE: \$0.00  
Uniform Allowance: \$0.00

Expenditure Categories	FY 2024
FTE	0.0
Personal Services	0.0
Employee Related Expenses	0.0
<b>Subtotal Personal Services and ERE:</b>	0.0
Professional & Outside Services	0.0
Travel In-State	0.0
Travel Out-of-State	0.0
Food	0.0
Aid to Organizations & Individuals	0.0
Other Operating Expenditures	321.8
Equipment	0.0
Capital Outlay	0.0
Debt Services	0.0
Cost Allocation	0.0
Transfers	0.0
<b>Program / Fund Total:</b>	321.8

# Arizona Department of Transportation

## FY 2024 Decision Package

**Title:** Highway Maintenance – South Mountain Freeway

**FTE:** 0; **Request:** \$321,800

**Priority:** 1

---

### DESCRIPTION OF PROBLEM OR ISSUE:

In 1983, the Arizona Department of Transportation (ADOT) announced the future need for a freeway in the south valley. The freeway was planned to connect the east and west valley communities and provide an alternative to the I-10, which runs through downtown Phoenix. Voters approved Proposition 300 in 1985, known as the ½ cent sales tax; it provided funding for new freeways within Maricopa County. In 2004, a year prior to the scheduled expiration of Proposition 300, Maricopa County voters approved Proposition 400 to extend the ½ cent sales tax through 2025. Construction of the new south mountain freeway was paid for with a combination of the Proposition 400 voter-approved funds and state and federal monies.

New ground was broken both literally and symbolically with the new loop 202 south mountain freeway. For the first time, ADOT entered into a public private partnership (P3) to design, build, and maintain (DBM) one of its freeways. This partnership set the cost to design and build the new freeway at \$916,000,000 and saved the state approximately \$122,000,000 from the original estimate.

ADOT partnered with a private developer, Connect 202 Partners, to design, build, and maintain (DBM) the 22 new freeway miles of the south mountain freeway. The south mountain freeway connects the I-10 at Pecos Road in Ahwatukee to the I-10 at 59<sup>th</sup> Avenue in Phoenix. The south mountain freeway was opened for traffic on December 21, 2019.

The DBM model used for this P3 is an innovative approach that has been used nationwide to reduce the cost to taxpayers without sacrificing quality. The DBM approach results in taxpayers receiving a freeway that opened to traffic within three years because construction occurred concurrently in four segments. ADOT was able to deliver this freeway project three years faster than it could have done using a more traditional delivery method.

Upon completion, the developer became responsible for performing annual routine maintenance, scheduled major maintenance, and ensuring the safety of the traveling public for 30 years. The contractor performs maintenance work such as the replacement of lighting, repair of guardrails and cable barriers, sweeping, litter removal, landscaping, and maintaining and repairing pavement. The cost for maintenance was identified as part of the awarded contract, and ADOT is obligated to pay the vendor the contracted amount, which is adjusted annually for inflation.



ADOT's maintenance costs for the south mountain freeway follow a schedule agreed upon and included in the contract with the developer. Exhibit 1 in the appendix of this decision package shows the agreed upon schedule in 2015 dollars. ADOT has been required to pay the developer monthly maintenance costs equal to 1/12 of the annual amount prescribed in the schedule, adjusted for inflation, from the date the south mountain freeway opened. ADOT began paying the south mountain freeway maintenance starting in April 2020. The below table shows the costs of years 3-5 of the maintenance period in both 2015 dollars and year-of-expenditure dollars.



Year of Maintenance Period	Total Routine Maintenance (2015 Dollars) <sup>1</sup>	Forecasted Routine Maintenance (Year of Expenditure Dollars) <sup>2</sup>	Actual Months	Monthly Amount
3	\$2,833,704.99	\$3,535,814.50	4/2022 -12/2022	\$293,185.28
			1/2023 - 3/2023	\$299,048.99
4	\$2,833,704.99	\$3,606,530.79	4/2023 – 12/2023	\$299,048.99
			1/2024 – 3/2024	\$305,029.97
5	\$2,833,704.99	\$3,678,661.41	4/2024 – 12/2024	\$305,029.97
			1/2025 – 3/2025	\$311,130.57

FY 2024 south mountain freeway maintenance costs will amount to 9 months of payments from maintenance period 4 and 3 months of payments from maintenance period 5. Therefore, FY 2024 south mountain freeway maintenance costs paid to the developer is expected to total \$3,624,474 (\$299,048.99\*6 + \$305,029.97\*6).

In addition to south mountain freeway maintenance costs paid to the developer, ADOT has direct maintenance responsibility for the new freeway. ADOT maintains the intelligent transportation system (ITS), provides emergency response, provides utilities (except for water, which is paid for by the City of Phoenix), and maintains a maintenance administration unit. The ITS includes overhead digital message boards and closed circuit television cameras (CCTV). ADOT provides emergency response by responding to accidents to provide traffic control and clean-up of the scene. The maintenance administration unit ensures the contractor maintains the new freeway at the agreed upon level. The unit consists of two employees.

The below table shows the breakdown of the above costs:

<sup>1</sup> The maintenance schedule can increase or decrease (in 2015 dollars) between years. Exhibit 1 in the appendix shows the full maintenance schedule.

<sup>2</sup> The actual CPI was 128.749 in December 2015; 145.660 in December 2020; and 159.850 in December 2021 according to the US Department of Labor Statistics.

[https://data.bls.gov/pdq/SurveyOutputServlet?data\\_tool=dropmap&series\\_id=CUURS48ASA0,CUUSS48ASA0](https://data.bls.gov/pdq/SurveyOutputServlet?data_tool=dropmap&series_id=CUURS48ASA0,CUUSS48ASA0)

ADOT assumes two percent inflation annually from January 2022 onwards for a forecasted CPI of 163.047 in January 2022 and 166.3079 in January 2023.

	Annual Cost
Intelligent Transportation System	\$250,000
Emergency Response	\$65,000
Utilities	\$152,400
Maintenance Administration Unit	\$176,000
<b>Total</b>	<b>\$643,400</b>

The total south mountain freeway maintenance costs for FY 2024, including both the developer routine maintenance costs and ADOT direct costs, is therefore \$4,267,900 (\$3,624,500 + \$643,400).

Including prior appropriations included in the base and what was appropriated during the budgeting process for FY 2023, ADOT is appropriated \$3,946,100 for south mountain maintenance costs. Therefore, ADOT is requesting the difference in appropriation for FY 2024 for an increase of \$321,800 (\$4,267,900 - \$3,946,100).

#### **HOW IT FURTHERS THE GOVERNOR’S FUNDAMENTALS MAP AND ADOT’S STRATEGIC PLAN:**

This issue incorporates the governor’s mission, key goals and agency key functions reflected in the governor’s fundamentals map as shown below:

- key goals of a strong, innovative economy, safe communities, and efficient, accountable government and
- agency key functions of maintaining and expanding Arizona’s critical public assets and infrastructure, ensuring safe travel, and optimizing physical assets

This issue incorporates ADOT’s strategic plan goals as follows:

- promoting transportation safety
- delivering value to the customer and
- maximizing resources

This issue also incorporates ADOT’s objective metric to

- achieve project milestones

#### **PROPOSED SOLUTION TO THE PROBLEM OR ISSUE:**

FY 2024 south mountain freeway maintenance costs will amount to nine months of payments from maintenance period 4 and three months of payments from maintenance period 5. Therefore, FY 2024 south mountain freeway maintenance costs paid to the developer will total \$3,624,473.

Year of Maintenance Period	FY 2023	Months	Monthly Amount	Annual Amount
4	7/2023 -12/2023	6	\$299,048.99	\$1,794,293.93
	1/2024 - 3/2024	3	\$305,027.97	\$915,089.90
5	4/2024 -6/2024	3	\$305,027.97	\$915,089.90
<b>FY 2024 Obligation to Developer</b>				<b>\$3,624,473.73</b>

In addition to south mountain freeway maintenance costs paid to the developer, ADOT has direct maintenance responsibility for the new freeway. ADOT maintains the intelligent transportation system (ITS), provides emergency response, provides utilities to the freeway (except for water, which will be paid for by the City of Phoenix) and establishes a maintenance administration unit. ADOT will incur \$643,400 in direct maintenance

costs annually for the south mountain freeway. These maintenance costs are already included in the south mountain freeway base funding, and no additional funding is being requested for these costs.

Including prior appropriations already in the base and what was appropriated during the budgeting process for FY 2023, ADOT is appropriated \$3,946,100 for south mountain maintenance costs in the state highway fund maintenance special line item (SLI). Therefore, ADOT is requesting the difference in appropriation for FY 2024 for an increase of \$321,800 (\$4,267,900 - \$3,946,100) in the state highway fund maintenance SLI. The table below summarizes the requested increase:

	FY 2024 Amount
Contractual Obligation to Developer	\$3,624,500
Direct ADOT Maintenance Responsibility	\$643,400
<b>FY 2024 South Mountain Maintenance Cost</b>	<b>\$4,267,900</b>

FY 2020 Appropriation for South Mountain Maintenance	\$2,173,000
FY 2021 Appropriation for South Mountain Maintenance	\$1,086,500
FY 2022 Appropriation for South Mountain Maintenance	\$669,700
FY 2023 Appropriation for South Mountain Maintenance	\$16,900
<b>FY 2023 South Mountain Maintenance Base Funding</b>	<b>\$3,946,100</b>

<b>FY 2024 Requested Funding</b>	<b>\$321,800</b>
----------------------------------	------------------

The provision of funding for this request is very important to the daily operation of the new lane miles and the associated roadway features. This important freeway addition relieves congestion on I-10 through the Phoenix metropolitan area and improves the customer experience with Arizona’s highway system. It also contributes to ADOT’s annual action of maintaining the average speed of the Phoenix metro system of highways at 50 MPH. Without the requested additional funding, the agency would be forced to divert resources allocated for planned highway maintenance activities elsewhere in the state highway system. In other words, the provision of funding for this request will eliminate the need to divert resources for planned highway treatment from the maintenance SLI, thus helping ADOT accomplish two of its key objectives, improving the health of the infrastructure and improving its on-time performance by completing 100% of the planned state highway pavement treatments.



There is no automatic funding link between the construction of these new highway miles and the cost to operate and maintain them. Accordingly, a legislative appropriation is needed to address these costs. The maintenance portion of the contract ADOT entered into with Connect 2020 is for thirty years and follows the schedule agreed on in the contract, as adjusted for inflation based on the consumer price index (CPI). Through the course of the next 30 years, ADOT will ask for funding required to maintain the South Mountain freeway as detailed in section 13.5.6 of the contract between ADOT and Connect 202 Partners, LLC. Any capital maintenance will be part of the five year program approved by the Arizona State Transportation Board.

**ALTERNATIVES CONSIDERED AND REASONS FOR REJECTION:**

The take no action alternative was evaluated and rejected. Failure to fund the maintenance of the new South Mountain freeway is not an effective option. Without funding, ADOT will be forced to divert funds for planned maintenance of other highways to the new South Mountain freeway. This diversion will result in deferred maintenance to the other highways in the state. Deferral of planned road maintenance shortens the road's life span and results in more costly repairs at a later date. In turn, the resulting repairs drive up the life-cycle costs of the freeway and features, costing tax payers more in the long run. Further, diversion of the maintenance SLI monies from planned highway pavement treatments contributes to a decline in the health of the state's highway infrastructure. The take no action option prevents ADOT from accomplishing two of its key objectives, improving the health of the infrastructure and improving its on-time performance by completing 100% of the planned state highway pavement treatments.

**IMPACT OF NOT FUNDING IN THIS YEAR:**

If funding for the maintenance of the new South Mountain freeway is not approved, funds allocated to maintenance on other highways in the state will be diverted to the new freeway. This will result in deferred maintenance on the other highways and those roads will fall into a state of disrepair. Once this happens, bringing the highway to an acceptable condition becomes more expensive than preventive maintenance.

ADOT's mission is to provide a safe, efficient, cost-effective transportation system. Proactive preventive maintenance that preserves and extends the life expectancy of the state highway system will not be performed at the level required to properly maintain the roadway surfaces, related road features, and equipment and preserve taxpayers' investment in the system. Therefore, maintenance work becomes increasingly reactive and will fail to maximize life expectancy as called for in the agency's mission. Further, failure to fund this request prevents ADOT from accomplishing two of its key objectives, improving the health of the infrastructure and improving its on-time performance by completing 100% of the planned state highway pavement treatments.

**PERFORMANCE MEASURES TO QUANTIFY SUCCESS OF THE SOLUTION:**

The contractor, per the contract, is required to maintain the new freeway at an agreed upon level. The contractor is required to develop a maintenance information system (MIS) to store and report on maintenance activities. The contractor is evaluated on its performance. ADOT has established a maintenance administration unit to ensure the contractor maintains the new freeway at the agreed upon level.

**STATUTORY REFERENCE:**

A.R.S. § 28-332.2: Do multimodal state transportation planning, cooperate and coordinate transportation planning with local governments and establish an annually updated priority program of capital improvements for all transportation modes.

A.R.S. § 28-332.3: Design and construct transportation facilities in accordance with a priority plan and maintain and operate state highways, state owned airports and state public transportation systems.

**EQUIPMENT TO BE PURCHASED IF APPLICABLE:** N/A.

**CLASSIFICATION OF POSITIONS:** N/A

**ANNUALIZATIONS:** N/A.



**Exhibit 1**  
**Exhibit 2-4.4 of the Contract Between ADOT and Connect 202 Partners, LLC**

**EXHIBIT 2-4.4**

**ROUTINE MAINTENANCE BREAKDOWN**

All amounts are in year 2015 \$.

Year of Maintenance Period A	Maintenance Elements		Administrative Elements			Total Routine Maintenance G = B + C + D + E + F
	Landscape, Litter & Sweeping B	All Other Maintenance C	Bonds D	Insurance E	Other costs F	
1	\$ 644,068.51	\$ 693,871.67	\$ 246,198.87	\$ 482,870.65	\$ 1,093,047.06	\$ 3,160,056.76
2	\$ 644,068.51	\$ 693,871.67	\$ -	\$ 482,870.65	\$ 1,012,894.16	\$ 2,833,704.99
3	\$ 644,068.51	\$ 693,871.67	\$ -	\$ 482,870.65	\$ 1,012,894.16	\$ 2,833,704.99
4	\$ 644,068.51	\$ 693,871.67	\$ -	\$ 482,870.65	\$ 1,012,894.16	\$ 2,833,704.99
5	\$ 644,068.51	\$ 693,871.67	\$ -	\$ 482,870.65	\$ 1,012,894.16	\$ 2,833,704.99
6	\$ 644,068.51	\$ 693,871.67	\$ 509,339.60	\$ 482,870.65	\$ 1,012,894.16	\$ 3,343,044.60
7	\$ 644,068.51	\$ 693,871.67	\$ -	\$ 482,870.65	\$ 1,012,894.16	\$ 2,833,704.99
8	\$ 644,068.51	\$ 693,871.67	\$ -	\$ 482,870.65	\$ 1,012,894.16	\$ 2,833,704.99
9	\$ 644,068.51	\$ 693,871.67	\$ -	\$ 482,870.65	\$ 1,012,894.16	\$ 2,833,704.99
10	\$ 644,068.51	\$ 693,871.67	\$ -	\$ 482,870.65	\$ 1,012,894.16	\$ 2,833,704.99
11	\$ 644,068.51	\$ 693,871.67	\$ 293,584.03	\$ 482,870.65	\$ 1,012,894.16	\$ 3,127,289.03
12	\$ 644,068.51	\$ 693,871.67	\$ -	\$ 482,870.65	\$ 1,012,894.16	\$ 2,833,704.99
13	\$ 644,068.51	\$ 693,871.67	\$ -	\$ 482,870.65	\$ 1,012,894.16	\$ 2,833,704.99
14	\$ 644,068.51	\$ 693,871.67	\$ -	\$ 482,870.65	\$ 1,012,894.16	\$ 2,833,704.99
15	\$ 644,068.51	\$ 693,871.67	\$ -	\$ 482,870.65	\$ 1,012,894.16	\$ 2,833,704.99
16	\$ 644,068.51	\$ 693,871.67	\$ 839,507.88	\$ 482,870.65	\$ 1,012,894.16	\$ 3,673,212.88
17	\$ 644,068.51	\$ 693,871.67	\$ -	\$ 482,870.65	\$ 1,012,894.16	\$ 2,833,704.99
18	\$ 644,068.51	\$ 693,871.67	\$ -	\$ 482,870.65	\$ 1,012,894.16	\$ 2,833,704.99
19	\$ 644,068.51	\$ 693,871.67	\$ -	\$ 482,870.65	\$ 1,012,894.16	\$ 2,833,704.99
20	\$ 644,068.51	\$ 693,871.67	\$ -	\$ 482,870.65	\$ 1,012,894.16	\$ 2,833,704.99
21	\$ 644,068.51	\$ 693,871.67	\$ 245,016.31	\$ 482,870.65	\$ 1,012,894.16	\$ 3,078,721.30
22	\$ 644,068.51	\$ 693,871.67	\$ -	\$ 482,870.65	\$ 1,012,894.16	\$ 2,833,704.99
23	\$ 644,068.51	\$ 693,871.67	\$ -	\$ 482,870.65	\$ 1,012,894.16	\$ 2,833,704.99
24	\$ 644,068.51	\$ 693,871.67	\$ -	\$ 482,870.65	\$ 1,012,894.16	\$ 2,833,704.99
25	\$ 644,068.51	\$ 693,871.67	\$ -	\$ 482,870.65	\$ 1,012,894.16	\$ 2,833,704.99
26	\$ 644,068.51	\$ 693,871.67	\$ 654,120.40	\$ 482,870.65	\$ 1,012,894.16	\$ 3,487,825.39
27	\$ 644,068.51	\$ 693,871.67	\$ -	\$ 482,870.65	\$ 1,012,894.16	\$ 2,833,704.99
28	\$ 644,068.51	\$ 693,871.67	\$ -	\$ 482,870.65	\$ 1,012,894.16	\$ 2,833,704.99
29	\$ 644,068.51	\$ 693,871.67	\$ -	\$ 482,870.65	\$ 1,012,894.16	\$ 2,833,704.99
30	\$ 644,068.51	\$ 693,871.67	\$ -	\$ 482,870.65	\$ 1,095,187.91	\$ 2,915,998.74
<b>TOTAL</b>	<b>\$ 19,322,055.27</b>	<b>\$ 20,816,150.14</b>	<b>\$ 2,787,767.10</b>	<b>\$ 14,486,119.48</b>	<b>\$ 30,549,271.53</b>	<b>\$ 87,961,363.52</b>



## Exhibit 2

### Section 13.5.6 of the Contract Between ADOT and Connect 202 Partners, LLC

**13.5.6** The annual payments of the Maintenance Price will be escalated or reduced as described in this **Section 13.5.6**. The Parties shall document such escalations or reductions annual in a Supplemental Agreement, or as otherwise mutually agreed.

(a) Each Annual Routine Maintenance Payment will be escalated or reduced based on changes in CPI, as follows:

$$\text{Adjusted Annual Routine Maintenance Payment}_{\text{Year Y}} = \frac{\text{Annual Routine Maintenance Payment}_{\text{Year Y}}}{\text{Maintenance Payment}_{\text{Year Y}}} \times (\text{CPI} / \text{BCPI})$$

Where:

Annual Routine Maintenance Payment<sub>Year Y</sub> = the applicable year's Annual Routine Maintenance Payment as listed in Exhibit 2-4.4:

"CPI" = the CPI most recently published prior to the month in which Year Y commenced: and

BCPI = Base CPI

## Funding Issue Detail

Agency: Department of Transportation

Issue: 2 Highway Maintenance - New Lane Miles

Program: SLI Highway Maintenance  
Fund: DT2030-A State Highway Fund (Appropriated)

Calculated ERE: \$0.00  
Uniform Allowance: \$0.00

Expenditure Categories	FY 2024
FTE	0.0
Personal Services	0.0
Employee Related Expenses	0.0
<b>Subtotal Personal Services and ERE:</b>	0.0
Professional & Outside Services	0.0
Travel In-State	0.0
Travel Out-of-State	0.0
Food	0.0
Aid to Organizations & Individuals	0.0
Other Operating Expenditures	2,350.3
Equipment	0.0
Capital Outlay	0.0
Debt Services	0.0
Cost Allocation	0.0
Transfers	0.0
<b>Program / Fund Total:</b>	2,350.3

# Arizona Department of Transportation

## FY 2024 Decision Package

**Title: Highway Maintenance – New Lane Miles**

**FTE: 0; Request: \$2,350,300**

**Priority: 2**


---

### DESCRIPTION OF PROBLEM OR ISSUE:

The Arizona Department of Transportation (ADOT) is required to maintain and operate roadway miles added to its inventory as a result of new highway construction. New lane miles require additional in-house resources and service contracts to perform routine activities such as

- landscape maintenance
- signal and lighting repair and maintenance
- sweeping
- litter removal
- drainage maintenance
- graffiti clean-up and
- traffic control repair and maintenance

These activities are required immediately upon the opening of new lane miles to traffic. Added miles also result in increased electric and water costs as new lighting and landscaping is brought online.



There is no automatic funding link between the construction of these new highway miles and the cost to operate and maintain them. Accordingly, additional legislative appropriation is needed to address these new costs.

### HOW IT FURTHERS THE GOVERNOR'S FUNDAMENTALS MAP AND ADOT'S STRATEGIC PLAN:

This issue incorporates the governor's mission, key goals and agency key functions reflected in the governor's fundamentals map as shown below:

- key goals of a strong, innovative economy, safe communities, and efficient, accountable government and
- agency key functions of maintaining and expanding Arizona's critical public assets and infrastructure,



ensuring safe travel, and optimizing physical assets

This issue incorporates ADOT's strategic plan goals as follows:

- promoting transportation safety
- delivering value to the customer and
- maximizing resources

This issue also incorporates ADOT's key objectives and annual actions of

- improving the maintenance, operation, and service of the transportation system based on existing revenues

#### **PROPOSED SOLUTION TO THE PROBLEM OR ISSUE:**

ADOT requests \$2,350,300 in new funding in the State Highway Fund Maintenance Special Line item (SLI) to operate and maintain the new maintenance lane miles to be added to the state highway infrastructure during FY 2023. The table below provides a summary of the new lane miles to be added during FY 2023. At the end of this document there is a map (Exhibit 1) and a table that identifies the specific locations of the new maintenance lane miles to be added during FY 2023 (Exhibit 2).

Location	New Lane Miles	Cost Per Mile	Total (Rounded)
Urban	82.70	\$27,559	\$2,279,100
Rural	18.36	\$3,878	\$71,200
<b>Total</b>	<b>101.06</b>	--	<b>\$2,350,300</b>

The cost per lane mile is based on the agency's PeCoS maintenance management system data. PeCoS stands for Performance Controlled System and is the database program that plans and tracks all roadway maintenance costs and activities performed throughout the state. Each maintenance employee must enter a daily work report detailing the roadway maintenance activities performed and the equipment and materials used.



Although road surface maintenance is minimal on new maintenance lane miles, the vast majority of other types of ongoing upkeep involve landscaping, signing and striping, guardrails, signals and lighting, sweeping, litter removal, drainage, graffiti clean-up and traffic control. The table below illustrates the various programs for which maintenance funds were used in FY 2022.

Program	% of Total Costs
Drainage Maintenance	2.6%
Engineering / Inspection / Administration	15.3%
Landscape / Vegetation Maintenance	7.2%
Water, Electricity	2.3%
Rest Areas Maintenance	.1%
Roadside / Shoulder Maintenance	17.2%
Snow & Ice Maintenance	3.9%
Surface Maintenance	28.3%
Traffic Control / Signals	11.6%
Various Other Maintenance Activities <sup>1</sup>	11.6%
<b>Total Maintenance Costs</b>	<b>100.00%</b>

One of the key objectives of the agency's strategic plan is to improve the health of its infrastructure, primarily the state's highways. Key to achieving this objective is the annual action of completing 100% of the planned state highway pavement treatments. Without additional funding for the new lane miles, the agency will have to divert existing resources for planned highway maintenance to address the additional costs of new lane miles, thus preventing ADOT from accomplishing one of its key objectives, improving the health of the infrastructure by completing 100% of the planned state highway pavement treatments.

#### **ALTERNATIVES CONSIDERED AND REASONS FOR REJECTION:**

One alternative is the take-no-action alternative, meaning do not fund ongoing maintenance for new road miles and do not maintain the new lane miles. Another alternative is to reallocate maintenance funds for existing roadway lane miles to maintenance for new lane miles. Both of these alternatives were rejected because neither is a prudent or cost-effective approach for the following reasons:

- preserving the public investment in the state's transportation infrastructure
- improving roadway conditions and
- ensuring the safety of highway users

Further, the absence of additional funding for maintaining new lane miles means that routine maintenance to extend the life expectancy of the existing state highway system will not be performed. Alternatively, ADOT will have to use existing state highway fund maintenance SLI monies for planned roadway maintenance, meaning the planned maintenance for other lane miles in the state highway system will be deferred into the future. This approach is more costly in the long run, diminishes the road's life span, and leads to a decline in the health of the state's highway infrastructure. According to

---

<sup>1</sup> Blade unpaved roads, spot recondition unpaved roads, dust control, maintain unpaved turnouts & crossovers, major damage & disaster maintenance, emergency project administration, bluestake & encroachment permit, building & yard maintenance, material handling, contract administration, and other maintenance related activities.

the National Cooperative Highway Research Program<sup>2</sup>, deferred maintenance shortens the life of highway features and increases the life-cycle costs for taxpayers.

**IMPACT OF NOT FUNDING IN THIS YEAR:**

If this request is not funded, new maintenance lane miles will not be maintained. The absence of performing ongoing maintenance means that the following activities will not be performed:

- landscape maintenance
- signal and lighting repair and maintenance
- sweeping
- litter removal
- drainage maintenance
- graffiti clean-up and
- traffic control repair and maintenance

Alternatively, other roadway lane miles will not be maintained appropriately if existing funding is reallocated to new lane miles.

**PERFORMANCE MEASURES TO QUANTIFY SUCCESS OF THE SOLUTION:**

Percent of preventive maintenance performed on schedule.

Level-of-service condition measurements.

Reduced life-cycle costs.

**STATUTORY REFERENCE:**

A.R.S. § 28-332.3: Department of transportation jurisdiction, duties, divisions.

**EQUIPMENT TO BE PURCHASED IF APPLICABLE:** N/A.

**CLASSIFICATION OF POSITIONS:** N/A.

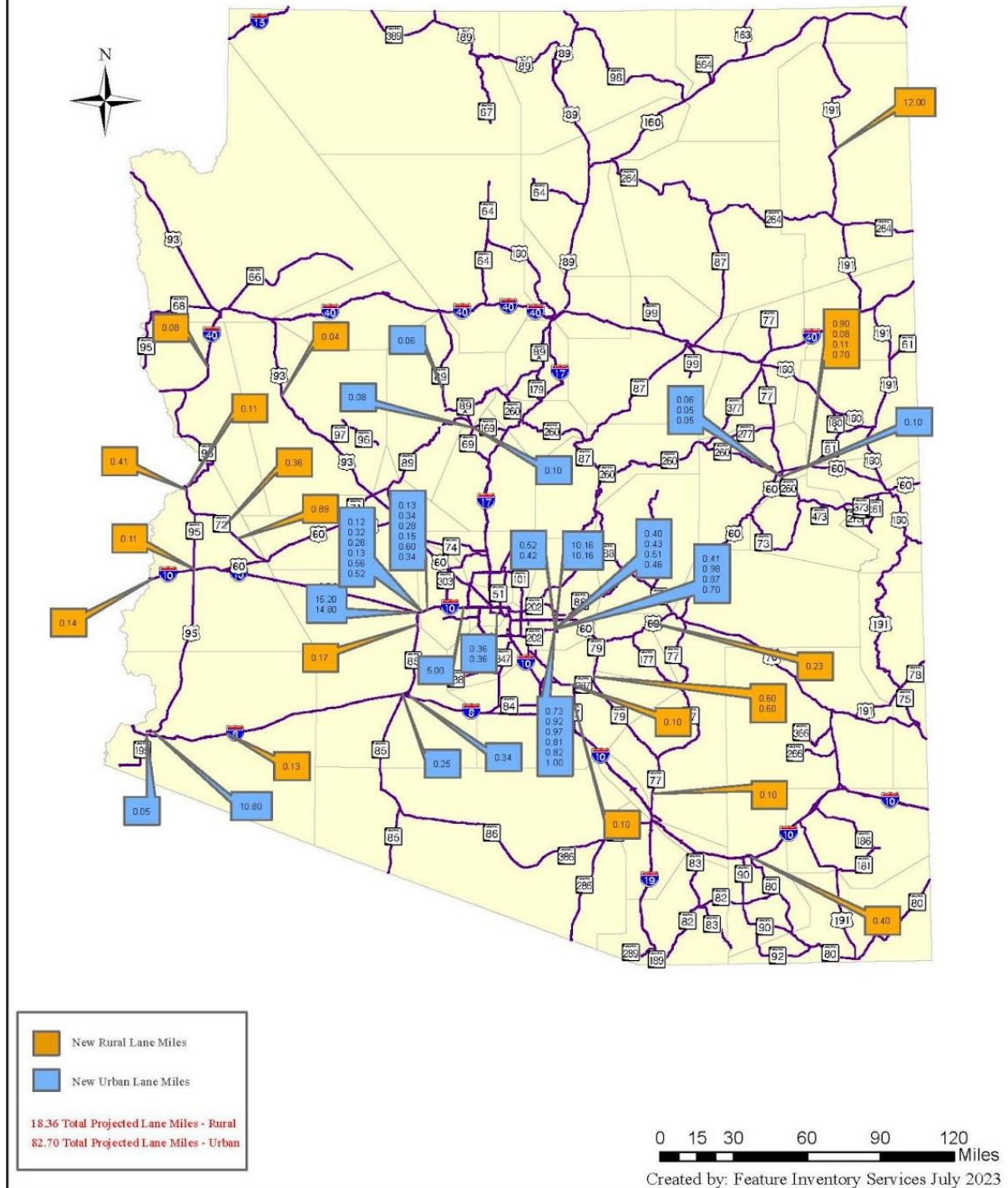
**ANNUALIZATIONS:** N/A.

---

<sup>2</sup> The National Center for Pavement Preservation (NCP) was established by [Michigan State University](#) and the [Foundation for Pavement Preservation](#) to lead collaborative efforts among government, industry, and academia in the advancement of pavement preservation.

## Exhibit 1

### Projected New Maintenance Lane Miles Urban and Rural Areas - FY2023



## Exhibit 2

URBAN		
Location	Route	MLM <sup>1</sup>
Phoenix Metropolitan	SR 24 / I-10 / I-17	70.76
Prescott / Prescott Valley	SR 69 / SR 169 / SR 89	0.24
Show Low / Pinetop-Lakeside	SR 260	.26
Yuma	SR 195 / US 95 / SR 8B	11.44
<b>Total Urban</b>		<b>82.70</b>

RURAL		
Location	Route	MLM <sup>1</sup>
East of Show Low	US 60	1.79
Chinle	US 191	12
Miscellaneous		4.57
<b>Total Rural</b>		<b>18.36</b>

<sup>1</sup> MLM = Maintenance Lane Miles



## Funding Issue Detail

Agency: Department of Transportation

Issue: 3 Driver License Volume & Cost Increase

Program: Customer Services  
Fund: DT2030-A State Highway Fund (Appropriated)

Calculated ERE: \$0.00  
Uniform Allowance: \$0.00

Expenditure Categories	FY 2024
FTE	0.0
Personal Services	0.0
Employee Related Expenses	0.0
<b>Subtotal Personal Services and ERE:</b>	0.0
Professional & Outside Services	0.0
Travel In-State	0.0
Travel Out-of-State	0.0
Food	0.0
Aid to Organizations & Individuals	0.0
Other Operating Expenditures	906.3
Equipment	0.0
Capital Outlay	0.0
Debt Services	0.0
Cost Allocation	0.0
Transfers	0.0
<b>Program / Fund Total:</b>	906.3

# Arizona Department of Transportation

## FY 2024 Decision Package

**Title: Driver License Volume and Cost Increase**

**FTE: 0; Request: \$906,300**


**Priority: 3**

---

### DESCRIPTION OF PROBLEM OR ISSUE:

The Arizona Department of Transportation's (ADOT) Motor Vehicle Division (MVD) issues driver licenses and identification cards. Customers pay a fee for driver licenses. As the volume of driver licenses increases there is no mechanism to automatically increase the operating budget appropriation to fund the increased cost.

Currently, MVD pays \$1.63 for each Driver License and ID card. This is made up of \$1.13 for Driver Licenses and ID cards (including 8.6% tax) and \$0.501 for postage.



Driver licenses and identification cards are produced on contract by a vendor and mailed directly to the customer. While the customer pays a fee for the credential upon completion of an application, the revenue from the fees goes to the Highway User Revenue Fund, which is distributed to municipalities as well as the State Highway Fund (SHF), from which ADOT's operating budget is appropriated by the legislature.

The volume of credentials issued generally increases each year, but ADOT's operating budget does not automatically increase to account for the additional volume and associated costs.

In FY 2020, 1,800,149 credentials were produced, and average monthly production of credentials was 175,000 prior to the COVID-19 pandemic. Monthly production slowed dramatically in the final three months of the fiscal year and only returned to historical levels in spring 2021. In FY 2021, total credential volume was 1,737,619 as the state began to recover from the effects of the pandemic. In FY 2022 ADOT returned to pre-pandemic volumes with a total credential volume of 1,789,452.

In FY 2023, ADOT anticipates significant growth in credential volume resulting from the start of federal enforcement of the REAL ID Act of 2005, implemented in Arizona as Travel ID,

which goes into effect on May 3, 2022. In FY 2023 ADOT received \$526,200 for credential costs related to Travel ID. In the FY 2024 Budget Request this budget issue consolidates all credential costs into one funding issue rather than having credential costs in multiple funding issues. In addition, ADOT anticipates a 1.5% increase in credential volume due to population growth from FY 2023 to FY 2024.

Finally, while the current price for the Arizona credential is stable, ADOT anticipates a change in the price for each credential printed beginning in early 2023, as the current contract is set to expire, and ADOT is in the process of procuring the services of a new vendor. ADOT expects to award the new contract by September 2022, and the new price will be determined at that time.

#### **HOW IT FURTHERS THE GOVERNOR’S FUNDAMENTALS MAP AND ADOT’S STRATEGIC PLAN:**

This issue incorporates the governor’s mission, key goals, and agency key functions reflected in the governor’s fundamentals map as shown below:

- key goal of efficient and accountable government and safe communities
- agency key function ensuring safe travel

This issue incorporates ADOT’s strategic plan goals as follows:

- delivering value to the customer and
- issuing Arizona Travel IDs

#### **PROPOSED SOLUTION TO THE PROBLEM OR ISSUE:**

ADOT requests a total of \$906,300 in State Highway Fund operating lump sum appropriation to fund the increased volume of credentials.

	<b>Card with 8.6% sales taxes</b>	<b>Postage</b>	<b>Average Cost</b>	<b>Driver Licenses</b>	<b>Total Driver License Cost</b>
FY 2020 Actual	\$1.04	\$0.45	\$1.50	1,800,100	\$2,694,000
FY 2021 Actual	\$1.04	\$0.47	\$1.51	1,737,619	\$2,621,300
FY 2022 Actual	\$1.04	\$0.50	\$1.54	1,789,500	\$2,762,200
FY 2023 Estimate	\$1.13	\$0.50	\$1.63	2,223,968	\$3,626,000
FY 2024 Estimate	\$1.13	\$0.50	\$1.63	2,257,328	\$3,680,400

FY 2023 Base Funding <sup>1</sup>	\$2,774,100
<b>FY 2024 Driver License Increase</b>	<b>\$906,300</b>

<sup>1</sup> Excludes \$526,200 appropriated in FY 2023 for Travel ID credentials. That amount is being backed out of the Travel ID issue as part of the phase down. The net increase for credentials is \$380,100 (\$906,300-\$526,200) with this request.

**ALTERNATIVES CONSIDERED AND REASONS FOR REJECTION:**

Failure to request additional funding would mean the agency would have to reallocate existing funds for MVD services to fund these costs. This alternative would negatively impact MVD's concerted efforts to achieve two of its key objectives, improve its end-to-end customer experience and improve financial health.

**IMPACT OF NOT FUNDING IN THIS YEAR:**

ADOT must issue driver licenses. If the issue is not funded ADOT would be forced to reallocate existing base funding for MVD services to fund these costs. No funding exists to pay for these costs within existing fund sources.

**PERFORMANCE MEASURES TO QUANTIFY SUCCESS OF THE SOLUTION:**

- Customer-wait time in MVD offices.
- Number and percent increase in the number of driver licenses issued.

**STATUTORY REFERENCE:**

- A.R.S § 28-3151: Driver license requirement.
- A.R.S § 28-3175: Driver licenses, non-operating identification licenses, use for boarding aircraft, accessing restricted areas, rules.

**EQUIPMENT TO BE PURCHASED IF APPLICABLE:** N/A.

**CLASSIFICATION OF POSITIONS:** N/A.

**ANNUALIZATIONS:** N/A.

## Funding Issue Detail

Agency: Department of Transportation

Issue: 4 License Plate Volume & Cost Increase

Program: Customer Services  
Fund: DT2030-A State Highway Fund (Appropriated)

Calculated ERE: \$0.00  
Uniform Allowance: \$0.00

Expenditure Categories	FY 2024
FTE	0.0
Personal Services	0.0
Employee Related Expenses	0.0
<b>Subtotal Personal Services and ERE:</b>	0.0
Professional & Outside Services	0.0
Travel In-State	0.0
Travel Out-of-State	0.0
Food	0.0
Aid to Organizations & Individuals	0.0
Other Operating Expenditures	406.6
Equipment	0.0
Capital Outlay	0.0
Debt Services	0.0
Cost Allocation	0.0
Transfers	0.0
<b>Program / Fund Total:</b>	406.6

# Arizona Department of Transportation

## FY 2024 Decision Package

**Title:** License Plate Volume and Cost Increase

**FTE:** 0; **Request:** \$406,600

**Priority:** 4

---

### DESCRIPTION OF PROBLEM OR ISSUE:

The Arizona Department of Transportation's (ADOT) motor vehicle division (MVD) issues license plates, and customers pay a fee for the license plates. As the volume of license plates issued grows, there is no mechanism to automatically increase the operating budget appropriation to fund the increased cost.



License plates are produced by the Department of Corrections', Rehabilitation & Reentry's Arizona Correctional Industries (ACI) program. Under the current pricing model, the average cost of a license plate is \$2.23, and the processing cost per plate for ADOT's fulfillment vendor is \$0.95, for a total cost per plate of \$3.18.

In FY 2021, 1,993,301 plates were produced and fulfilled. ADOT produced 1,923,474 plates in FY 2022. This was likely due to many factors, including the difficulty obtaining new and used vehicles during FY 2022. Although there was a slight decline in volume in FY 2022, ADOT anticipates a return to FY 2021 production levels in FY 2023 and FY 2024. ADOT estimates plate issuance totals of 2,000,000 each year.

Due to global supply chain constraints in FY 2022, ACI has experienced significant price increases for aluminum, which is one of the primary cost components in license plate production. As a result, ACI raised MVD's plate production costs from an average of \$2.19 per plate to an average of \$2.23 per plate.

In addition, ACI has been in the process of replacing its production equipment to a modern solution; however, due to issues with the availability of certain materials, it is still primarily producing plates on its old equipment. During FY 2023, ACI will produce plates on both the old and the new equipment, and expects the old equipment to still be the primary production source until the summer of 2023. Pricing will depend upon the equipment used to produce each plate. Plates produced on the old equipment will average \$2.23 per plate, and plates produced on the new equipment will average \$2.52 per plate. ACI has presented ADOT with

an amended contract for FY 2024 that would raise the average price per plate to \$2.91. ADOT has not yet agreed to the proposed pricing—the proposed contract amendment includes language making the increased FY 2024 pricing contingent upon its inclusion in the FY 2024 budget. See the table below.

Average Cost Per Plate	
FY 2023 old equipment pricing	\$2.23
FY 2023 new equipment pricing	\$2.52
FY 2024 ACI-proposed pricing	\$2.91

The table below shows the counts of plates produced by size from FY 2020 through FY 2024 estimated amounts.

Plate Production Counts By Size					
	FY 2020	FY 2021	FY 2022	FY 2023 (est.)	FY 2024 (est.)
12-inch plates	1,534,562	1,865,412	1,750,160	1,820,000	1,820,000
7-inch plates	149,350	127,889	173,314	180,000	180,000
Total	<b>1,683,912</b>	<b>1,993,301</b>	<b>1,923,474</b>	<b>2,000,000</b>	<b>2,000,000</b>

#### HOW IT FURTHERS THE GOVERNOR’S FUNDAMENTALS MAP AND ADOT’S STRATEGIC PLAN:

This issue incorporates the governor’s mission, key goals, and agency key functions reflected in the governor’s fundamentals map as shown below:

- key goal of efficient and accountable government and safe communities
- agency key function ensuring safe travel

This issue incorporates ADOT’s strategic plan goals as follows:

- Increasing MVD capacity to serve customers and
- Delivering value to the customer

#### PROPOSED SOLUTION TO THE PROBLEM OR ISSUE:

ADOT requests an increase of \$406,600 to the State Highway Fund operating lump sum appropriation to cover the cost of increased license plate volume.

	Plates	Average Cost	Fulfillment	Total Plate Cost	Total Expenditures
FY 2022 Actual	1,923,451	\$2.19	\$0.95	\$3.14	6,039,600
FY 2023 Low Estimate	2,000,000	\$2.23	\$0.95	\$3.18	6,360,000
FY 2023 High Estimate	2,000,000	\$2.52	\$0.95	\$3.47	6,940,000
FY 2024 Estimated Amount	2,000,000	\$2.91	\$0.95	\$3.86	7,720,000

FY 2023 Base Funding	7,313,400
<b>FY 2024 License Plate</b>	<b>406,600</b>

**ALTERNATIVES CONSIDERED AND REASONS FOR REJECTION:**

Failure to request additional funding would mean the agency would have to reallocate existing funds for MVD services to fund these costs. This alternative would negatively impact MVD's concerted efforts to achieve two of its key objectives, improve its end-to-end customer experience and improve financial health.

**IMPACT OF NOT FUNDING IN THIS YEAR:**

ADOT must issue license plates. If the issue is not funded, ADOT would be forced to reallocate existing base funding for MVD services to fund these costs. No funding exists to pay for these costs within existing fund sources.

**PERFORMANCE MEASURES TO QUANTIFY SUCCESS OF THE SOLUTION:**

- Customer-wait time in MVD offices.
- Number and percent increase in the number of license plates issued.

**STATUTORY REFERENCE:**

- A.R.S § 28-2351: License plate provided, design.

**EQUIPMENT TO BE PURCHASED IF APPLICABLE:** N/A.

**CLASSIFICATION OF POSITIONS:** N/A.

**ANNUALIZATIONS:** N/A.



## Funding Issue Detail

**Agency:** Department of Transportation

**Issue:** 5 FY 2024 Base Modification - 10% Salary

**Program:** SLI FY 2023 Salary Increase  
**Fund:** DT2030-A State Highway Fund (Appropriated)

**Calculated ERE:** #####  
**Uniform Allowance:** \$0.00

Expenditure Categories	FY 2024
FTE	0.0
Personal Services	(16,194.2)
Employee Related Expenses	(3,647.7)
<b>Subtotal Personal Services and ERE:</b>	<b>(19,841.9)</b>
Professional & Outside Services	0.0
Travel In-State	0.0
Travel Out-of-State	0.0
Food	0.0
Aid to Organizations & Individuals	0.0
Other Operating Expenditures	0.0
Equipment	0.0
Capital Outlay	0.0
Debt Services	0.0
Cost Allocation	0.0
Transfers	0.0
<b>Program / Fund Total:</b>	<b>(19,841.9)</b>

**Program:** SLI FY 2023 Salary Increase  
**Fund:** DT2005-A State Aviation Fund (Appropriated)

**Calculated ERE:** (\$15.60)  
**Uniform Allowance:** \$0.00

Expenditure Categories	FY 2024
FTE	0.0
Personal Services	(69.4)
Employee Related Expenses	(15.6)
<b>Subtotal Personal Services and ERE:</b>	<b>(85.0)</b>
Professional & Outside Services	0.0
Travel In-State	0.0
Travel Out-of-State	0.0
Food	0.0
Aid to Organizations & Individuals	0.0
Other Operating Expenditures	0.0
Equipment	0.0
Capital Outlay	0.0
Debt Services	0.0
Cost Allocation	0.0
Transfers	0.0
<b>Program / Fund Total:</b>	<b>(85.0)</b>

**Program:** SLI FY 2023 Salary Increase  
**Fund:** DT2071-A Transportation Department Equipment Fund (Appropriated)

**Calculated ERE:** (\$196.50)  
**Uniform Allowance:** \$0.00

Expenditure Categories	FY 2024
FTE	0.0
Personal Services	(872.4)
Employee Related Expenses	(196.5)
<b>Subtotal Personal Services and ERE:</b>	<b>(1,068.9)</b>
Professional & Outside Services	0.0

## Funding Issue Detail

<b>Agency:</b>	<b>Department of Transportation</b>
----------------	-------------------------------------

<b>Issue:</b>	<b>5</b>	<b>FY 2024 Base Modification - 10% Salary</b>
---------------	----------	---

Travel In-State	0.0
Travel Out-of-State	0.0
Food	0.0
Aid to Organizations & Individuals	0.0
Other Operating Expenditures	0.0
Equipment	0.0
Capital Outlay	0.0
Debt Services	0.0
Cost Allocation	0.0
Transfers	0.0

**Program / Fund Total:** (1,068.9)

<b>Program:</b>	<b>SLI FY 2023 Salary Increase</b>	<b>Calculated ERE:</b>	<b>(\$28.00)</b>
<b>Fund:</b>	<b>DT2272-A Vehicle Inspection and Certificate of Title Enforcement Fund (Appropri</b>	<b>Uniform Allowance:</b>	<b>\$0.00</b>

<b>Expenditure Categories</b>	<b>FY 2024</b>
FTE	0.0
Personal Services	(124.1)
Employee Related Expenses	(27.9)
<b>Subtotal Personal Services and ERE:</b>	<b>(152.0)</b>
Professional & Outside Services	0.0
Travel In-State	0.0
Travel Out-of-State	0.0
Food	0.0
Aid to Organizations & Individuals	0.0
Other Operating Expenditures	0.0
Equipment	0.0
Capital Outlay	0.0
Debt Services	0.0
Cost Allocation	0.0
Transfers	0.0
<b>Program / Fund Total:</b>	<b>(152.0)</b>

<b>Program:</b>	<b>SLI FY 2023 Salary Increase</b>	<b>Calculated ERE:</b>	<b>(\$27.40)</b>
<b>Fund:</b>	<b>DT2285-A Motor Vehicle Liability Insurance Enforcement Fund (Appropriated)</b>	<b>Uniform Allowance:</b>	<b>\$0.00</b>

<b>Expenditure Categories</b>	<b>FY 2024</b>
FTE	0.0
Personal Services	(121.7)
Employee Related Expenses	(27.4)
<b>Subtotal Personal Services and ERE:</b>	<b>(149.1)</b>
Professional & Outside Services	0.0
Travel In-State	0.0
Travel Out-of-State	0.0
Food	0.0
Aid to Organizations & Individuals	0.0
Other Operating Expenditures	0.0
Equipment	0.0
Capital Outlay	0.0
Debt Services	0.0
Cost Allocation	0.0
Transfers	0.0
<b>Program / Fund Total:</b>	<b>(149.1)</b>

## Funding Issue Detail

**Agency:** Department of Transportation

**Issue:** 5 FY 2024 Base Modification - 10% Salary

**Program:** SLI FY 2023 Salary Increase  
**Fund:** DT3113-A Highway User Revenue Fund (Appropriated)

**Calculated ERE:** (\$9.70)  
**Uniform Allowance:** \$0.00

Expenditure Categories	FY 2024
FTE	0.0
Personal Services	(43.0)
Employee Related Expenses	(9.7)
<b>Subtotal Personal Services and ERE:</b>	(52.7)
Professional & Outside Services	0.0
Travel In-State	0.0
Travel Out-of-State	0.0
Food	0.0
Aid to Organizations & Individuals	0.0
Other Operating Expenditures	0.0
Equipment	0.0
Capital Outlay	0.0
Debt Services	0.0
Cost Allocation	0.0
Transfers	0.0
<b>Program / Fund Total:</b>	(52.7)

**Program:** Director's Office/Transportation Board  
**Fund:** DT2030-A State Highway Fund (Appropriated)

**Calculated ERE:** \$11.70  
**Uniform Allowance:** \$0.00

Expenditure Categories	FY 2024
FTE	0.0
Personal Services	51.8
Employee Related Expenses	11.7
<b>Subtotal Personal Services and ERE:</b>	63.5
Professional & Outside Services	0.0
Travel In-State	0.0
Travel Out-of-State	0.0
Food	0.0
Aid to Organizations & Individuals	0.0
Other Operating Expenditures	0.0
Equipment	0.0
Capital Outlay	0.0
Debt Services	0.0
Cost Allocation	0.0
Transfers	0.0
<b>Program / Fund Total:</b>	63.5

**Program:** Transportation Support Services  
**Fund:** DT2005-A State Aviation Fund (Appropriated)

**Calculated ERE:** \$11.50  
**Uniform Allowance:** \$0.00

Expenditure Categories	FY 2024
FTE	0.0
Personal Services	51.2
Employee Related Expenses	11.5
<b>Subtotal Personal Services and ERE:</b>	62.7
Professional & Outside Services	0.0
Travel In-State	0.0
Travel Out-of-State	0.0

## Funding Issue Detail

<b>Agency:</b>	<b>Department of Transportation</b>
----------------	-------------------------------------

<b>Issue:</b>	<b>5</b>	<b>FY 2024 Base Modification - 10% Salary</b>
---------------	----------	---

Food	0.0
Aid to Organizations & Individuals	0.0
Other Operating Expenditures	0.0
Equipment	0.0
Capital Outlay	0.0
Debt Services	0.0
Cost Allocation	0.0
Transfers	0.0

**Program / Fund Total:** 62.7

<b>Program:</b>	<b>Transportation Support Services</b>	<b>Calculated ERE:</b>	<b>\$855.10</b>
<b>Fund:</b>	<b>DT2030-A State Highway Fund (Appropriated)</b>	<b>Uniform Allowance:</b>	<b>\$0.00</b>

<b>Expenditure Categories</b>	<b>FY 2024</b>
FTE	0.0
Personal Services	3,796.3
Employee Related Expenses	855.1
<b>Subtotal Personal Services and ERE:</b>	<b>4,651.4</b>
Professional & Outside Services	0.0
Travel In-State	0.0
Travel Out-of-State	0.0
Food	0.0
Aid to Organizations & Individuals	0.0
Other Operating Expenditures	0.0
Equipment	0.0
Capital Outlay	0.0
Debt Services	0.0
Cost Allocation	0.0
Transfers	0.0
<b>Program / Fund Total:</b>	<b>4,651.4</b>

<b>Program:</b>	<b>SLI Highway Maintenance</b>	<b>Calculated ERE:</b>	<b>\$663.60</b>
<b>Fund:</b>	<b>DT2030-A State Highway Fund (Appropriated)</b>	<b>Uniform Allowance:</b>	<b>\$0.00</b>

<b>Expenditure Categories</b>	<b>FY 2024</b>
FTE	0.0
Personal Services	2,946.0
Employee Related Expenses	663.5
<b>Subtotal Personal Services and ERE:</b>	<b>3,609.5</b>
Professional & Outside Services	0.0
Travel In-State	0.0
Travel Out-of-State	0.0
Food	0.0
Aid to Organizations & Individuals	0.0
Other Operating Expenditures	0.0
Equipment	0.0
Capital Outlay	0.0
Debt Services	0.0
Cost Allocation	0.0
Transfers	0.0
<b>Program / Fund Total:</b>	<b>3,609.5</b>

## Funding Issue Detail

**Agency:** Department of Transportation

**Issue:** 5 FY 2024 Base Modification - 10% Salary

**Program:** Construction  
**Fund:** DT2030-A State Highway Fund (Appropriated)

**Calculated ERE:** \$1,038.60  
**Uniform Allowance:** \$0.00

Expenditure Categories	FY 2024
FTE	0.0
Personal Services	4,611.2
Employee Related Expenses	1,038.6
<b>Subtotal Personal Services and ERE:</b>	5,649.8
Professional & Outside Services	0.0
Travel In-State	0.0
Travel Out-of-State	0.0
Food	0.0
Aid to Organizations & Individuals	0.0
Other Operating Expenditures	0.0
Equipment	0.0
Capital Outlay	0.0
Debt Services	0.0
Cost Allocation	0.0
Transfers	0.0
<b>Program / Fund Total:</b>	5,649.8

**Program:** Intermodal Transportation Planning  
**Fund:** DT2005-A State Aviation Fund (Appropriated)

**Calculated ERE:** \$4.10  
**Uniform Allowance:** \$0.00

Expenditure Categories	FY 2024
FTE	0.0
Personal Services	18.2
Employee Related Expenses	4.1
<b>Subtotal Personal Services and ERE:</b>	22.3
Professional & Outside Services	0.0
Travel In-State	0.0
Travel Out-of-State	0.0
Food	0.0
Aid to Organizations & Individuals	0.0
Other Operating Expenditures	0.0
Equipment	0.0
Capital Outlay	0.0
Debt Services	0.0
Cost Allocation	0.0
Transfers	0.0
<b>Program / Fund Total:</b>	22.3

**Program:** Intermodal Transportation Planning  
**Fund:** DT2030-A State Highway Fund (Appropriated)

**Calculated ERE:** \$101.60  
**Uniform Allowance:** \$0.00

Expenditure Categories	FY 2024
FTE	0.0
Personal Services	451.1
Employee Related Expenses	101.6
<b>Subtotal Personal Services and ERE:</b>	552.7
Professional & Outside Services	0.0
Travel In-State	0.0
Travel Out-of-State	0.0

## Funding Issue Detail

<b>Agency:</b>	Department of Transportation	
<b>Issue:</b>	5	FY 2024 Base Modification - 10% Salary

Food	0.0
Aid to Organizations & Individuals	0.0
Other Operating Expenditures	0.0
Equipment	0.0
Capital Outlay	0.0
Debt Services	0.0
Cost Allocation	0.0
Transfers	0.0

**Program / Fund Total:** 552.7

<b>Program:</b>	SLI Vehicles and Heavy Equipment	<b>Calculated ERE:</b>	\$196.50
<b>Fund:</b>	DT2071-A Transportation Department Equipment Fund (Appropriated)	<b>Uniform Allowance:</b>	\$0.00

Expenditure Categories	FY 2024
FTE	0.0
Personal Services	872.4
Employee Related Expenses	196.5
<b>Subtotal Personal Services and ERE:</b>	1,068.9
Professional & Outside Services	0.0
Travel In-State	0.0
Travel Out-of-State	0.0
Food	0.0
Aid to Organizations & Individuals	0.0
Other Operating Expenditures	0.0
Equipment	0.0
Capital Outlay	0.0
Debt Services	0.0
Cost Allocation	0.0
Transfers	0.0
<b>Program / Fund Total:</b>	1,068.9

<b>Program:</b>	Customer Services	<b>Calculated ERE:</b>	\$708.60
<b>Fund:</b>	DT2030-A State Highway Fund (Appropriated)	<b>Uniform Allowance:</b>	\$0.00

Expenditure Categories	FY 2024
FTE	0.0
Personal Services	3,145.8
Employee Related Expenses	708.6
<b>Subtotal Personal Services and ERE:</b>	3,854.4
Professional & Outside Services	0.0
Travel In-State	0.0
Travel Out-of-State	0.0
Food	0.0
Aid to Organizations & Individuals	0.0
Other Operating Expenditures	0.0
Equipment	0.0
Capital Outlay	0.0
Debt Services	0.0
Cost Allocation	0.0
Transfers	0.0
<b>Program / Fund Total:</b>	3,854.4

## Funding Issue Detail

**Agency:** Department of Transportation

**Issue:** 5 FY 2024 Base Modification - 10% Salary

<b>Program:</b>	Customer Services	<b>Calculated ERE:</b>	\$1.10
<b>Fund:</b>	DT2272-A Vehicle Inspection and Certificate of Title Enforcement Fund (Appropri	<b>Uniform Allowance:</b>	\$0.00

Expenditure Categories	FY 2024
FTE	0.0
Personal Services	4.7
Employee Related Expenses	1.0
<b>Subtotal Personal Services and ERE:</b>	5.7
Professional & Outside Services	0.0
Travel In-State	0.0
Travel Out-of-State	0.0
Food	0.0
Aid to Organizations & Individuals	0.0
Other Operating Expenditures	0.0
Equipment	0.0
Capital Outlay	0.0
Debt Services	0.0
Cost Allocation	0.0
Transfers	0.0
<b>Program / Fund Total:</b>	5.7

<b>Program:</b>	Customer Services	<b>Calculated ERE:</b>	\$9.10
<b>Fund:</b>	DT2285-A Motor Vehicle Liability Insurance Enforcement Fund (Appropriated)	<b>Uniform Allowance:</b>	\$0.00

Expenditure Categories	FY 2024
FTE	0.0
Personal Services	40.6
Employee Related Expenses	9.1
<b>Subtotal Personal Services and ERE:</b>	49.7
Professional & Outside Services	0.0
Travel In-State	0.0
Travel Out-of-State	0.0
Food	0.0
Aid to Organizations & Individuals	0.0
Other Operating Expenditures	0.0
Equipment	0.0
Capital Outlay	0.0
Debt Services	0.0
Cost Allocation	0.0
Transfers	0.0
<b>Program / Fund Total:</b>	49.7

<b>Program:</b>	Customer Services	<b>Calculated ERE:</b>	\$0.90
<b>Fund:</b>	DT3113-A Highway User Revenue Fund (Appropriated)	<b>Uniform Allowance:</b>	\$0.00

Expenditure Categories	FY 2024
FTE	0.0
Personal Services	3.9
Employee Related Expenses	0.9
<b>Subtotal Personal Services and ERE:</b>	4.8
Professional & Outside Services	0.0
Travel In-State	0.0
Travel Out-of-State	0.0

## Funding Issue Detail

<b>Agency:</b>	Department of Transportation	
<b>Issue:</b>	5	FY 2024 Base Modification - 10% Salary

Food	0.0
Aid to Organizations & Individuals	0.0
Other Operating Expenditures	0.0
Equipment	0.0
Capital Outlay	0.0
Debt Services	0.0
Cost Allocation	0.0
Transfers	0.0
<b>Program / Fund Total:</b>	4.8

<b>Program:</b>	Motor Vehicle Enforcement Services	<b>Calculated ERE:</b>	\$268.50
<b>Fund:</b>	DT2030-A State Highway Fund (Appropriated)	<b>Uniform Allowance:</b>	\$0.00

<b>Expenditure Categories</b>	<b>FY 2024</b>
FTE	0.0
Personal Services	1,192.1
Employee Related Expenses	268.5
<b>Subtotal Personal Services and ERE:</b>	1,460.6
Professional & Outside Services	0.0
Travel In-State	0.0
Travel Out-of-State	0.0
Food	0.0
Aid to Organizations & Individuals	0.0
Other Operating Expenditures	0.0
Equipment	0.0
Capital Outlay	0.0
Debt Services	0.0
Cost Allocation	0.0
Transfers	0.0
<b>Program / Fund Total:</b>	1,460.6

<b>Program:</b>	Motor Vehicle Enforcement Services	<b>Calculated ERE:</b>	\$26.90
<b>Fund:</b>	DT2272-A Vehicle Inspection and Certificate of Title Enforcement Fund (Appropriated)	<b>Uniform Allowance:</b>	\$0.00

<b>Expenditure Categories</b>	<b>FY 2024</b>
FTE	0.0
Personal Services	119.4
Employee Related Expenses	26.9
<b>Subtotal Personal Services and ERE:</b>	146.3
Professional & Outside Services	0.0
Travel In-State	0.0
Travel Out-of-State	0.0
Food	0.0
Aid to Organizations & Individuals	0.0
Other Operating Expenditures	0.0
Equipment	0.0
Capital Outlay	0.0
Debt Services	0.0
Cost Allocation	0.0
Transfers	0.0
<b>Program / Fund Total:</b>	146.3



## Funding Issue Detail

**Agency:** Department of Transportation

**Issue:** 5 FY 2024 Base Modification - 10% Salary

**Program:** Motor Vehicle Enforcement Services

**Fund:** DT2285-A Motor Vehicle Liability Insurance Enforcement Fund (Appropriated)

**Calculated ERE:** \$18.30

**Uniform Allowance:** \$0.00

Expenditure Categories	FY 2024
FTE	0.0
Personal Services	81.1
Employee Related Expenses	18.3
<b>Subtotal Personal Services and ERE:</b>	99.4
Professional & Outside Services	0.0
Travel In-State	0.0
Travel Out-of-State	0.0
Food	0.0
Aid to Organizations & Individuals	0.0
Other Operating Expenditures	0.0
Equipment	0.0
Capital Outlay	0.0
Debt Services	0.0
Cost Allocation	0.0
Transfers	0.0
<b>Program / Fund Total:</b>	99.4

**Program:** Motor Vehicle Enforcement Services

**Fund:** DT3113-A Highway User Revenue Fund (Appropriated)

**Calculated ERE:** \$8.80

**Uniform Allowance:** \$0.00

Expenditure Categories	FY 2024
FTE	0.0
Personal Services	39.1
Employee Related Expenses	8.8
<b>Subtotal Personal Services and ERE:</b>	47.9
Professional & Outside Services	0.0
Travel In-State	0.0
Travel Out-of-State	0.0
Food	0.0
Aid to Organizations & Individuals	0.0
Other Operating Expenditures	0.0
Equipment	0.0
Capital Outlay	0.0
Debt Services	0.0
Cost Allocation	0.0
Transfers	0.0
<b>Program / Fund Total:</b>	47.9

# Arizona Department of Transportation

## FY 2024 Decision Package

**Title: FY 2024 Base Modification – 10% Salary**

**FTE: 0; Request: \$0**

**Priority: 5**

---

### DESCRIPTION OF PROBLEM OR ISSUE:

The Arizona Department of Transportation (ADOT) has worked diligently with the Governor's Office over the last few Fiscal Years to address compensation. ADOT received funding for salary increases in FY 2022 and FY 2023. In the FY 2023 Budget the State Legislature and Governor included a 10% increase for all state employees. This was monumental. ADOT recognizes the commitment by the Governor and Legislature that is required to make this possible. The compensation increases received in FY 2022 and FY 2023 will go a long way towards making ADOT competitive, reducing vacancy rates, and increasing ADOT's ability to retain critical positions.

ADOT was appropriated \$21,349,600 in FY 2023 pursuant to Laws 2022, 2<sup>nd</sup> Regular Session, CH. 313 (HB 2862), Section 124 for the 10% across-the-board pay increase. The FY 2023 Appropriations Report included the increase as a Special Line Item (SLI) in the FY 2023 Appropriations Report. It was allocated by fund as follows:

Fund	Amount
Department Fleet Operations Fund (DT2071)	\$1,068,900
Highway User Revenue Fund (DT3113)	\$52,700
Motor Vehicle Liability Insurance Enforcement Fund (DT2285)	\$149,100
State Aviation Fund (DT2005)	\$85,000
State Highway Fund (DT2030)	\$19,841,900
Vehicle Inspection & Certificate of Title Enforcement Fund (DT2272)	\$152,000
Total	\$21,349,600

The FY 2023 Salary Increase amount has been loaded as an SLI in BUDDIES instead of in the appropriations from which the employees are paid. This request is to move the funding in FY 2024 to the appropriation/fund combinations where it will be expended.

### HOW IT FURTHERS THE GOVERNOR'S FUNDAMENTALS MAP AND ADOT'S STRATEGIC PLAN:

This issue incorporates the governor's mission, key goals and agency key functions reflected in the governor's fundamentals map as shown below:

- key goals of an efficient and accountable government, and
- key functions of attracting, developing, and retaining talent

This issue incorporates ADOT's strategic plan as follows:

- maximizing resources
- building a culture of highly engaged employees

**PROPOSED SOLUTION TO THE PROBLEM OR ISSUE:**

ADOT requests that the \$21,349,600 appropriated for the 10% across-the-board increase be transferred from the FY 2023 Salary Increase SLI to the appropriate appropriation/fund combination in FY 2024.

See Exhibit 1 for detail.

**ALTERNATIVES CONSIDERED AND REASONS FOR REJECTION:**

ADOT could leave the FY 2023 10% across-the-board pay increase in a Special Line Item (SLI) and perform appropriation transfers annually in lieu of a decision package to make the permanent change. This alternative was rejected as it would add inefficiency to the process that would need to be repeated annually. It would not be consistent with the Arizona Management System or the key goal of an efficient and accountable government.

**IMPACT OF NOT FUNDING IN THIS YEAR:**

This request is a \$0-dollar request and simply distributes the FY 2023 10% across-the-board increase to the appropriate appropriation/fund combination internally within ADOT.

**PERFORMANCE MEASURES TO QUANTIFY SUCCESS OF THE SOLUTION:**

The FY 2023 10% across-the-board increase is fully distributed appropriately.

**STATUTORY REFERENCE:**

Laws 2022, 2<sup>nd</sup> Regular Session, CH. 313 (HB 2862), Section 124

**EQUIPMENT TO BE PURCHASED IF APPLICABLE:** N/A

**CLASSIFICATION OF POSITIONS:** N/A

**ANNUALIZATIONS:** N/A

Exhibit 1  
FY 2024 Base Modification - 10% Salary

Buddies Program #	Buddies Program	Fund	Fund Nm	Operating Lump Sum (DT58000)	Highway Maintenance (DT58170)	Authorized Third Party SLI (DT58955)	Vehcl Heavy Equipment Maintenance (DT59340)	Grand Total
1-1	Director's Office/Transportation Board	DT2030	State Highway Fund	\$63,500				\$63,500
1-2	Transportation Support Services	DT2005	State Aviation Fund	\$62,700				\$62,700
1-2	Transportation Support Services	DT2030	State Highway Fund	\$4,606,800	\$44,600			\$4,651,400
2-1	Highway Maintenance SLI	DT2030	State Highway Fund		\$3,609,500			\$3,609,500
2-2	Construction	DT2030	State Highway Fund	\$4,175,200	\$1,474,600			\$5,649,800
2-3	Intermodal Transportation Planning	DT2005	State Aviation Fund	\$22,300				\$22,300
2-3	Intermodal Transportation Planning	DT2030	State Highway Fund	\$552,700				\$552,700
2-4	Vehicle & Heavy Equipment SLI	DT2071	Dept. Fleet Oper. Fund				\$1,068,900	\$1,068,900
3-1	Customer Services	DT2030	State Highway Fund	\$3,743,100		\$111,300		\$3,854,400
3-1	Customer Services	DT2272	Vehicle Insp. & Cert. of Title Enf. Fund			\$5,700		\$5,700
3-1	Customer Services	DT2285	Motor Vehicle Liab. Ins. Enf. Fund	\$44,900		\$4,800		\$49,700
3-1	Customer Services	DT3113	Highway User Revenue Fund			\$4,800		\$4,800
3-2	Motor Vehicle Enforcement Services	DT2030	State Highway Fund	\$1,460,600				\$1,460,600
3-2	Motor Vehicle Enforcement Services	DT2272	Vehicle Insp. & Cert. of Title Enf. Fund	\$146,300				\$146,300
3-2	Motor Vehicle Enforcement Services	DT2285	Motor Vehicle Liab. Ins. Enf. Fund	\$99,400				\$99,400
3-2	Motor Vehicle Enforcement Services	DT3113	Highway User Revenue Fund	\$47,900				\$47,900
<b>Grand Total</b>				<b>\$15,025,400</b>	<b>\$5,128,700</b>	<b>\$126,600</b>	<b>\$1,068,900</b>	<b>\$21,349,600</b>

Fund Source

DT2030	State Highway Fund	\$14,601,900	\$5,128,700	\$111,300	\$0	\$19,841,900
DT2005	State Aviation Fund	\$85,000	\$0	\$0	\$0	\$85,000
DT2071	Dept. Fleet Oper. Fund	\$0	\$0	\$0	\$1,068,900	\$1,068,900
DT2272	Vehicle Insp. & Cert. of Title Enf. Fund	\$146,300	\$0	\$5,700	\$0	\$152,000
DT2285	Motor Vehicle Liab. Ins. Enf. Fund	\$144,300	\$0	\$4,800	\$0	\$149,100
DT3113	Highway User Revenue Fund	\$47,900	\$0	\$4,800	\$0	\$52,700
<b>Grand Total</b>		<b>\$15,025,400</b>	<b>\$5,128,700</b>	<b>\$126,600</b>	<b>\$1,068,900</b>	<b>\$21,349,600</b>

## Funding Issue Detail

Agency: Department of Transportation

Issue: 6 Department Fleet Operations Fund Appropriation

Program: SLI Vehicles and Heavy Equipment

Fund: DT2071-A Transportation Department Equipment Fund (Appropriated)

Calculated ERE: \$0.00

Uniform Allowance: \$0.00

Expenditure Categories	FY 2024
FTE	0.0
Personal Services	0.0
Employee Related Expenses	0.0
<b>Subtotal Personal Services and ERE:</b>	0.0
Professional & Outside Services	0.0
Travel In-State	0.0
Travel Out-of-State	0.0
Food	0.0
Aid to Organizations & Individuals	0.0
Other Operating Expenditures	0.0
Equipment	0.0
Capital Outlay	0.0
Debt Services	0.0
Cost Allocation	0.0
Transfers	0.0
<b>Program / Fund Total:</b>	0.0

# Arizona Department of Transportation

## FY 2024 Decision Package

**Title: Department Fleet Operations Fund Appropriation**

**FTE: 0; Request: TBD**

**Priority: 6**

---

### DESCRIPTION OF PROBLEM OR ISSUE:

Pursuant to A.R.S. § 28-7006, the Arizona Department of Transportation (ADOT) Equipment Services Section (EQS) uses the Department Fleet Operations Fund to maintain, service, and repair the department's fleet. Additionally, the appropriation houses maintenance, service, and repair expenses for the state fleet prior to expenditure transfers to the State Fleet Operations appropriation.

Due to a number of factors, including global supply chain issues, increasing costs of parts and services, and higher maintenance costs due to the difficulty in procuring new vehicles to replace aging ones, there is increased pressure on the appropriation for the Department Fleet Operations Fund. ADOT does not have appropriation capacity to absorb additional increased costs. Since FY 2019, expenditures have been very close to the appropriation limit, raising concerns about the potential for reaching the limit and jeopardizing ADOT's ability to provide critical service to the state fleet. The chart below shows appropriation and expenses since FY 2019. The FY 2022 expenditures are closer to the appropriation than they appear. Because agencies that participate in the state fleet are billed in July of the subsequent fiscal year for expenses incurred in June, the appropriation must have capacity to contain those expenditures until they can be offset to the State Fleet Operations Fund after the fiscal year has closed.

	Appropriation	Expenditures	Difference	% of Approp Remaining
FY 2019	\$18,609,300	\$18,491,600	\$117,700	0.63%
FY 2020	\$18,654,800	\$18,074,700	\$580,100	3.11%
FY 2021	\$19,167,800	\$19,084,300	\$83,500	0.44%
FY 2022	\$19,285,200	\$18,890,900	\$394,300	2.04%

The appropriation is experiencing cost pressures in three areas: aging fleet, increased costs for parts, and increased external costs for repairs.

The Department Fleet Operations Fund is critical to operating both the ADOT fleet and the state fleet. All expenditures for maintenance, service, and repairs for the state fleet are charged to the fund prior to being offset to the State Fleet Operations Fund. ADOT EQS invoices state fleet customers at the beginning of each month for the prior month's expenses and then offsets the expenditures to the State Fleet Operations Fund after that fund receives the payment. If the expenditures in the

Department Fleet Operations Fund reach the appropriation limit, ADOT EQS will not be able to maintain either the ADOT fleet or the state fleet.

In FY 2022, the legislature passed and the governor signed HB2862, which increased the Vehicle Replacement SLI by \$7,000,000; however, due to supply chain issues it will take several years to fully replace all of the older vehicles. Currently, there are 255 vehicles in the ADOT fleet that have exceeded their mileage replacement criteria and 393 vehicles with lifetime maintenance costs that exceed the acquisition cost. When vehicles are retained beyond their normal life cycle, the vehicles need repairs more frequently, and the repairs become more in-depth and costlier.

From FY 2021 to FY 2022, the cost of parts increased 10% to 50%, depending on the part, and overall parts expenditures increased from \$6,348,830 to \$7,170,911. Some examples of increased parts costs are:

- Part # FLT1257502 (highest use oil filter) increased from \$2.82 to \$3.54 per unit. An increase of 25.5%
- 5W30 and 5W20 Motor Oil increased from \$1.42 to \$2.19 per quart. An increase of 54%
- R134a Automotive Refrigerant increased from \$87 to \$350 per 30-pound container. An increase of over 300%

Commercial outsourcing costs have similarly increased. ADOT EQS sends vehicles to vendors to repair when it is less costly for commercial vendors to perform the necessary repairs, and those repairs cost 20% to 30% more in FY 2022 than FY 2021. The examples below show vendor charges for performing the same preventative maintenance on a specific vehicle to get that vehicle ready for snow season:

- Vendor PM-D on Freightliner Snow plow (2016) (F498):
  - 2022: \$3,991.74
  - 2020: \$1,809.31
  - **120% increase**
- Vendor PM-D on International Truck (2005) (F416)):
  - 2021: \$2,946.24
  - 2019: \$1,945.03
  - **51% increase**
- Vendor PM-D on International Truck (2005 (F402)):
  - 2022: \$1,844.72
  - 2020: \$879.40
  - **109% increase**

#### **HOW IT FURTHERS THE GOVERNOR'S FUNDAMENTALS MAP AND ADOT'S STRATEGIC PLAN:**

This issue incorporates the governor's mission, key goals and agency key functions in the governor's fundamentals map as shown below:

- key goals of safe communities and efficient and accountable government and
- agency key functions of maintaining and expanding Arizona's critical public assets and infrastructure, ensuring safe travel, optimizing physical assets, and mitigating risks through prevention and education

This issue also incorporates ADOT's strategic plan goals as follows:

- promoting transportation safety
- delivering value to the customer
- maximizing resources

**PROPOSED SOLUTION TO THE PROBLEM OR ISSUE:**

ADOT requests an appropriation increase in the Department Fleet Operations Fund (DT2071). The increased appropriation is necessary to account for increased costs associated with servicing the ADOT fleet and the state fleet. The amount is to be determined, and ADOT will provide a request based on current expenditure data no later than November 1.

This request is only for an appropriation increase, not a funding increase. Revenues from internal customers will remain a strict limit on expenditures.

**ALTERNATIVES CONSIDERED AND REASONS FOR REJECTION:**

The "do nothing" option has been rejected. Deferring maintenance on department and state vehicles would result in improperly maintained vehicles that would age prematurely. The issue with the inability to acquire new vehicles due to supply chain issues would further exacerbate the pressure on the appropriation.

**IMPACT OF NOT FUNDING IN THIS YEAR:**

Maintaining the current appropriation will require ADOT to defer necessary maintenance on state fleet and department vehicles. Vehicles would not be maintained properly, and necessary repairs would be delayed. The availability of vehicles for ADOT's and other agencies' needs would be negatively impacted.

**PERFORMANCE MEASURES TO QUANTIFY SUCCESS OF THE SOLUTION:**

Appropriation level set to allow full utilization of the state fleet and ADOT fleet.

**STATUTORY REFERENCE (N/A if not applicable to issue):**

A.R.S. § 28-7006. Department fleet operations fund

**EQUIPMENT TO BE PURCHASED IF APPLICABLE: N/A**

**CLASSIFICATION OF POSITIONS: N/A**

**ANNUALIZATIONS: N/A**



## Funding Issue Detail

**Agency:** Department of Transportation

**Issue:** 7 MVD Security Modernization (Phase 2)

**Program:** Transportation Support Services  
**Fund:** DT2285-A Motor Vehicle Liability Insurance Enforcement Fund (Appropriated)

**Calculated ERE:** \$0.00  
**Uniform Allowance:** \$0.00

Expenditure Categories	FY 2024
FTE	0.0
Personal Services	0.0
Employee Related Expenses	0.0
<b>Subtotal Personal Services and ERE:</b>	0.0
Professional & Outside Services	0.0
Travel In-State	0.0
Travel Out-of-State	0.0
Food	0.0
Aid to Organizations & Individuals	0.0
Other Operating Expenditures	(931.9)
Equipment	0.0
Capital Outlay	0.0
Debt Services	0.0
Cost Allocation	0.0
Transfers	0.0
<b>Program / Fund Total:</b>	(931.9)

**Program:** Transportation Support Services  
**Fund:** DT2030-A State Highway Fund (Appropriated)

**Calculated ERE:** \$0.00  
**Uniform Allowance:** \$0.00

Expenditure Categories	FY 2024
FTE	0.0
Personal Services	0.0
Employee Related Expenses	0.0
<b>Subtotal Personal Services and ERE:</b>	0.0
Professional & Outside Services	0.0
Travel In-State	0.0
Travel Out-of-State	0.0
Food	0.0
Aid to Organizations & Individuals	0.0
Other Operating Expenditures	730.9
Equipment	0.0
Capital Outlay	0.0
Debt Services	0.0
Cost Allocation	0.0
Transfers	0.0
<b>Program / Fund Total:</b>	730.9

# Arizona Department of Transportation

## FY 2024 Decision Package

**Title: MVD Security Modernization (Phase 2)**

**FTE: 0; Request: (\$201,000)**

**Priority: 7**

---

### **DESCRIPTION OF PROBLEM OR ISSUE:**

The Arizona Department of Transportation (ADOT) has multiple functions where interactions with the public are required. The prevalence of acts of aggression has increased, and this leaves both customers and employees vulnerable to violent acts. To counteract this trend ADOT requires additional security for ADOT buildings.

Statistics from the Phoenix Police Department show that violent crime increased by over 20% in 2022 in comparison to 2021. This trend is seen in almost every major city in the United States based on a report by the Major Cities Chiefs Association. See Exhibit 1 at the end of the decision package for additional information.

ADOT is experiencing an increase in these types of incidents in its Motor Vehicle offices and vehicle inspection locations. In FY 2022 there were 22 total customer incidents with 14 of the incidents requiring the assistance of emergency responders. These incidents involved customer service representatives (CSRs) being threatened, attacked, and also included damage to property. In addition, the West Phoenix office had two incidents that required security to deploy pepper spray on violent customers. Like all of the locations slated for upgrades, having accessible panic buttons and clear video of the incidents is key to protecting customers and staff during incidents like these and prosecuting the perpetrators following them.

In order to protect employees, customers, and buildings, ADOT is requesting funds to increase security at some its most vulnerable locations. In phase 1, locations were chosen for the upgrade by evaluating the age of equipment, location, and proximity to other MVD locations. Eleven offices were identified and will be upgraded with better video cameras, ID badge scanners, intrusion sensors on doorways, and panic buttons. For subsequent phases, security audits have been completed at all locations to ensure maximum efficiency with the project. This proposal is to upgrade the security systems at ten of ADOT's 42 MVD offices. The request will harden building security, improve electronic deterrent equipment, install panic alarms, and install badge readers.

### **HOW IT FURTHERS THE GOVERNOR'S FUNDAMENTALS MAP AND ADOT'S STRATEGIC PLAN:**

This issue incorporates the governor's mission, key goals, and agency key functions as shown below:

- key goals of efficient and accountable government and safe communities
- agency key functions of improving processes, managing risk, and deterring criminal activity

This issue incorporates ADOT’s strategic plan goals as follows:

- delivering value to the customer

This issue also incorporates ADOT’s annual actions of

- recommending the best and most efficient use of available funding to deliver public safety and service

**PROPOSED SOLUTION TO THE PROBLEM OR ISSUE:**

ADOT is requesting a (\$201,000) reduction to the amount appropriated in FY 2023 for MVD Security Systems (Phase 1). This funding will harden building security, improve electronic deterrent equipment, install panic alarms, and install badge readers at 11 MVD building locations in FY 2023. In addition, this request swaps the remaining funding in FY 2024 from the Motor Vehicle Liability Insurance Enforcement Fund (DT 2285) to the State Highway Fund (DT 2030) as shown in the table below.

Fund	FY 2024 Need	FY 2023 Approp.	FY 2024 Request
Motor Vehicle Liability Insurance Enforcement Fund (DT 2285)	\$0	\$931,900	(\$931,900)
State Highway Fund (DT 2030)	\$730,900	\$0	\$730,900
Total Request	\$730,900	\$931,900	(\$201,000)

The reduction of (\$201,000) will leave \$730,900 in the base budget to move forward with Phase 2. Phase 2 includes 10 additional locations and will address the same 4 security issues mentioned above. See the table below for request details. Additional information is available in Exhibit 2 at the end of the decision package.

**MVD Security Modernization Costs (Phase 2)**

Office	Location	Total
Tempe	1703 E Larkspur Ln	70,600
Casa Grande	240 W Cottonwood Ln	44,100
Coolidge	672 N Arizona Blvd	33,600
Window Rock	HWY 264 M.P. 476	39,300
Holbrook	2108 E Navajo Blvd	35,800
Northwest	20626 N 26th Ave, Phx AZ	76,500
South Mountain	221 E Olympic Dr, Phx AZ	76,100
Tucson East	1360 S Stocker Dr	80,600
Tucson North	7330 N Shannon Rd	103,500
West Phoenix	4005 N 51st St	104,300
Contingency @ 10%		66,500
<b>FY 2024 Total</b>		730,900
<b>FY 2023 Appropriation</b>		931,900
<b>FY 2024 Request</b>		(201,000)

The table below represents phase 3 of a phased approach to add and upgrade existing security equipment at existing facilities. ADOT will request funding in FY 2025 so that an additional 9 MVD offices can be upgraded. See the table below for additional details:

### MVD Security Modernization Locations (Phase 3)

Office	Location
Apache Junction	575 N. Idaho Rd Ste 600
Bullhead City	1325 Alonas Way
Kingman	3670 E. Andy Devine Ave (Hwy 66)
Lake Havasu City	2081 Spawr Circle
Payson	122 E. Highway 260 Ste 122
Surprise	13009 W. Bell Rd.
Yuma	2165 E. Gila Ridge Rd.
Safford	310 W. Main St.
Page	Route 89 MP 551

#### Video Equipment:

The closed-circuit television (CCTV) video equipment used in most MVD offices is past its useful life expectancy and needs to be replaced with new video technology. The older video equipment quality is poor which makes identification of violent customers more difficult. See Exhibit 3 for an example of the improved video that will be available after upgrading the equipment.

#### Building Access:

Many locations are still using manual keys and numeric keypads. These offices need to be upgraded to badge readers as this has become the standard across state government. The continued use of keys causes multiple security issues. Keys can be duplicated, lost or stolen and are hard to ensure they are returned from separating employees. This causes the door locks to be rekeyed multiple times annually. Numeric keypads also carry with them security risks. Combinations can be viewed by others when used which increases the risk for unauthorized entry.

Electronic badge readers make denying access to terminated employees more efficient. Access to the building in the early morning hours takes only a few seconds with a badge which is safer for the employees who open the MVD offices.

#### Intrusion Systems:

Locations without intrusion systems or that have outdated systems are vulnerable to break-ins. Intruders can enter the building undetected and threaten employees, steal equipment, damage property, and take confidential documents. This request is to update the intrusion systems in eight offices and install systems in two offices.

#### Switch, Labor, Cables, Conduit, and Licensing:

A network switch is networking hardware that connects devices on a computer network by using packet switching to receive and forward data to the destination device. The new switches are installed by ADOT's information technology department and are required to ensure the security systems work efficiently on the network. In addition, this category includes labor, cables, conduit, and licensing costs associated with the request.

**ALTERNATIVES CONSIDERED AND REASONS FOR REJECTION:**

Alternatives considered include not improving security at the identified MVD facilities. This option was rejected because the budget request prioritizes employee and customer safety and safeguards State assets.

Another option evaluated was to utilize building renewal funding for some or the entire project. "Building renewal," pursuant to A.R.S. 41-790, is defined as "major activities that involve the repair or reworking of a building and the supporting infrastructure that will result in maintaining a building's expected useful life. Building renewal does not include new building additions, new infrastructure additions, landscaping and area beautification, routine preventive maintenance except as provided in section 41-793.01, subsection D or demolition and removal of a building." Further, "infrastructure" is defined as "non-building improvements that directly support operating a facility that is listed in the annual building system such as utility delivery systems, roadway systems, external lighting systems, irrigation systems, sidewalks and parking lots."

Beyond these definitions in statute there is no other law, rule, or policy that discusses in detail what types of building maintenance or infrastructure are acceptable uses of building renewal funds, and no case law exists on the subject. ADOA publishes the ADOA Capital Improvement Plan Instruction Manual but it does not provide definitive guidance. General practice at ADOT, and throughout the state, has been to not utilize building renewal for the types of equipment in this request. However, this practice is not founded in any legal analysis so it could be a potential approach for funding the security improvements at MVD locations.

However, ADOT rejected the option to utilize building renewal funds due to the existing backlog of building renewal projects and limited capacity of the building renewal appropriation. ADOT has fully allocated its FY 2023 building renewal appropriation of \$18,139,400 and has an unfunded liability of \$27,868,009 in building renewal projects.

**IMPACT OF NOT FUNDING IN THIS YEAR:**

MVD offices will remain vulnerable to acts of violence on its employees, customers and facilities. Offices will not have intrusion systems or adequate camera coverage to deter or protect them from property crime.

**PERFORMANCE MEASURES TO QUANTIFY SUCCESS OF THE SOLUTION:**

Completion of security modernization efforts at MVD field offices.

Response to violent or aggressive incidents and property crime at MVD offices across Arizona.

**STATUTORY REFERENCE:**

A.R.S. § 41-790

ADOA Capital Improvement Plan Instruction Manual:

<https://gsd.az.gov/sites/default/files/Capital%20Improvement%20Plan%20Instructions.pdf>

**EQUIPMENT TO BE PURCHASED IF APPLICABLE:**

See MVD Security Modernization Costs tables above.

**CLASSIFICATION OF POSITIONS: N/A****ANNUALIZATIONS: TBD**

### Exhibit 1: Increased Crime Data Sources <sup>1</sup>

UCR Crime Type <sup>2</sup>	2021 Jan – Apr	2022 Jan-Apr	Percent Change
Homicide	58	72	24%
Rape	348	353	1%
Robbery	1,083	991	-8%
Aggravated Assault	2,759	2,852	3%
<b>Total Part One Violent Crimes</b>	<b>4,248</b>	<b>4,268</b>	<b>20%</b>

Burglary	2,203	2,084	-5%
Theft/Larceny	12,381	12,447	1%
Motor Vehicle Theft	2,452	2,702	10%
Arson	111	87	-22%
<b>Total Part One Property Crimes</b>	<b>17,147</b>	<b>17,320</b>	<b>-16%</b>

<sup>1</sup> This report is based on Uniform Crime Reporting (UCR) criteria which are not equivalent to Arizona Revised Statutes (ARS) statistics and therefore this data cannot be directly compared to ARS reports.

<sup>2</sup> Data range used is from Jan-April of 2021/2022 due to those months being the most up to date for 2022.

Source: Violent crime stats provided by Phoenix police



## Major Cities Chiefs Association

### VIOLENT CRIME SURVEY – NATIONAL TOTALS

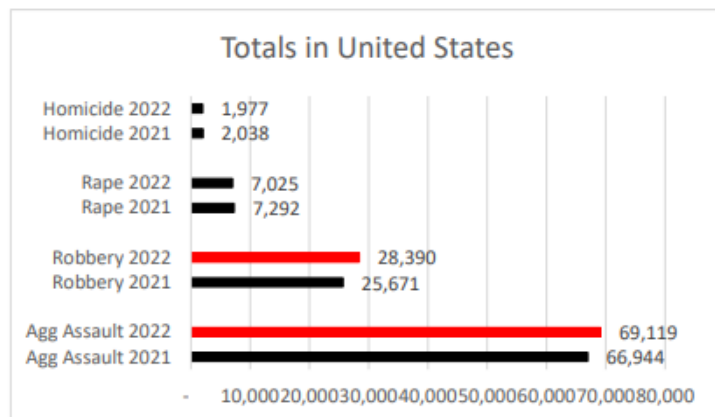
First Quarter Comparison <sup>1</sup>

January 1 to March 31, 2022, and 2021

Contact: Laura Cooper, Executive Director  
(908) 268-2298 | [cooper@majorcitieschiefs.com](mailto:cooper@majorcitieschiefs.com)

#### United States 68 of 70 Responding Agencies

United States <sup>2</sup>	2022	2021
Homicide	1,977	2,038
Rape	7,025	7,292
Robbery	28,390	25,671
Aggravated Assault	69,119	66,944



## 2022 Compare Crime Rates: Phoenix, AZ vs Los Angeles, CA

[Change Cities](#)

	Phoenix, AZ	Los Angeles, CA	United States
<u>Violent Crime</u>	37.5	29.1	22.7
<u>Property Crime</u>	52.8	35.1	35.4

The Crime Indices range from 1 (low crime) to 100 (high crime). Our crime rates are based on FBI data.

### YOU SHOULD KNOW

Violent crime is composed of four offenses: murder and nonnegligent manslaughter, forcible rape, robbery, and aggravated assault.

Property crime includes the offenses of burglary, larceny-theft, motor vehicle theft, and arson. The object of the theft-type offenses is the taking of money or property, but there is no force or threat of force against the victims.

## Exhibit 2: Quantity & Unit Price Detail

Tempe	Casa Grande	Coolidge	Window Rock	Holbrook	NorthWest	South Mountain	Tucson East	Tucson North	West Phoenix
1703 E Larkspur Ln	240 W Cottonwood Ln	672 N Arizona Blvd	Hwy 264 M.P. 476	2108 E Navajo Blvd	20626 N 26th Ave	221 E Olympic Dr	1360 S Stocker Dr	7330 N Shannon Rd	4005 N 51st St

### Quantity

Network Video Recorder (NVR)	1	1	0	1	1	1	1	1	1
Cameras Indoor	20	7	7	5	5	18	18	10	25
Cameras Outdoor	6	4	4	4	3	4	6	4	8
Multi Sensor Cameras	0	0	0	0	0	0	0	0	0
Access Control	1	1	1	1	1	1	1	1	1
Readers	7	5	5	3	3	8	5	11	9
Intrusion System	0	1	1	1	1	1	1	1	1
Panic Buttons	0	10	4	5	4	18	19	17	18
Electric Strike	7	5	5	3	3	8	5	11	9
Monitor 42"	1	1	1	1	1	1	1	1	1
Labor	160	60	80	80	60	200	200	240	280
Cables, conduit, licensing, switch, etc.	1	1	1	1	1	1	1	1	1

### Unit Cost

Network Video Recorder (NVR)	\$15,000	\$15,000	\$15,000	\$15,000	\$15,000	\$15,000	\$15,000	\$15,000	\$18,000	\$18,000
Cameras Indoor	\$500	\$500	\$500	\$500	\$500	\$500	\$500	\$500	\$500	\$500
Cameras Outdoor	\$1,300	\$1,300	\$1,300	\$1,300	\$1,300	\$1,300	\$1,300	\$1,300	\$1,300	\$1,300
Multi Sensor Cameras	\$3,000	\$3,000	\$3,000	\$3,000	\$3,000	\$3,000	\$3,000	\$3,000	\$3,000	\$3,000
Access Control	\$8,074	\$6,074	\$6,074	\$3,074	\$3,074	\$8,074	\$6,074	\$10,074	\$10,074	\$10,074
Readers	\$340	\$340	\$340	\$340	\$340	\$340	\$340	\$340	\$340	\$340
Intrusion System	\$432	\$632	\$432	\$432	\$432	\$1,405	\$3,405	\$3,405	\$3,405	\$4,218
Panic Buttons	\$40	\$40	\$40	\$40	\$40	\$40	\$40	\$40	\$40	\$40
Electric Strike	\$650	\$650	\$650	\$650	\$650	\$650	\$650	\$650	\$650	\$650
Monitor 42"	\$1,500	\$1,500	\$1,500	\$1,500	\$1,500	\$1,500	\$1,500	\$1,500	\$1,500	\$1,500
Labor	\$82	\$82	\$82	\$82	\$82	\$82	\$82	\$82	\$82	\$82
Cables, conduit, licensing, switch, etc.	\$8,000	\$2,000	\$5,000	\$1,890	\$1,300	\$11,200	\$11,000	\$9,000	\$15,000	\$15,000

### Total Cost

Network Video Recorder (NVR)	\$15,000	\$15,000	\$0	\$15,000	\$15,000	\$15,000	\$15,000	\$15,000	\$18,000	\$18,000
Cameras Indoor	\$10,000	\$3,500	\$3,500	\$2,500	\$2,500	\$9,000	\$9,000	\$5,000	\$12,500	\$12,500
Cameras Outdoor	\$7,800	\$5,200	\$5,200	\$5,200	\$3,900	\$5,200	\$7,800	\$5,200	\$10,400	\$7,800
Multi Sensor Cameras	\$0	\$0	\$0	\$0	\$0	\$0	\$0	\$0	\$0	\$0
Access Control	\$8,100	\$6,100	\$6,100	\$3,100	\$3,100	\$8,100	\$6,100	\$10,100	\$10,100	\$10,100
Readers	\$2,400	\$1,700	\$1,700	\$1,000	\$1,000	\$2,700	\$1,700	\$3,700	\$3,100	\$3,700
Intrusion System	\$0	\$600	\$400	\$400	\$400	\$1,400	\$3,400	\$3,400	\$3,400	\$4,200
Panic Buttons	\$0	\$400	\$200	\$200	\$200	\$700	\$800	\$700	\$700	\$1,400
Electric Strike	\$4,600	\$3,300	\$3,300	\$2,000	\$2,000	\$5,200	\$3,300	\$7,200	\$5,900	\$7,200
Monitor 42"	\$1,500	\$1,500	\$1,500	\$1,500	\$1,500	\$1,500	\$1,500	\$1,500	\$1,500	\$1,500
Labor	\$13,100	\$4,900	\$6,600	\$6,600	\$4,900	\$16,400	\$16,400	\$19,700	\$23,000	\$23,000
Cables, conduit, licensing, switch, etc.	\$8,100	\$1,900	\$5,100	\$1,800	\$1,300	\$11,300	\$11,100	\$9,100	\$14,900	\$14,900
<b>Total Cost</b>	<b>\$70,600</b>	<b>\$44,100</b>	<b>\$33,600</b>	<b>\$39,300</b>	<b>\$35,800</b>	<b>\$76,500</b>	<b>\$76,100</b>	<b>\$80,600</b>	<b>\$103,500</b>	<b>\$104,300</b>

Total Cost	\$664,400
Contingency @ 10%	\$66,500
	<b>\$730,900</b>



Exhibit 3: Example of Improved Video after Upgrade



Current Image

After Upgrade

## Funding Issue Detail

Agency: Department of Transportation

Issue: 8 Statewide Fleet Operations Adjustments

Program: SLI State Fleet Operations  
Fund: DT4071-A State Fleet Operations Fund (Appropriated)

Calculated ERE: \$0.00  
Uniform Allowance: \$0.00

Expenditure Categories	FY 2024
FTE	0.0
Personal Services	0.0
Employee Related Expenses	0.0
<b>Subtotal Personal Services and ERE:</b>	0.0
Professional & Outside Services	0.0
Travel In-State	0.0
Travel Out-of-State	0.0
Food	0.0
Aid to Organizations & Individuals	0.0
Other Operating Expenditures	0.0
Equipment	0.0
Capital Outlay	0.0
Debt Services	0.0
Cost Allocation	0.0
Transfers	0.0
<b>Program / Fund Total:</b>	0.0

# Arizona Department of Transportation

## FY 2024 Decision Package

**Title: Statewide Fleet Operations Adjustments**

**FTE: 0; Request: TBD**

**Priority: 8**

---

### DESCRIPTION OF PROBLEM OR ISSUE:

In FY 2022, under A.R.S. §28-472, the Arizona Department of Transportation (ADOT) assumed statutory authority and responsibility to manage the state motor vehicle fleet. Unless agencies are explicitly exempted from the state fleet in A.R.S. § 28-472, ADOT is the only agency with the authority to manage the fleet.

In FY 2023, ADOT is incorporating into the state fleet 297 vehicles at non-exempt agencies that should have been part of the fleet but had not historically been included. These vehicles will now follow the standards set by the State Fleet Steering Committee and receive the same oversight as vehicles in the historical managed fleet. It is also adding 94 new vehicles for legislatively-approved initiatives to the fleet.

### Background

The State Fleet Operations Fund (DT 4071) was created in FY 2022 when ADOT assumed control of the state fleet. ADOT calculates rates for fleet management services so that it can be reimbursed for its expenditures. ADOT directly charges member departments and agencies of the state motor vehicle fleet



for its services. The State Fleet Operations Fund (DT4071) is for operations revenues and costs like vehicle maintenance, administration costs, fuel, and all other non-recapitalization costs. In addition to managing the state fleet, ADOT provides maintenance services for exempt agencies via interstate agreements (ISAs). ADOT also provides fuel to exempt agencies and non-state agencies such as school districts and fire districts via intergovernmental agreements (IGAs). Certain fleet exempt agencies have chosen to have ADOT manage all aspects of their fleet operations. ADOT's fueling stations also serve as the emergency reserve for the State of Arizona.

### Non-state Agencies

ADOT has provided fuel to school districts, fire districts, rural municipalities and other non-state governmental agencies for more than two decades. Many of these governmental agencies are in rural areas, and having ADOT fuel available to them is a critical resource for them. Using the Department of

Transportation Interagency Service Agreement Fund and Interagency Governmental Agreement Fund (DT2501) is no longer an option. Laws 2021, 1st Regular Session, Chapter 413 (SB 1829), Section 28 transferred “all unexpended and unencumbered monies remaining in the department of transportation interagency service agreement fund and interagency governmental agreement fund established pursuant to section 35-131, subsection H, Arizona Revised Statutes, relating to motor vehicle fleet activities...to the state fleet operations fund established by section 28-475, Arizona Revised Statutes...” While the amount of fuel purchased is relatively small and paid for by non-state governmental agencies, ADOT requires appropriation capacity to deposit this outside revenue and purchase the bulk fuel these agencies consume. In FY 2024, ADOT estimates this will amount to \$1,465,400.

### 13<sup>th</sup> Month

ADOT bills agencies for services associated with the fleet in the month following the activity. Bills for June activity are issued in July. Historically, the majority of agencies have paid the June bill using funds from the subsequent fiscal year. ADOT is requesting that the 22 agencies that are part of the State Fleet or managed alongside the State Fleet via ISA that are listed in Exhibit 1 receive one month’s additional funding in FY 2024 to allow them to pay a “13<sup>th</sup>” bill. Having a 13<sup>th</sup> month will allow ADOT to book revenue in the same year as the associated expenditures.

### Fleet Annual Adjustments

Due to fluctuations in labor, fuel prices, parts, insurance, and other operating costs, ADOT anticipates that annual adjustments in appropriation authority to the State Fleet Operations Fund will be required. Because of increased fuel prices, increased parts prices, a tightening labor market, supply chain issues, the unavailability of new vehicles, and associated factors, adjustments are required for FY 2024. In addition, the overall fleet is subject to increase or decrease over time as State agencies adapt to evolving business requirements. For example, the Department of Forestry and Fire Management (DFFM) purchased additional vehicles in FY 2021 and FY 2022 to support the Governor’s Healthy Forest Initiative.

Furthermore, ADOT is seeking a larger appropriation cap. The spike in fuel prices that began in February 2022 and continued through the remainder of the fiscal year had an outsized effect on state agencies’ purchases of ADOT fuel. By May 2022, ADOT unleaded fuel was more than \$1.50 per gallon cheaper than commercial unleaded fuel, and ADOT diesel fuel was \$1.75 per gallon cheaper than commercial diesel fuel. Overall, the cost of ADOT fuel increased but remained lower than commercial fuel. This meant that agencies not only paid more for fuel due to increased pricing, but they purchased more fuel from ADOT fueling stations because of the per gallon savings. The Department of Public Safety (DPS) increased fuel purchases by more than 40,000 gallons per month, and that level of usage has not abated as of this submission. ADOT is grateful for the one-time appropriation of \$8 million to handle the fuel price and usage increases in FY 2023, but it requires capacity to deal with emergencies as they arise in the future. In addition to global supply issues, ADOT fuel use is heavily impacted by large wildfires, hurricanes that reduce refinery capacity, and any other events that impact the global supply chain. Without the additional \$8,000,000 of appropriation capacity, ADOT would be required to ration the fuel used by other state agencies in FY 2023. This would have meant that DPS and other public safety agencies that cannot reduce fuel usage significantly would be required to purchase large quantities of commercial fuel at significantly higher prices.

## **HOW IT FURTHERS THE GOVERNOR’S FUNDAMENTALS MAP AND ADOT’S STRATEGIC PLAN:**

This issue incorporates the governor's mission, key goals and agency key functions in the governor's fundamentals map as shown below:

- key goals of efficient and accountable government and
- agency key functions of improving processes

This issue also incorporates ADOT's strategic plan goals as follows:

- delivering value to the customer and
- maximizing resources

**PROPOSED SOLUTION TO THE PROBLEM OR ISSUE:**

With the loss of the \$8,000,000 FY 2023 one-time fuel appropriation authority, ADOT is requesting expanded appropriation authority in the State Fleet Operations Fund (DT4071) for FY 2024. An increase to the appropriation is needed to account for adjustments to operating costs for the existing state fleet, the exempt fleet, and other agencies and for the 13<sup>th</sup> billing. ADOT services and provides fuel for certain vehicles in the exempt fleet and fuel for some non-state agencies. Due to the high volatility in fuel and parts as of this writing, ADOT is submitting a placeholder issue. ADOT will provide an exact request for appropriation authority no later than November 1<sup>st</sup>, by which time it should have more robust estimates for FY 2024.

This request is for appropriation authority only. Cash from state fleet, exempt fleet, and non-state agency revenues will remain a strict control on expenditures. ADOT operates the state fleet on a reimbursement basis and receives no funding from other sources.

**ALTERNATIVES CONSIDERED AND REASONS FOR REJECTION:**

Existing appropriation authority could be maintained. This does not account for increased fuel prices, and usage and increased parts prices. ADOT would be required to ration fuel provided to others, including public safety agencies like DPS. Vehicles could not be maintained properly, and needed repairs may require delays.

**IMPACT OF NOT FUNDING IN THIS YEAR:**

If no changes are made, agencies would not be properly funded for their operational costs. ADOT fuel would need to be rationed, and agencies would be required to use more expensive commercial fuel. Maintenance costs would exceed the purchase cost for many vehicles, further impacting the ADOT's capacity to maintain the fleet.

**PERFORMANCE MEASURES TO QUANTIFY SUCCESS OF THE SOLUTION:**

Adequate increases in appropriations to fully support fleet management costs

**STATUTORY REFERENCE:**

A.R.S. §28-472

**EQUIPMENT TO BE PURCHASED IF APPLICABLE:** N/A

**CLASSIFICATION OF POSITIONS:** N/A

**ANNUALIZATIONS:** N/A

Exhibit 1  
13th Billing Request

---

AZ DEPT OF ADMINISTRATION  
AHCCCS  
AZ FINANCE AUTHORITY (OEO)  
AZ INDUSTRIAL COMMISSION  
AZ STATE LAND DEPARTMENT  
ATTORNEY GENERAL OFFICE  
AUDITOR GENERAL  
AZ DEPT OF EDUCATION  
AZ DEPT OF LIBRARY ARCHIVES AND PUBLIC RECORDS  
AZ EXPOSITION AND STATE FAIR BOARD  
AZ REGISTRAR OF CONTRACTORS  
AZ VETERANS SERVICES  
CRIMINAL JUSTICE COMM  
DEPT OF ECONOMIC SECURITY  
DEPT OF HOUSING  
DEPT OF WATER RESOURCES  
GOVERNORS EXECUTIVE OFFICE  
JUVENILE CORRECTIONS  
PHARMACY BOARD  
SCHOOL FACILITIES BOARD  
SUPERIOR COURT  
SUPREME COURT

## Funding Issue Detail

Agency: Department of Transportation

Issue: 9 Statewide Fleet Replacement Funding

Program: SLI State Fleet Vehicle Replacement  
Fund: DT4072-A State Fleet Vehicle Replacement Fund (Appropriated)

Calculated ERE: \$0.00  
Uniform Allowance: \$0.00

Expenditure Categories	FY 2024
FTE	0.0
Personal Services	0.0
Employee Related Expenses	0.0
<b>Subtotal Personal Services and ERE:</b>	0.0
Professional & Outside Services	0.0
Travel In-State	0.0
Travel Out-of-State	0.0
Food	0.0
Aid to Organizations & Individuals	0.0
Other Operating Expenditures	0.0
Equipment	0.0
Capital Outlay	0.0
Debt Services	0.0
Cost Allocation	0.0
Transfers	0.0
<b>Program / Fund Total:</b>	0.0

# Arizona Department of Transportation

## FY 2024 Decision Package

**Title: Fleet Replacement Funding**

**FTE: 0; Request: TBD**

**Priority: 9**

---

### DESCRIPTION OF PROBLEM OR ISSUE:

In FY 2022, under A.R.S. §28-472, the Arizona Department of Transportation (ADOT) assumed statutory authority and responsibility to manage the state motor vehicle fleet. Unless agencies are explicitly exempted from the state fleet in A.R.S. § 28-472, ADOT is the only agency with the authority to purchase, lease, or rent a motor vehicle unless the agency is excluded from participation in the state fleet. Although they are not part of the State Fleet, ADOT also manages other state agency fleets, like the Arizona School for the Deaf and Blind (ASDB), via interstate agency agreements (ISAs). Unless otherwise noted, when using the terms “state fleet” or “fleet”, those vehicles are included in the numbers below.



In FY 2023, ADOT consolidated into the state fleet 297 non-managed vehicles at non-exempt agencies that should have been part of the fleet but had not historically been included. All fleet vehicles are managed using ADOT’s industry-leading fleet standards, and ADOT continues to evaluate the older, outdated vehicles from the non-managed fleet that were included in the consolidation. It should be noted that some of the consolidated vehicles have been in service since the 1980s. The table below illustrates the age of the fleet. Replacement funds are collected on only 44% of the managed fleet; the remaining 46% of the fleet requires funding for replacement.

Age in Years	Number of Vehicles	% of Fleet
0-7 <sup>1,2</sup>	691	44%
8-12	559	35%
13-20	228	14%
21+	103	7%
<b>Total Fleet</b>	<b>1,581</b>	<b>100%</b>

<sup>1</sup>Replacement funding is collected.

<sup>2</sup>Does not include 13 vehicles on order.



### Background

The State Fleet Vehicle Replacement Fund (DT4072) and State Fleet Operations Fund (DT4071) were created in FY 2022 when ADOT assumed management of the state fleet. The State Vehicle Replacement Fund (DT4072) was created as a mechanism for to capture monthly recapitalization payments made by agencies and saved for the future replacement of the statewide fleet vehicles once they have reached the end of their lifecycle. All vehicles are entered into a “Vehicle Replacement Program” which is based on a 10-point verification system. As vehicles go through their lifecycle, a number from 1 through 10 is assigned to show how far along the vehicle is within its lifecycle. Once a vehicle has obtained ten points, it is evaluated regularly to see if replacement is required. See Exhibit 1 for a more in-depth explanation of the vehicle replacement point system.

### FY 2023/FY 2024 Replacement Needs

In FY 2022, ADOT began collecting recapitalization from agencies to provide a future funding source for vehicle replacement. Recapitalization of newly purchased vehicles is charged monthly (for 84 months) on a per vehicle basis. The monthly vehicle recapitalization fee is calculated by adding an inflation factor (currently 21%) to the vehicle acquisition cost and dividing by 84 months. Agencies are billed monthly for these fees for 84 months. After that period, a recapitalization fee is no longer charged for that vehicle.

- Vehicle Recapitalization Charge = [Acquisition Cost \* (1 + inflation factor)]/84 months

Recapitalization funds are deposited into the State Fleet Vehicle Replacement Fund (DT4072), and each agency has funds set aside in a sub-fund account. These funds can only be utilized for each particular agency’s vehicle replacement needs. The total amount each participating agency had been billed for replacement as of July 2022 appears in Exhibit 2. Because the recapitalization fee is only applied to newly purchased vehicles, the agencies with vehicles most in need of replacement have the least capacity to purchase them. In addition, three agencies have fleet assets so old that no recapitalization fees are currently being collected.

Laws 2021, 1st Regular Session, Chapter 413 (SB 1829), Section 28 transferred “all unexpended and unencumbered monies remaining in the motor vehicle pool revolving fund... to the state vehicle replacement fund...”. Upon the effective date of the legislation ADOT received a transfer of \$3,042,908 from the Motor Vehicle Pool Revolving Fund; \$169,792 was also collected from outstanding risk payments and transferred to ADOT as well. These funds were deposited into the State Vehicle Replacement Fund (DT4072). ADOT utilized these funds for vehicle replacement needs in FY 2022 and plans to use the remainder in FY 2023 to address the most urgent replacement needs.

Due to the current supply chain issues within the automobile industry, ADOT has experienced difficulties acquiring replacement vehicles in a timely manner. Some orders have taken as long as 10-11 months for delivery. Because of the competition for a limited number of vehicles from manufacturers, prices have risen significantly. A number of vehicles ordered in the first and second quarters of FY 2022 were not delivered until FY 2023. In some cases, prices dramatically increased between the initial order date and the delivery date. This and other pricing issues have placed additional pressure on the FY 2023 appropriation limit.



Furthermore, the appropriation was not originally set to account for older vehicles that require replacement due to loss from accidents. Although Risk Management provides some funding to replace vehicles totaled in accidents, the appropriation cap remains unchanged.

After assuming responsibility for the fleet in FY 2022, ADOT assessed the lifecycle status of all fleet vehicles. As of July 1, 2022, 190 vehicles have reached or exceeded 10 points, and 88 vehicles have reached 9 points. However, 738 of the 1,285 vehicles in the existing fleet have no recapitalization remaining, and 86 vehicles have 12 months or less of recapitalization fees remaining. Some vehicles still in service were purchased in the 1990s. This does not include any vehicles from the 297 vehicles in the non-managed fleet, which are still being assessed. However, some of those vehicles are more than 30 years old. The table below illustrates the original acquisition cost of the vehicles that comprise the state fleet. Furthermore, these amounts have not been adjusted for inflation at today's costs.

Points	Number of Vehicles	Original Acquisition Price
0-2.9	370	\$14,896,700
3.0-5.9	286	\$10,853,000
6.0-8.9	351	\$8,919,900
9.0-9.9	88	\$2,046,000
10+	190	\$4,996,600
<b>Total Fleet<sup>1</sup></b>	<b>1,285</b>	<b>\$41,712,200</b>

<sup>1</sup>Does not include the 297 vehicles from the non-managed fleet.

A list of 45 vehicles scheduled for replacement in FY 2023 appears in Exhibit 3. These vehicles are being replaced with the monies transferred from ADOA. When vehicles are not replaced within the replacement lifecycle, maintenance costs skyrocket. The cost of maintenance eventually exceeds the cost of the vehicle. Vehicle replacement funding will be required in future fiscal years until all fleet vehicles that currently fall outside of the recapitalization component of fleet management have entered the recapitalization lifecycle.

#### **HOW IT FURTHERS THE GOVERNOR'S FUNDAMENTALS MAP AND ADOT'S STRATEGIC PLAN:**

This issue incorporates the governor's mission, key goals and agency key functions in the governor's fundamentals map as shown below:

- key goals of efficient and accountable government and
- agency key functions of maintaining and improving processes

This issue also incorporates ADOT's strategic plan goals as follows:

- delivering value to the customer and
- maximizing resources

#### **PROPOSED SOLUTION TO THE PROBLEM OR ISSUE:**

ADOT requests expanded appropriation authority in the State Fleet Vehicle Replacement Fund (DT4072); ADOT also requests that State Fleet member agencies be funded to replace vehicles that the capitalization collected to date does not support so that needed replacements can occur to maintain a healthy fleet. Due to the uncertainty in vehicle delivery dates and high volatility in vehicle prices as of this writing, ADOT is submitting a placeholder issue. ADOT will provide an exact request for

appropriation authority no later than November 1<sup>st</sup>, by which time it should have more robust estimates for which vehicles require replacement in FY 2024 and the associated cost to replace them.

This request is for appropriation authority for ADOT; however, ADOT requests that State Fleet agencies be appropriately funded for vehicle replacement. Cash will remain a strict control on expenditures.

**ALTERNATIVES CONSIDERED AND REASONS FOR REJECTION:**

Existing appropriation authority could be maintained. This does not account for fleet expansion through legislatively approved initiatives, delays due to supply chain issues, and the high cost of replacing vehicles that are far beyond their needed replacement. Vehicle replacement could not occur as scheduled.

**IMPACT OF NOT FUNDING IN THIS YEAR:**

If no changes are made, agencies would not be properly funded for their recapitalization costs. Vehicle replacement would be delayed for future fiscal years, and maintenance costs would increase dramatically, eventually exceeding the purchase cost for the vehicle. An older fleet has a direct impact on ADOT's capacity to maintain the fleet and requires additional resources for the equipment shop, including personnel.

**PERFORMANCE MEASURES TO QUANTIFY SUCCESS OF THE SOLUTION:**

Adequate increase in appropriations to fully fund fleet recapitalization costs.

Percentage of vehicles adequately funded by recapitalization fees for replacement when necessary.

**STATUTORY REFERENCE:**

A.R.S. §28-472

**EQUIPMENT TO BE PURCHASED IF APPLICABLE:** ADOT will supply a list of proposed FY 2024 vehicle replacements by November 1, 2022.

**CLASSIFICATION OF POSITIONS:** N/A

**ANNUALIZATIONS:** N/A

## **Exhibit 1**

### **Vehicle Replacement Point System**

Equipment Services uses an easy to understand fleet industry standard, vehicle replacement point system. It provides a transparent replacement program for both the customer and the fleet operations team. The system utilizes important data for 'right time' fleet replacement – eliminates waste and over and under replacement of vehicles.

Other factors such as vehicle condition, annual use, maintenance costs, strategic importance and available replacement funds are also considered in the replacement decision, though they are not included in the calculation.

#### The Calculation

Uses a 10-point methodology to identify vehicles and equipment that are good candidates for replacement. calculation is based on: (1) 60% utilization (mileage) and (2) 40% age.

1. Points for Utilization:

- Lifetime miles ÷ expected meter at replacement \* 6
- Example: a current ADOT 2015 Ford F150 has an odometer reading of 65,087 miles. It is expected to be replaced when it reaches 150,000 miles. So its points for utilization is:
  - $65,087 \div 150,000 * 6 = 2.60$

2. Points for Age:

- Months since placed in service ÷ expected useful life (in months) \* 4.
- Example: That same ADOT 2015 Ford F150 was placed in service in May of 2015, or 76 months ago. It is expected to be replaced after 120 months. So its points for age is:
  - $76 \div 120 * 4 = 2.53$

3. Total Points Calculation (Utilization + Age):

- The total points for this vehicle is 5.13 (2.60 miles + 2.53 age)
- This vehicle would not yet be considered for replacement until it reached 10 points

---

In general, replacement criteria are as follows by vehicle classification:

Vehicle Type	Mileage	Time
Trucks	150,000	120 months
Sedans	135,000	108 months
Heavy Duty Trucks*	175,000 – 250,000	120 – 180 months

\* Dependent on equipment specifications and type.

**Exhibit 2**  
**Recapitalization Billed Through June 2022**

Agency	Recapitalization Balance
DEPARTMENT OF AGRICULTURE	\$460,695
AUDITOR GENERAL	\$1,221
ATTORNEY GENERAL	\$165,518
CORPORATION COMMISSION	\$115,130
EARLY CHILD DEVELOPMENT	\$18,756
DEPARTMENT OF ADMINISTRATION	\$135,624
ARIZONA SCHOOL FOR THE DEAF AND BLIND	\$540,385
DEPARTMENT OF HOUSING	\$32,232
DEPARTMENT OF EDUCATION	\$62,971
DEPARTMENT OF ENVIRONMENTAL QUALITY	\$168,791
DEPARTMENT OF FIRE AND FORESTRY	\$320,800
DEPARTMENT OF GAMING	\$36,402
GOVERNOR'S OFFICE	\$1,189
AHCCCS	\$30,312
ARIZONA HISTORICAL SOCIETY	\$1,221
DEPARTMENT OF HEALTH SERVICES	\$182,007
INDUSTRIAL COMMISSION	\$40,903
INSURANCE	\$3,653
JUVENILE CORRECTIONS	\$66,762
ARIZONA LOTTERY	\$63,459
LIQUOR LICENSES	\$31,767
DEPARTMENT OF EMERGENCY AND MILITARY AFFAIRS	\$156,010
ARIZONA MINE INSPECTOR	\$55,982
PHARMACY	\$15,568
PIONEER HOME	\$14,052
DEPARTMENT OF STATE PARKS	\$3,769
DEPARTMENT OF REVENUE	\$8,438
ARIZONA SUPERIOR COURT	\$33,657
SCHOOL FACILITIES BOARD	\$4,439
ARIZONA STATE LAND	\$52,885
ARIZONA STATE RETIREMENT SYSTEM	\$1,445
DEPARTMENT OF TOURISM	\$4,923
DEPARTMENT OF VETERANS AFFAIRS	\$27,002
DEPARTMENT OF WATER RESOURCES	\$80,757
REGISTRAR OF CONTRACTORS	\$69,500
EXPOSITION AND STATE FAIR	\$65
ARIZONA FINANCE AUTHORITY	\$0
REAL ESTATE DEPARTMENT	\$0
CRIMINAL JUSTICE COMMISSION	\$0
<b>Total<sup>1</sup></b>	<b>\$3,008,288</b>

<sup>1</sup>Does not include funds from legislative initiatives, auctioned vehicles, risk payments, unpaid balances, or the \$3,087,359 balance from ADOA.

**Exhibit 3**

**FY 2023 Planned Replacements**

AGENCY	YEAR	MAKE	MODEL	REPLACEMENT COST
ARIZONA MINE INSPECTOR	2008	CHEVROLET	SILVERADO	\$45,000
ARIZONA MINE INSPECTOR	2014	FORD	F150	\$45,000
CORPORATION COMMISSION	2016	CHEVROLET	TAHOE	\$36,743
CORPORATION COMMISSION	2011	CHEVROLET	SILVERADO	\$46,585
DEPARTMENT OF ADMINISTRATION	2006	FORD	EXPLORER	\$36,743
DEPARTMENT OF ADMINISTRATION	2007	DODGE	DURANGO	\$36,743
DEPARTMENT OF ADMINISTRATION	2014	FORD	F150	\$41,299
DEPARTMENT OF ADMINISTRATION	2006	CHEVROLET	SILVERADO	\$35,469
DEPARTMENT OF ADMINISTRATION	2007	CHEVROLET	SILVERADO	\$39,655
DEPARTMENT OF ADMINISTRATION	2014	FORD	EXPLORER	\$45,000
DEPARTMENT OF AGRICULTURE	2014	FORD	F150	\$44,268
DEPARTMENT OF AGRICULTURE	2011	FORD	F250	\$43,000
DEPARTMENT OF AGRICULTURE	2011	FORD	F250	\$43,000
DEPARTMENT OF AGRICULTURE	2011	FORD	F250	\$43,000
DEPARTMENT OF AGRICULTURE	2012	FORD	F250	\$43,000
DEPARTMENT OF AGRICULTURE	2012	FORD	F250	\$43,000
DEPARTMENT OF AGRICULTURE	2014	FORD	EXPLORER	\$36,743
DEPARTMENT OF AGRICULTURE	2014	FORD	F150	\$39,604
DEPARTMENT OF AGRICULTURE	2014	FORD	F250	\$45,000
DEPARTMENT OF AGRICULTURE	2016	FORD	F250	\$45,000
DEPARTMENT OF AGRICULTURE	2016	FORD	F250	\$45,000
DEPARTMENT OF AGRICULTURE	2017	FORD	F250	\$45,000
DEPARTMENT OF AGRICULTURE	2013	FORD	F150	\$39,604
DEPARTMENT OF AGRICULTURE	2012	FORD	F150	\$44,268
DEPARTMENT OF AGRICULTURE	2014	FORD	F250	\$45,000
DEPARTMENT OF AGRICULTURE	2008	FORD	F150	\$39,604
DEPARTMENT OF AGRICULTURE	2013	FORD	F150	\$44,268
DEPARTMENT OF ENVIRONMENTAL QUALITY	2015	FORD	EXPLORER	\$36,743
DEPARTMENT OF FIRE AND FORESTRY	2012	JEEP	CHEROKEE	\$36,743
DEPARTMENT OF FIRE AND FORESTRY	2014	FORD	F150	\$46,585
DEPARTMENT OF FIRE AND FORESTRY	2014	FORD	F150	\$46,585
DEPARTMENT OF FIRE AND FORESTRY	2016	DODGE	RAM 1500	\$46,585
DEPARTMENT OF FIRE AND FORESTRY	2016	DODGE	RAM 1500	\$46,585
DEPARTMENT OF FIRE AND FORESTRY	2014	FORD	F350	\$77,000
DEPARTMENT OF HEALTH SERVICES	2012	JEEP	CHEROKEE	\$36,743
DEPARTMENT OF HEALTH SERVICES	2016	FORD	ESCAPE	\$36,743
DEPARTMENT OF HOUSING	2014	FORD	F150	\$44,268
DEPARTMENT OF STATE PARKS	2012	FORD	F150	\$46,585
DEPARTMENT OF WATER RESOURCES	2008	FORD	F150	\$45,000
INDUSTRIAL COMMISSION	2014	CHEVROLET	IMPALA	\$36,743
INDUSTRIAL COMMISSION	2014	CHEVROLET	IMPALA	\$36,743
LIQUOR LICENSES	2012	FORD	F150	\$46,585
LIQUOR LICENSES	2014	CHEVROLET	IMPALA	\$36,743
PHARMACY	2006	CHEVROLET	IMPALA	\$36,743
REGISTRAR OF CONTRACTORS	2014	FORD	F150	\$35,469
<b>Total</b>				<b>\$1,911,792</b>

## Funding Issue Detail

**Agency:** Department of Transportation

**Issue:** 10 Vehicle Insp. & Cert. of Title Enf Backfil

**Program:** Motor Vehicle Enforcement Services

**Fund:** DT2272-A Vehicle Inspection and Certificate of Title Enforcement Fund (Appropri

**Calculated ERE:** (\$139.70)

**Uniform Allowance:** \$0.00

**Expenditure Categories**

**FY 2024**

FTE	0.0
Personal Services	(620.0)
Employee Related Expenses	(280.0)
<b>Subtotal Personal Services and ERE:</b>	<b>(900.0)</b>
Professional & Outside Services	0.0
Travel In-State	0.0
Travel Out-of-State	0.0
Food	0.0
Aid to Organizations & Individuals	0.0
Other Operating Expenditures	0.0
Equipment	0.0
Capital Outlay	0.0
Debt Services	0.0
Cost Allocation	0.0
Transfers	0.0

**Program / Fund Total:**

(900.0)

**Program:** Motor Vehicle Enforcement Services

**Fund:** DT2030-A State Highway Fund (Appropriated)

**Calculated ERE:** \$139.70

**Uniform Allowance:** \$0.00

**Expenditure Categories**

**FY 2024**

FTE	0.0
Personal Services	620.0
Employee Related Expenses	280.0
<b>Subtotal Personal Services and ERE:</b>	<b>900.0</b>
Professional & Outside Services	0.0
Travel In-State	0.0
Travel Out-of-State	0.0
Food	0.0
Aid to Organizations & Individuals	0.0
Other Operating Expenditures	0.0
Equipment	0.0
Capital Outlay	0.0
Debt Services	0.0
Cost Allocation	0.0
Transfers	0.0

**Program / Fund Total:**

900.0

# Arizona Department of Transportation

## FY 2024 Decision Package

### Title: Vehicle Inspection & Certificate of Title Enforcement Fund (DT2272) Backfill

**FTE: 0; Request: \$0**

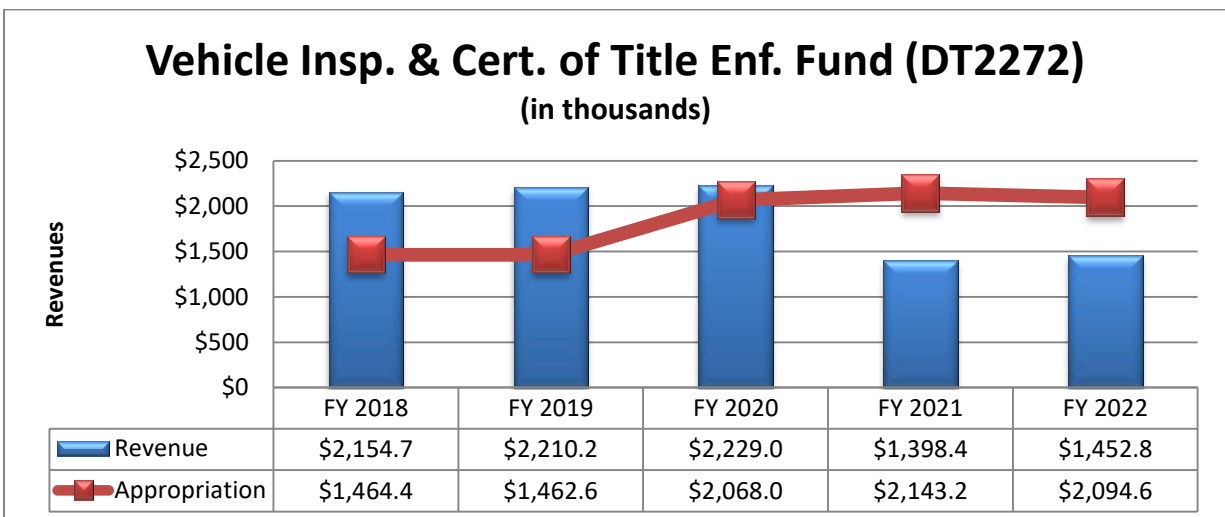
**Priority: 10**

#### DESCRIPTION OF PROBLEM OR ISSUE:

The purpose of the Vehicle Inspection & Certificate of Title Enforcement Fund (VIT fund) is to defray the cost of investigating certificates of title, licensing fraud, registration enforcement and other automobile theft-related issues.

During FY 2021, the VIT Fund revenues declined by 37% from \$2,229,000 in FY 2020 to \$1,398,400 in FY 2021. The revenue decline, beginning in May 2020, occurred at the same time as the Covid-19 pandemic intensified. The reduced revenue resulted in the FY 2021 appropriation of \$2,143,200 exceeding fund revenues by \$744,800.

In FY 2022, revenues were \$1,452,800 while \$2,094,600 was appropriated and \$565,400 was legislatively transferred pursuant to Laws 2021, 1<sup>st</sup> Regular Session, Chapter 408 (SB 1823), Section 129. Revenues have not yet returned to pre-pandemic levels, and it is unknown when that will occur. This level of structural imbalance is not sustainable.



In order to avoid a FY 2023 shortfall, the budget included a one-time transfer of \$350,000 from the Motor Vehicle Liability Insurance Enforcement Fund (DT2285) to the Vehicle Inspection & Certificate of Title Enforcement Fund (DT2272). Additional action is required in FY 2024. If no further action is taken, ADOT projects a FY 2024 shortfall of \$810,000.



**HOW IT FURTHERS THE GOVERNOR’S FUNDAMENTALS MAP AND ADOT’S STRATEGIC PLAN:**

This issue incorporates the governor’s mission, key goals, and agency key functions as shown below:

- key goal of efficient and accountable government and
- agency key functions of improving processes and managing risk

This issue incorporates ADOT’s strategic plan goals as follows:

- maximizing resources

This issue also incorporates ADOT’s annual objectives and annual actions of

- improving the operation of the transportation system based on existing revenues

**PROPOSED SOLUTION TO THE PROBLEM OR ISSUE:**

ADOT requests a one-time appropriation reallocation of \$900,000 from the VIT Fund (DT2272), with a corresponding increase in the State Highway Fund (DT2030), to ensure a stable funding source to fully fund the costs of investigating certificates of title, licensing fraud, registration enforcement and other automobile theft-related issues in FY 2024.

Fund Name	FY 2024 Requirement	FY 2023 Appropriation	FY 2024 Budget Request
Vehicle Ins. & Cert. of Title Enf. Fund (DT2272)	1,346,600	2,246,600	(900,000)

VIT Fund (DT2272) revenues are expected to slowly recover so the request is for a one-time appropriation adjustment only. ADOT will continue to monitor the VIT Fund (DT2272) revenues and provide updates as needed.

**ALTERNATIVES CONSIDERED AND REASONS FOR REJECTION:**

Maintain the appropriation from the VIT Fund (DT2272) at its current level. This option is rejected. The current fund balance and projected revenues are insufficient to support the appropriation in FY 2024. Reallocating \$900,000 from the VIT Fund (DT2272) to the State Highway Fund (DT2030) will ensure a stable funding source to fully fund the costs of investigating certificates of title, licensing fraud, registration enforcement, and other automobile theft-related issues in FY 2024.

**IMPACT OF NOT FUNDING IN THIS YEAR:**

Not funding this request would result in an appropriation that exceeds projected revenues in the VIT Fund (DT2272). The structural difference between the available sources of funds and the appropriation is projected to result in a \$810,000 shortfall in FY 2024. Refer to Exhibits 1 and 2 at the end of this issue for additional information.

**PERFORMANCE MEASURES TO QUANTIFY SUCCESS OF THE SOLUTION:**

Sources of funds being available to support the appropriated amounts in a given fiscal year.

**STATUTORY REFERENCE:**

A.R.S. § 28-2012 - Vehicle inspection and certificate of title enforcement fund.  
Laws 2021, 1<sup>st</sup> Regular Session, Chapter 408 (SB 1823), Section 129

**EQUIPMENT TO BE PURCHASED IF APPLICABLE:** N/A.

**CLASSIFICATION OF POSITIONS:** N/A.

**ANNUALIZATIONS:** N/A.

## Exhibits 1 and 2

### **Impact if Decision Package is NOT Approved**

Exhibit 1 shows projected sources and uses that demonstrates the impact on the VIT Fund (DT2272) if the decision package is not approved. Not funding this request would result in a projected shortfall of \$810,000 in FY 2024.

<b>Exhibit 1 - VIT FUND IMPACT: ISSUE <span style="color: red;">NOT</span> APPROVED</b>				
	Numbers Shown in Thousands			
	<b>Actual FY 2021</b>	<b>Actual FY 2022</b>	<b>Estimated FY 2023</b>	<b>Estimated FY 2024</b>
Beginning Balance	1,232.9	1,260.8	210.6	(159.3)
Revenue	1,398.4	1,452.8	1,526.7	1,595.9
FY 2023 Transfer	0.0	0.0	350.0	0.0
Total Source of Funds	<b>2,631.3</b>	<b>2,713.6</b>	<b>2,087.3</b>	<b>1,436.6</b>
Use of Funds:				
Expenditures/Approp.	1,370.5	1,937.6	2,246.6	2,246.6
Fund Transfer	0.0	565.4	0.0	0.0
Total Uses of Funds	1,370.5	2,503.0	2,246.6	2,246.6
Ending Balance	<b>1,260.8</b>	<b>210.6</b>	(159.3)	(810.0)

### **Impact if Decision Package IS Approved**

Exhibit 2 shows projected sources and uses that demonstrates the impact on the VIT Fund (DT2272) if the decision package is approved. The requested one-time FY 2024 appropriation reduction in the VIT Fund would ensure a stable funding source to fully fund the costs of investigating certificates of title, licensing fraud, registration enforcement and other automobile theft related issues in FY 2024. Revenues will continue to be monitored to assess what future actions are required.

<b>Exhibit 2 - VIT FUND IMPACT: ISSUE <span style="color: green;">IS</span> APPROVED</b>				
	Numbers Shown in Thousands			
	<b>Actual FY 2021</b>	<b>Actual FY 2022</b>	<b>Estimated FY 2023</b>	<b>Estimated FY 2024</b>
Beginning Balance	1,232.9	1,260.8	210.6	(159.3)
Revenue	1,398.4	1,452.8	1,526.7	1,595.9
FY 2023 Transfer	0.0	0.0	350.0	0.0
Total Source of Funds	<b>2,631.3</b>	<b>2,713.6</b>	<b>2,087.3</b>	<b>1,436.6</b>
Use of Funds:				
Expenditures/Approp.	1,370.5	1,937.6	2,246.6	2,246.6
Fund Transfer	0.0	565.4	0.0	0.0
Requested Approp. Reduction	0.0	0.0	0.0	(900.0)
Total Uses of Funds	1,370.5	2,503.0	2,246.6	1,346.6
Ending Balance	<b>1,260.8</b>	<b>210.6</b>	(159.3)	<b>90.0</b>

## Funding Issue Detail

**Agency:** Department of Transportation

**Issue:** 11 Motor Vehicle Liab. Ins. Enf. Fund Backfill

**Program:** Motor Vehicle Enforcement Services  
**Fund:** DT2030-A State Highway Fund (Appropriated)

**Calculated ERE:** \$123.90  
**Uniform Allowance:** \$0.00

Expenditure Categories	FY 2024
FTE	0.0
Personal Services	550.0
Employee Related Expenses	300.0
<b>Subtotal Personal Services and ERE:</b>	<b>850.0</b>
Professional & Outside Services	0.0
Travel In-State	0.0
Travel Out-of-State	0.0
Food	0.0
Aid to Organizations & Individuals	0.0
Other Operating Expenditures	0.0
Equipment	0.0
Capital Outlay	0.0
Debt Services	0.0
Cost Allocation	0.0
Transfers	0.0
<b>Program / Fund Total:</b>	<b>850.0</b>

**Program:** Motor Vehicle Enforcement Services  
**Fund:** DT2285-A Motor Vehicle Liability Insurance Enforcement Fund (Appropriated)

**Calculated ERE:** (\$123.90)  
**Uniform Allowance:** \$0.00

Expenditure Categories	FY 2024
FTE	0.0
Personal Services	(550.0)
Employee Related Expenses	(300.0)
<b>Subtotal Personal Services and ERE:</b>	<b>(850.0)</b>
Professional & Outside Services	0.0
Travel In-State	0.0
Travel Out-of-State	0.0
Food	0.0
Aid to Organizations & Individuals	0.0
Other Operating Expenditures	0.0
Equipment	0.0
Capital Outlay	0.0
Debt Services	0.0
Cost Allocation	0.0
Transfers	0.0
<b>Program / Fund Total:</b>	<b>(850.0)</b>

# Arizona Department of Transportation

## FY 2024 Decision Package

### Title: Motor Vehicle Liability Insurance Enforcement Fund (DT2285) Backfill

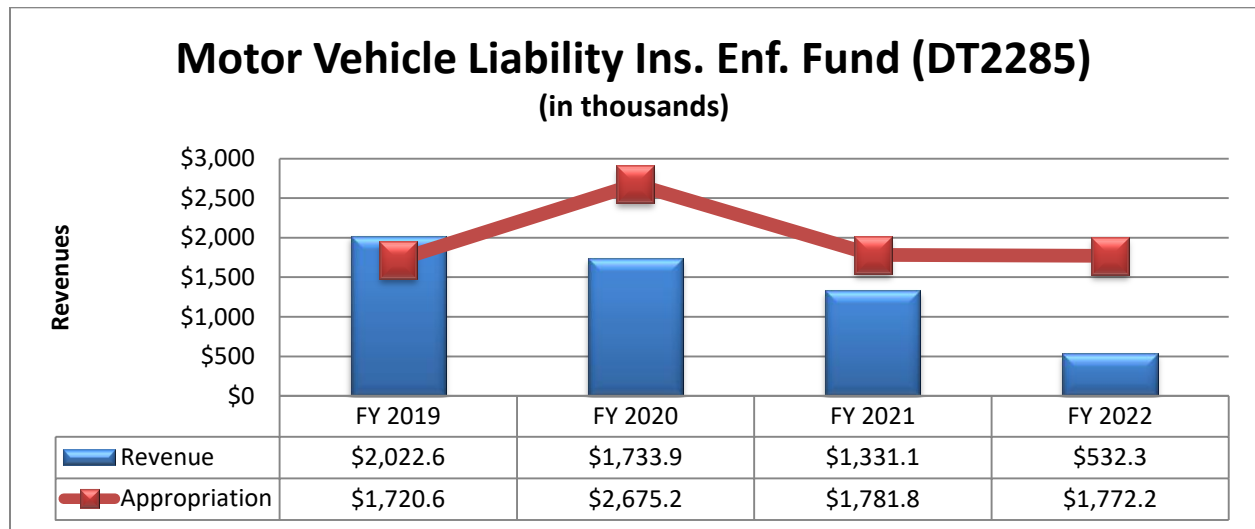
FTE: 0; Request: \$0

Priority: 11

#### DESCRIPTION OF PROBLEM OR ISSUE:

The Motor Vehicle Liability Insurance Enforcement Fund (DT2285) – LIE Fund - revenues are derived from fees assessed for the reinstatement of motor vehicle registrations and license plates that were canceled due to lack of insurance. If an uninsured vehicle is involved in an accident or a violation of a motor vehicle law, the operator may be liable for a civil penalty of \$500 for a first violation, \$750 for a second violation, or \$1,000 for a third violation.

Revenues in the LIE Fund (DT2285) have declined from \$2,022,600 in FY 2019 to \$532,300 in FY 2022. As a result of reduced revenues, the FY 2022 appropriation of \$1,772,200 exceeded fund revenues of \$532,300 (net of the DPS Residual Equity Adjustment transfer) by \$1,239,900. In addition, \$247,800 was transferred pursuant to Laws 2021, 1<sup>st</sup> Regular Session, Chapter 408 (SB 1823), Section 129.



Due to the declining revenues, if no action is taken ADOT projects a FY 2024 shortfall of \$741,700.

#### HOW IT FURTHERS THE GOVERNOR'S FUNDAMENTALS MAP AND ADOT'S STRATEGIC PLAN:

This issue incorporates the governor's mission, key goals, and agency key functions as shown below:

- key goal of efficient and accountable government and
- agency key functions of improving processes and managing risk

This issue incorporates ADOT’s strategic plan goals as follows:

- maximizing resources

This issue also incorporates ADOT’s annual objectives and annual actions of

- improving the operation of the transportation system based on existing revenues

**PROPOSED SOLUTION TO THE PROBLEM OR ISSUE:**

ADOT requests an appropriation reallocation of \$850,000 from the LIE Fund (DT2285) with a corresponding increase in the State Highway Fund (DT2030) to ensure a stable funding source in FY 2024. This adjustment would be in addition to the elimination of the 3 one-time appropriations being eliminated in FY 2024 as shown in the table below.

Fund Name	Appropriation
FY 2023 Appropriation	5,383,600
One-Time Driver License Security Software Upgrade	(2,100,000)
One-time MVD Security System	(931,900)
One-time VIT Fund Deposit	(350,000)
Requested FY 2024 Appropriation Reduction	(850,000)
FY 2024 Appropriation Change	(4,231,900)
FY 2024 Appropriation	1,151,700

ADOT will continue to monitor the LIE Fund (DT2285) revenues and provide updates as needed.

**ALTERNATIVES CONSIDERED AND REASONS FOR REJECTION:**

Maintain the appropriation from the LIE Fund (DT2282) at its current level. This option is rejected. The current fund balance and projected revenues are insufficient to support the appropriation in FY 2024. Reallocating \$850,000 from the LIE Fund (DT2285) to the State Highway Fund (DT2030) will ensure a stable funding source in FY 2024.

**IMPACT OF NOT FUNDING IN THIS YEAR:**

Not funding this request would result in an appropriation that exceeds projected revenues in the LIE Fund (DT2285). The structural difference between the available sources of funds and the appropriation is projected to result in a \$741,700 shortfall in FY 2024. Refer to Exhibits 1 and 2 at the end of this issue for additional information.

**PERFORMANCE MEASURES TO QUANTIFY SUCCESS OF THE SOLUTION:**

Sources of funds being available to support the appropriated amounts in a given fiscal year.

**STATUTORY REFERENCE:**

A.R.S. § 28-4151 – Motor Vehicle Liability Insurance Enforcement Fund  
Laws 2021, 1<sup>st</sup> Regular Session, Chapter 408 (SB 1823), Section 129

**EQUIPMENT TO BE PURCHASED IF APPLICABLE:** N/A

**CLASSIFICATION OF POSITIONS:** N/A

**ANNUALIZATIONS:** N/A

## Exhibits 1 and 2

### **Impact if Decision Package is NOT Approved**

Exhibit 1 shows projected sources and uses that demonstrates the impact on the LIE Fund (DT2285) if the decision package is not approved. Not funding this request would result in a projected shortfall of \$741,700 in FY 2024.

<b>Exhibit 1 - LIE FUND IMPACT: ISSUE <span style="color: red;">NOT</span> APPROVED</b>				
	Numbers Shown in Thousands			
	<b>Actual FY 2021</b>	<b>Actual FY 2022</b>	<b>Estimated FY 2023</b>	<b>Estimated FY 2024</b>
Beginning Balance	7,807.1	7,113.1	5,606.6	741.5
Revenue	2,633.8	1,786.4	1,800.5	1,800.5
Residual Equity Adjustment - DPS	<span style="color: red;">(1,302.7)</span>	<span style="color: red;">(1,254.1)</span>	<span style="color: red;">(1,282.0)</span>	<span style="color: red;">(1,282.0)</span>
Total Source of Funds	<b>9,138.2</b>	<b>7,645.4</b>	<b>6,125.1</b>	<b>1,260.0</b>
Use of Funds:				
Expenditures/Approp.	1,692.7	2,038.8	2,001.7	2,001.7
One-Time Driver License Security Software Upgrade	0.0	0.0	2,100.0	0.0
One-time MVD Security System	0.0	0.0	931.9	0.0
One-time VIT Fund Deposit	0.0	0.0	350.0	0.0
Administrative Adjustments	332.4	0.0	0.0	0.0
Total Uses of Funds	<b>2,025.1</b>	<b>2,038.8</b>	<b>5,383.6</b>	<b>2,001.7</b>
Ending Balance	<b>7,113.1</b>	<b>5,606.6</b>	<b>741.5</b>	<span style="color: red;"><b>(741.7)</b></span>

### **Impact if Decision Package IS Approved**

Exhibit 2 shows projected sources and uses that demonstrates the impact on the LIE Fund (DT2285) if the decision package is approved. Revenues will continue to be monitored to assess what future actions are required.

<b>Exhibit 2 - LIE FUND IMPACT: ISSUE <span style="color: green;">IS</span> APPROVED</b>				
	Numbers Shown in Thousands			
	<b>Actual FY 2021</b>	<b>Actual FY 2022</b>	<b>Estimated FY 2023</b>	<b>Estimated FY 2024</b>
Beginning Balance	7,807.1	7,113.1	5,606.6	741.5
Revenue	2,633.8	1,786.4	1,800.5	1,800.5
Residual Equity Adjustment - DPS	<span style="color: red;">(1,302.7)</span>	<span style="color: red;">(1,254.1)</span>	<span style="color: red;">(1,282.0)</span>	<span style="color: red;">(1,282.0)</span>
Total Source of Funds	<b>9,138.2</b>	<b>7,645.4</b>	<b>6,125.1</b>	<b>1,260.0</b>
Use of Funds:				
Expenditures/Approp.	1,692.7	2,038.8	2,001.7	2,001.7
One-Time Driver License Security Software Upgrade	0.0	0.0	2,100.0	0.0
One-time MVD Security System	0.0	0.0	931.9	0.0
One-time VIT Fund Deposit	0.0	0.0	350.0	0.0
Administrative Adjustments	332.4	0.0	0.0	0.0
Requested Approp. Reduction	0.0	0.0	0.0	<span style="color: red;">(850.0)</span>
Total Uses of Funds	<b>2,025.1</b>	<b>2,038.8</b>	<b>5,383.6</b>	<b>1,151.7</b>
Ending Balance	<b>7,113.1</b>	<b>5,606.6</b>	<b>741.5</b>	<b>108.3</b>

## Funding Issue Detail

Agency: Department of Transportation

Issue: 12 ADOT Fuel - Keeping Arizona on the Road

Program: Transportation Support Services  
Fund: DT2030-A State Highway Fund (Appropriated)

Calculated ERE: \$0.00  
Uniform Allowance: \$0.00

Expenditure Categories	FY 2024
FTE	0.0
Personal Services	0.0
Employee Related Expenses	0.0
<b>Subtotal Personal Services and ERE:</b>	0.0
Professional & Outside Services	0.0
Travel In-State	0.0
Travel Out-of-State	0.0
Food	0.0
Aid to Organizations & Individuals	0.0
Other Operating Expenditures	0.0
Equipment	0.0
Capital Outlay	0.0
Debt Services	0.0
Cost Allocation	0.0
Transfers	0.0
<b>Program / Fund Total:</b>	0.0

# Arizona Department of Transportation

## FY 2024 Decision Package

**Title:** ADOT Fuel – Keeping Arizona on the Road  
**FTE:** 0; **Request:** TBD  
**Priority:** 12

### DESCRIPTION OF PROBLEM OR ISSUE:

The Arizona Department of Transportation (ADOT) maintains the interstates and state highways throughout the State of Arizona; overseeing repairs caused by accidents, providing routine maintenance, inspecting commercial vehicles, and ensuring the roads reopen after storms by plowing snow, pumping water off the highway, and removing downed trees and other debris. These activities require approximately 1,300,000 gallons of unleaded and 800,000 gallons of diesel fuel each year.



ADOT Fuel Usage	Unleaded		Diesel	
	FY21	FY22	FY21	FY22
Administrative Services	77,997	82,367	30,373	25,003
Business Operations	10,141	9,624	-	-
Offices of the Director	3,280	3,255	21	31
Enforcement & Compliance	121,028	116,161	12,552	10,950
Infrastructure Delivery and Operations	824,193	782,500	746,046	657,494
Multimodal Planning	8,554	9,291	902	1,224
Motor Vehicles	9,081	15,073	72	41
Traffic Safety and Maintenance Operations	273,235	258,044	115,134	96,413
<b>TOTALS</b>	<b>1,327,508</b>	<b>1,276,314</b>	<b>905,100</b>	<b>791,155</b>

ADOT Fuel Usage	FY 2018	FY 2019	FY 2020	FY 2021	FY 2022
Unleaded	1,376,163	1,418,510	1,496,100	1,367,476	1,354,567
Diesel	841,274	1,051,356	886,374	903,429	805,916
<b>Total</b>	<b>2,217,437</b>	<b>2,469,866</b>	<b>2,382,474</b>	<b>2,270,905</b>	<b>2,160,482</b>



To maximize resources, ADOT's Administrative Services Division (ASD) purchases wholesale fuel in bulk for the entire agency using the State Highway Fund. This is substantially cheaper than purchasing commercial fuel, ranging from \$0.50 to \$1.75 less per gallon. It is delivered to ADOT's fueling depots throughout the state for use by the ADOT fleet. As the fuel is consumed, each bureau pays for its actual usage, reimbursing the State Highway Fund and allowing ASD to purchase the next round of fuel to refill ADOT's fueling stations.

As seen in the table below, despite decreased usage, ADOT spent an additional \$1,868,900 in fuel in FY 2022. Fuel prices continue to be volatile, and it is difficult to predict what fuel prices will be in FY 2024. ADOT requires its current fuel consumption to maintain its level of service, and it anticipates requiring additional fuel as it is awarded federal Infrastructure Investment and Jobs Act (IIJA) and other funding recently authorized by the federal government.

ADOT Fuel Cost			
FY	Gallons Used	Price Per Gallon	Cost
FY 2021	2,232,607	\$2.25	\$5,033,200
FY 2022	2,067,469	\$3.34	\$6,902,100

Fuel prices fluctuate, but the ongoing war in Europe, global competition for fuel, drought-induced wildfires throughout the western United States, hurricanes that impact refinery capacity, and unanticipated factors are expected to continue to contribute to an average increased fuel price over the next two years.

Fuel usage is expected to increase in FY 2024. Having sufficient fuel to keep roadways clear of debris and complete projects is critical to ADOT's mission. Unlike the majority of State agencies, there is no alternative method to complete the work without fuel. Completing the projects appropriated by the State in FY 2021 and FY 2022 and adding additional projects through IIJA funding will require additional fuel.

#### **HOW IT FURTHERS THE GOVERNOR'S FUNDAMENTALS MAP AND ADOT'S STRATEGIC PLAN:**

This issue incorporates the governor's mission, key goals, and agency key functions as shown below:

- key goals of safe communities and efficient and accountable government and
- agency key function of ensuring safe travel

This issue also incorporates ADOT's strategic plan goals as follows:

- promoting transportation safety and
- maximizing resources

#### **PROPOSED SOLUTION TO THE PROBLEM OR ISSUE:**

ADOT is requesting ongoing increased appropriation authority to the State Highway Fund (DT58000 / DT2030) so that it can continue to purchase the fuel required to maintain its current level of operations and support an anticipated increased workload in FY 2024 and beyond. Due to the high volatility in fuel as of this writing, ADOT is submitting a placeholder issue. ADOT will provide a more accurate cost estimate to OSPB and JLBC by November 1, by which time it should have more robust estimates for FY 2024.

**ALTERNATIVES CONSIDERED AND REASONS FOR REJECTION:**

The current level of funding could be maintained, and fuel usage would need to be reduced. This risks ADOT's ability to maintain its current service level. ADOT may not be able to take advantage of expanded federal funding opportunities without sufficient fuel.

**IMPACT OF NOT FUNDING IN THIS YEAR:**

ADOT received one-time appropriation authority of \$6,000,000 for fuel in FY 2023 to enable it to purchase the bulk fuel needed to keep the agency moving. ADOT expects average fuel prices continue to increase in FY 2024. If fuel prices stay at the current level or rise, ADOT would have to reduce fuel usage. ADOT would not have the authority needed to maintain its current level of service, complete projects appropriated in FY 2021 and FY 2022, and undertake additional federally-funded projects.

**PERFORMANCE MEASURES TO QUANTIFY SUCCESS OF THE SOLUTION:**

ADOT is able to maintain its current level of service.

**STATUTORY REFERENCE:**

A.R.S. §28-332

**EQUIPMENT TO BE PURCHASED IF APPLICABLE:** N/A

**CLASSIFICATION OF POSITIONS:** N/A

**ANNUALIZATIONS:** N/A

## Funding Issue Detail

Agency: Department of Transportation

Issue: 13 Statewide Litter Hotspots

Program: SLI Highway Maintenance  
Fund: DT2030-A State Highway Fund (Appropriated)

Calculated ERE: \$0.00  
Uniform Allowance: \$0.00

Expenditure Categories	FY 2024
FTE	0.0
Personal Services	0.0
Employee Related Expenses	0.0
<b>Subtotal Personal Services and ERE:</b>	0.0
Professional & Outside Services	0.0
Travel In-State	0.0
Travel Out-of-State	0.0
Food	0.0
Aid to Organizations & Individuals	0.0
Other Operating Expenditures	6,213.5
Equipment	0.0
Capital Outlay	0.0
Debt Services	0.0
Cost Allocation	0.0
Transfers	0.0
<b>Program / Fund Total:</b>	6,213.5

# Arizona Department of Transportation

## FY 2024 Decision Package

**Title: Statewide Litter Hotspots**

**FTE: 0; Request: \$6,213,500**

**Priority: 13**

---

### DESCRIPTION OF PROBLEM OR ISSUE:

The state of Arizona attracts many tourists with its famous landmarks, breathtaking natural wonders, and excellent weather; however, a serious problem is starting to take shape in the form of litter along our highways. Not only does litter impact the beauty of traveling in and around Arizona, but it also creates hazards on the road that will put driver's lives at risk. In an article published by MAG News on June 2021, it was reported that in 2020, road debris accounted for 1,075 accidents and seven deaths in the state of Arizona. ADOT also received 970 complaints regarding trash along the highways in 2021. These are the same highways that lead our visitors to the greatest destinations and Arizona citizens back to their homes.

Over the past year, time and funding was shifted away from needed maintenance and operations activities in order to respond to excess litter pick up across the state. For example, as part of ADOT's ongoing efforts to keep Arizona highways clean, a team of 45 crew members were deployed for four days to clean 25 miles of highways along I-10 and I-19 in the Tucson area. As a result, ADOT was able to remove 44,000 pounds of litter from I-10 and I-19.



Overall, ADOT maintenance staff spent \$2.2 million on litter pick up across the state in FY 2022, outside of the Maricopa County region. In the Maricopa County region ADOT spent an additional \$5.2 million on contracted services that were funded through the metropolitan planning organization's long-range plan. Maricopa County is the only county that provides funding for litter control on interstates. ADOT has determined that additional removal of litter is needed on a regular basis to control and reduce the negative impacts litter causes to Arizona's highway system.

ADOT requests funding to hire contracted services to address areas where no regular litter pick up exists, such as; urban areas on interstates within a 10 mile radius, and in high-visibility State Highway System routes outside of Maricopa County to improve the conditions and cleanliness. The cost for providing service to the high-visibility areas and the Urban Areas including a ten-mile radius around them on the interstates is \$6,213,500 per year for a bimonthly pickup. Reference Appendix 1 to see the calculation as well as those proposed areas where contracted services will be completed.

#### **HOW IT FURTHERS THE GOVERNOR’S FUNDAMENTALS MAP AND ADOT’S STRATEGIC PLAN:**

This issue incorporates the governor’s mission, key goals and agency key functions in the governor’s fundamentals map as shown below:

- key goals of safe communities and
- agency key functions of ensuring safe travel

This issue also incorporates ADOT’s strategic plan goals as follows:

- promoting transportation safety
- delivering value to the customer and
- maximizing resources

This issue incorporates ADOT’s key objectives and annual actions of

- Recommend the best and most efficient use of available funding to deliver public safety and service

This issue addresses ADOT’s outcome measure(s) of


- prioritizing maintenance

#### **PROPOSED SOLUTION TO THE PROBLEM OR ISSUE:**

ADOT requests \$6,213,500 from the State Highway Fund (DT2030) Highway Maintenance SLI to contract for services for a statewide litter pickup on interstates and the high visibility areas as mentioned previously. Reference Exhibit 1 at the end of the request for the details of the request.

#### **ALTERNATIVES CONSIDERED AND REASONS FOR REJECTION:**

ADOT is required to keep the highways in an operating condition for the traveling public. Not removing litter on and along state highways is a health and safety concern. ADOT has enlisted many strategies to deal with litter such as the Adopt a Highway Program, Don’t Trash Arizona, and strategies in the Nationwide Keep America Beautiful campaign. The volunteer- based Adopt a Highway Program for litter removal has been only partially successful. The Adopt a highway program was substantially impacted beginning in March 2020 by the COVID-19 pandemic. Much of the program was shuttered during COVID due to staffing availability, and it has not yet recovered to pre-pandemic levels. This has affected the ability to clean the roads, especially outside of Maricopa County where ADOT has additional resources from MAG. Public information ads do assist with reduction in litter along highways but do not completely eliminate the problem. Litter on the highways is a safety hazard to motorists if it is not picked up in a timely manner.



**IMPACT OF NOT FUNDING IN THIS YEAR:**

If this request is not funded, ADOT will be unable to address litter along the highways in a substantial way. In addition, ADOT will continue to divert staff and funding from other needed maintenance items to address the worst litter. This can create a backlog of diverted maintenance items that will affect the Arizona highway system.

Not funding this request will also deteriorate the public view and opinion of Arizona.

**PERFORMANCE MEASURES TO QUANTIFY SUCCESS OF THE SOLUTION:**

Hire contracted services to pick up litter twice per month in Urban Areas and within 10 miles of urban areas, and in high visibility areas statewide in Arizona. Services would begin within 60 days of funding approval. Services would conclude at the termination of funding.

If funded, this will lead to fewer public complaints sent to ADOT and the Districts, safer travels for the public, cleaner roadways with less debris, increase of availability of maintenance staff to complete maintenance on roadways, redirecting \$2.2 million back to critical maintenance activities.

**STATUTORY REFERENCE:**

A.R.S. § 28-332. Department of Transportation Jurisdiction; Duties

**EQUIPMENT TO BE PURCHASED IF APPLICABLE:** N/A

**CLASSIFICATION OF POSITIONS:** N/A

**ANNUALIZATIONS:** N/A

**SOURCES:**

1. "Newsroom: Dangerous Road Debris Kills: Secure Your Load Day Is June 6." AZMAG. AZMAG, April 18, 2022. <https://azmag.gov/Newsroom/MAG-News/dangerous-road-debris-kills#:~:text=New%20data%20from%20the%20Arizona,importance%20of%20securing%20your%20load>
2. "Major Litter Removal Project Removes 44,000 Lbs. of Trash in Tucson." Major litter removal project removes 44,000 lbs. of trash in Tucson | ADOT. Arizona Department of Transportation. Accessed July 14, 2022. <https://azdot.gov/adot-news/major-litter-removal-project-removes-44000-lbs-trash-tucson>.

Arizona Department of Transportation
Statewide Litter Hotspots
Exhibit 1

Proposed Areas	Miles	Cost per Lane Mile Per Visit	Number of Annual Cleanings	Cost per Lane Mile
Urban Non-Interstate Miles				
Prescott Valley--Prescott	71.78	\$288.72	24	\$497,400.00
Flagstaff	22.34	\$288.72	24	\$154,800.00
Lake Havasu City	29.36	\$288.72	24	\$203,400.00
Tucson	78.24	\$288.72	24	\$542,100.00
Sierra Vista	30.33	\$288.72	24	\$210,200.00
Casa Grande	44.47	\$288.72	24	\$308,100.00
Yuma	30.64	\$288.72	24	\$212,300.00
Subtotal	<b>307.16</b>			<b>\$2,128,300.00</b>

Urban Interstate Miles				
Prescott Valley--Prescott	0.00	\$288.72	24	\$0.00
Flagstaff	41.05	\$288.72	24	\$284,400.00
Lake Havasu City	0.00	\$288.72	24	\$0.00
Tucson	180.55	\$288.72	24	\$1,251,100.00
Sierra Vista	0.00	\$288.72	24	\$0.00
Casa Grande	65.19	\$288.72	24	\$451,700.00
Yuma	47.77	\$288.72	24	\$331,000.00
Subtotal	<b>334.56</b>			<b>\$2,318,200.00</b>

Urban Area Total	<b>641.72</b>			<b>\$4,446,500.00</b>
------------------	---------------	--	--	-----------------------

High Visibility Areas				
Route 93: I-40 to SR-71	92.00	\$288.72	24	\$637,500.00
SR-64: Grand Canyon to I40	45.00	\$288.72	24	\$311,800.00
SR-64: US-89 to Grand Canyon	27.00	\$288.72	24	\$187,100.00
US-60: SR-71 to Maricopa Co.	20.00	\$288.72	24	\$138,600.00
US-191: I-10 to Douglas	71.00	\$288.72	24	\$492,000.00
High Visibility Area Total:	<b>255.00</b>			<b>\$1,767,000.00</b>

Grand Total Miles	<b>896.72</b>			<b>\$6,213,500.00</b>
-------------------	---------------	--	--	-----------------------

## Funding Issue Detail

Agency: Department of Transportation

Issue: 14 Radio Communication Lifecycle Replacement

Program: Transportation Support Services  
Fund: DT2030-A State Highway Fund (Appropriated)

Calculated ERE: \$0.00  
Uniform Allowance: \$0.00

Expenditure Categories	FY 2024
FTE	0.0
Personal Services	0.0
Employee Related Expenses	0.0
<b>Subtotal Personal Services and ERE:</b>	0.0
Professional & Outside Services	0.0
Travel In-State	0.0
Travel Out-of-State	0.0
Food	0.0
Aid to Organizations & Individuals	0.0
Other Operating Expenditures	1,551.1
Equipment	0.0
Capital Outlay	0.0
Debt Services	0.0
Cost Allocation	0.0
Transfers	0.0
<b>Program / Fund Total:</b>	1,551.1



# Arizona Department of Transportation

## FY 2024 Decision Package

**Title: Radio Communication Lifecycle Replacement**

**FTE: 0; Request: \$1,551,100**

**Priority: 14**

---

### **DESCRIPTION OF PROBLEM OR ISSUE:**

The state's radio systems used by ADOT enforcement and compliance officers and transportation maintenance and operations staff are characterized by inconsistent radio technology platforms and varying functionalities for radio communication devices. This situation impedes field staff's ability to talk to local, county and federal law enforcement agencies. Numerous coverage gaps also are common in many rural areas of the state. This situation results in delayed service to customers and limits the agency's interoperability with other law enforcement agencies. The coverage gaps and limited interoperability also negatively impact the efficiency and effectiveness of ADOT field staff by causing service delays for our customers, the commercial trucking firms and their drivers.

The field staff's communication challenges are a serious safety concern for ADOT's leadership and field staff. These challenges adversely impact ADOT staff's ability to communicate with dispatch, each other, and other law enforcement agencies (e.g., DPS, Sheriff's Offices and Police Departments, Customs & Border Protection).

The mobile and portable radio communication devices capable of using both analog and digital radio technology platforms are known as multi-channel-capable radios. Multi-channel-capable radios allow ADOT employees to use the type of radio technology platform most appropriate to the employee's location [urban, rural, or remote]. Replacement of existing radio communication devices with multi-channel-capable radios will help employees perform their duties safely, effectively and efficiently in the field and serve customers by eliminating service delays resulting from the existing communication challenges.

Multi-channel-capable radio communication devices are required to operate on both technology platforms. The replacement of existing mobile and portable radio devices with multi-channel-capable radio devices is essential because ADOT employees often are temporarily assigned to locations other than their base work site.

### **Radio Communication Technology Platforms: Analog & Digital Transmission**

Currently, the state uses two different radio technology platforms for transmitting mobile and portable radio signals and voice data as explained below:

- Digital [modern technology] – 700MHZ Trunked in southern AZ

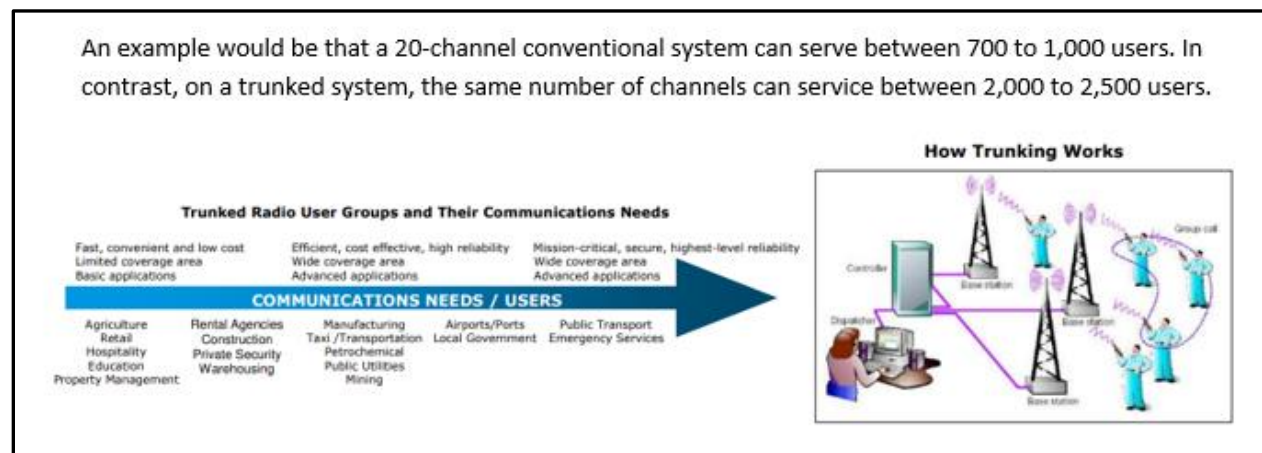
- Analog [conventional technology] – VHF/UHF in northern AZ

### Digital Radio Technology Platform – Southern Arizona

A digital radio technology platform represents modern technology. The digital radio technology platform deployed in southern Arizona is a 700 MHz trunked system. Both ADOT and DPS use this radio technology platform in southern Arizona.

The primary advantages of a digital technology platform are the following:

- broader coverage
- better reliability, particularly in rural areas
- speedier transmission of voice data
- multiple groups of users share radio frequencies without hearing each other's conversations
- multiple users can be joined together for interoperability if an incident requires coordination among different agencies



Currently, ADOT uses a variety of the mobile radio platforms deployed throughout the state of Arizona. Many of these cannot communicate on the 700 MHz trunked system and require replacement with multi-channel capable radios. The inability to communicate between vehicles results in an employee safety issue and causes inefficiencies in conducting inspections and highway maintenance.

### Analog Radio Technology Platform – Northern Arizona

The radio technology platform deployed in northern Arizona is VHF/UHF, and it is about 20 years old. ECD uses the VHF [very high frequency] system in northern Arizona and DPS uses a UHF [ultra-high frequency] system.

The analog radio technology platform accesses a narrower bandwidth than the trunked platform. Currently, this represents 46% of the present equipment. The limitations of this old technology are:

- limited coverage [100-mile limit]
- less reliability, particularly in rural areas
- sluggish transmission of voice data
- users can communicate only with one other user at a time
- multiple users cannot be joined together to communicate for interoperability

Currently, mobile radios deployed in northern and central Arizona prior to 2017 cannot communicate on the 700 MHz trunked system or are beyond their manufacturer suggested service life. Upgrading to multi-function radios allows for reduction of ADOT's radio inventory because one radio can be installed in vehicles to cover VHF, UHF, and digital platforms. Currently, some vehicles have multiple radios (VHF, UHF, and/or digital) installed so that communication is possible wherever the vehicle is located. The ability to communicate on the 700 MHz trunked system is a crucial capability because officers and transportation workers are frequently required to work in all parts of the state.

The table below summarizes ADOT's radio inventory and includes both age and whether the radio is VHF or digital.

Radio Inventory by Type/Age	VHF Radios	Digital Radios	Total Radios in Age Range
Under 4 years (2019-2022):	-	262	262
5 to 10 years (2013-2017):	-	403	403
11 to 20 years (2003-2012):	508	701	1,209
21+ years:	635	-	635
Total:	1,143	1,366	2,509

#### **Radio Communication Devices: Mobile Radios & Portable Radios**

Currently, ADOT's maintenance employees and enforcement and compliance field staff use two types of radio communication devices – *mobile* radios and *portable* radios when conducting field operations.

- A ***mobile*** radio is installed in a vehicle and is fixed in place (see Exhibit 1). They operate with stronger signal strength than portable radios. Most mobile radios have a useful life of approximately five to ten years absent major technology changes. The agency's mobile radios were purchased in the early 2000s; replacement parts are not readily available so many do not function fully.
- A ***portable*** radio is not fixed in place and looks like a walkie-talkie (see Exhibit 2). Portable radios allow employees to communicate when they are outside of their vehicle (e.g., while conducting a vehicle inspection). The useful life of portable radios is approximately five to ten years absent major technology changes. Most of ADOT's portable radios are 7+ years old, and the devices' brand [Harris] has proven to be less reliable than expected.

Both mobile and portable radio communication devices are fundamental pieces of radio communication equipment that must be continuously maintained and periodically replaced. See Exhibits 1 and 2.

#### **HOW IT FURTHERS THE GOVERNOR'S FUNDAMENTALS MAP AND ADOT'S STRATEGIC PLAN:**

This issue incorporates the Governor's mission, key goals and agency key functions in the governor's fundamentals map as shown below:

- Key Goal of Safe Communities and Agency Key Functions of providing law enforcement and fire services, coordinating emergency readiness and promoting safe workplaces
- Key Goal of Efficient and Accountable Government and Agency Key Function of improving processes, optimizing physical assets, and managing risk.

This issue incorporates ADOT's strategic plan as follows:

- This initiative aligns with Delivering Value to the Customer by increasing communication efficiency for quicker business and safer interactions with the public.
- This initiative applies to Building a Culture of Engaged Employees because safety of our employees is vital. The use of reliable communication equipment is paramount to division employee's safety.
- This initiative will also Promote Transportation Safety, as radios are what allow us to notify dispatchers and other Divisions/Agencies of mishaps and unsafe situations and allow us to take preventive actions to keep employees and the citizens of Arizona safe.

#### **PROPOSED SOLUTION TO THE PROBLEM OR ISSUE:**

ADOT requests \$1,551,100 in ongoing funding from the State Highway Fund Operating Lump Sum to transition the current radio inventory to a single, multi-band radio that will operate anywhere there is a signal in Arizona and eliminate the need to have multiple types of radios installed in field vehicles.

The overall cost to upgrade all radio units as a one-time expenditure is \$13,259,500. This is not a viable solution to transition in a single year. ADOT requests to implement an eight-year lifecycle replacement plan for portable radios and a ten-year lifecycle replacement plan for mobile radios, similar to the Arizona Department of Public Safety. This request will provide replacement multiband radios over the next eight to ten years based on priority. Factors considered in replacement will include the useful life of existing radios, if new vehicles are being acquired, and the likelihood of radio failure. At the conclusion of the eight to ten-year period, all radios would be multi-band and able to operate anywhere there is a signal in Arizona. A draft Project Investment Justification (PIJ ID: DT23009) has been submitted to ADOA-ASET and is available for review upon request.

ADOT Radio Replacement								
Group	Total Number of Units	Radio Cost (including tax)	Labor/ Antenna Costs	Total Cost Per Unit	Life Cycle Years	Replace All Total Costs	Life Cycle Yearly Cost	Yearly Number of Units
IDO/TSMO-Mobile	1,084	8,688	1,327	10,015	10	9,417,792	1,085,626	108
ECD-Mobile	175	8,688	1,327	10,015	10	1,520,400	175,263	18
ECD-Portable	225	10,317	-	10,317	8	2,321,325	290,166	28
Totals:						13,259,517	1,551,054	154

#### **Equipment Needs**

*Mobile* radio communication devices required for this plan.

- Equipment specification: Motorola APX 8500 ALL Band Mobile Radio. This radio is equipped with TDMA operation, AES Encryption, P25 trunking and multicast vote scanning. Mobile radios require the purchase of an antenna and approximately \$400 in installation costs.

*Portable* radio communication devices required for this plan.

- Equipment specification: Motorola APX 8000 ALL Band Mobile Radio. Four RF bands and multi-mode system access, secured by multiple hardware encryption algorithms (256-bit AES, DES, ADP), up to 128 keys and the ability to re-key over the air so that sensitive information stays protected.

At the completion of this project, all mobile and portable radio devices will be fully interoperable with any other radio on the two state radio technology platforms. Therefore, ADOT officers and other field staff will be able to communicate reliably and consistently with dispatch and each other when assigned to work locations other than their respective base work site. Further, ADOT officers and other field staff will be able to communicate with DPS and other local and county law enforcement agencies. For example, during a critical incident requiring a large agency response, officers from multiple agencies will be able to communicate on any system that is used across Arizona.

#### **ALTERNATIVES CONSIDERED AND REASONS FOR REJECTION:**

The take no action alternative fails to address the communication and safety concerns of ADOT employees and fails to remedy the service delays for customers resulting from the existing radio communication challenges.

Another alternative is to repair radios as they become inoperable. The cost of repairing the existing portable radio devices is approximately \$700 per radio per repair if the needed parts are available. If all radio devices could be repaired, the existing radio devices cannot operate on both radio technology platforms, are less reliable, and provide less coverage. The technology for the current installed radios has come to the end of its useful life and will not be supported in the future.

#### **IMPACT OF NOT FUNDING IN THIS YEAR:**

ADOT officers and field staff safety and confidence in life-safety equipment is of utmost importance. ADOT staff needs reliable and serviceable equipment when working in the remote areas of our state. Failure to upgrade or replace outdated equipment with more modern equipment places staff at risk of not being able to provide effective and efficient services to the public. Further, replacement of the existing radio equipment helps ensure staff safety during life-threatening situations.

The impact of not funding this radio equipment only delays the inevitability of a failing communication system. If ADOT fails to replace older technology, the ability to communicate reliably and effectively continues to be impeded.

#### **PERFORMANCE MEASURES TO QUANTIFY SUCCESS OF THE SOLUTION:**

Reductions in customers wait time due to reduction in communication challenges.

Radios in the ADOT inventory within the radio's useful life.

By implementing an eight to ten-year timeline, ADOT's request maximizes the current resources, allows a transition timeline, and ensures current technology is implemented and sustained long-term.

#### **STATUTORY REFERENCE:**

A.R.S. § 28-1652, 5242, 5602, 5864

#### **EQUIPMENT TO BE PURCHASED IF APPLICABLE:**

It is proposed to purchase a total of 1484 replacement units over an eight to ten-year timeline, depending on the radio type, at an annual cost of \$1,551,100. At the conclusion of the eight to ten-year period, all historic radio systems will be transitioned out of service and ADOT will have up-to-date technology and return to a regular lifecycle and technology review cycle. Technology needs will be reviewed and updated jointly by the ECD and Transportation Divisions.

#### **ANNUALIZATIONS: N/A.**

**Exhibit 1 – Mobile Radio**



**Exhibit 2 – Portable Radio**



## Funding Issue Detail

**Agency:** Department of Transportation

**Issue:** 15 Body Worn Cameras

**Program:** Motor Vehicle Enforcement Services  
**Fund:** DT2030-A State Highway Fund (Appropriated)

**Calculated ERE:** \$185.40  
**Uniform Allowance:** \$0.00

Expenditure Categories	FY 2024
FTE	10.0
Personal Services	325.9
Employee Related Expenses	156.5
<b>Subtotal Personal Services and ERE:</b>	<b>482.4</b>
Professional & Outside Services	0.0
Travel In-State	0.0
Travel Out-of-State	0.0
Food	0.0
Aid to Organizations & Individuals	0.0
Other Operating Expenditures	2,592.7
Equipment	0.0
Capital Outlay	0.0
Debt Services	0.0
Cost Allocation	0.0
Transfers	0.0
<b>Program / Fund Total:</b>	<b>3,075.1</b>

**Program:** SLI ADOT Fleet Replacement  
**Fund:** DT2030-A State Highway Fund (Appropriated)

**Calculated ERE:** \$0.00  
**Uniform Allowance:** \$0.00

Expenditure Categories	FY 2024
FTE	0.0
Personal Services	0.0
Employee Related Expenses	0.0
<b>Subtotal Personal Services and ERE:</b>	<b>0.0</b>
Professional & Outside Services	0.0
Travel In-State	0.0
Travel Out-of-State	0.0
Food	0.0
Aid to Organizations & Individuals	0.0
Other Operating Expenditures	0.0
Equipment	496.0
Capital Outlay	0.0
Debt Services	0.0
Cost Allocation	0.0
Transfers	0.0
<b>Program / Fund Total:</b>	<b>496.0</b>

# Arizona Department of Transportation

## FY 2024 Decision Package

**Title: Body Worn Cameras**

**FTE: 10; Request: \$3,571,100**

**Priority: 15**

---

### DESCRIPTION OF PROBLEM OR ISSUE:

In January 2022, the Commercial Vehicle Enforcement Task Force (CVETF) was established via Intergovernmental Agreement (IGA) between the Arizona Department of Public Safety (DPS) and Arizona Department of Transportation (ADOT) to increase cooperation between DPS and ADOT with respect to commercial vehicle enforcement and compliance. DPS serves as the lead agency for the Task Force and is the agency in daily operational control of the ADOT's Ports of Entry (POEs). As the lead agency, on August 9, 2022, DPS submitted a request to Director Halikowski to equip all of ADOT's Enforcement and Compliance Division (ECD) uniformed officers and detectives with Body Worn Cameras. The request stated:



*"In FY2022, AZDPS received state funding to develop a statewide body-worn camera (BWC) program. This entailed equipping every Trooper with a BWC and hiring the necessary support staff to manage the program as well as the technology and infrastructure needed to ensure the program's success. While our BWC program is still in its infancy, the challenges we have faced are far outweighed by the benefits our Department has derived.*

*As the CVETF lead agency and to further our mission of operational consistency, Colonel Silbert is requesting the Arizona Department of Transportation (ADOT) equip all sworn ESB Officers assigned to the task force with a BWC as well as invest in the necessary support staff and infrastructure for the program. Doing so will allow the task force to operate in a way that enhances officer safety, improves agency efficiency, and promotes public transparency to the citizens of Arizona."*

ADOT supports this request. No existing Body Worn Camera systems are currently in use for ECD personnel. Body Worn Cameras will allow ECD officers and Detectives to video- and audio-record their daily activities while on duty, and for the recordings to be preserved and accessed by designated personnel within ECD. Body Worn Cameras will enhance the Department's ability to accurately capture events as they occur. The goal of the system is to provide for officer safety and to increase transparency.



Body Worn Cameras will enhance public trust by providing additional transparency into ECD operations. Body Worn cameras are thought to provide numerous benefits. By creating a permanent digital record of encounters between officers and the public, they improve transparency and accountability and increase the volume of information an officer collects, thereby potentially improving case outcomes. They also reduce citizen complaints, reduce use of force, and deter officer misconduct.

**HOW IT FURTHERS THE GOVERNOR’S FUNDAMENTALS MAP AND ADOT’S STRATEGIC PLAN:**

This issue incorporates the Governor’s mission, key goals and agency key functions reflected in the Governor’s as shown below:

- key goal of Safe Communities and Agency Key Functions of providing law enforcement and fire services, coordinating emergency readiness and promoting safe workplaces
- Key Goal of Efficient and Accountable Government and Agency Key Function of improving processes

This issue incorporates ADOT’s strategic plan goals as follows:

- ADOT Key Goals of increase transportation throughout and reduce customer experience time through the annual actions of implementing Kaizen countermeasures at Ports of Entry, reducing freeway congestion, and aligning the workforce to AMS.
- This initiative aligns with delivering Value to the Customer by increasing transparency and facilitating safer interactions with the public. Body worn cameras are a highly effective resource that provides an unalterable video and audio recording of interactions that empirical evidence in the event of a crime, public interaction, or use-of-force incident.

**PROPOSED SOLUTION TO THE PROBLEM OR ISSUE:**

This FY 2024 request of \$3,571,100 is for \$2,079,300 of one-time and \$1,491,800 of on-going funding.

Body Worn Camera Funding Request			
Appropriation	One-Time	Ongoing	Total Request
Operating Lump Sum	\$1,583,300	\$1,491,800	\$3,075,100
Vehicles and Heavy Equipment Replacement SLI	\$496,000		\$496,000
<b>Totals</b>	<b>\$2,079,300</b>	<b>\$1,491,800</b>	<b>\$3,571,100</b>

Beginning in FY 2025 the costs to be retained in the base are the ongoing costs of \$1,491,800. See Exhibit 3 for the detailed breakdown of costs. In support of DPS’ request, ADOT is seeking \$3,075,100 from the State Highway Fund operating lump sum and \$496,000 from the State Highway Fund Transportation and Equipment Fund special line item (SLI). This includes a one-time appropriation of \$1,583,300 from the operating lump sum to purchase body cameras and their respective equipment, outfit sworn positions with the required equipment to complete their duties, and implement training. It also includes \$1,491,800 in ongoing funds to pay for staffing, software licenses, and other increased costs associated with operating the program. In order to enhance officer safety, improve agency efficiency, and promote public transparency, the appropriation will fund the purchase of 450 body cameras for the ECD’s sworn personnel. ADOT is seeking a one-time appropriation of \$496,000 from the State High Fund Vehicle Equipment appropriation to purchase eight Ford Explorers for new sworn personnel. These vehicles will fulfill critical mission-oriented requirements – i.e. program requirements, transportation of supplies, and training requirements. These vehicles will increase operational efficiency and/or address valid safety concerns. Vehicles will be used for law enforcement purposes, to travel from one location to the other, to deliver and receive equipment, and provide agency training.

This proposal includes 10 additional FTE positions for video management. One FTE position will be a supervisory role to oversee contracts, equipment, policy, procedures, video review, and other aspects of the program. One FTE position will oversee the training and administration that will occur within the Department. Video management employee FTE positions will total 6 as this position will handle the bulk of public record requests and censor any necessary information. One FTE position will provide IT engineering and support to ensure that all technological aspects of the project are managed appropriately. Additionally, one FTE position will serve as a project administrative assistant. Please see Exhibit 3 for a breakdown of the costs. A draft Project Investment Justification (PIJ ID: DT23008) has been submitted to ADOA-ASET and is available for review upon request.

#### **ALTERNATIVES CONSIDERED AND REASONS FOR REJECTION:**

The take no action alternative fails to address the accountability and safety concerns of officers.

Another option would be to limit the number of body cameras to 1 per officer. This alternative has been rejected. Limiting officers to a single body camera fails to completely address accountability concerns. ECD officers would be required to dock Body Worn Cameras at the end of each shift in order to download collected data. Officers traveling in a marked vehicle from their work area after a shift may be required to take police action. If an officer has a single body camera a device would not be available for use during these interactions.

A final option was the possibility of DPS managing certain aspects of the project like data storage, vehicles, and personnel. After careful consideration, this option was not deemed viable as the agencies have different policies, retain different data and records, and utilized different resources and funding while having agency-specific procurement, budget and spending practices. DPS cannot manage ESB vehicles or personnel due to the different fleet policies and funding sources that are used by the respective agencies. Axon houses the storage footage in conjunction with licensing so that the integrity of the footage is not compromised. DPS cannot take responsibility for ESB storage, data and footage as each agency has its own policies and procedures on the scope of work its officers perform and would be unable to work out required redactions per number of officers/troopers in order to control backlog. The auto-tagging feature functions and the extreme difficulty in trying to coordinate between two different Spillman accounts are why it is not possible for DPS to manage ADOT's footage. Additional complexities can occur between the two agencies' footage because of differences in how they document the nature of their calls. This directly affects the retention of those calls for AZ Library Archives and Public Records (LAPR). By having Axon house the data, we are consistent with best practices, proven legal defenses, and ensured security of data.

#### **IMPACT OF NOT FUNDING IN THIS YEAR:**

ADOT officer and field staff safety and confidence in life-safety equipment is of the utmost importance. ADOT staff needs reliable and serviceable equipment when working in the remote areas of our state. Failure to implement a body worn camera program places staff at risk of not being able to provide effective and efficient services to the public. This equipment helps ensure staff and public safety during life-threatening situations and offers transparency and accountability.

#### **PERFORMANCE MEASURES TO QUANTIFY SUCCESS OF THE SOLUTION:**

- Body Worn Cameras are deployed to all ADOT sworn personnel
- Hours of video footage reviewed
- Number of public records request responses
- Cost/Benefit Ratio

#### STATUTORY REFERENCE:

A.R.S. § 28-1652, 39-121

The Legislature mandated the Department of Public Safety (DPS) implement a body worn camera system. ADOT's Enforcement Services Bureau (ESB) officers now work under the umbrella of the Commercial Vehicle Enforcement Task Force (CVETF) led by DPS.

#### EQUIPMENT TO BE PURCHASED:

- 450 Axon Body 3's (2 Cameras per officer)
- 29 8-bay docks.
- 225 Axon Signal Units (activates BWC during light bar activation) Equipment for FTE's
- 225 Single Bay docks
- 225 In-Car Access Points
- 8 Sets of duty gear (includes weapon, taser, ballistic vest, etc
- 8 Radios
- 8 Tablet CF33s
- 8 Ford Explorers (pursuit rated)
- 8 Mobile radios
- 2 Desktop PCs
- A **Body Worn Camera** is a small camera which can be worn or mounted to an officer's uniform and activated to record law enforcement encounters with the public (see Exhibit 1).

**Total body worn cameras required: 450**

- A **Body Worn Camera Docking Station (8 Port)** is fixed in place and is designed for use as a charging and download station (see Exhibit 2). Docking stations function as a docking point for the body worn cameras. This gives users the ability to download information from each device. These devices will be installed in each ECD facility for ease of access.

**Total body worn camera docking stations required: 28**

- An **Axon Signal Unit** is a technology that enables body cameras to sense nearby events and start recording. These devices will be installed in each vehicle and activated when an officer activates their emergency lights.

**Total axon signal units required: 225**

Body Worn Cameras and Body Worn Camera Docking Stations are fundamental pieces of equipment that must be continuously maintained and periodically replaced. See Exhibits 1 and 2 below.

#### CLASSIFICATION OF POSITIONS:

- (1)FA Sergeant - Supervisor for contract, equipment, policy, procedures, video review and other program aspects - Annual salary \$69,800 + ERE \$33,500 = Total 103,300 per position
- (1)FA Officer - Training- Annual salary \$60,400 + ERE \$29,000 = Total 89,400 per position
- (6) FA Officer - Video Management - Annual salary \$60,400 + ERE \$29,000 = Total \$89,400 per position
- Administrative Services Officer 2 Job Code AUN09023- Program Admin Support - Annual Salary \$61,600 + ERE \$29,600 = Total \$91,200 per position

- ITG Support - System/LAN Administrator Job Code S10021 - Annual Salary \$73,700 + ERE \$35,400 = Total \$109,100 per position

<u>Item</u>	<u>FTE</u>	<u>PS</u>	<u>ERE</u>	<u>Total Cost</u>	<u>Description</u>
FA Sergeant	1	\$ 69,800.00	\$ 33,500.00	\$103,300.00	To provide administrative support and supervision for the overall program.
FA Officer (Training)	1	\$ 60,400.00	\$ 29,000.00	\$ 89,400.00	Training and some administration will occur within each administrative unit of the Department.
FA Officer (Video Mgt.)	6	\$ 60,400.00	\$ 29,000.00	\$536,400.00	To review, redact, and otherwise prepare videos for release. See related worksheet
Administrative Services Officer 2 Job Code <b>AUN09023</b>	1	\$ 61,600.00	\$ 29,600.00	\$ 91,200.00	To provide administrative support for the overall program.
ITG Support - Job Code <b>S10021</b>	1	\$ 73,700.00	\$ 35,400.00	\$109,100.00	To ensure the information technology infrastructure supports the needs of the program. To install and maintain IT equipment in support of the program
<b>Total Personnel Costs</b>	<b>10</b>	<b>\$325,900.00</b>	<b>\$156,500.00</b>	<b>\$929,400.00</b>	

**ANNUALIZATIONS:** N/A

**Exhibit 1 – *Body Worn Camera***



**Exhibit 2 – *Body Worn Camera Docking Station (8 Port)***



**Exhibit 3: Cost Breakdown of Body Worn Camera**

<b>Equipment</b>				
<b>Item</b>	<b>Units</b>	<b>Unit Cost</b>	<b>One-Time</b>	<b>Ongoing</b>
Axon Body 3's	450	\$ 699	\$ 314,600	\$ -
8-bay docks	29	\$ 1,500	\$ 43,500	\$ -
Single bay docks	225	\$ 200	\$ 45,000	\$ -
Axon Signal Units	225	\$ 529	\$ 119,000	\$ -
In-Car Access Point	225	\$ 2,770	\$ 623,300	\$ -
Implementation and Training	1	\$ 28,500	\$ 28,500	\$ -
Duty Gear	8	\$ 4,651	\$ 37,200	\$ -
Radio	8	\$ 9,307	\$ 74,500	\$ -
Tablet	8	\$ 6,065	\$ 48,500	\$ -
Ford Explorer	8	\$ 62,000	\$ 496,000	\$ -
Ford Explorer Operational Cost	8	\$ 5,337	\$ -	\$ 42,700
Mobile Radio	8	\$ 9,205	\$ 73,600	\$ -
Desktop	2	\$ 700	\$ 1,400	\$ -
Tax 8.6%			\$ 174,200	\$ 3,700
<b>Equipment Total</b>			\$ 2,079,300	\$ 46,400
<b>Software</b>				
<b>Item</b>	<b>Units</b>	<b>Unit Cost</b>	<b>One-Time</b>	<b>Ongoing</b>
Licenses with Unlimited Connected Services	225	\$ 1,632	\$ -	\$ 367,200
10 Pro Licenses (admins/redaction staff) Annual Cost	10	\$ 468	\$ -	\$ 4,700
10 Basic licenses for other users needing access	10	\$ 180	\$ -	\$ 1,800
TAP (warranty/refresh) for 2nd camera (\$336/yr)	225	\$ 336	\$ -	\$ 75,600
TAP (warranty/refresh) for single-bay dock (\$114/yr)	225	\$ 114	\$ -	\$ 25,700
Tax 8.6%			\$ -	\$ 40,800
<b>Software Total</b>			\$ -	\$ 515,800
<b>Personnel</b>				
<b>Item</b>	<b>FTEs</b>	<b>FTE Cost</b>	<b>One-Time</b>	<b>Ongoing</b>
FA Sergeant	1	\$ 103,314	\$ -	\$ 103,300
FA Officer (Training)	1	\$ 89,450	\$ -	\$ 89,400
FA Officer (Video Mgt.)	6	\$ 536,700	\$ -	\$ 536,700
Administrative Services Officer 2 Job Code AUN09023	1	\$ 91,155	\$ -	\$ 91,200
ITG Support - Job Code S10021	1	\$ 109,032	\$ -	\$ 109,000
<b>Personnel Total</b>			\$ -	\$ 929,600
			<b>One-Time Total</b>	<b>Ongoing Total</b>
			\$ 2,079,300	\$ 1,491,800
<b>***The licensing costs associated with the cameras include evidence.com access, end to end warranty, 2 hardware refreshes, Auto tagging, respond plus (livestreaming/GPS) and unlimited data storage. At the completion of this project, all sworn ECD personnel would be assigned two body worn cameras and trained in their proper use.</b>				

## Funding Issue Detail

Agency: Department of Transportation

Issue: 16 Transit Program Administration

Program: Transportation Support Services  
Fund: AA1000-A General Fund (Appropriated)

Calculated ERE: \$71.20  
Uniform Allowance: \$0.00

Expenditure Categories	FY 2024
FTE	0.0
Personal Services	316.2
Employee Related Expenses	129.7
<b>Subtotal Personal Services and ERE:</b>	<b>445.9</b>
Professional & Outside Services	0.0
Travel In-State	0.0
Travel Out-of-State	0.0
Food	0.0
Aid to Organizations & Individuals	0.0
Other Operating Expenditures	332.7
Equipment	0.0
Capital Outlay	0.0
Debt Services	0.0
Cost Allocation	0.0
Transfers	0.0
<b>Program / Fund Total:</b>	<b>778.6</b>

# Arizona Department of Transportation

## FY 2024 Decision Package

### Title: Transit Program Administration

FTE: 0; Request: \$778,600

Priority: 16



#### DESCRIPTION OF PROBLEM OR ISSUE AND HOW IT FURTHERS THE AGENCY'S MISSION OR GOALS:

The Arizona Department of Transportation's (ADOT) Transit group aids communities across Arizona with their transit programs by administering grants. Each year the ADOT Transit group receives over \$35M in funding from the Federal Transit Administration (FTA) and then in turn awards grants to municipalities and private nonprofit organizations across Arizona. The Transit group does this by managing and utilizing federal funds to assist public, tribal, private non-profit and private for-profit passenger transportation systems in Arizona. Please reference Exhibit 1 for a listing of the FTA grants ADOT administers.

ADOT receives annual apportionments from the FTA to be used in support of the programs. Transit in turn allocates the apportionments to eligible recipients in the form of grants. Operating the Transit Program and administering grants requires work throughout ADOT. For example, Transit program administration, Grant administration, training, human



resources, information

technology, financial management services, and many more services are critical to the success of the Transit program. Unfortunately, the FTA does not allow for ADOT to charge administrative costs to all of its programs. The following table summarizes which programs allow administrative costs (up to 10%) and which ones do not.





Allows 10% Admin Costs	Does not Allow Admin Costs
5310 Enhanced Mobility of Seniors and Individuals with Disabilities	5303/5305(d) Metropolitan Planning
5311 Rural Public Transportation Program	5304/5305(e) Statewide planning
	5311 Rural Transit Assistance Program (RTAP)
	5329 State Safety Oversight (SSO) <sup>1</sup>
	5339 Bus and Bus Facilities

1. The SSO program does allow indirect cost allocation plan (ICAP) to be charged to it.

In FY 2022, \$1,220,800 of Highway Expansion and Extension Loan Program (HELP) funds (DT2417) were transferred to ADOTs Federal Fund (HFP) (DT2097) pursuant to Laws 2021, 1<sup>st</sup> Regular Session, Chapter 408 (SB 1823), Section 128. These funds allowed the Transit fund to maintain a cash balance and have helped to sustain the program and aid with cash flow, but the transfer is only a short-term solution.

ADOTs costs to administer the Transit program are \$2,575,000 annually. These costs are detailed below in Exhibit 2. ADOT charges applicable administrative expenses where allowable. However, as described above, there is a large portion of administrative costs associated with some of these programs that do not allow administrative costs.



ADOT does not have an appropriate funding source to fund the administrative costs for these grants. Article 9 Section 14 of the Arizona State Constitution stipulates that funds deposited in the state high fund (SHF) can only be used on activities directly related to the highway. The transit program does not directly support the state highway system, and funds used to manage the program cannot come from the SHF.

The lack of a dedicated non-highway fund source began impacting ADOT significantly early in FY 2019 when the transit fund began having cash flow issues. ADOT could either implement measures to reduce Transit Program costs (at least short-term) or shut down the Transit program. If the program were to be shutdown, Arizona citizens in rural areas, the elderly, and those with physical disabilities would suffer.

Beginning in FY 2019 through the end of FY 2021 ADOT halted its indirect cost allocation plan (ICAP) off-sets to the SHF. ICAP recovers indirect costs incurred by ADOT to run the Transit program. Doing so results in the Transit Fund not paying its fair-share of administrative costs.

Also, the FTA requires ADOT to reimburse municipal and non-profit grant recipients for their grant-related expenditures before the FTA will reimburse ADOT. This created cash flow difficulties for ADOT, which resulted in a request for a transfer from the HELP fund to the HFP fund (see above). These funds

are used to aid cash flow and as a float for the time between when a recipient is reimbursed and ADOT receives the funds from the FTA.

The problem is that if a suitable funding source for administrative costs cannot be identified, ADOT may be forced to discontinue its administration of these grants.

**How It Furthers the Governor's Fundamentals Map and ADOT's Strategic Plan:**

This issue incorporates the governor's mission, key goals and agency key functions in the governor's fundamentals map as shown below:

- key goals of efficient and accountable government
- agency key functions of improving processes

This issue also incorporates ADOT's strategic plan goals as follows:

- delivering value to the customer
- maximizing resources

This issue addresses ADOT's outcome measure(s) of

- optimizing ADOT's footprint

**PROPOSED SOLUTION TO THE PROBLEM OR ISSUE:**

ADOT is requesting \$778,600 from the General Fund (1000) to provide a dedicated funding source for administrative costs of the Transit program where administrative costs are unallowable.

For Federal Fiscal Year (FFY) 2023, which begins in October 2022, ADOT expects to receive \$35,669,800 in apportionments for the Transit program. Of this amount \$24,884,800 allows 10% of administration costs to be charged and \$10,785,000 does not.

Transit administrative costs are approximately \$2,575,000 and are detailed in Exhibit 2. Administrative costs must be born equitably by all funding sources. An annual administrative cost of approximately 7-8% is estimated to be required to fully cover the administrative costs of the Transit program as expenditures can vary from year to year. The calculation for the \$778,000 requested in FY 2024 is shown below:

	Apportionment	% Administration	Administrative Cost
Transit Grants - Allowable Admin	\$24,884,800	7.2%	\$1,796,400
Transit Grants - Unallowable Admin	\$10,785,000	7.2%	<b>\$778,600</b>
Total	\$35,669,800	7.2%	\$2,575,000

**ALTERNATIVES CONSIDERED AND REASONS FOR REJECTION:**

ADOT has considered at least four alternatives:

1. Continue to supplement the Transit program using the SHF. The program needs to become sustainable without the use of the SHF.

2. ADOT could not charge the appropriate amount of administration to the Transit program. This is not a viable solution because the result would be to subsidize the transit program with the SHF, which is not allowed per article 9 section 14 of the Arizona State Constitution.
3. Another alternative could be to appropriate the Air Quality Fund (DT2226) or another appropriate funding source in lieu of the General Fund.
4. Discontinue accepting any transit grant that does not allow administrative costs to be charged. This option is rejected as metropolitan planning organizations (MPO) cannot apply directly to the FTA for a transit grant.

**IMPACT OF NOT FUNDING IN THIS YEAR:**

If a dedicated funding source is not identified, the Transit program will continue to erode its seed money and will encounter cash flow issues in the future or will fail to fully charge the Transit program for its administrative costs.

**PERFORMANCE MEASURES TO QUANTIFY SUCCESS OF THE SOLUTION:**

Financial sustainability of the Transit program.

**STATUTORY REFERENCE:**

Arizona Constitution Article 9 Section 14

Laws 2021, 1<sup>st</sup> Regular Session, Chapter 408 (SB 1823), Section 128

**EQUIPMENT TO BE PURCHASED IF APPLICABLE:** N/A

**CLASSIFICATION OF POSITIONS:** N/A

**ANNUALIZATIONS:** N/A

Exhibit 1  
Transit Grant Funding

5303/5305(d) Metropolitan Planning	Provides funding and procedural requirements for multimodal transportation planning in metropolitan areas and states. Planning needs to be cooperative, continuous, and comprehensive, resulting in long-range plans and short-range programs reflecting transportation investment priorities.
5304/5305(e) Statewide planning	Provides funding and procedural requirements for multimodal transportation planning in metropolitan areas and states. Planning needs to be cooperative, continuous, and comprehensive, resulting in long-range plans and short-range programs reflecting transportation investment priorities.
5310 Enhanced Mobility of Seniors and Individuals with Disabilities	Program funds are used for capital assistance, the purchase of vehicles, related equipment and operating funds statewide. In addition, mobility management awards are available to assist agencies and communities with their coordination efforts. The program allows seniors and individuals with disabilities special transportation so they can attend medical appointments, go to adult day care facilities, go shopping, and employment.
5311 Rural Public Transportation Program	The Section 5311 grant program's goals are to address the mobility needs of Arizona's rural population by enhancing access to health care, shopping, education, employment, public services and recreation; and assisting local communities in building effective transit services in rural areas.
5311 Rural Transit Assistance Program (RTAP)	The ADOT RTAP offers training and training scholarships to ADOT transit grant recipients. The mission of the Arizona State RTAP is to enhance and develop the skills and abilities of the persons involved in providing passenger service in rural Arizona.
5329 State Safety Oversight (SSO)	The FTA published Rail Fixed Guideway Systems: State Safety Oversight (SSO) on Dec. 27, 1995. This rule sets forth FTA's requirements to improve rail transit safety and security. ADOT is the designated state safety oversight agency in Arizona.
5339 Bus and Bus Facilities	The Urbanized Area Formula Funding program (49 U.S.C. 5307) makes Federal resources available to urbanized areas and to states for transit capital and operating assistance in urbanized areas (UZAs) and for transportation related planning. The Bus and Bus Facilities program (49 U.S.C. 5339) provides capital funding to replace, rehabilitate and purchase buses and related equipment and to construct bus-related facilities.

Exhibit 2

**ADOT Transit Administrative Costs**

	<b>FY 2023</b>
<b>Direct Grant Administration<sup>1</sup></b>	
Personal Services	\$623,100
Employee Related Expenditures (ERE) @ 41%	\$255,500
All Other Operating Expenditures	\$600,000
<b>Subtotal</b>	<b><u>\$1,478,600</u></b>
<b>Indirect<sup>2</sup></b>	
Personal Services	\$422,600
Employee Related Expenditures (ERE) @ 41%	\$173,300
All Other Operating Expenditures	\$100,500
ICAP <sup>3</sup>	\$400,000
<b>Subtotal</b>	<b><u>\$1,096,400</u></b>
<b>Total Administrative Costs</b>	<b><u>\$2,575,000</u></b>

1. Includes Transit and State Safety Oversight (SSO) payroll and operating costs.
2. Transit administration, Indirect Transit and Financial Management Services (FMS) payroll and operating costs.
3. ADOT indirect central administrative costs charged to the Transit program.

## Funding Issue Detail

Agency: Department of Transportation

Issue: 17 Spillman Flex Upgrade

Program: Motor Vehicle Enforcement Services  
Fund: DT2030-A State Highway Fund (Appropriated)

Calculated ERE: \$0.00  
Uniform Allowance: \$0.00

Expenditure Categories	FY 2024
FTE	0.0
Personal Services	0.0
Employee Related Expenses	0.0
<b>Subtotal Personal Services and ERE:</b>	0.0
Professional & Outside Services	0.0
Travel In-State	0.0
Travel Out-of-State	0.0
Food	0.0
Aid to Organizations & Individuals	0.0
Other Operating Expenditures	382.7
Equipment	0.0
Capital Outlay	0.0
Debt Services	0.0
Cost Allocation	0.0
Transfers	0.0
<b>Program / Fund Total:</b>	382.7

# Arizona Department of Transportation

## FY 2024 Decision Package

**Title: Spillman Flex Upgrade**

**FTE: 0; Request: \$382,700**

**Priority: 17**

---

### **DESCRIPTION OF PROBLEM OR ISSUE:**

The Arizona Department of Transportation (ADOT) uses Spillman Computer Aided Dispatch (CAD) in several critical areas: the inspection of commercial vehicles traveling on Arizona highways, traffic operations, hazmat, and incident response. The system is manned 24 hours per day, 7 days per week by more than 350 users. The Spillman CAD system collects all information regarding an incident, such as officers involved, any suspects and their associated warrants, any data related to insurance claims, and information required by prosecutors, defense attorneys, and other law enforcement agencies. ADOT relies on the Spillman software to prepare the monthly reports to the Arizona Department of Public Safety (DPS) regarding the Commercial Vehicle Enforcement Task Force.

Furthermore, ADOT receives approximately 4,500 non-emergency and tip submission calls annually. These calls are logged into a spreadsheet and then manually entered into the Spillman CAD system if they are deemed sufficient for a criminal investigation case to be initiated, which is the case for more than 33% of the calls received. Once a case is established, ADOT's ability to share incident reports with other law enforcement agencies and courts is hindered by ADOT's use of Gmail, which is not accepted by multiple outside jurisdictions as it is not Arizona Criminal Justice Information Systems (ACJIS) compliant. Therefore, ADOT must use shared file software to manually distribute reports to those entities. This results in repeated records requests as new information is gathered and hinders information sharing between DPS, the courts, and others. The addition of the Spillman Command Control software will solve the issue of incident report distribution.

In June 2016, the ACJIS Advisory Policy Board (APB) issued a statement announcing that the Federal Bureau of Investigation (FBI) Uniform Crime Reporting Program (UCR) would be transitioning to an Incident Based Reporting (IBR) only data collection process by January 1, 2021. Therefore, ADOT Enforcement and Compliance Division is out of compliance with enforcement-related reporting methods. Currently, UCR collects crime data for only eight crime index categories. In the 1990s, law enforcement administrators saw a need for more detailed reports and introduced the National Incident Based Reporting System (NIBRS) as the reporting protocol for the Federal Bureau of Investigation (FBI), with Incident Based Reporting (IBR) being the state level of reporting.

The server infrastructure was installed in June of 2019. This system consists of 6 physical servers and 8 virtual servers. The end of the maintenance contract and expected end of life for servers is June 2024. Due to the critical nature of this system related to highway safety, the servers require replacement before catastrophic failure occurs. Any failures of the current system (due to things such as electrical outages) require approximately 2 hours of system downtime before it can be fully restored. This causes additional manhours to manually track and enter incidents that occurred during the time the system was offline and enter them into the system once it is restored.

**HOW IT FURTHERS THE GOVERNOR’S FUNDAMENTALS MAP AND ADOT’S STRATEGIC PLAN:**

This issue incorporates the Governor’s mission, key goals and agency key functions as shown below:

- key goal of safe communities and efficient and accountable government
- agency key functions of providing law enforcement and fire services, coordinating emergency readiness, enforcing laws, deterring criminal activity, ensuring safe travel, promoting safe workplaces, improving processes, driving innovative IT solutions, and managing risk

This issue incorporates ADOT’s strategic plan goals as follows:

- This initiative aligns with delivering Value to the Customer by increasing communication and reporting efficiencies for easier interactions with the public.
- This initiative applies to Building a Culture of Highly Engaged Employees because safety of our employees is vital. The use of reliable dispatching equipment and software is paramount to employees’ and the traveling public’s safety.
- This initiative will also Promote Transportation Safety, as better communication and reporting tools will assist dispatchers, traffic operations, law enforcement, and other Divisions/Agencies in keeping employees and the citizens of Arizona safe.

**PROPOSED SOLUTION TO THE PROBLEM OR ISSUE:**

ADOT requests an increase of \$382,700 to the State Highway Fund operating lump sum appropriation for the Spillman server replacement, IBR reporting module, and the Spillman command control module. Of that amount, ADOT requests that \$45,900 be retained in the base for ongoing costs.

Spillman Upgrade	One-time	On-going
Spillman Server Replacement	\$ 277,200	\$ -
Arizona IBR & Training	\$ 64,600	\$ 6,700
Command Central Community	\$ 40,900	\$ 39,200
Totals:	\$382,700.00	\$45,900.00

**Spillman Server Replacement**

ADOT needs to replace the Spillman servers before their end of life. The current system relies on disaster recovery, which involves a set of policies and procedures to enable the recovery or continuation of vital infrastructure and systems following a disaster. There is system downtime while the server is



repaired and restored from the backup server. The quoted system will have added high availability, which means it will operate continuously without failing for a designated period of time. Thus, it eliminates the need for manual tracking and entry of events occurring during downtime. A draft Project

### Server Replacement Cycle Recommendations

#### RevolutionGroup.com

##### How Often Should I Replace My Servers?

We recommend to always follow the manufacturer's warranty and their recommended replacement timeline. Those timelines typically vary from 3-5 years and very rarely extend past 5 years. Why? Because it becomes extremely expensive to support a server after it has been running for 5 years. Statistics show it costs 200% more to support for a server that is 5 years old or older.

Even after increasing support to that server, managers still report that their 5+ year old server goes down about 3 times more than a new server.

#### ServerMonkey.Com

### 2. Aging Server Nearing the End of Its Lifecycle

As a server ages and reaches the end of its lifecycle, diminished performance, increased operation and maintenance costs, and a higher fail rate can be expected. While a defective new server could fail within hours of initial operation and a well-maintained one kept in an optimal environment can last 10+ years, opinions on when to replace a server due to normal aging vary.

Some IT professionals recommend replacing small business servers every 4-6 years. The traditional industry standard for server replacement has been 3-5 years, depending on usage.

However, the average server lifecycle is becoming shorter as more businesses realize the advantages of regularly upgrading. According to the IDC report, "Accelerate Business Agility with Faster Server Refresh Cycles," companies should refresh servers every 3 years to avoid a 10x increase in operating costs.

Investment Justification for Spillman server replacement (PIJ ID: DT23005) has been submitted to ADOA-ASET and is available for review upon request.

### IBR Reporting Module

Adding the IBR reporting module brings ADOT's reporting capabilities into compliance with current regulations. IBR reporting supplies agencies with a way to identify crimes using 49 offense categories, compared to the eight offense categories personnel currently use with UCR. The Spillman IBR reporting module forms can be modified to fit each state's specifications, and the module's validation tool is designed to meet or exceed the state requirements for 96% accuracy.

Example of error messages displayed when information entered is validated:

Screen Name	Data Field	Error Number	Error Message
Offenses	Weapon Code	265	The field <b>Weapon Code</b> must be <b>Personal Weapons</b> , <b>Other</b> , <b>Unknown</b> , or <b>None</b> when the field <b>Offense</b> is <b>138 = Simple Assault</b> .
Offenses	Weapon Code	269	The field <b>Weapon Code</b> submitted with other than <b>Personal Weapons</b> , <b>Other</b> , <b>Unknown</b> , or <b>None</b> when the field <b>Offense</b> is <b>138 = Simple Assault</b> indicates a possible classification error and should be reclassified as <b>13A = Aggravated Assault</b> or weapon type should be changed.
Offenses	Domestic Violence	201	This field must be populated with a valid data value and cannot be blank.
Victims	Injury Type	479	The field <b>Injury Type</b> must contain <b>Apparent Minor Injury</b> or <b>None</b> when the field <b>Offense</b> is <b>138 = Simple Assault</b> .
Victims	Relationship to Offender	468	The field <b>Relationship to Offender</b> cannot be entered when the field <b>Offender</b> to be Related is <b>Unknown Offender</b> .

The new incident reporting process will help ease the burden on records clerks who have to try to interpret how an incident unfolded. All crucial information is being recorded upfront by field personnel and is then verified by other parties during the reporting process. This gives all national, state and local agencies access to more accurate data and speeds up the reporting process. A draft Project Investment Justification for the IBR reporting module (PIJ ID: DT23006) has been submitted to ADOA-ASET and is available for review upon request.

### **Spillman Command Control**

The Spillman Command Control enhancement allows multiple options for online submissions, including tip submission, non-emergency reports, and digital evidence. The ability to have a customer-facing reporting tool provides some of the following benefits:

- Implementing a customer-facing, online reporting tool that is customizable for the type of crime being reported
- Managing customer's submissions and electronic attachments in a database.
- Collecting data by using forms will ensure all necessary data is collected
- Setting up automated responses
- Logging customer communications
- Allowing for more efficient tracking and eliminating the need to maintain spreadsheets
- Transferring case data electronically to Spillman Flex Records Management System, thus saving data entry time and reducing errors

Since incident data for ADOT's Enforcement Services Bureau (ESB), Traffic Operations Center (TOC) and Incident Response Unit (IRU), Office of the Inspector General, and Hazmat Team is collected through Spillman Flex Records Management System (RMS), the application must be maintained to federally-mandated criminal justice standards.

This requirement applies to all computers and users with direct client access to the application. This causes conflicts with other applications used by business units that need access to the data.

For example, the Insurance Recovery Unit uses incident data collected by the Traffic Operations Center and IRU team to help recover losses when ADOT property is damaged. They use the application "OnBase" to do their daily work. OnBase does not function when the security policies for Spillman Flex access are put on the user's computer. Therefore, the Insurance Recovery Unit relies on Incident Response Team members, Traffic Operation Center Operators, or the Spillman CAD Support Team to provide the needed data. By implementing the Spillman Command Control enhancement, the Insurance Recovery Team would be able to securely access the incident reports.

The Command Central Project includes a cloud-based, secure, view only client that would allow internal access to Spillman Flex incident data by internal ADOT teams with a business need, including:

- Insurance Recovery Unit
- Risk Management for public records requests
- TSMO Maintenance supervisors

- ADOT Communications

<b>ADOT Internal Record Requests</b>				
	<b>CY 2020</b>	<b>CY 2021</b>	<b>CY 2022 YTD</b>	<b>Total</b>
Enforcement Services Bureau	65,055	66,050	46,166	177,271
Traffic Operations Center	36,069	42,525	24,135	102,729
Other Business Units	8,742	3,606	1,621	13,969

External cloud-based, secure access can be provided to other law enforcement agencies, courts, and authorized public records requests. (See Example 1 for flow chart)

The deployment also includes a cloud-based CAD viewer from any internet-connected device, including pending/active incident information, unit information, incident locations and responding units. This would allow leadership, supervisors and communications to view updates and ADOT's response as an incident is in progress.

<b>Public Record Requests</b>			
	<b>FY 2021</b>	<b>FY 2022 YTD</b>	<b>Totals</b>
Requests by Fiscal Year:	647	788	1,968
Approximate Hours (Average 15 minutes per):	162	197	492

For example, there is a fatal crash on I-10 with multiple blocked lanes. An automatic notification is triggered by CAD and emailed to the Admin Major (ADOT Leadership) notification group. Currently, group members have to wait for an additional notification (triggered when the lanes begin to open) or call the Traffic Operations Center. With the Command Central deployment, a group member could access the incident data from the CAD viewer and watch the updates and response data in real-time. (See Example 2 for flow chart)

The replacement of ADOT's Spillman Infrastructure, the purchase of the Spillman IBR Module, and the addition of the Command Central enhancement, are crucial to ADOT's mission of providing safe transportation across the state and reducing fatalities. A draft Project Investment Justification for the IBR reporting module (PIJ ID: DT23007) has been submitted to ADOA-ASET and is available for review upon request.

#### **ALTERNATIVES CONSIDERED AND REASONS FOR REJECTION:**

Do not replace the Spillman servers until they fail – this option is rejected due to the loss of the computer-aided dispatch system functionality while the servers are repaired or replaced. This would endanger the lives of the officers and the public.

Do not enhance the current Spillman software with the IBR reporting module and Command Control – ADOT would remain non-compliant with current federal and state reporting regulations. Further, this option would keep the incident reporting from having a customer-facing interface and continue to require manual pulling and distribution of incident reports.

**IMPACT OF NOT FUNDING IN THIS YEAR:**

By not replacing the Spillman servers by the time they reach their end of life, failure of the servers is likely. The agency's reporting format will continue to fail to meet the standards of the Criminal Justice Information Services (CJIS). The enforcement units will have to continue to process tips, insurance recovery requests, and public records requests manually.

**PERFORMANCE MEASURES TO QUANTIFY SUCCESS OF THE SOLUTION:**

- Eliminate system downtime
- Eliminate manual incident reporting for internal and external customers
- Reporting is compliant with ACJIS, FBI, and NIBRS

**STATUTORY REFERENCE:**

A.R.S. § 28-369

**EQUIPMENT TO BE PURCHASED IF APPLICABLE:**

2 - HPE DL360 Gen 10 Servers

- 1 - Intel® Xeon® Gold 6248R Processor per Server (24 Cores)
- 256GB Memory per Server
- 4 - 1GbE Base-T Ports plus 2 - 1/10GbE Base-T Ports Plus 2 - 10/25GbE SFP28 Ports
- 9.8TB Useable Flash Storage expandable to 19.5TB Useable for the cluster
- 5 Years of 24x7x4 hardware support with keep your hard drive add-on
- 4 Windows Server 2019 virtual machine licenses per server
- 1 - Red Hat Enterprise Linux Subscription with 5 years of support for 2 virtual machines

1 - HPE DL20 Gen 10 Server

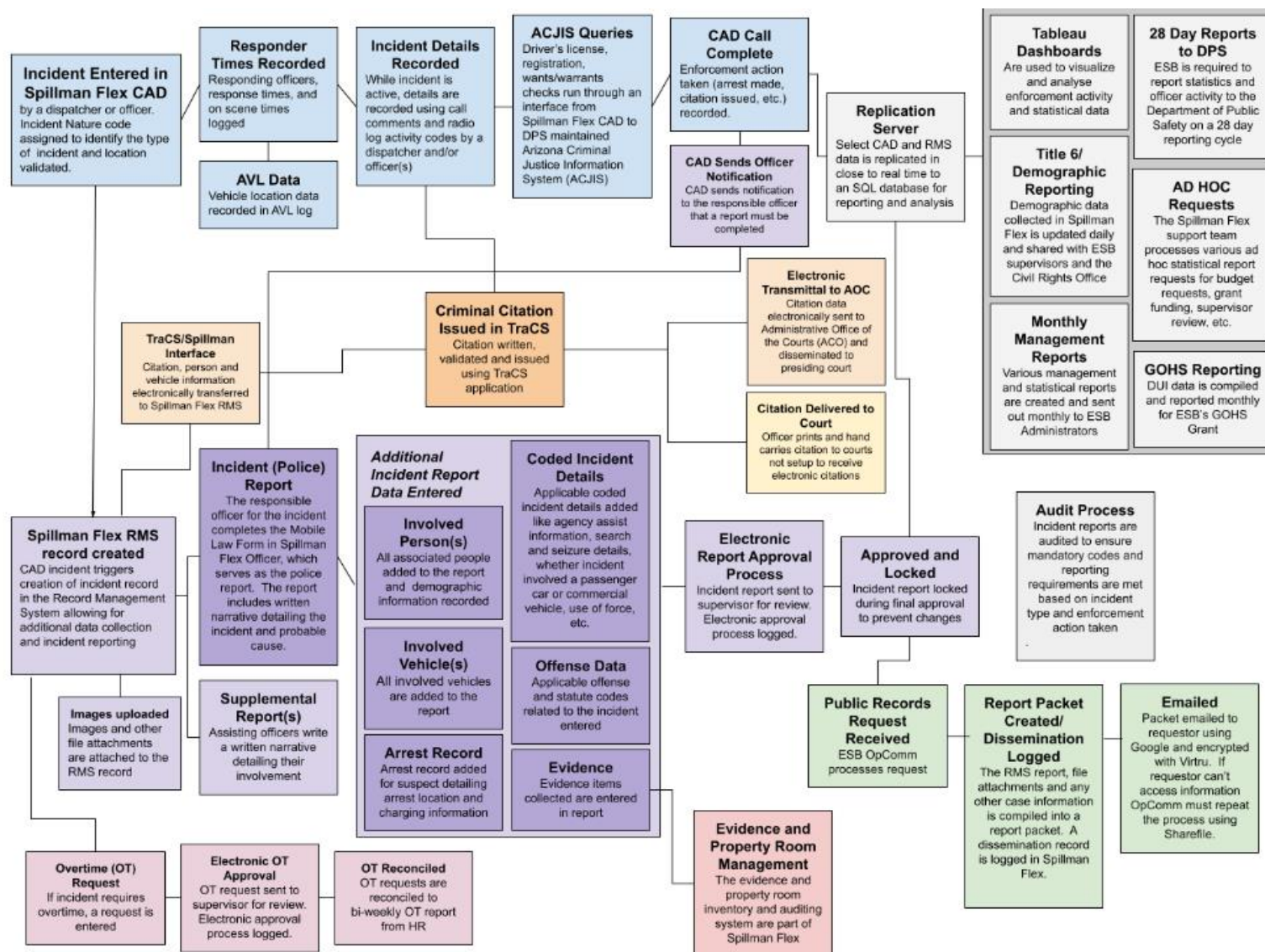
- 1 - Intel® Xeon® E-2236 Processor (6 Cores)
- 32GB Memory
- 6 - 1GbE Base-T Ports
- 2.7TB Useable Flash Storage expandable to 4.5TB Useable
- 5 Years of 24x7x4 hardware support with keep your hard drive add-on
- 2 Windows Server 2019 virtual machine licenses

1 - HPE DL360 Gen 10 Server (DR Site)

- 1 - Intel® Xeon® Gold 6248R Processor (24 Cores)
- 256GB Memory
- 4 - 1GbE Base-T Ports plus 2 - 1/10GbE Base-T Ports
- 10.6TB Useable Flash Storage expandable to 28.2TB Useable
- 5 Years of Next Business Day hardware support with keep your hard drive
- 4 Windows Server 2019 virtual machine licenses

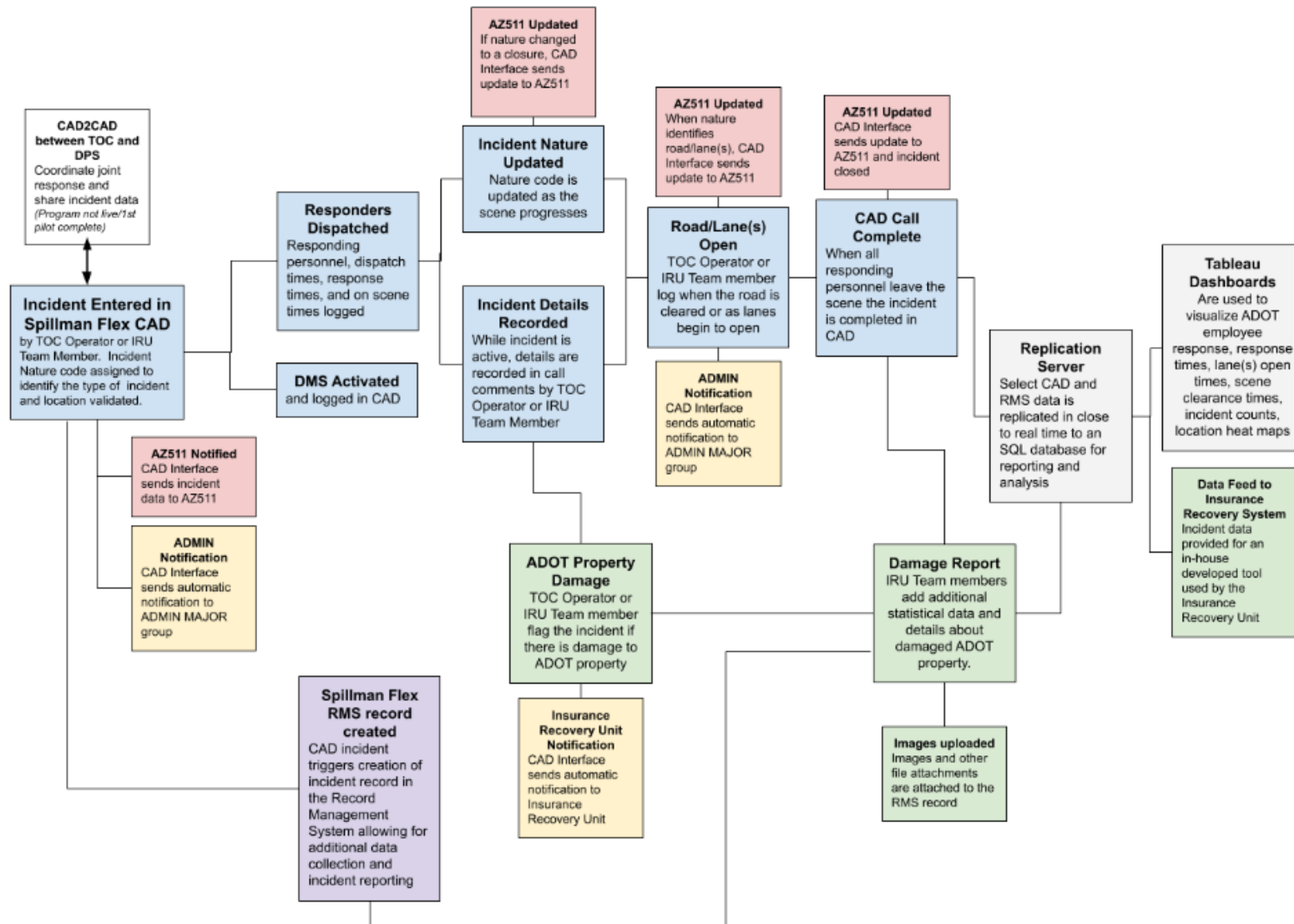
**ANNUALIZATIONS:** N/A

Example 1 – Record request flow chart



## Example 2 – Fatal accident flow chart

### Traffic Operations Center/Fatal Highway Crash



## Funding Issue Detail

Agency: Department of Transportation

Issue: 18 Travel ID

Program: Customer Services  
Fund: DT2030-A State Highway Fund (Appropriated)

Calculated ERE: (\$116.70)  
Uniform Allowance: \$0.00

Expenditure Categories	FY 2024
FTE	0.0
Personal Services	(518.3)
Employee Related Expenses	(264.4)
<b>Subtotal Personal Services and ERE:</b>	<b>(782.7)</b>
Professional & Outside Services	0.0
Travel In-State	0.0
Travel Out-of-State	0.0
Food	0.0
Aid to Organizations & Individuals	0.0
Other Operating Expenditures	(1,539.8)
Equipment	0.0
Capital Outlay	0.0
Debt Services	0.0
Cost Allocation	0.0
Transfers	0.0
<b>Program / Fund Total:</b>	<b>(2,322.5)</b>



# Arizona Department of Transportation

## FY 2024 Decision Package

**Title: Travel ID**

**FTE: 0; Request: (\$2,322,500)**

**Priority: 18**

### DESCRIPTION OF PROBLEM OR ISSUE:

On May 3, 2023, U.S. travelers must be REAL ID compliant to board domestic flights and access certain federal facilities, per the REAL ID Act of 2005 (Public Law 109–13, division B; 119 Statute 302; Source: <https://www.dhs.gov/real-id>). This law prohibits Federal agencies from accepting any forms of identification that do not meet the REAL ID Act standards. In the State of Arizona, Travel ID (TID) is the state-issued form of identification that meets REAL ID Act of 2005 standards.



In preparation to meet customer demand for TRAVEL IDs by the Federal deadline, ADOT is implementing a multi-pronged strategy in FY 2023. It is hiring 83 additional Customer Service Representatives (CSRs) to mitigate an expected increase in wait times, outfitting a mobile unit to reach rural Arizonans, and is marketing TIDs statewide to ensure that Arizonans are aware of the looming May 3, 2023 deadline.

In 2022, as Covid restrictions were being lifted around the United States, airlines saw a marked increase in domestic travel. The increased demand in travel came with its share of challenges, such as flight delays and cancellations. With the May 3, 2023 deadline quickly approaching, not being REAL ID compliant could mean long lines at airport check points creating additional delays at airports. As of July 31, 2022, there were 1,750,594 TIDs issued. The Arizona Department of Transportation (ADOT) Motor Vehicle Division (MVD) has a goal to issue an additional 750,000 TIDs by the May 3, 2023 deadline, about 83,000 per month, for a total of 2.5 million issued since the TID first became available. While not all Arizonans engage in air travel in any given year, with a driving population of about 5.7 million Arizonans, ADOT estimates that 1 to 3 million Arizonans will still require a TID after the deadline has passed.





ADOT MVD projects that demand for TIDs will remain high through December 2023 and begin to taper off thereafter. MVD has established an overall target wait time of 30 minutes for its customers. Over the FY 2022 period, MVD was able to decrease its average wait time. In order to maintain its desired customer experience of thirty minutes or less in an MVD office, ADOT anticipates that the increased funding for staff appropriated in FY 2023 will need to be maintained for at least the first 6 months of FY 2024 to meet expected customer demand.

**HOW IT FURTHERS THE GOVERNOR’S FUNDAMENTALS MAP AND ADOT’S STRATEGIC PLAN:**

This issue incorporates the governor’s mission, key goals and agency key functions in the governor’s fundamentals map as shown below:

- key goals of safe communities and efficient and accountable government
- agency key functions of ensuring safe travel and improving processes

This issue incorporates ADOT’s strategic plan goals as follows:

- delivering value to the customer
- maximizing resources

This issue incorporates ADOT’s key objectives and annual actions of

- increasing MVD’s capacity to serve customers

**PROPOSED SOLUTION TO THE PROBLEM OR ISSUE:**

ADOT is requesting a decrease of \$(2,322,500) in the state highway fund lump sum appropriation in FY 2024 to allow it to meet the residual demand for TIDs. ADOT is requesting appropriate staffing according to the tables below. The FTEs will be reduced by attrition as the TID need is concluded. This reduction request also eliminates the advertising and mobile unit funding in FY 2024.

Item	FY 2023 Travel ID Appropriation	FY 2024 Travel ID Required Funding <sup>1</sup>	FY 2024 Request
83.0 CSRs (Personal Services/ERE)	\$4,473,400	\$3,690,700	(\$782,700)
Other Employee Costs	\$80,900	\$0	(\$80,900)
Credential Costs <sup>2</sup>	\$526,200	\$0	(\$526,200)
Mobile Unit	\$432,700	\$0	(\$432,700)
Marketing	\$500,000	\$0	(\$500,000)
Total	\$6,013,200	\$3,690,700	(\$2,322,500)

<sup>1</sup>Funding requested for TID-related staffing in FY 2024 includes the 10% pay increase for all State employees enacted by Laws 2022, 2<sup>nd</sup> Regular Session, CH. 313 (HB 2862), Section 124.

<sup>2</sup>The cost of credential issuance is covered in the Driver License Volume and Price Increase budget issue.

Time Period	% Staff	Funding Requested
July-December 2023	100%	\$2,460,400
January-March 2024	75%	\$922,700
April-June 2024	25%	\$307,600
FY 2025	0	\$0
Total		\$3,690,700

**ALTERNATIVES CONSIDERED AND REASONS FOR REJECTION:**

ADOT has explored and continues to explore technology options to aid with the expected increased need for TIDs by the mandated deadline; however, the agency has not seen a promising solution that allows it to truly streamline the process and meet increased demand, as well as satisfy federal requirements.

Taking no action is another alternative. This alternative was rejected because of its negative impact to MVD's wait time goals.

**IMPACT OF NOT FUNDING IN THIS YEAR:**

ADOT remains confident that not funding this request would inhibit its ability to meet its goal to ensure that it has the capacity to serve its customers in a timely fashion in the face of demand for TID compliance. The transaction capacity lost with 83 fewer employees would equate to approximately 16,745 fewer transactions on a monthly basis. Consequently, wait times at MVD offices would likely not be sustained at the targeted 30 minute wait time.

**PERFORMANCE MEASURES TO QUANTIFY SUCCESS OF THE SOLUTION:**

The agency's goal for the TID take rate (the percentage of customers coming to an office for a driver license or ID and obtaining a TID) is 70%. To meet the agency goal for the TID take rate, ADOT will continue to track the metric for number of TIDs issued and in what timeframe. If MVD offices are not properly staffed to meet the need, wait times at MVD offices will be affected. Quantifying the success of customer experience, will be measured by wait times at MVD offices. The current range of below 30 minutes will be an important measure of the success of this proposal.

**STATUTORY REFERENCE (N/A if not applicable to issue):**

- A.R.S. § 28-336: REAL ID act; implementation prohibited.
- REAL ID Act of 2005, Pub.L. 109-13, 119 Stat. 302, enacted May 11, 2005.

**EQUIPMENT TO BE PURCHASED IF APPLICABLE:** N/A

**CLASSIFICATION OF POSITIONS:** N/A

**ANNUALIZATIONS:** N/A

**Exhibit 1**  
**Travel Identifications Issued by Month (FY 2021-FY 2024)**

Fiscal Year	Month, Year	Actual/ Estimate	Issued Per Month	Cumulative <sup>1</sup>	Comment
F Y 2 0 2 1	Jul-20	Actual	31,581	1,016,193	
	Aug-20	Actual	38,469	1,054,662	
	Sep-20	Actual	44,649	1,099,311	
	Oct-20	Actual	44,253	1,143,564	
	Nov-20	Actual	32,185	1,175,749	
	Dec-20	Actual	31,185	1,206,934	
	Jan-21	Actual	34,089	1,241,023	
	Feb-21	Actual	40,062	1,281,085	
	Mar-21	Actual	57,516	1,338,601	
	Apr-21	Actual	57,101	1,395,702	
	May-21	Actual	44,732	1,440,434	
	Jun-21	Actual	45,183	1,485,617	
F Y 2 0 2 2	Jul-21	Actual	43,952	1,529,569	
	Aug-21	Actual	40,236	1,569,805	
	Sep-21	Actual	36,526	1,606,331	
	Oct-21	Actual	33,774	1,640,105	
	Nov-21	Actual	29,403	1,669,508	
	Dec-21	Actual	27,623	1,697,131	
	Jan-22	Actual	29,054	1,726,185	
	Feb-22	Actual	26,841	1,753,026	
	Mar-22	Actual	34,945	1,787,971	
	Apr-22	Actual	33,193	1,821,164	
	May-22	Actual	37,915	1,859,079	
	Jun-22	Actual	40,611	1,899,690	
F Y 2 0 2 3	Jul-22	Actual	41,689	1,941,379	
	Aug-22	Estimate	45,000	1,986,379	
	Sep-22	Estimate	50,000	2,036,379	
	Oct-22	Estimate	60,000	2,096,379	
	Nov-22	Estimate	70,000	2,166,379	
	Dec-22	Estimate	80,000	2,246,379	
	Jan-23	Estimate	80,000	2,326,379	
	Feb-23	Estimate	80,000	2,406,379	
	Mar-23	Estimate	80,000	2,486,379	
	Apr-23	Estimate	80,000	2,566,379	
	May-23	Estimate	80,000	2,646,379	Travel ID
	Jun-23	Estimate	80,000	2,726,379	Deadline
F Y 2 0 2 4	Jul-23	Estimate	80,000	2,806,379	
	Aug-23	Estimate	80,000	2,886,379	
	Sep-23	Estimate	80,000	2,966,379	
	Oct-23	Estimate	80,000	3,046,379	
	Nov-23	Estimate	80,000	3,126,379	
	Dec-23	Estimate	80,000	3,206,379	
	Jan-24	Estimate	75,000	3,281,379	
	Feb-24	Estimate	70,000	3,351,379	
	Mar-24	Estimate	65,000	3,416,379	
	Apr-24	Estimate	60,000	3,476,379	
	May-24	Estimate	55,000	3,531,379	
	Jun-24	Estimate	50,000	3,581,379	

<sup>1</sup>Beginning total in the Cumulative column reconciled and adjusted by 16,341.

## Funding Issue Detail

Agency: Department of Transportation

Issue: 19 MVD Call Center

Program: Customer Services  
Fund: DT2030-A State Highway Fund (Appropriated)

Calculated ERE: \$0.00  
Uniform Allowance: \$0.00

Expenditure Categories	FY 2024
FTE	0.0
Personal Services	0.0
Employee Related Expenses	0.0
<b>Subtotal Personal Services and ERE:</b>	0.0
Professional & Outside Services	0.0
Travel In-State	0.0
Travel Out-of-State	0.0
Food	0.0
Aid to Organizations & Individuals	0.0
Other Operating Expenditures	87.3
Equipment	0.0
Capital Outlay	0.0
Debt Services	0.0
Cost Allocation	0.0
Transfers	0.0
<b>Program / Fund Total:</b>	87.3

# Arizona Department of Transportation

## FY 2024 Decision Package

**Title: MVD Call Center**


**FTE: 0; Request: \$87,300**

**Priority: 19**

---

### DESCRIPTION OF PROBLEM OR ISSUE:

The Arizona Department of Transportation's (ADOT's) Motor Vehicle Division (MVD) has contracted with Arizona Correctional Industries (ACI) for many years to provide level 1 call center services to MVD. ACI's inmate laborers take 6,000 to 7,000 calls each day, answering general questions that do not require the collection of any personal information. In late 2021, when it came time to extend the contract, ACI notified MVD that it would be raising the price of inmate labor for its MVD call centers from \$1.10 per hour to \$1.80 per hour. The inmate laborers who staff MVD level 1 call centers had not experienced a wage increase in over a decade, while inmate laborers in other ACI call center settings make over \$5 per hour.

-Level 1 calls answered - 6,200 daily avg
-Level 1 average speed to answer - 1 min 24 seconds
-Level 1 first call resolution - 59%


MVD's ACI call centers employ about 60 full-time equivalent inmates who are critical to MVD's operations. One call center has operated at Arizona State Prison Complex (ASPC) – Perryville for more than a decade. In 2020, during the height of the COVID-19 pandemic, call volumes increased. Simultaneously, many inmate laborers at ASPC-Perryville were unavailable due to COVID-related issues. Average speed to answer calls increased from less than a minute in

the first two quarters of FY 2020 to more than five minutes by the end of the fourth quarter. At the same time, the number of calls answered per day fell from more than 6,000 to approximately 4,600. In FY 2021, ADOT received funding to open a second call center at ASPC-Yuma so that operations could continue in one location when the other location was inoperable. ADOT received \$253,800 of ongoing funding in FY 2022 to continue the secondary prison call center at ASPC-Yuma, \$48,000 of which was for inmate labor. Having call centers in two locations ensures continuity of operations during an emergency.

MVD has \$137,300 (\$85,300 at ASPC-Perryville, and \$48,000 at ASPC-Yuma) in its base for inmate labor in the call centers. With the contract increase, MVD's new annualized expenditures are \$224,600, an

annualized increase of \$87,300. At ASPC - Perryville, there are 2 other call centers, both of which pay upwards of \$5.00 per hour, leading to difficulty in getting inmates to work in MVD's call center. In ASPC - Yuma, there is less competition, but with the closure of facilities in Florence, ACI is moving some business operations to ASPC - Yuma and bringing additional inmate labor options that also pay more than MVD's call center.

#### HOW IT FURTHERS THE GOVERNOR'S FUNDAMENTALS MAP AND ADOT'S STRATEGIC PLAN:

This issue incorporates the governor's mission, key goals and agency key functions in the governor's fundamentals map as shown below:

- Key goals of efficient and accountable government and
- Agency key functions of maintaining and expanding Arizona's critical public assets and
- Infrastructure, ensuring safe travel, optimizing physical assets, and mitigating risks through prevention and education

This issue also incorporates ADOT's strategic plan goals as follows:

- Delivering value to the customer
- Maximizing resources
- Delivering Value to the customer

This issue incorporates ADOT's key objectives and annual actions of:

- Increase MVD capacity to serve customers

#### PROPOSED SOLUTION TO THE PROBLEM OR ISSUE:

ADOT requests a total of \$87,300 in State Highway Fund operating lump sum appropriation to cover the increased call center labor costs as shown in the table below. MVD had worked with ACI to delay the implementation of the price increase, but as it has been many years since there was any change, and given that other ACI settings pay far more, it has to be implemented. The new contract with ACI contains language to protect state resources by requiring ACI to provide 18 months' notice to ADOT prior to implementing another wage increase so that ADOT has the opportunity to address the issue through the annual budget process.

ACI Call Center Labor <sup>1</sup>				
Inmate Wages Per Hour	# of Inmate Laborers	Annual Hours Per Inmate Laborer	Annual Hours Worked	Annual Cost
\$1.10	60	2,080	124,800	\$137,300
\$1.80	60	2,080	124,800	\$224,600
FY 2024 Request				\$87,300

<sup>1</sup> ADOT employs a varying number of inmate laborers whose time totals to approximately 60 full-time equivalent positions annually.

#### ALTERNATIVES CONSIDERED AND REASONS FOR REJECTION:

Failure to request additional funding would mean the agency would have to reallocate existing funds for MVD to fund the increased labor costs at ACI's proposed price, or pay for an even greater cost of hiring outside contractors at the average salary of \$16.77 per hour, resulting in more than an 800%

increase. Both alternatives would negatively impact MVD's concerted efforts to achieve two of its key objectives, improve its end-to-end customer experience and improve financial health.

**IMPACT OF NOT FUNDING IN THIS YEAR:**

MVD will either have to reduce services elsewhere in order to fund the labor increase out of its own budget or reduce ACI resources, which would negatively impact ACI's ability to answer phone calls in a timely fashion, resulting in a poor customer experience.

**PERFORMANCE MEASURES TO QUANTIFY SUCCESS OF THE SOLUTION:**

- Number of calls answered daily.
- Time to answer calls.
- Percentage of calls resolved by the level 1 call center

**STATUTORY REFERENCE:** N/A

**EQUIPMENT TO BE PURCHASED IF APPLICABLE:** N/A

**CLASSIFICATION OF POSITIONS:** N/A

**ANNUALIZATIONS:** N/A

## Funding Issue Detail

Agency: Department of Transportation

Issue: 20 MVD Contract Change Increases

Program: Customer Services  
Fund: DT2030-A State Highway Fund (Appropriated)

Calculated ERE: \$0.00  
Uniform Allowance: \$0.00

Expenditure Categories	FY 2024
FTE	0.0
Personal Services	0.0
Employee Related Expenses	0.0
<b>Subtotal Personal Services and ERE:</b>	0.0
Professional & Outside Services	0.0
Travel In-State	0.0
Travel Out-of-State	0.0
Food	0.0
Aid to Organizations & Individuals	0.0
Other Operating Expenditures	792.7
Equipment	0.0
Capital Outlay	0.0
Debt Services	0.0
Cost Allocation	0.0
Transfers	0.0
<b>Program / Fund Total:</b>	792.7



# Arizona Department of Transportation

## FY 2024 Decision Package

**Title: MVD Contract Change Increases**

**FTE: 0; Request: \$792,700**

**Priority: 20**

---

### DESCRIPTION OF PROBLEM OR ISSUE:

The Arizona Department of Transportation's (ADOT) Motor Vehicle Division (MVD) is experiencing significant cost increases in a few key areas due to contract changes. As contracts have expired, MVD has followed the State procurement process to utilize State contracts as appropriate, or to obtain the best pricing possible when a State contract is not available. Nevertheless, this has resulted in price increases.

#### National Motor Vehicle Title Information System

MVD validates the history of registered vehicles in order to provide consumers protection from unsafe vehicles. Insight into a vehicle's title is provided through the National Motor Vehicle Title Information System (NMVTIS), an electronic data system that provides consumers with information about a vehicle's condition and history. No other comparable system exists.

NMVTIS is operated by the American Association of Motor Vehicle Administrators under a cooperative agreement with the US Department of Justice. With a goal to modernize NMVTIS in 2024, AAMVA and the DOJ approved a new funding model in early 2022. State User Fees based on vehicle registration estimates will cover the operations and maintenance costs of the new system.

NMVTIS is intended to protect consumers from fraud and unsafe vehicles. Prior to purchasing a vehicle, NMVTIS allows consumers to find information on the vehicle's title, most recent odometer reading, brand history, and, in some cases, historical theft data. It is also a tool designed to assist state vehicle title issuance agencies, vehicle title investigators, and law enforcement in deterring and preventing vehicle-related crimes.

As a result of the fee model change to fund NMVTIS modernization, Arizona's annual fees will increase from \$133,155 to \$224,160, an increase of \$91,005. No state MVD system, including ADOT, has a voice in how the fees are set.

### Printed Materials

Production and distribution costs of printed materials at MVD are expected to see significant increases beginning in FY 2023. These increases are a direct result of raw materials like paper and shipping costs. Two contracted vendors who provide central production have detailed inflation-driven cost increases to the raw materials that are used to print jobs like registrations, renewal invitations, business letters/correspondence and envelopes.

First, the State Procurement Office (SPO) contract for envelopes is used to procure the envelopes used for all jobs that are inserted and mailed. The contract prices have increased significantly in FY 2023. Examples of this work are envelopes for titles, abandoned vehicle notices, refunds, driver license renewal invitations and disability placards. For example, ADOT purchases approximately 2,000,000 Presort Window Envelopes annually. Those prices increased from \$0.02 to \$0.17. The overall increased rate for this contract is 508%, resulting in an estimated increased cost of \$548,500 in FY 2023.

FY 2022 Expenditures	\$108,000
FY 2023 Estimate	\$656,500
<b>FY 2024 Request</b>	<b>\$548,500</b>
Percentage Increase	508%

Second, the contracted vendor that provides all of the pressure seal stock used to print and mail jobs such as registrations, registration renewal invitations and legal notices like suspensions and court mandated requirements has also detailed increased prices for FY 2023. The overall increased rate for these materials is 12%, resulting in an estimated increased cost of \$153,200 in FY 2023.

FY 2022 Expenditures	\$1,276,400
FY 2023 Estimate	\$1,429,600
<b>FY 2024 Request</b>	<b>\$153,200</b>
Percentage Increase	12%

### **HOW IT FURTHERS THE GOVERNOR'S FUNDAMENTALS MAP AND ADOT'S STRATEGIC PLAN:**

This issue incorporates the governor's mission, key goals, and agency key functions reflected in the governor's fundamentals map as shown below:

- key goal of efficient and accountable government and safe communities
- agency key function ensuring safe travel

This issue incorporates ADOT's strategic plan goals as follows:

- maximizing efficiencies and confidence in MVD in-person and electronic systems and
- improve customer experience time

**PROPOSED SOLUTION TO THE PROBLEM OR ISSUE:**

ADOT requests an increase of \$792,700 in State Highway Fund operating lump sum appropriation to cover the increased costs for NMVTIS, envelopes, and other paper products. See the table below for details.

MVD Operating Cost Increases	
NMVTIS Fees	\$91,000
Envelopes	\$548,500
Paper and Printing Products	\$153,200
<b>Total</b>	<b>\$792,700</b>

**ALTERNATIVES CONSIDERED AND REASONS FOR REJECTION:**

One alternative considered was to do nothing. ADOT would have to reallocate existing resources for MVD services to fund the increased costs of these mandated services. This alternative would negatively impact MVD's concerted efforts to achieve two of its key objectives, improve its end-to-end customer experience and improve financial health.

**IMPACT OF NOT FUNDING IN THIS YEAR:**

ADOT must register vehicles and issue titles. NMVTIS is a critical tool for doing so. ADOT is also required to issue driver licenses and other credentials, disability placards, and legal notices. It also provides courtesy renewal and other notices for its customers. If the issue is not funded ADOT would be forced to reallocate existing base funding for MVD services to fund these costs, affecting its ability to serve customers in a timely manner. No funding exists in the base to pay for these increased costs.

**PERFORMANCE MEASURES TO QUANTIFY SUCCESS OF THE SOLUTION:**

- Number and percent increase in the number of titles validated
- Number of driver licenses and other credentials, disability placards, and legal notices mailed.

**STATUTORY REFERENCE:** N/A

**EQUIPMENT TO BE PURCHASED IF APPLICABLE:** N/A.

**CLASSIFICATION OF POSITIONS:** N/A.

**ANNUALIZATIONS:** N/A.

## Funding Issue Detail

**Agency:** Department of Transportation

**Issue:** 21 Hoover Dam & Cyber Insurance

**Program:** Transportation Support Services  
**Fund:** DT2030-A State Highway Fund (Appropriated)

**Calculated ERE:** \$0.00  
**Uniform Allowance:** \$0.00

Expenditure Categories	FY 2024
FTE	0.0
Personal Services	0.0
Employee Related Expenses	0.0
<b>Subtotal Personal Services and ERE:</b>	0.0
Professional & Outside Services	0.0
Travel In-State	0.0
Travel Out-of-State	0.0
Food	0.0
Aid to Organizations & Individuals	0.0
Other Operating Expenditures	209.8
Equipment	0.0
Capital Outlay	0.0
Debt Services	0.0
Cost Allocation	0.0
Transfers	0.0
<b>Program / Fund Total:</b>	209.8

# Arizona Department of Transportation

## FY 2024 Decision Package

**Title: Hoover Dam & Cyber Insurance**

**FTE: 0; Request: \$209,800**

**Priority: 21**

---

### **DESCRIPTION OF PROBLEM OR ISSUE:**

In addition to risk management, ADOT pays for two other types of insurance coverage that have experienced significant increases: (1) hoover dam insurance and (2) cyber insurance.

#### **Hoover Dam Insurance**

This insurance policy provides general liability coverage for operational and maintenance related claims arising from ADOT's ownership of the Hoover Dam bridge. The Bridge is jointly owned by the states of Arizona and Nevada. As such, matters of state law and comparative liability that apply to tort claims are complex - and potentially expensive from a legal perspective. Therefore, ADOA Risk Management and Nevada decided to purchase a single policy to cover both parties. Such a policy eliminates the need for litigation between the States to determine responsibility for a liability claim. The IGA that governs management of the Bridge requires that each party pay 50% of the cost for \$26,000,000 in liability coverage (\$1,000,000 primary policy with \$25,000,000 excess coverage).

As the Agency statutorily responsible for the State's property and liability insurance program, ADOA contracts with an insurance broker that places this coverage. Hoover dam insurance premiums have increased 123% since FY 2019.

#### **Cyber Insurance Coverage**

ADOT maintains millions of data records that contain confidential information, and such records must be protected by electronic security measures. ARS § 18-552 requires notification to impacted parties in the case of a breach of these electronic security systems, and the Statute describes legal obligations and fines to be imposed by the Arizona Attorney General in the case of non-compliance. ADOT would be unable to meet these obligations without cyber insurance coverage.

ADOA Risk Management provides liability coverage for cyber losses but does not provide coverage for compliance with ARS § 18-552. For this reason, ADOT must carry a supplemental cyber insurance policy to further protect the State and guard against potential cyber-attacks. As the Agency statutorily responsible for the State's property and liability insurance program, ADOA contracts with an insurance broker that places this coverage. Cyber insurance premiums have increased 101% since FY 2019.

These levels of increase are unsustainable without additional funding.

### **HOW IT FURTHERS THE GOVERNOR'S FUNDAMENTALS MAP AND ADOT'S STRATEGIC PLAN:**

This issue incorporates the governor's mission, key goals, and agency key functions as shown below:

- key goal of efficient and accountable government and
- agency key functions of improving processes and managing risk

This issue incorporates ADOT's strategic plan goals as follows:

- maximizing resources

This issue also incorporates ADOT's annual objectives of

- improving the reliability of core business processes
- improving the maintenance, operation, and service of the transportation system based on existing revenues

**PROPOSED SOLUTION TO THE PROBLEM OR ISSUE:**

ADOT requests \$209,800 to cover increased hoover dam and cyber insurance costs from FY 2021 – FY 2024 (Estimate). ADOT is using the FY 2022 amount +10% increases to project FY 2023 and FY 2024 costs because those years are not yet available. The amount requested remains below the actual FY2019 – FY 2022 actual increase of \$244,500 (107%). The table below summarizes the historical cost and increases associated with these insurance premiums:

**Insurance Costs & Increases: Hoover Dam & Cyber**

FY	Hoover Dam Insurance Premium	Cyber Insurance Premium	Total Cyber and Hoover Dam Insurance Costs.
FY 2019	\$63,875	\$164,831	\$228,706
FY 2020	\$65,768	\$164,831	\$230,599
FY 2021	\$134,347	\$228,516	\$362,863
FY 2022	\$142,459	\$330,770	\$473,229
FY 2023 (Estimate)*	\$156,700	\$363,800	\$520,500
FY 2024 (Estimate)*	\$172,400	\$400,200	\$572,600
FY 2024 Request	\$38,100	\$171,700	\$209,800
FY 2019 – FY 2022 % Increase	123%	101%	107%

\* ADOT is estimating FY 2023 and FY 2024 by using the FY 2022 amount +10% increases annually because those years are not yet available. These estimates are well below the FY 2019 through FY 2022 actual growth. In addition, the estimates for percentage increases are below those ADOT has experienced.

**ALTERNATIVES CONSIDERED AND REASONS FOR REJECTION:**

The take no action alternative was considered and rejected because the premium amounts for cyber and hoover dam insurance have increased significantly and are not funded in the base budget. Absorbing these types of cost increases erodes ADOT's ability to meet its mission at the current level and would force ADOT to cut in other areas of its operating budget.

Another alternative would be to fund the amount of the actual unfunded increases, or \$244,500.

**IMPACT OF NOT FUNDING IN THIS YEAR:**

Not purchasing cyber and hoover dam insurance policies is not an option. The financial risk to ADOT and the State in the event of a significant loss with either policy would be significant.

If the increased costs are not funded, ADOT would be forced to re-allocate funds from other areas of its operating budget to meet these insurance premium requirements. It would reduce the number of staff that could be funded or require operating reductions in another area. Funding does not exist to absorb these increases.

**PERFORMANCE MEASURES TO QUANTIFY SUCCESS OF THE SOLUTION:**

Amount of risk-related claims and risk premiums paid for ADOT-related issues.

**STATUTORY REFERENCE:**

A.R.S. § 18-552

Laws 2022, 2<sup>nd</sup> Regular Session, Ch. 81 (HB2146)

Laws 2022, 2<sup>nd</sup> Regular Session, CH. 308 (HB 2857)

**EQUIPMENT TO BE PURCHASED IF APPLICABLE:** N/A.

**CLASSIFICATION OF POSITIONS:** N/A.

**ANNUALIZATIONS:** N/A.

## Funding Issue Detail

**Agency:** Department of Transportation

**Issue:** 22 Technical Adjustments

**Program:** Transportation Support Services  
**Fund:** DT2030-A State Highway Fund (Appropriated)

**Calculated ERE:** \$0.00  
**Uniform Allowance:** \$0.00

Expenditure Categories	FY 2024
FTE	0.0
Personal Services	0.0
Employee Related Expenses	0.0
<b>Subtotal Personal Services and ERE:</b>	0.0
Professional & Outside Services	0.0
Travel In-State	0.0
Travel Out-of-State	0.0
Food	0.0
Aid to Organizations & Individuals	0.0
Other Operating Expenditures	(1,028.3)
Equipment	0.0
Capital Outlay	0.0
Debt Services	0.0
Cost Allocation	0.0
Transfers	0.0
<b>Program / Fund Total:</b>	(1,028.3)

**Program:** Construction  
**Fund:** DT2030-A State Highway Fund (Appropriated)

**Calculated ERE:** \$0.00  
**Uniform Allowance:** \$0.00

Expenditure Categories	FY 2024
FTE	0.0
Personal Services	0.0
Employee Related Expenses	0.0
<b>Subtotal Personal Services and ERE:</b>	0.0
Professional & Outside Services	0.0
Travel In-State	0.0
Travel Out-of-State	0.0
Food	0.0
Aid to Organizations & Individuals	0.0
Other Operating Expenditures	(300.0)
Equipment	0.0
Capital Outlay	0.0
Debt Services	0.0
Cost Allocation	0.0
Transfers	0.0
<b>Program / Fund Total:</b>	(300.0)

**Program:** SLI Highway Maintenance  
**Fund:** DT2030-A State Highway Fund (Appropriated)

**Calculated ERE:** \$0.00  
**Uniform Allowance:** \$0.00

Expenditure Categories	FY 2024
FTE	0.0
Personal Services	0.0
Employee Related Expenses	0.0
<b>Subtotal Personal Services and ERE:</b>	0.0
Professional & Outside Services	0.0



## Funding Issue Detail

<b>Agency:</b>	<b>Department of Transportation</b>
----------------	-------------------------------------

<b>Issue:</b>	<b>22</b>	<b>Technical Adjustments</b>
---------------	-----------	------------------------------

Travel In-State	0.0
Travel Out-of-State	0.0
Food	0.0
Aid to Organizations & Individuals	0.0
Other Operating Expenditures	(51,000.0)
Equipment	0.0
Capital Outlay	0.0
Debt Services	0.0
Cost Allocation	0.0
Transfers	0.0

**Program / Fund Total:** (51,000.0)

<b>Program:</b>	<b>Motor Vehicle Enforcement Services</b>	<b>Calculated ERE:</b>	<b>\$0.00</b>
<b>Fund:</b>	<b>DT2285-A Motor Vehicle Liability Insurance Enforcement Fund (Appropriated)</b>	<b>Uniform Allowance:</b>	<b>\$0.00</b>

Expenditure Categories	FY 2024
FTE	0.0
Personal Services	0.0
Employee Related Expenses	0.0
<b>Subtotal Personal Services and ERE:</b>	0.0
Professional & Outside Services	0.0
Travel In-State	0.0
Travel Out-of-State	0.0
Food	0.0
Aid to Organizations & Individuals	0.0
Other Operating Expenditures	0.0
Equipment	0.0
Capital Outlay	0.0
Debt Services	0.0
Cost Allocation	0.0
Transfers	(350.0)
<b>Program / Fund Total:</b>	(350.0)

<b>Program:</b>	<b>Transportation Support Services</b>	<b>Calculated ERE:</b>	<b>\$0.00</b>
<b>Fund:</b>	<b>DT2071-A Transportation Department Equipment Fund (Appropriated)</b>	<b>Uniform Allowance:</b>	<b>\$0.00</b>

Expenditure Categories	FY 2024
FTE	0.0
Personal Services	0.0
Employee Related Expenses	0.0
<b>Subtotal Personal Services and ERE:</b>	0.0
Professional & Outside Services	0.0
Travel In-State	0.0
Travel Out-of-State	0.0
Food	0.0
Aid to Organizations & Individuals	0.0
Other Operating Expenditures	(6,000.0)
Equipment	0.0
Capital Outlay	0.0
Debt Services	0.0
Cost Allocation	0.0
Transfers	0.0
<b>Program / Fund Total:</b>	(6,000.0)

## Funding Issue Detail

**Agency:** Department of Transportation

**Issue:** 22 Technical Adjustments

**Program:** SLI State Fleet Operations  
**Fund:** DT4071-A State Fleet Operations Fund (Appropriated)

**Calculated ERE:** \$0.00  
**Uniform Allowance:** \$0.00

Expenditure Categories	FY 2024
FTE	0.0
Personal Services	0.0
Employee Related Expenses	0.0
<b>Subtotal Personal Services and ERE:</b>	0.0
Professional & Outside Services	0.0
Travel In-State	0.0
Travel Out-of-State	0.0
Food	0.0
Aid to Organizations & Individuals	0.0
Other Operating Expenditures	(8,600.0)
Equipment	0.0
Capital Outlay	0.0
Debt Services	0.0
Cost Allocation	0.0
Transfers	0.0
<b>Program / Fund Total:</b>	(8,600.0)

**Program:** SLI State Fleet Vehicle Replacement  
**Fund:** DT4072-A State Fleet Vehicle Replacement Fund (Appropriated)

**Calculated ERE:** \$0.00  
**Uniform Allowance:** \$0.00

Expenditure Categories	FY 2024
FTE	0.0
Personal Services	0.0
Employee Related Expenses	0.0
<b>Subtotal Personal Services and ERE:</b>	0.0
Professional & Outside Services	0.0
Travel In-State	0.0
Travel Out-of-State	0.0
Food	0.0
Aid to Organizations & Individuals	0.0
Other Operating Expenditures	(4,381.0)
Equipment	0.0
Capital Outlay	0.0
Debt Services	0.0
Cost Allocation	0.0
Transfers	0.0
<b>Program / Fund Total:</b>	(4,381.0)

**Program:** SLI Driver License Security Software  
**Fund:** DT2285-A Motor Vehicle Liability Insurance Enforcement Fund (Appropriated)

**Calculated ERE:** \$0.00  
**Uniform Allowance:** \$0.00

Expenditure Categories	FY 2024
FTE	0.0
Personal Services	0.0
Employee Related Expenses	0.0
<b>Subtotal Personal Services and ERE:</b>	0.0
Professional & Outside Services	0.0
Travel In-State	0.0
Travel Out-of-State	0.0

## Funding Issue Detail

<b>Agency:</b>	Department of Transportation
----------------	------------------------------

<b>Issue:</b>	22	Technical Adjustments
---------------	----	-----------------------

Food	0.0
Aid to Organizations & Individuals	0.0
Other Operating Expenditures	(2,100.0)
Equipment	0.0
Capital Outlay	0.0
Debt Services	0.0
Cost Allocation	0.0
Transfers	0.0
<b>Program / Fund Total:</b>	(2,100.0)

# Arizona Department of Transportation

## FY 2024 Decision Package

**Title: Technical Adjustments**

**FTE: 0; Request: (\$73,759,300)**

**Priority: 22**

---

### **DESCRIPTION OF PROBLEM OR ISSUE:**

In FY 2024, the Arizona Department of Transportation (ADOT) will have several funds with a net change in expenditures. Expenditures vary for a variety of reasons, including the elimination of one-time funding sources, year-to-year variations in grants or other funding sources, and the completion of projects.

Changes in disbursements and expenditures are projected for the following projects and programs:

- Building System Management Upgrade
- Construction Management System
- Highway Maintenance Inflation Funding
- Vehicle Inspection and Certificate of Title Enforcement Fund Deposit
- Driver License Security Software
- ADOT Gas Inflation Funding
- State Fleet Gas Inflation Funding
- State Fleet New Vehicle Purchase Funding
- Travel Identification (TID) Card Funding
- MVD Security System

Further information on these projects and programs can be found in the *FY 2023 Appropriations Report*.

### **HOW IT FURTHERS THE GOVERNOR'S FUNDAMENTALS MAP AND ADOT'S STRATEGIC PLAN:**

This issue incorporates the governor's mission, key goals, and agency key functions as shown below:

- key goal of efficient and accountable government and
- agency key functions of improving processes

This issue incorporates ADOT's strategic plan goals as follows:

- maximizing resources

This issue also incorporates ADOT's annual objectives of

- improving the reliability of core business processes
- improving the maintenance, operation, and service of the transportation system based on existing revenues

**PROPOSED SOLUTION TO THE PROBLEM OR ISSUE:**

ADOT is reporting an expenditure decrease of (\$73,759,200) due to year-to-year changes in expenditures from FY 2023 to FY 2024. The following funds are impacted due to one-time funding appropriated in FY 2023:

Issue	Amount
Building System Management Upgrade	(\$1,028,300)
Construction Management System	(\$300,000)
Highway Maintenance Inflation Funding	(\$51,000,000)
Vehicle Inspection and Certificate of Title Enforcement Fund Deposit	(\$350,000)
Driver License Security Software	(\$2,100,000)
ADOT Gas Inflation Funding	(\$6,000,000)
State Fleet Gas Inflation Funding	(\$8,600,000)
State Fleet New Vehicle Purchase Funding	(\$4,381,000)
Travel Identification (TID) Card Funding	N/A
MVD Security System	N/A
<b>Total</b>	<b>(\$73,759,300)</b>

Fund	Amount
State Highway Fund (DT2030)	(\$52,328,300)
Motor Vehicle Liability Insurance Enforcement Fund (DT2285)	(\$2,450,000)
Department Fleet Operations Fund (DT2071)	(\$6,000,000)
State Fleet Operations Fund (DT4071)	(\$8,600,000)
State Vehicle Replacement Fund (DT4072)	(\$4,381,000)
<b>Total</b>	<b>(\$73,759,200)</b>

**Building System Management Upgrade (DT2030) – (\$1,028,300)**

ADOT, the Department of Public Safety, and the Department of Economic Security were appropriated a total of \$1,909,900 in FY 2023 to upgrade their shared building management system, which is used to track the operation and maintenance of their facilities. ADOT was appropriated \$1,175,300 from the State Highway Fund, of which \$1,028,300 was one-time funding to purchase and implement the new system; \$147,000 will remain in its base for ongoing system maintenance.

**Construction Management System (DT2030) – (\$300,000)**

ADOT was appropriated \$300,000 in FY 2023 for phase 1 of a 3-phase project to upgrade its in-house-built construction management system, known as FAST. During phase 1 a consultant will be hired to properly scope the project. ADOT plans to submit a funding issue for phase 2 in FY 2025.

**Highway Maintenance Inflation Funding (DT 2030) – (\$51,000,000)**

ADOT was appropriated \$51,000,000 in FY 2023 to cover the increased cost to maintain highways throughout the state due to inflation.

Vehicle Inspection and Certificate of Title Enforcement Fund Deposit (VIT) (DT2285) – (\$350,000)

The VIT fund has experienced declining revenues due to the COVID-19 pandemic. ADOT received a \$350,000 appropriation increase in the Motor Vehicle Liability Insurance Enforcement Fund (DT2285) in FY 2023 to allow for a one-time cash transfer to the VIT fund to offset its revenue decline.

Driver License Security Software (DT2285) – (\$2,100,000)

ADOT was appropriated \$2,260,000 in FY 2023 to upgrade its driver license security software, \$2,100,000 from the Motor Vehicle Liability Insurance Enforcement Fund (DT2285) to purchase and implement the new system and \$160,000 from the State Highway Fund (DT2030), which will remain in its base for ongoing system maintenance.

ADOT Gas Inflation Funding (DT2071) – (\$6,000,000)

ADOT was appropriated \$6,000,000 in FY 2023 to cover the increased cost of fuel for the ADOT fleet. ADOT has submitted a placeholder funding issue entitled ADOT Fuel - Keeping AZ on the Road (priority 12) to address this issue in FY 2024 and beyond.

State Fleet Gas Inflation Funding (DT4071) – (\$8,600,000)

ADOT was appropriated \$8,600,000 in FY 2023 to cover the increased cost of fuel for and increased usage of fuel by the state fleet. ADOT has submitted a placeholder funding issue entitled Statewide Fleet Operations Adjustments (priority 8) to address this issue in FY 2024 and beyond.

State Fleet New Vehicle Purchase Funding (DT4072) – (\$4,381,000)

ADOT was appropriated \$4,381,000 in FY 2023 to purchase new vehicles for the Department of Forestry and Fire Management (76 vehicles), Department of Liquor Licenses and Control (7 vehicles), Attorney General's Office (6 vehicles), and the State Mine Inspector (5 vehicles)

Travel Identification (TID) Card Funding (DT2030) – N/A

ADOT was appropriated \$6,013,200 in FY 2023 to address the increase in TID cards being obtained before the REAL ID deadline of May 3, 2023. The change to ADOT's base is addressed in a separate funding issue entitled Travel ID (priority 18).

MVD Security System (DT2285) – N/A

ADOT was appropriated \$931,900 in FY 2023 to upgrade the security systems at 11 MVD offices throughout the state. This is phase 1 of a 5-phase project. The change to ADOT's base is addressed in a separate funding issue entitled MVD Security Modernization (Phase 2) (priority 7).

**ALTERNATIVES CONSIDERED AND REASONS FOR REJECTION:**

No other option has been considered. This is a technical issue that does not require additional funding or legislative approval.

**IMPACT OF NOT FUNDING IN THIS YEAR:**

This is a technical issue that does not require additional funding or legislative approval.

**PERFORMANCE MEASURES TO QUANTIFY SUCCESS OF THE SOLUTION:**

This is a technical issue that does not impact performance measures.

**STATUTORY REFERENCE:**

A.R.S. § 35-142: Monies kept in funds separate from state general fund, receipt and withdrawal.

A.R.S. § 28-409: Agreements with public and private entities, fund.

**EQUIPMENT TO BE PURCHASED IF APPLICABLE:** N/A.

**CLASSIFICATION OF POSITIONS:** N/A.

**ANNUALIZATIONS:** N/A.

## Summary of Expenditure and Budget Request for All Funds

**Agency:** Department of Transportation

### Appropriated

FY 2022 Actual	FY 2023 Expd. Plan	FY 2024 Fund. Issue	FY 2024 Total Request
-------------------	-----------------------	------------------------	--------------------------

Cost Center/Program:

1	Administration	106,360.8	108,790.6	(20,765.8)	88,031.0
2	Intermodal Transportation	260,081.4	340,130.7	(31,511.2)	308,619.5
3	Motor Vehicle Division	97,415.0	114,531.6	6,547.0	121,078.6
4	State Motor Vehicle Fleet	15,210.8	35,982.9	(12,981.0)	23,001.9
		479,068.0	599,435.8	(58,711.0)	540,731.0

### Expenditure Categories

FTE	3,561.5	0.0	10.0	10.0
Personal Services	169,169.7	190,398.8	123.9	190,522.7
Employee Related Expenses	71,453.7	96,911.8	21.7	96,939.7
Professional and Outside Services	14,540.7	19,199.2	0.0	19,199.2
Travel In-State	680.0	847.1	0.0	847.1
Travel Out of State	127.3	153.3	0.0	153.3
Food	6.7	4.0	0.0	4.0
Aid to Organizations and Individuals	2.1	0.0	0.0	0.0
Other Operating Expenses	200,672.5	308,652.3	(59,002.6)	249,649.7
Equipment	17,684.1	37,961.5	496.0	38,457.5
Capital Outlay	54,324.5	72.1	0.0	72.1
Debt Service	0.0	0.0	0.0	0.0
Cost Allocation	(54,953.8)	(55,700.0)	0.0	(55,700.0)
Transfers	5,360.5	935.7	(350.0)	585.7

### Expenditure Categories Total:

479,068.0	599,435.8	(58,711.0)	540,731.0
-----------	-----------	------------	-----------



## Summary of Expenditure and Budget Request for All Funds

**Agency:** Department of Transportation

**Non-Appropriated**

		FY 2022 Actual	FY 2023 Expd. Plan	FY 2024 Fund. Issue	FY 2024 Total Request
Cost Center/Program:					
1	Administration	1,519,397.1	8,665.1	0.0	8,665.1
2	Intermodal Transportation	981,632.9	16,050.0	0.0	16,050.0
3	Motor Vehicle Division	14,373.4	11,356.5	0.0	11,356.5
		2,515,403.4	36,071.6	0.0	36,071.6
<b>Expenditure Categories</b>					
	FTE	32.0	0.0	0.0	0.0
	Personal Services	2,911.0	2,046.9	0.0	2,046.9
	Employee Related Expenses	897.7	810.2	0.0	810.2
	Professional and Outside Services	2,699.0	668.1	0.0	668.1
	Travel In-State	4.1	5.6	0.0	5.6
	Travel Out of State	4.1	15.7	0.0	15.7
	Food	0.0	0.0	0.0	0.0
	Aid to Organizations and Individuals	843,693.7	5,756.0	0.0	5,756.0
	Other Operating Expenses	12,232.8	10,759.5	0.0	10,759.5
	Equipment	731.8	9.5	0.0	9.5
	Capital Outlay	1,648,973.7	16,000.0	0.0	16,000.0
	Debt Service	0.0	0.0	0.0	0.0
	Cost Allocation	3,255.5	0.0	0.0	0.0
	Transfers	0.0	0.0	0.0	0.0
<b>Expenditure Categories Total:</b>		2,515,403.4	36,071.6	0.0	36,071.6

Summary of Expenditure and Budget Request  
for All Funds

Agency: Department of Transportation

Agency Total for All Funds: 2,994,471.4 635,507.4 (58,711.0) 576,802.6

## Summary of Expenditure and Budget Request for Selected Funds

**Agency:** Department of Transportation

**Fund:** AA1000 General Fund (Appropriated)

		FY 2022 Actual	FY 2023 Expd. Plan	FY 2024 Fund. Issue	FY 2024 Total Request
Cost Center/Program:					
1	Administration	38,319.4	0.0	778.6	778.6
2	Intermodal Transportation	19,231.9	0.0	0.0	0.0
		57,551.3	0.0	778.6	778.6
<b>Expenditure Categories</b>					
	FTE	0.0	0.0	0.0	0.0
	Personal Services	0.0	0.0	316.2	316.2
	Employee Related Expenses	0.0	0.0	129.7	129.7
	Professional and Outside Services	0.0	0.0	0.0	0.0
	Travel In-State	0.0	0.0	0.0	0.0
	Travel Out of State	0.0	0.0	0.0	0.0
	Food	0.0	0.0	0.0	0.0
	Aid to Organizations and Individuals	0.0	0.0	0.0	0.0
	Other Operating Expenses	0.0	0.0	332.7	332.7
	Equipment	0.0	0.0	0.0	0.0
	Capital Outlay	54,251.3	0.0	0.0	0.0
	Debt Service	0.0	0.0	0.0	0.0
	Cost Allocation	0.0	0.0	0.0	0.0
	Transfers	3,300.0	0.0	0.0	0.0
<b>Expenditure Categories Total:</b>		57,551.3	0.0	778.6	778.6
<b>Fund Total:</b>		57,551.3	0.0	778.6	778.6

## Summary of Expenditure and Budget Request for Selected Funds

<b>Agency:</b>	Department of Transportation
<b>Fund:</b>	DT2005 State Aviation Fund (Appropriated)

		FY 2022 Actual	FY 2023 Expd. Plan	FY 2024 Fund. Issue	FY 2024 Total Request
Cost Center/Program:					
1	Administration	1,261.0	1,602.4	(22.3)	1,580.1
2	Intermodal Transportation	408.9	561.2	22.3	583.5
		1,669.9	2,163.6	0.0	2,163.6
<b>Expenditure Categories</b>					
	FTE	14.0	0.0	0.0	0.0
	Personal Services	318.4	1,055.5	0.0	1,055.5
	Employee Related Expenses	112.9	520.8	0.0	520.8
	Professional and Outside Services	87.4	0.0	0.0	0.0
	Travel In-State	1.8	1.0	0.0	1.0
	Travel Out of State	1.3	1.0	0.0	1.0
	Food	0.0	0.0	0.0	0.0
	Aid to Organizations and Individuals	0.0	0.0	0.0	0.0
	Other Operating Expenses	1,090.9	585.3	0.0	585.3
	Equipment	56.4	0.0	0.0	0.0
	Capital Outlay	0.8	0.0	0.0	0.0
	Debt Service	0.0	0.0	0.0	0.0
	Cost Allocation	0.0	0.0	0.0	0.0
	Transfers	0.0	0.0	0.0	0.0
<b>Expenditure Categories Total:</b>		1,669.9	2,163.6	0.0	2,163.6
<b>Fund Total:</b>		1,669.9	2,163.6	0.0	2,163.6

## Summary of Expenditure and Budget Request for Selected Funds

<b>Agency:</b>	Department of Transportation
<b>Fund:</b>	DT2005 State Aviation Fund (Non-Appropriated)

		FY 2022 Actual	FY 2023 Expd. Plan	FY 2024 Fund. Issue	FY 2024 Total Request
Cost Center/Program:					
1	Administration	5,647.0	0.0	0.0	0.0
2	Intermodal Transportation	337.5	0.0	0.0	0.0
		5,984.5	0.0	0.0	0.0
<b>Expenditure Categories</b>					
	Personal Services	0.0	0.0	0.0	0.0
	Employee Related Expenses	0.0	0.0	0.0	0.0
	Professional and Outside Services	0.0	0.0	0.0	0.0
	Travel In-State	0.0	0.0	0.0	0.0
	Travel Out of State	0.0	0.0	0.0	0.0
	Food	0.0	0.0	0.0	0.0
	Aid to Organizations and Individuals	0.0	0.0	0.0	0.0
	Other Operating Expenses	0.0	0.0	0.0	0.0
	Equipment	0.0	0.0	0.0	0.0
	Capital Outlay	5,984.5	0.0	0.0	0.0
	Debt Service	0.0	0.0	0.0	0.0
	Cost Allocation	0.0	0.0	0.0	0.0
	Transfers	0.0	0.0	0.0	0.0
	<b>Expenditure Categories Total:</b>	5,984.5	0.0	0.0	0.0
	<b>Fund Total:</b>	5,984.5	0.0	0.0	0.0

## Summary of Expenditure and Budget Request for Selected Funds

<b>Agency:</b>	Department of Transportation
<b>Fund:</b>	DT2029 Regional Area Road Fund - Maricopa County (Non-Appropriated)

		FY 2022 Actual	FY 2023 Expd. Plan	FY 2024 Fund. Issue	FY 2024 Total Request
Cost Center/Program:					
1	Administration	220,233.6	0.0	0.0	0.0
2	Intermodal Transportation	423,907.6	0.0	0.0	0.0
		644,141.2	0.0	0.0	0.0
<b>Expenditure Categories</b>					
	Personal Services	0.0	0.0	0.0	0.0
	Employee Related Expenses	0.0	0.0	0.0	0.0
	Professional and Outside Services	0.0	0.0	0.0	0.0
	Travel In-State	0.0	0.0	0.0	0.0
	Travel Out of State	0.0	0.0	0.0	0.0
	Food	0.0	0.0	0.0	0.0
	Aid to Organizations and Individuals	0.0	0.0	0.0	0.0
	Other Operating Expenses	0.0	0.0	0.0	0.0
	Equipment	0.0	0.0	0.0	0.0
	Capital Outlay	644,141.2	0.0	0.0	0.0
	Debt Service	0.0	0.0	0.0	0.0
	Cost Allocation	0.0	0.0	0.0	0.0
	Transfers	0.0	0.0	0.0	0.0
<b>Expenditure Categories Total:</b>		644,141.2	0.0	0.0	0.0
<b>Fund Total:</b>		644,141.2	0.0	0.0	0.0

## Summary of Expenditure and Budget Request for Selected Funds

<b>Agency:</b>	Department of Transportation
<b>Fund:</b>	DT2030 State Highway Fund (Appropriated)

		FY 2022 Actual	FY 2023 Expd. Plan	FY 2024 Fund. Issue	FY 2024 Total Request
Cost Center/Program:					
1	Administration	65,456.6	104,802.4	(13,167.5)	91,641.1
2	Intermodal Transportation	214,391.3	305,274.5	(32,602.4)	272,672.1
3	Motor Vehicle Division	92,689.3	106,874.4	10,393.2	117,267.6
		372,537.2	516,951.3	(35,376.7)	481,580.8
<b>Expenditure Categories</b>					
	FTE	3,307.5	0.0	10.0	10.0
	Personal Services	156,622.6	176,004.3	977.7	176,982.0
	Employee Related Expenses	66,012.1	89,549.5	472.0	90,027.7
	Professional and Outside Services	14,203.1	16,883.2	0.0	16,883.2
	Travel In-State	633.5	840.7	0.0	840.7
	Travel Out of State	119.1	152.3	0.0	152.3
	Food	6.7	4.0	0.0	4.0
	Aid to Organizations and Individuals	2.1	0.0	0.0	0.0
	Other Operating Expenses	173,359.3	261,316.8	(37,322.4)	223,994.4
	Equipment	15,869.5	27,242.7	496.0	27,738.7
	Capital Outlay	71.5	72.1	0.0	72.1
	Debt Service	0.0	0.0	0.0	0.0
	Cost Allocation	(55,118.0)	(55,700.0)	0.0	(55,700.0)
	Transfers	755.7	585.7	0.0	585.7
<b>Expenditure Categories Total:</b>		372,537.2	516,951.3	(35,376.7)	481,580.8
<b>Fund Total:</b>		372,537.2	516,951.3	(35,376.7)	481,580.8

## Summary of Expenditure and Budget Request for Selected Funds

<b>Agency:</b>	Department of Transportation
<b>Fund:</b>	DT2030 State Highway Fund (Non-Appropriated)

		FY 2022 Actual	FY 2023 Expd. Plan	FY 2024 Fund. Issue	FY 2024 Total Request
Cost Center/Program:					
1	Administration	102,601.0	2,774.0	0.0	2,774.0
2	Intermodal Transportation	397,342.6	50.0	0.0	50.0
3	Motor Vehicle Division	6,834.1	4,600.0	0.0	4,600.0
		506,777.7	7,424.0	0.0	7,424.0
<b>Expenditure Categories</b>					
	FTE	4.0	0.0	0.0	0.0
	Personal Services	400.8	538.1	0.0	538.1
	Employee Related Expenses	153.8	214.4	0.0	214.4
	Professional and Outside Services	94.9	86.0	0.0	86.0
	Travel In-State	0.3	2.0	0.0	2.0
	Travel Out of State	0.4	0.0	0.0	0.0
	Food	0.0	0.0	0.0	0.0
	Aid to Organizations and Individuals	0.0	0.0	0.0	0.0
	Other Operating Expenses	7,893.0	6,583.5	0.0	6,583.5
	Equipment	4.1	0.0	0.0	0.0
	Capital Outlay	498,230.4	0.0	0.0	0.0
	Debt Service	0.0	0.0	0.0	0.0
	Cost Allocation	0.0	0.0	0.0	0.0
	Transfers	0.0	0.0	0.0	0.0
<b>Expenditure Categories Total:</b>		506,777.7	7,424.0	0.0	7,424.0
<b>Fund Total:</b>		506,777.7	7,424.0	0.0	7,424.0



## Summary of Expenditure and Budget Request for Selected Funds

<b>Agency:</b>	Department of Transportation
<b>Fund:</b>	DT2031 Arizona Highways Magazine Fund (Non-Appropriated)

		FY 2022 Actual	FY 2023 Expd. Plan	FY 2024 Fund. Issue	FY 2024 Total Request
Cost Center/Program:					
1	Administration	4,812.2	5,294.2	0.0	5,294.2
		4,812.2	5,294.2	0.0	5,294.2
<b>Expenditure Categories</b>					
	FTE	16.0	0.0	0.0	0.0
	Personal Services	1,149.0	1,287.9	0.0	1,287.9
	Employee Related Expenses	432.4	489.7	0.0	489.7
	Professional and Outside Services	497.7	330.2	0.0	330.2
	Travel In-State	2.4	3.6	0.0	3.6
	Travel Out of State	3.7	15.7	0.0	15.7
	Food	0.0	0.0	0.0	0.0
	Aid to Organizations and Individuals	0.0	0.0	0.0	0.0
	Other Operating Expenses	2,718.4	3,158.0	0.0	3,158.0
	Equipment	8.6	9.0	0.0	9.0
	Capital Outlay	0.0	0.0	0.0	0.0
	Debt Service	0.0	0.0	0.0	0.0
	Cost Allocation	0.0	0.0	0.0	0.0
	Transfers	0.0	0.0	0.0	0.0
<b>Expenditure Categories Total:</b>		4,812.2	5,294.2	0.0	5,294.2
<b>Fund Total:</b>		4,812.2	5,294.2	0.0	5,294.2

## Summary of Expenditure and Budget Request for Selected Funds

<b>Agency:</b>	Department of Transportation
<b>Fund:</b>	DT2044 Highway Damage Recovery Account Fund (Appropriated)

		FY 2022 Actual	FY 2023 Expd. Plan	FY 2024 Fund. Issue	FY 2024 Total Request
Cost Center/Program:					
2	Intermodal Transportation	7,672.0	8,000.6	0.0	8,000.6
		7,672.0	8,000.6	0.0	8,000.6
<b>Expenditure Categories</b>					
	Personal Services	0.0	0.0	0.0	0.0
	Employee Related Expenses	0.0	0.0	0.0	0.0
	Professional and Outside Services	0.0	0.0	0.0	0.0
	Travel In-State	0.0	0.0	0.0	0.0
	Travel Out of State	0.0	0.0	0.0	0.0
	Food	0.0	0.0	0.0	0.0
	Aid to Organizations and Individuals	0.0	0.0	0.0	0.0
	Other Operating Expenses	7,663.7	8,000.6	0.0	8,000.6
	Equipment	8.3	0.0	0.0	0.0
	Capital Outlay	0.0	0.0	0.0	0.0
	Debt Service	0.0	0.0	0.0	0.0
	Cost Allocation	0.0	0.0	0.0	0.0
	Transfers	0.0	0.0	0.0	0.0
<b>Expenditure Categories Total:</b>		7,672.0	8,000.6	0.0	8,000.6
<b>Fund Total:</b>		7,672.0	8,000.6	0.0	8,000.6

## Summary of Expenditure and Budget Request for Selected Funds

<b>Agency:</b>	Department of Transportation
<b>Fund:</b>	DT2071 Transportation Department Equipment Fund (Appropriated)

		FY 2022 Actual	FY 2023 Expd. Plan	FY 2024 Fund. Issue	FY 2024 Total Request
Cost Center/Program:					
1	Administration	0.0	1,068.9	(7,068.9)	(6,000.0)
2	Intermodal Transportation	18,168.0	26,041.6	1,068.9	27,110.5
		18,168.0	27,110.5	(6,000.0)	21,110.5
<b>Expenditure Categories</b>					
	FTE	181.0	0.0	0.0	0.0
	Personal Services	9,409.3	10,075.9	0.0	10,075.9
	Employee Related Expenses	4,069.4	5,043.8	0.0	5,043.8
	Professional and Outside Services	237.7	0.0	0.0	0.0
	Travel In-State	41.6	0.0	0.0	0.0
	Travel Out of State	5.8	0.0	0.0	0.0
	Food	0.0	0.0	0.0	0.0
	Aid to Organizations and Individuals	0.0	0.0	0.0	0.0
	Other Operating Expenses	4,266.1	11,990.8	(6,000.0)	5,990.8
	Equipment	137.2	0.0	0.0	0.0
	Capital Outlay	0.9	0.0	0.0	0.0
	Debt Service	0.0	0.0	0.0	0.0
	Cost Allocation	0.0	0.0	0.0	0.0
	Transfers	0.0	0.0	0.0	0.0
<b>Expenditure Categories Total:</b>		18,168.0	27,110.5	(6,000.0)	21,110.5
<b>Fund Total:</b>		18,168.0	27,110.5	(6,000.0)	21,110.5

## Summary of Expenditure and Budget Request for Selected Funds

<b>Agency:</b>	Department of Transportation
<b>Fund:</b>	DT2097 ADOT Federal Programs Fund (Non-Appropriated)

		FY 2022 Actual	FY 2023 Expd. Plan	FY 2024 Fund. Issue	FY 2024 Total Request
Cost Center/Program:					
1	Administration	369.3	0.0	0.0	0.0
2	Intermodal Transportation	23,379.3	0.0	0.0	0.0
		23,748.6	0.0	0.0	0.0
<b>Expenditure Categories</b>					
	FTE	9.0	0.0	0.0	0.0
	Personal Services	0.0	0.0	0.0	0.0
	Employee Related Expenses	0.0	0.0	0.0	0.0
	Professional and Outside Services	0.0	0.0	0.0	0.0
	Travel In-State	0.0	0.0	0.0	0.0
	Travel Out of State	0.0	0.0	0.0	0.0
	Food	0.0	0.0	0.0	0.0
	Aid to Organizations and Individuals	0.0	0.0	0.0	0.0
	Other Operating Expenses	0.0	0.0	0.0	0.0
	Equipment	0.0	0.0	0.0	0.0
	Capital Outlay	23,748.6	0.0	0.0	0.0
	Debt Service	0.0	0.0	0.0	0.0
	Cost Allocation	0.0	0.0	0.0	0.0
	Transfers	0.0	0.0	0.0	0.0
<b>Expenditure Categories Total:</b>		23,748.6	0.0	0.0	0.0
<b>Fund Total:</b>		23,748.6	0.0	0.0	0.0

## Summary of Expenditure and Budget Request for Selected Funds

<b>Agency:</b>	Department of Transportation
<b>Fund:</b>	DT2150 Abandoned Vehicles Administration Fund (Non-Appropriated)

		FY 2022 Actual	FY 2023 Expd. Plan	FY 2024 Fund. Issue	FY 2024 Total Request
Cost Center/Program:					
3	Motor Vehicle Division	1,006.2	1,000.0	0.0	1,000.0
		1,006.2	1,000.0	0.0	1,000.0
<b>Expenditure Categories</b>					
	Personal Services	0.0	0.0	0.0	0.0
	Employee Related Expenses	0.0	0.0	0.0	0.0
	Professional and Outside Services	0.0	0.0	0.0	0.0
	Travel In-State	0.0	0.0	0.0	0.0
	Travel Out of State	0.0	0.0	0.0	0.0
	Food	0.0	0.0	0.0	0.0
	Aid to Organizations and Individuals	0.0	0.0	0.0	0.0
	Other Operating Expenses	1,006.2	1,000.0	0.0	1,000.0
	Equipment	0.0	0.0	0.0	0.0
	Capital Outlay	0.0	0.0	0.0	0.0
	Debt Service	0.0	0.0	0.0	0.0
	Cost Allocation	0.0	0.0	0.0	0.0
	Transfers	0.0	0.0	0.0	0.0
<b>Expenditure Categories Total:</b>		1,006.2	1,000.0	0.0	1,000.0
<b>Fund Total:</b>		1,006.2	1,000.0	0.0	1,000.0

## Summary of Expenditure and Budget Request for Selected Funds

<b>Agency:</b>	Department of Transportation
<b>Fund:</b>	DT2208 Ignition Interlock Device Fund (Appropriated)

		FY 2022 Actual	FY 2023 Expd. Plan	FY 2024 Fund. Issue	FY 2024 Total Request
Cost Center/Program:					
3	Motor Vehicle Division	339.4	363.6	0.0	363.6
		339.4	363.6	0.0	363.6
<b>Expenditure Categories</b>					
	FTE	4.0	0.0	0.0	0.0
	Personal Services	226.4	236.6	0.0	236.6
	Employee Related Expenses	111.5	125.5	0.0	125.5
	Professional and Outside Services	0.0	0.0	0.0	0.0
	Travel In-State	0.0	0.0	0.0	0.0
	Travel Out of State	0.2	0.0	0.0	0.0
	Food	0.0	0.0	0.0	0.0
	Aid to Organizations and Individuals	0.0	0.0	0.0	0.0
	Other Operating Expenses	1.3	1.5	0.0	1.5
	Equipment	0.0	0.0	0.0	0.0
	Capital Outlay	0.0	0.0	0.0	0.0
	Debt Service	0.0	0.0	0.0	0.0
	Cost Allocation	0.0	0.0	0.0	0.0
	Transfers	0.0	0.0	0.0	0.0
<b>Expenditure Categories Total:</b>		339.4	363.6	0.0	363.6
<b>Fund Total:</b>		339.4	363.6	0.0	363.6

## Summary of Expenditure and Budget Request for Selected Funds

<b>Agency:</b>	Department of Transportation
<b>Fund:</b>	DT2226 Air Quality Fund (Appropriated)

		FY 2022 Actual	FY 2023 Expd. Plan	FY 2024 Fund. Issue	FY 2024 Total Request
Cost Center/Program:					
1	Administration	0.1	0.2	0.0	0.2
2	Intermodal Transportation	209.3	252.8	0.0	252.8
3	Motor Vehicle Division	73.6	73.6	0.0	73.6
		283.0	326.6	0.0	326.6
<b>Expenditure Categories</b>					
	FTE	1.0	0.0	0.0	0.0
	Personal Services	25.9	30.0	0.0	30.0
	Employee Related Expenses	10.1	14.8	0.0	14.8
	Professional and Outside Services	7.9	200.0	0.0	200.0
	Travel In-State	0.5	1.0	0.0	1.0
	Travel Out of State	0.1	0.0	0.0	0.0
	Food	0.0	0.0	0.0	0.0
	Aid to Organizations and Individuals	0.0	0.0	0.0	0.0
	Other Operating Expenses	74.3	80.8	0.0	80.8
	Equipment	0.0	0.0	0.0	0.0
	Capital Outlay	0.0	0.0	0.0	0.0
	Debt Service	0.0	0.0	0.0	0.0
	Cost Allocation	164.2	0.0	0.0	0.0
	Transfers	0.0	0.0	0.0	0.0
<b>Expenditure Categories Total:</b>		283.0	326.6	0.0	326.6
<b>Fund Total:</b>		283.0	326.6	0.0	326.6

## Summary of Expenditure and Budget Request for Selected Funds

<b>Agency:</b>	Department of Transportation
<b>Fund:</b>	DT2244 Economic Strength Project Fund (Non-Appropriated)

		FY 2022 Actual	FY 2023 Expd. Plan	FY 2024 Fund. Issue	FY 2024 Total Request
Cost Center/Program:					
2	Intermodal Transportation	1,489.8	1,000.0	0.0	1,000.0
		1,489.8	1,000.0	0.0	1,000.0
<b>Expenditure Categories</b>					
	Personal Services	0.0	0.0	0.0	0.0
	Employee Related Expenses	0.0	0.0	0.0	0.0
	Professional and Outside Services	0.0	0.0	0.0	0.0
	Travel In-State	0.0	0.0	0.0	0.0
	Travel Out of State	0.0	0.0	0.0	0.0
	Food	0.0	0.0	0.0	0.0
	Aid to Organizations and Individuals	0.0	0.0	0.0	0.0
	Other Operating Expenses	0.0	0.0	0.0	0.0
	Equipment	0.0	0.0	0.0	0.0
	Capital Outlay	1,489.8	1,000.0	0.0	1,000.0
	Debt Service	0.0	0.0	0.0	0.0
	Cost Allocation	0.0	0.0	0.0	0.0
	Transfers	0.0	0.0	0.0	0.0
<b>Expenditure Categories Total:</b>		1,489.8	1,000.0	0.0	1,000.0
<b>Fund Total:</b>		1,489.8	1,000.0	0.0	1,000.0



## Summary of Expenditure and Budget Request for Selected Funds

<b>Agency:</b>	Department of Transportation
<b>Fund:</b>	DT2272 Vehicle Inspection and Certificate of Title Enforcement Fund (Appropriat

		FY 2022 Actual	FY 2023 Expd. Plan	FY 2024 Fund. Issue	FY 2024 Total Request
Cost Center/Program:					
1	Administration	0.8	152.8	(152.0)	0.8
3	Motor Vehicle Division	1,923.1	2,093.8	(748.0)	1,345.8
		1,923.9	2,246.6	(900.0)	1,346.6
<b>Expenditure Categories</b>					
	FTE	23.0	0.0	0.0	0.0
	Personal Services	1,287.8	1,469.3	(620.0)	849.3
	Employee Related Expenses	577.0	691.8	(280.0)	411.8
	Professional and Outside Services	0.0	0.0	0.0	0.0
	Travel In-State	0.9	1.5	0.0	1.5
	Travel Out of State	0.5	0.0	0.0	0.0
	Food	0.0	0.0	0.0	0.0
	Aid to Organizations and Individuals	0.0	0.0	0.0	0.0
	Other Operating Expenses	51.4	81.0	0.0	81.0
	Equipment	6.3	3.0	0.0	3.0
	Capital Outlay	0.0	0.0	0.0	0.0
	Debt Service	0.0	0.0	0.0	0.0
	Cost Allocation	0.0	0.0	0.0	0.0
	Transfers	0.0	0.0	0.0	0.0
<b>Expenditure Categories Total:</b>		1,923.9	2,246.6	(900.0)	1,346.6
<b>Fund Total:</b>		1,923.9	2,246.6	(900.0)	1,346.6

## Summary of Expenditure and Budget Request for Selected Funds

<b>Agency:</b>	Department of Transportation
<b>Fund:</b>	DT2285 Motor Vehicle Liability Insurance Enforcement Fund (Appropriated)

		FY 2022 Actual	FY 2023 Expd. Plan	FY 2024 Fund. Issue	FY 2024 Total Request
Cost Center/Program:					
1	Administration	1.2	1,082.6	(1,081.0)	1.6
3	Motor Vehicle Division	1,742.3	4,301.0	(3,150.9)	1,150.1
		1,743.5	5,383.6	(4,231.9)	1,151.7
<b>Expenditure Categories</b>					
	FTE	24.0	0.0	0.0	0.0
	Personal Services	911.5	1,096.6	(550.0)	546.6
	Employee Related Expenses	403.1	594.9	(300.0)	294.9
	Professional and Outside Services	4.6	2,100.0	0.0	2,100.0
	Travel In-State	1.5	1.4	0.0	1.4
	Travel Out of State	0.3	0.0	0.0	0.0
	Food	0.0	0.0	0.0	0.0
	Aid to Organizations and Individuals	0.0	0.0	0.0	0.0
	Other Operating Expenses	414.6	1,240.7	(3,031.9)	(1,791.2)
	Equipment	7.9	0.0	0.0	0.0
	Capital Outlay	0.0	0.0	0.0	0.0
	Debt Service	0.0	0.0	0.0	0.0
	Cost Allocation	0.0	0.0	0.0	0.0
	Transfers	0.0	350.0	(350.0)	0.0
<b>Expenditure Categories Total:</b>		1,743.5	5,383.6	(4,231.9)	1,151.7
<b>Fund Total:</b>		1,743.5	5,383.6	(4,231.9)	1,151.7

## Summary of Expenditure and Budget Request for Selected Funds

<b>Agency:</b>	Department of Transportation
<b>Fund:</b>	DT2380 Motor Carrier Safety Revolving Fund (Non-Appropriated)

		FY 2022 Actual	FY 2023 Expd. Plan	FY 2024 Fund. Issue	FY 2024 Total Request
Cost Center/Program:					
3	Motor Vehicle Division	0.0	0.5	0.0	0.5
		0.0	0.5	0.0	0.5
<b>Expenditure Categories</b>					
	Personal Services	0.0	0.0	0.0	0.0
	Employee Related Expenses	0.0	0.0	0.0	0.0
	Professional and Outside Services	0.0	0.0	0.0	0.0
	Travel In-State	0.0	0.0	0.0	0.0
	Travel Out of State	0.0	0.0	0.0	0.0
	Food	0.0	0.0	0.0	0.0
	Aid to Organizations and Individuals	0.0	0.0	0.0	0.0
	Other Operating Expenses	0.0	0.0	0.0	0.0
	Equipment	0.0	0.5	0.0	0.5
	Capital Outlay	0.0	0.0	0.0	0.0
	Debt Service	0.0	0.0	0.0	0.0
	Cost Allocation	0.0	0.0	0.0	0.0
	Transfers	0.0	0.0	0.0	0.0
<b>Expenditure Categories Total:</b>		0.0	0.5	0.0	0.5
<b>Fund Total:</b>		0.0	0.5	0.0	0.5

## Summary of Expenditure and Budget Request for Selected Funds

<b>Agency:</b>	Department of Transportation
<b>Fund:</b>	DT2414 Shared Location & Advertisement Agreement Expense (Non-Appropriate)

	FY 2022 Actual	FY 2023 Expd. Plan	FY 2024 Fund. Issue	FY 2024 Total Request
Cost Center/Program:				
3 Motor Vehicle Division	0.1	0.0	0.0	0.0
	0.1	0.0	0.0	0.0
<b>Expenditure Categories</b>				
Personal Services	0.0	0.0	0.0	0.0
Employee Related Expenses	0.0	0.0	0.0	0.0
Professional and Outside Services	0.0	0.0	0.0	0.0
Travel In-State	0.0	0.0	0.0	0.0
Travel Out of State	0.0	0.0	0.0	0.0
Food	0.0	0.0	0.0	0.0
Aid to Organizations and Individuals	0.0	0.0	0.0	0.0
Other Operating Expenses	0.1	0.0	0.0	0.0
Equipment	0.0	0.0	0.0	0.0
Capital Outlay	0.0	0.0	0.0	0.0
Debt Service	0.0	0.0	0.0	0.0
Cost Allocation	0.0	0.0	0.0	0.0
Transfers	0.0	0.0	0.0	0.0
<b>Expenditure Categories Total:</b>	0.1	0.0	0.0	0.0
<b>Fund Total:</b>	0.1	0.0	0.0	0.0

## Summary of Expenditure and Budget Request for Selected Funds

<b>Agency:</b>	Department of Transportation
<b>Fund:</b>	DT2417 Highway Expansion & Extension Loan Program Fund (Appropriated)

		FY 2022 Actual	FY 2023 Expd. Plan	FY 2024 Fund. Issue	FY 2024 Total Request
Cost Center/Program:					
1	Administration	1,220.8	0.0	0.0	0.0
		1,220.8	0.0	0.0	0.0
<b>Expenditure Categories</b>					
	Personal Services	0.0	0.0	0.0	0.0
	Employee Related Expenses	0.0	0.0	0.0	0.0
	Professional and Outside Services	0.0	0.0	0.0	0.0
	Travel In-State	0.0	0.0	0.0	0.0
	Travel Out of State	0.0	0.0	0.0	0.0
	Food	0.0	0.0	0.0	0.0
	Aid to Organizations and Individuals	0.0	0.0	0.0	0.0
	Other Operating Expenses	0.0	0.0	0.0	0.0
	Equipment	0.0	0.0	0.0	0.0
	Capital Outlay	0.0	0.0	0.0	0.0
	Debt Service	0.0	0.0	0.0	0.0
	Cost Allocation	0.0	0.0	0.0	0.0
	Transfers	1,220.8	0.0	0.0	0.0
<b>Expenditure Categories Total:</b>		1,220.8	0.0	0.0	0.0
<b>Fund Total:</b>		1,220.8	0.0	0.0	0.0

## Summary of Expenditure and Budget Request for Selected Funds

<b>Agency:</b>	Department of Transportation
<b>Fund:</b>	DT2449 Employee Recognition Fund (Non-Appropriated)

		FY 2022 Actual	FY 2023 Expd. Plan	FY 2024 Fund. Issue	FY 2024 Total Request
Cost Center/Program:					
1	Administration	7.6	13.0	0.0	13.0
		7.6	13.0	0.0	13.0
<b>Expenditure Categories</b>					
	Personal Services	0.0	0.0	0.0	0.0
	Employee Related Expenses	0.0	0.0	0.0	0.0
	Professional and Outside Services	0.0	0.0	0.0	0.0
	Travel In-State	0.0	0.0	0.0	0.0
	Travel Out of State	0.0	0.0	0.0	0.0
	Food	0.0	0.0	0.0	0.0
	Aid to Organizations and Individuals	0.0	0.0	0.0	0.0
	Other Operating Expenses	7.6	13.0	0.0	13.0
	Equipment	0.0	0.0	0.0	0.0
	Capital Outlay	0.0	0.0	0.0	0.0
	Debt Service	0.0	0.0	0.0	0.0
	Cost Allocation	0.0	0.0	0.0	0.0
	Transfers	0.0	0.0	0.0	0.0
	<b>Expenditure Categories Total:</b>	7.6	13.0	0.0	13.0
	<b>Fund Total:</b>	7.6	13.0	0.0	13.0

## Summary of Expenditure and Budget Request for Selected Funds

<b>Agency:</b>	Department of Transportation
<b>Fund:</b>	DT2463 Grant Anticipation Notes Fund (Non-Appropriated)

		FY 2022 Actual	FY 2023 Expd. Plan	FY 2024 Fund. Issue	FY 2024 Total Request
Cost Center/Program:					
1	Administration	59,959.5	0.0	0.0	0.0
2	Intermodal Transportation	19.3	0.0	0.0	0.0
		59,978.8	0.0	0.0	0.0
<b>Expenditure Categories</b>					
	Personal Services	0.0	0.0	0.0	0.0
	Employee Related Expenses	0.0	0.0	0.0	0.0
	Professional and Outside Services	0.0	0.0	0.0	0.0
	Travel In-State	0.0	0.0	0.0	0.0
	Travel Out of State	0.0	0.0	0.0	0.0
	Food	0.0	0.0	0.0	0.0
	Aid to Organizations and Individuals	0.0	0.0	0.0	0.0
	Other Operating Expenses	0.0	0.0	0.0	0.0
	Equipment	0.0	0.0	0.0	0.0
	Capital Outlay	59,978.8	0.0	0.0	0.0
	Debt Service	0.0	0.0	0.0	0.0
	Cost Allocation	0.0	0.0	0.0	0.0
	Transfers	0.0	0.0	0.0	0.0
<b>Expenditure Categories Total:</b>		59,978.8	0.0	0.0	0.0
<b>Fund Total:</b>		59,978.8	0.0	0.0	0.0

## Summary of Expenditure and Budget Request for Selected Funds

<b>Agency:</b>	Department of Transportation
<b>Fund:</b>	DT2500 IGA and ISA Fund (Non-Appropriated)

		FY 2022 Actual	FY 2023 Expd. Plan	FY 2024 Fund. Issue	FY 2024 Total Request
Cost Center/Program:					
1	Administration	1,028.2	583.9	0.0	583.9
2	Intermodal Transportation	438.5	0.0	0.0	0.0
3	Motor Vehicle Division	421.3	0.0	0.0	0.0
		1,888.0	583.9	0.0	583.9
<b>Expenditure Categories</b>					
	FTE	3.0	0.0	0.0	0.0
	Personal Services	182.2	220.9	0.0	220.9
	Employee Related Expenses	76.8	106.1	0.0	106.1
	Professional and Outside Services	497.1	251.9	0.0	251.9
	Travel In-State	0.0	0.0	0.0	0.0
	Travel Out of State	0.0	0.0	0.0	0.0
	Food	0.0	0.0	0.0	0.0
	Aid to Organizations and Individuals	2.9	0.0	0.0	0.0
	Other Operating Expenses	594.7	5.0	0.0	5.0
	Equipment	395.4	0.0	0.0	0.0
	Capital Outlay	38.3	0.0	0.0	0.0
	Debt Service	0.0	0.0	0.0	0.0
	Cost Allocation	100.6	0.0	0.0	0.0
	Transfers	0.0	0.0	0.0	0.0
<b>Expenditure Categories Total:</b>		1,888.0	583.9	0.0	583.9
<b>Fund Total:</b>		1,888.0	583.9	0.0	583.9



## Summary of Expenditure and Budget Request for Selected Funds

<b>Agency:</b>	Department of Transportation
<b>Fund:</b>	DT2609 Motor Vehicle Dealer Enforcement Fund (Appropriated)

		FY 2022 Actual	FY 2023 Expd. Plan	FY 2024 Fund. Issue	FY 2024 Total Request
Cost Center/Program:					
1	Administration	84.0	0.0	0.0	0.0
		84.0	0.0	0.0	0.0
<b>Expenditure Categories</b>					
	Personal Services	0.0	0.0	0.0	0.0
	Employee Related Expenses	0.0	0.0	0.0	0.0
	Professional and Outside Services	0.0	0.0	0.0	0.0
	Travel In-State	0.0	0.0	0.0	0.0
	Travel Out of State	0.0	0.0	0.0	0.0
	Food	0.0	0.0	0.0	0.0
	Aid to Organizations and Individuals	0.0	0.0	0.0	0.0
	Other Operating Expenses	0.0	0.0	0.0	0.0
	Equipment	0.0	0.0	0.0	0.0
	Capital Outlay	0.0	0.0	0.0	0.0
	Debt Service	0.0	0.0	0.0	0.0
	Cost Allocation	0.0	0.0	0.0	0.0
	Transfers	84.0	0.0	0.0	0.0
<b>Expenditure Categories Total:</b>		84.0	0.0	0.0	0.0
<b>Fund Total:</b>		84.0	0.0	0.0	0.0

## Summary of Expenditure and Budget Request for Selected Funds

<b>Agency:</b>	Department of Transportation
<b>Fund:</b>	DT2650 Statewide Special Plates Fund (Non-Appropriated)

		FY 2022 Actual	FY 2023 Expd. Plan	FY 2024 Fund. Issue	FY 2024 Total Request
Cost Center/Program:					
3	Motor Vehicle Division	5,232.7	5,756.0	0.0	5,756.0
		5,232.7	5,756.0	0.0	5,756.0
<b>Expenditure Categories</b>					
	Personal Services	0.0	0.0	0.0	0.0
	Employee Related Expenses	0.0	0.0	0.0	0.0
	Professional and Outside Services	0.0	0.0	0.0	0.0
	Travel In-State	0.0	0.0	0.0	0.0
	Travel Out of State	0.0	0.0	0.0	0.0
	Food	0.0	0.0	0.0	0.0
	Aid to Organizations and Individuals	5,232.7	5,756.0	0.0	5,756.0
	Other Operating Expenses	0.0	0.0	0.0	0.0
	Equipment	0.0	0.0	0.0	0.0
	Capital Outlay	0.0	0.0	0.0	0.0
	Debt Service	0.0	0.0	0.0	0.0
	Cost Allocation	0.0	0.0	0.0	0.0
	Transfers	0.0	0.0	0.0	0.0
<b>Expenditure Categories Total:</b>		5,232.7	5,756.0	0.0	5,756.0
<b>Fund Total:</b>		5,232.7	5,756.0	0.0	5,756.0

## Summary of Expenditure and Budget Request for Selected Funds

<b>Agency:</b>	Department of Transportation
<b>Fund:</b>	DT2980 Governor's Emergency Education Relief Fund (Non-Appropriated)

	FY 2022 Actual	FY 2023 Expd. Plan	FY 2024 Fund. Issue	FY 2024 Total Request
Cost Center/Program:				
1 Administration	(60.1)	0.0	0.0	0.0
2 Intermodal Transportation	(320.4)	0.0	0.0	0.0
	(380.5)	0.0	0.0	0.0
<b>Expenditure Categories</b>				
Personal Services	(24.5)	0.0	0.0	0.0
Employee Related Expenses	(8.5)	0.0	0.0	0.0
Professional and Outside Services	(277.4)	0.0	0.0	0.0
Travel In-State	0.0	0.0	0.0	0.0
Travel Out of State	0.0	0.0	0.0	0.0
Food	0.0	0.0	0.0	0.0
Aid to Organizations and Individuals	0.0	0.0	0.0	0.0
Other Operating Expenses	0.0	0.0	0.0	0.0
Equipment	0.0	0.0	0.0	0.0
Capital Outlay	(10.0)	0.0	0.0	0.0
Debt Service	0.0	0.0	0.0	0.0
Cost Allocation	(60.1)	0.0	0.0	0.0
Transfers	0.0	0.0	0.0	0.0
<b>Expenditure Categories Total:</b>	(380.5)	0.0	0.0	0.0
<b>Fund Total:</b>	(380.5)	0.0	0.0	0.0

## Summary of Expenditure and Budget Request for Selected Funds

<b>Agency:</b>	Department of Transportation
<b>Fund:</b>	DT2985 ADOT Coronavirus State and Local Fiscal Recovery Fund (Non-Appropriated)

		FY 2022 Actual	FY 2023 Expd. Plan	FY 2024 Fund. Issue	FY 2024 Total Request
Cost Center/Program:					
1	Administration	3,297.1	0.0	0.0	0.0
2	Intermodal Transportation	31,463.4	0.0	0.0	0.0
3	Motor Vehicle Division	879.0	0.0	0.0	0.0
		35,639.5	0.0	0.0	0.0
<b>Expenditure Categories</b>					
	Personal Services	1,203.5	0.0	0.0	0.0
	Employee Related Expenses	243.2	0.0	0.0	0.0
	Professional and Outside Services	1,886.7	0.0	0.0	0.0
	Travel In-State	1.4	0.0	0.0	0.0
	Travel Out of State	0.0	0.0	0.0	0.0
	Food	0.0	0.0	0.0	0.0
	Aid to Organizations and Individuals	0.0	0.0	0.0	0.0
	Other Operating Expenses	12.5	0.0	0.0	0.0
	Equipment	323.7	0.0	0.0	0.0
	Capital Outlay	28,753.5	0.0	0.0	0.0
	Debt Service	0.0	0.0	0.0	0.0
	Cost Allocation	3,215.0	0.0	0.0	0.0
	Transfers	0.0	0.0	0.0	0.0
<b>Expenditure Categories Total:</b>		35,639.5	0.0	0.0	0.0
<b>Fund Total:</b>		35,639.5	0.0	0.0	0.0

## Summary of Expenditure and Budget Request for Selected Funds

<b>Agency:</b>	Department of Transportation
<b>Fund:</b>	DT3113 Highway User Revenue Fund (Appropriated)

		FY 2022 Actual	FY 2023 Expd. Plan	FY 2024 Fund. Issue	FY 2024 Total Request
Cost Center/Program:					
1	Administration	16.9	81.3	(52.7)	28.6
3	Motor Vehicle Division	647.3	825.2	52.7	877.9
		664.2	906.5	0.0	906.5
<b>Expenditure Categories</b>					
	FTE	7.0	0.0	0.0	0.0
	Personal Services	367.8	430.6	0.0	430.6
	Employee Related Expenses	157.6	370.7	0.0	370.7
	Professional and Outside Services	0.0	16.0	0.0	16.0
	Travel In-State	0.2	1.5	0.0	1.5
	Travel Out of State	0.0	0.0	0.0	0.0
	Food	0.0	0.0	0.0	0.0
	Aid to Organizations and Individuals	0.0	0.0	0.0	0.0
	Other Operating Expenses	138.6	87.7	0.0	87.7
	Equipment	0.0	0.0	0.0	0.0
	Capital Outlay	0.0	0.0	0.0	0.0
	Debt Service	0.0	0.0	0.0	0.0
	Cost Allocation	0.0	0.0	0.0	0.0
	Transfers	0.0	0.0	0.0	0.0
<b>Expenditure Categories Total:</b>		664.2	906.5	0.0	906.5
<b>Fund Total:</b>		664.2	906.5	0.0	906.5

## Summary of Expenditure and Budget Request for Selected Funds

<b>Agency:</b>	Department of Transportation
<b>Fund:</b>	DT3113 Highway User Revenue Fund (Non-Appropriated)

		FY 2022 Actual	FY 2023 Expd. Plan	FY 2024 Fund. Issue	FY 2024 Total Request
Cost Center/Program:					
1	Administration	838,458.1	0.0	0.0	0.0
		838,458.1	0.0	0.0	0.0
<b>Expenditure Categories</b>					
	Personal Services	0.0	0.0	0.0	0.0
	Employee Related Expenses	0.0	0.0	0.0	0.0
	Professional and Outside Services	0.0	0.0	0.0	0.0
	Travel In-State	0.0	0.0	0.0	0.0
	Travel Out of State	0.0	0.0	0.0	0.0
	Food	0.0	0.0	0.0	0.0
	Aid to Organizations and Individuals	838,458.1	0.0	0.0	0.0
	Other Operating Expenses	0.0	0.0	0.0	0.0
	Equipment	0.0	0.0	0.0	0.0
	Capital Outlay	0.0	0.0	0.0	0.0
	Debt Service	0.0	0.0	0.0	0.0
	Cost Allocation	0.0	0.0	0.0	0.0
	Transfers	0.0	0.0	0.0	0.0
<b>Expenditure Categories Total:</b>		838,458.1	0.0	0.0	0.0
<b>Fund Total:</b>		838,458.1	0.0	0.0	0.0

## Summary of Expenditure and Budget Request for Selected Funds

<b>Agency:</b>	Department of Transportation
<b>Fund:</b>	DT3701 Local Agency Deposits Fund (Non-Appropriated)

		FY 2022 Actual	FY 2023 Expd. Plan	FY 2024 Fund. Issue	FY 2024 Total Request
Cost Center/Program:					
2	Intermodal Transportation	103,576.9	0.0	0.0	0.0
		103,576.9	0.0	0.0	0.0
<b>Expenditure Categories</b>					
	Personal Services	0.0	0.0	0.0	0.0
	Employee Related Expenses	0.0	0.0	0.0	0.0
	Professional and Outside Services	0.0	0.0	0.0	0.0
	Travel In-State	0.0	0.0	0.0	0.0
	Travel Out of State	0.0	0.0	0.0	0.0
	Food	0.0	0.0	0.0	0.0
	Aid to Organizations and Individuals	0.0	0.0	0.0	0.0
	Other Operating Expenses	0.0	0.0	0.0	0.0
	Equipment	0.0	0.0	0.0	0.0
	Capital Outlay	103,576.9	0.0	0.0	0.0
	Debt Service	0.0	0.0	0.0	0.0
	Cost Allocation	0.0	0.0	0.0	0.0
	Transfers	0.0	0.0	0.0	0.0
<b>Expenditure Categories Total:</b>		103,576.9	0.0	0.0	0.0
<b>Fund Total:</b>		103,576.9	0.0	0.0	0.0

## Summary of Expenditure and Budget Request for Selected Funds

<b>Agency:</b>	Department of Transportation
<b>Fund:</b>	DT3737 Rental Tax and Bond Deposit Fund (Non-Appropriated)

		FY 2022 Actual	FY 2023 Expd. Plan	FY 2024 Fund. Issue	FY 2024 Total Request
Cost Center/Program:					
2	Intermodal Transportation	0.3	0.0	0.0	0.0
		0.3	0.0	0.0	0.0
<b>Expenditure Categories</b>					
	Personal Services	0.0	0.0	0.0	0.0
	Employee Related Expenses	0.0	0.0	0.0	0.0
	Professional and Outside Services	0.0	0.0	0.0	0.0
	Travel In-State	0.0	0.0	0.0	0.0
	Travel Out of State	0.0	0.0	0.0	0.0
	Food	0.0	0.0	0.0	0.0
	Aid to Organizations and Individuals	0.0	0.0	0.0	0.0
	Other Operating Expenses	0.3	0.0	0.0	0.0
	Equipment	0.0	0.0	0.0	0.0
	Capital Outlay	0.0	0.0	0.0	0.0
	Debt Service	0.0	0.0	0.0	0.0
	Cost Allocation	0.0	0.0	0.0	0.0
	Transfers	0.0	0.0	0.0	0.0
<b>Expenditure Categories Total:</b>		0.3	0.0	0.0	0.0
<b>Fund Total:</b>		0.3	0.0	0.0	0.0



## Summary of Expenditure and Budget Request for Selected Funds

<b>Agency:</b>	Department of Transportation
<b>Fund:</b>	DT4071 State Fleet Operations Fund (Appropriated)

		FY 2022 Actual	FY 2023 Expd. Plan	FY 2024 Fund. Issue	FY 2024 Total Request
Cost Center/Program:					
4	State Motor Vehicle Fleet	13,612.3	25,267.1	(8,600.0)	16,667.1
		13,612.3	25,267.1	(8,600.0)	16,667.1
<b>Expenditure Categories</b>					
	FTE	0.0	0.0	0.0	0.0
	Personal Services	0.0	0.0	0.0	0.0
	Employee Related Expenses	0.0	0.0	0.0	0.0
	Professional and Outside Services	0.0	0.0	0.0	0.0
	Travel In-State	0.0	0.0	0.0	0.0
	Travel Out of State	0.0	0.0	0.0	0.0
	Food	0.0	0.0	0.0	0.0
	Aid to Organizations and Individuals	0.0	0.0	0.0	0.0
	Other Operating Expenses	13,612.3	25,267.1	(8,600.0)	16,667.1
	Equipment	0.0	0.0	0.0	0.0
	Capital Outlay	0.0	0.0	0.0	0.0
	Debt Service	0.0	0.0	0.0	0.0
	Cost Allocation	0.0	0.0	0.0	0.0
	Transfers	0.0	0.0	0.0	0.0
<b>Expenditure Categories Total:</b>		13,612.3	25,267.1	(8,600.0)	16,667.1
<b>Fund Total:</b>		13,612.3	25,267.1	(8,600.0)	16,667.1

## Summary of Expenditure and Budget Request for Selected Funds

<b>Agency:</b>	Department of Transportation
<b>Fund:</b>	DT4072 State Fleet Vehicle Replacement Fund (Appropriated)

		FY 2022 Actual	FY 2023 Expd. Plan	FY 2024 Fund. Issue	FY 2024 Total Request
Cost Center/Program:					
1	Administration	0.0	0.0	0.0	0.0
4	State Motor Vehicle Fleet	1,598.5	10,715.8	(4,381.0)	6,334.8
		1,598.5	10,715.8	(4,381.0)	6,334.8
<b>Expenditure Categories</b>					
	FTE	0.0	0.0	0.0	0.0
	Personal Services	0.0	0.0	0.0	0.0
	Employee Related Expenses	0.0	0.0	0.0	0.0
	Professional and Outside Services	0.0	0.0	0.0	0.0
	Travel In-State	0.0	0.0	0.0	0.0
	Travel Out of State	0.0	0.0	0.0	0.0
	Food	0.0	0.0	0.0	0.0
	Aid to Organizations and Individuals	0.0	0.0	0.0	0.0
	Other Operating Expenses	0.0	0.0	(4,381.0)	(4,381.0)
	Equipment	1,598.5	10,715.8	0.0	10,715.8
	Capital Outlay	0.0	0.0	0.0	0.0
	Debt Service	0.0	0.0	0.0	0.0
	Cost Allocation	0.0	0.0	0.0	0.0
	Transfers	0.0	0.0	0.0	0.0
<b>Expenditure Categories Total:</b>		1,598.5	10,715.8	(4,381.0)	6,334.8
<b>Fund Total:</b>		1,598.5	10,715.8	(4,381.0)	6,334.8

## Summary of Expenditure and Budget Request for Selected Funds

<b>Agency:</b>	Department of Transportation
<b>Fund:</b>	DT5004 State Highway Fund Bonds Debt Service Fund (Non-Appropriated)

		FY 2022 Actual	FY 2023 Expd. Plan	FY 2024 Fund. Issue	FY 2024 Total Request
Cost Center/Program:					
1	Administration	139,787.0	0.0	0.0	0.0
2	Intermodal Transportation	(1.0)	0.0	0.0	0.0
		139,786.0	0.0	0.0	0.0
<b>Expenditure Categories</b>					
	Personal Services	0.0	0.0	0.0	0.0
	Employee Related Expenses	0.0	0.0	0.0	0.0
	Professional and Outside Services	0.0	0.0	0.0	0.0
	Travel In-State	0.0	0.0	0.0	0.0
	Travel Out of State	0.0	0.0	0.0	0.0
	Food	0.0	0.0	0.0	0.0
	Aid to Organizations and Individuals	0.0	0.0	0.0	0.0
	Other Operating Expenses	0.0	0.0	0.0	0.0
	Equipment	0.0	0.0	0.0	0.0
	Capital Outlay	139,786.0	0.0	0.0	0.0
	Debt Service	0.0	0.0	0.0	0.0
	Cost Allocation	0.0	0.0	0.0	0.0
	Transfers	0.0	0.0	0.0	0.0
	<b>Expenditure Categories Total:</b>	139,786.0	0.0	0.0	0.0
	<b>Fund Total:</b>	139,786.0	0.0	0.0	0.0

## Summary of Expenditure and Budget Request for Selected Funds

<b>Agency:</b>	Department of Transportation
<b>Fund:</b>	DT5008 Regional Area Road Fund Debt Service Fund (Non-Appropriated)

		FY 2022 Actual	FY 2023 Expd. Plan	FY 2024 Fund. Issue	FY 2024 Total Request
Cost Center/Program:					
1	Administration	143,256.6	0.0	0.0	0.0
2	Intermodal Transportation	(0.9)	0.0	0.0	0.0
		143,255.7	0.0	0.0	0.0
<b>Expenditure Categories</b>					
	Personal Services	0.0	0.0	0.0	0.0
	Employee Related Expenses	0.0	0.0	0.0	0.0
	Professional and Outside Services	0.0	0.0	0.0	0.0
	Travel In-State	0.0	0.0	0.0	0.0
	Travel Out of State	0.0	0.0	0.0	0.0
	Food	0.0	0.0	0.0	0.0
	Aid to Organizations and Individuals	0.0	0.0	0.0	0.0
	Other Operating Expenses	0.0	0.0	0.0	0.0
	Equipment	0.0	0.0	0.0	0.0
	Capital Outlay	143,255.7	0.0	0.0	0.0
	Debt Service	0.0	0.0	0.0	0.0
	Cost Allocation	0.0	0.0	0.0	0.0
	Transfers	0.0	0.0	0.0	0.0
	<b>Expenditure Categories Total:</b>	143,255.7	0.0	0.0	0.0
	<b>Fund Total:</b>	143,255.7	0.0	0.0	0.0

## Summary of Expenditure and Budget Request for Selected Funds

<b>Agency:</b>	Department of Transportation
<b>Fund:</b>	DT9901 State Match Advantage for Rural Transportation (SMART) Fund (Non-Ap

		FY 2022 Actual	FY 2023 Expd. Plan	FY 2024 Fund. Issue	FY 2024 Total Request
Cost Center/Program:					
2	Intermodal Transportation	0.0	15,000.0	0.0	15,000.0
		0.0	15,000.0	0.0	15,000.0
<b>Expenditure Categories</b>					
	FTE	0.0	0.0	0.0	0.0
	Personal Services	0.0	0.0	0.0	0.0
	Employee Related Expenses	0.0	0.0	0.0	0.0
	Professional and Outside Services	0.0	0.0	0.0	0.0
	Travel In-State	0.0	0.0	0.0	0.0
	Travel Out of State	0.0	0.0	0.0	0.0
	Food	0.0	0.0	0.0	0.0
	Aid to Organizations and Individuals	0.0	0.0	0.0	0.0
	Other Operating Expenses	0.0	0.0	0.0	0.0
	Equipment	0.0	0.0	0.0	0.0
	Capital Outlay	0.0	15,000.0	0.0	15,000.0
	Debt Service	0.0	0.0	0.0	0.0
	Cost Allocation	0.0	0.0	0.0	0.0
	Transfers	0.0	0.0	0.0	0.0
<b>Expenditure Categories Total:</b>		0.0	15,000.0	0.0	15,000.0
<b>Fund Total:</b>		0.0	15,000.0	0.0	15,000.0

Summary of Expenditure and Budget Request  
for Selected Funds

Agency:	Department of Transportation
Fund:	DT9901 State Match Advantage for Rural Transportation (SMART) Fund (Non-Ap

	FY 2022 Actual	FY 2023 Expd. Plan	FY 2024 Fund. Issue	FY 2024 Total Request			
Agency Total for Selected Funds	2,994,471.4	635,507.4	(58,711.0)	576,802.6			

## Program Summary of Expenditures and Budget Request

<b>Agency:</b>	<b>Department of Transportation</b>
<b>Program:</b>	<b>Administration</b>

		FY 2022 Actual	FY 2023 Expd. Plan	FY 2024 Fund. Issue	FY 2024 Total Request
<b>Program Summary</b>					
1-1	Director's Office/Transportation Board	880.4	1,818.0	63.5	1,881.5
1-2	Transportation Support Services	1,600,455.2	62,970.2	24.3	62,994.5
1-3	Arizona Highways Magazine	4,812.2	5,294.2	0.0	5,294.2
1-4	SLI Attorney General Legal Services	3,623.7	3,623.7	0.0	3,623.7
1-8	SLI Vehicle License Tax Deposit	3,300.0	0.0	0.0	0.0
1-9	SLI ADOT Fleet Replacement	12,686.4	22,400.0	496.0	22,896.0
1-10	SLI FY 2023 Salary Increase	0.0	21,349.6	(21,349.6)	0.0
<b>Program Summary Total:</b>		1,625,757.9	117,455.7	(20,765.8)	96,689.9
<b>Expenditure Categories</b>					
0000	FTE Positions	621.8	0.0	0.0	0.0
6000	Personal Services	34,457.4	55,594.8	(13,209.3)	42,385.5
6100	Employee Related Expenses	15,208.2	25,303.5	(2,916.8)	22,386.7
6200	Professional and Outside Services	12,110.0	13,292.1	0.0	13,292.1
6500	Travel In-State	49.9	98.8	0.0	98.8
6600	Travel Out of State	42.1	80.3	0.0	80.3
6700	Food	0.0	0.0	0.0	0.0
6800	Aid to Organizations and Individuals	838,461.7	0.0	0.0	0.0
7000	Other Operating Expenses	54,457.9	54,747.6	(5,135.7)	49,611.9
8000	Equipment	13,563.5	23,657.4	496.0	24,153.4
8100	Capital Outlay	704,149.2	35.4	0.0	35.4
8600	Debt Service	0.0	0.0	0.0	0.0
9000	Cost Allocation	(51,862.5)	(55,700.0)	0.0	(55,700.0)
9100	Transfers	5,120.5	345.7	0.0	345.7
<b>Expenditure Categories Total:</b>		1,625,757.9	117,455.7	(20,765.8)	96,689.9
<b>Fund Source</b>					
<b>Appropriated Funds</b>					
AA1000-A	General Fund (Appropriated)	38,319.4	0.0	778.6	778.6
DT2005-A	State Aviation Fund (Appropriated)	1,261.0	1,602.4	(22.3)	1,580.1
DT2030-A	State Highway Fund (Appropriated)	65,456.6	104,802.4	(13,167.5)	91,634.9
DT2071-A	Transportation Department Equipment Fund (Appropriated)	0.0	1,068.9	(7,068.9)	(6,000.0)
DT2226-A	Air Quality Fund (Appropriated)	0.1	0.2	0.0	0.2
DT2272-A	Vehicle Inspection and Certificate of Title Enforcement Fund	0.8	152.8	(152.0)	0.8
DT2285-A	Motor Vehicle Liability Insurance Enforcement Fund	1.2	1,082.6	(1,081.0)	1.6
DT2417-A	Highway Expansion & Extension Loan Program Fund	1,220.8	0.0	0.0	0.0

## Program Summary of Expenditures and Budget Request

<b>Agency:</b>	<b>Department of Transportation</b>
<b>Program:</b>	<b>Administration</b>

	FY 2022 Actual	FY 2023 Expd. Plan	FY 2024 Fund. Issue	FY 2024 Total Request
DT2609-A Motor Vehicle Dealer Enforcement Fund (Appropriated)	84.0	0.0	0.0	0.0
DT3113-A Highway User Revenue Fund (Appropriated)	16.9	81.3	(52.7)	28.6
DT4072-A State Fleet Vehicle Replacement Fund (Appropriated)	0.0	0.0	0.0	0.0
	106,360.8	108,790.6	(20,765.8)	88,024.8
<b>Non-Appropriated Funds</b>				
DT2005-N State Aviation Fund (Non-Appropriated)	5,647.0	0.0	0.0	0.0
DT2029-N Regional Area Road Fund - Maricopa County (Non-Appropriated)	220,233.6	0.0	0.0	0.0
DT2030-N State Highway Fund (Non-Appropriated)	102,601.0	2,774.0	0.0	2,774.0
DT2031-N Arizona Highways Magazine Fund (Non-Appropriated)	4,812.2	5,294.2	0.0	5,294.2
DT2097-N ADOT Federal Programs Fund (Non-Appropriated)	369.3	0.0	0.0	0.0
DT2449-N Employee Recognition Fund (Non-Appropriated)	7.6	13.0	0.0	13.0
DT2463-N Grant Anticipation Notes Fund (Non-Appropriated)	59,959.5	0.0	0.0	0.0
DT2500-N IGA and ISA Fund (Non-Appropriated)	1,028.2	583.9	0.0	583.9
DT2980-N Governor's Emergency Education Relief Fund (Non-Appropriated)	(60.1)	0.0	0.0	0.0
DT2985-N ADOT Coronavirus State and Local Fiscal Recovery Fund (Non-Appropriated)	3,297.1	0.0	0.0	0.0
DT3113-N Highway User Revenue Fund (Non-Appropriated)	838,458.1	0.0	0.0	0.0
DT5004-N State Highway Fund Bonds Debt Service Fund (Non-Appropriated)	139,787.0	0.0	0.0	0.0
DT5008-N Regional Area Road Fund Debt Service Fund (Non-Appropriated)	143,256.6	0.0	0.0	0.0
	1,519,397.1	8,665.1	0.0	8,665.1
<b>Fund Source Total:</b>	1,625,757.9	117,455.7	(20,765.8)	96,689.9



## Program Group Summary of Expenditures and Budget Request for Selected Funds

<b>Agency:</b>	Department of Transportation
<b>Program:</b>	Administration

	FY 2022 Actual	FY 2023 Expd. Plan	FY 2024 Fund. Issue	FY 2024 Total Request
--	-------------------	-----------------------	------------------------	--------------------------

<b>Fund:</b>	AA1000-A General Fund (Appropriated)
--------------	--------------------------------------

### Program Expenditures

	COST CENTER/PROGRAM BUDGET UNIT				
1-2	Transportation Support Services	35,019.4	0.0	778.6	778.6
1-8	SLI Vehicle License Tax Deposit	3,300.0	0.0	0.0	0.0
	Total	38,319.4	0.0	778.6	778.6

### Appropriated Funding

#### Expenditure Categories

FTE Positions	0.0	0.0	0.0	0.0
Personal Services	0.0	0.0	316.2	316.2
Employee Related Expenses	0.0	0.0	129.7	129.7
Professional and Outside Services	0.0	0.0	0.0	0.0
Travel In-State	0.0	0.0	0.0	0.0
Travel Out of State	0.0	0.0	0.0	0.0
Food	0.0	0.0	0.0	0.0
Aid to Organizations and Individuals	0.0	0.0	0.0	0.0
Other Operating Expenses	0.0	0.0	332.7	332.7
Equipment	0.0	0.0	0.0	0.0
Capital Outlay	35,019.4	0.0	0.0	0.0
Debt Service	0.0	0.0	0.0	0.0
Cost Allocation	0.0	0.0	0.0	0.0
Transfers	3,300.0	0.0	0.0	0.0
<b>Expenditure Categories Total:</b>	38,319.4	0.0	778.6	778.6
<b>Fund AA1000-A Total:</b>	38,319.4	0.0	778.6	778.6

## Program Group Summary of Expenditures and Budget Request for Selected Funds

<b>Agency:</b>	Department of Transportation
<b>Program:</b>	Administration

	FY 2022 Actual	FY 2023 Expd. Plan	FY 2024 Fund. Issue	FY 2024 Total Request
--	-------------------	-----------------------	------------------------	--------------------------

<b>Fund:</b>	DT2005-A State Aviation Fund (Appropriated)
--------------	---

### Program Expenditures

#### COST CENTER/PROGRAM BUDGET UNIT

1-2	Transportation Support Services	1,261.0	1,517.4	62.7	1,580.1
1-10	SLI FY 2023 Salary Increase	0.0	85.0	(85.0)	0.0
	Total	1,261.0	1,602.4	(22.3)	1,580.1

### Appropriated Funding

#### Expenditure Categories

FTE Positions	11.0	0.0	0.0	0.0
Personal Services	19.6	691.4	(18.2)	673.2
Employee Related Expenses	7.1	349.7	(4.1)	345.6
Professional and Outside Services	87.4	0.0	0.0	0.0
Travel In-State	1.4	0.0	0.0	0.0
Travel Out of State	1.3	0.0	0.0	0.0
Food	0.0	0.0	0.0	0.0
Aid to Organizations and Individuals	0.0	0.0	0.0	0.0
Other Operating Expenses	1,087.0	561.3	0.0	561.3
Equipment	56.4	0.0	0.0	0.0
Capital Outlay	0.8	0.0	0.0	0.0
Debt Service	0.0	0.0	0.0	0.0
Cost Allocation	0.0	0.0	0.0	0.0
Transfers	0.0	0.0	0.0	0.0

<b>Expenditure Categories Total:</b>	1,261.0	1,602.4	(22.3)	1,580.1
--------------------------------------	---------	---------	--------	---------

<b>Fund DT2005-A Total:</b>	1,261.0	1,602.4	(22.3)	1,580.1
-----------------------------	---------	---------	--------	---------

## Program Group Summary of Expenditures and Budget Request for Selected Funds

<b>Agency:</b>	Department of Transportation
<b>Program:</b>	Administration

	FY 2022 Actual	FY 2023 Expd. Plan	FY 2024 Fund. Issue	FY 2024 Total Request
--	-------------------	-----------------------	------------------------	--------------------------

<b>Fund:</b>	DT2005-N State Aviation Fund (Non-Appropriated)
--------------	---

### Program Expenditures

#### COST CENTER/PROGRAM BUDGET UNIT

1-2	Transportation Support Services	5,647.0	0.0	0.0	0.0
	Total	5,647.0	0.0	0.0	0.0

### Non-Appropriated Funding

#### Expenditure Categories

Personal Services	0.0	0.0	0.0	0.0
Employee Related Expenses	0.0	0.0	0.0	0.0
Professional and Outside Services	0.0	0.0	0.0	0.0
Travel In-State	0.0	0.0	0.0	0.0
Travel Out of State	0.0	0.0	0.0	0.0
Food	0.0	0.0	0.0	0.0
Aid to Organizations and Individuals	0.0	0.0	0.0	0.0
Other Operating Expenses	0.0	0.0	0.0	0.0
Equipment	0.0	0.0	0.0	0.0
Capital Outlay	5,647.0	0.0	0.0	0.0
Debt Service	0.0	0.0	0.0	0.0
Cost Allocation	0.0	0.0	0.0	0.0
Transfers	0.0	0.0	0.0	0.0

<b>Expenditure Categories Total:</b>	5,647.0	0.0	0.0	0.0
--------------------------------------	---------	-----	-----	-----

<b>Fund DT2005-N Total:</b>	5,647.0	0.0	0.0	0.0
-----------------------------	---------	-----	-----	-----

## Program Group Summary of Expenditures and Budget Request for Selected Funds

<b>Agency:</b>	Department of Transportation
<b>Program:</b>	Administration

	FY 2022 Actual	FY 2023 Expd. Plan	FY 2024 Fund. Issue	FY 2024 Total Request
--	-------------------	-----------------------	------------------------	--------------------------

<b>Fund:</b>	DT2029-N Regional Area Road Fund - Maricopa County (Non-Appropriated)
--------------	---

### Program Expenditures

#### COST CENTER/PROGRAM BUDGET UNIT

1-2	Transportation Support Services	220,233.6	0.0	0.0	0.0
	Total	220,233.6	0.0	0.0	0.0

### Non-Appropriated Funding

#### Expenditure Categories

Personal Services	0.0	0.0	0.0	0.0
Employee Related Expenses	0.0	0.0	0.0	0.0
Professional and Outside Services	0.0	0.0	0.0	0.0
Travel In-State	0.0	0.0	0.0	0.0
Travel Out of State	0.0	0.0	0.0	0.0
Food	0.0	0.0	0.0	0.0
Aid to Organizations and Individuals	0.0	0.0	0.0	0.0
Other Operating Expenses	0.0	0.0	0.0	0.0
Equipment	0.0	0.0	0.0	0.0
Capital Outlay	220,233.6	0.0	0.0	0.0
Debt Service	0.0	0.0	0.0	0.0
Cost Allocation	0.0	0.0	0.0	0.0
Transfers	0.0	0.0	0.0	0.0

<b>Expenditure Categories Total:</b>	220,233.6	0.0	0.0	0.0
--------------------------------------	-----------	-----	-----	-----

<b>Fund DT2029-N Total:</b>	220,233.6	0.0	0.0	0.0
-----------------------------	-----------	-----	-----	-----

## Program Group Summary of Expenditures and Budget Request for Selected Funds

<b>Agency:</b>	Department of Transportation
<b>Program:</b>	Administration

	FY 2022 Actual	FY 2023 Expd. Plan	FY 2024 Fund. Issue	FY 2024 Total Request
--	-------------------	-----------------------	------------------------	--------------------------

<b>Fund:</b>	DT2030-A State Highway Fund (Appropriated)
--------------	--

### Program Expenditures

#### COST CENTER/PROGRAM BUDGET UNIT

1-1	Director's Office/Transportation Board	880.4	1,818.0	63.5	1,881.5
1-2	Transportation Support Services	48,266.1	57,118.8	6,114.9	63,233.7
1-4	SLI Attorney General Legal Services	3,623.7	3,623.7	0.0	3,623.7
1-9	SLI ADOT Fleet Replacement	12,686.4	22,400.0	496.0	22,896.0
1-10	SLI FY 2023 Salary Increase	0.0	19,841.9	(19,841.9)	0.0
Total		65,456.6	104,802.4	(13,167.5)	91,634.9

### Appropriated Funding

#### Expenditure Categories

FTE Positions	587.8	0.0	0.0	0.0
Personal Services	32,624.0	51,690.3	(12,346.1)	39,344.2
Employee Related Expenses	14,538.0	23,887.1	(2,780.9)	21,106.2
Professional and Outside Services	11,355.1	12,624.0	0.0	12,624.0
Travel In-State	45.8	93.2	0.0	93.2
Travel Out of State	36.7	64.6	0.0	64.6
Food	0.0	0.0	0.0	0.0
Aid to Organizations and Individuals	0.7	0.0	0.0	0.0
Other Operating Expenses	47,962.8	48,113.7	1,463.5	49,577.2
Equipment	13,494.4	23,648.4	496.0	24,144.4
Capital Outlay	1.4	35.4	0.0	35.4
Debt Service	0.0	0.0	0.0	0.0
Cost Allocation	(55,118.0)	(55,700.0)	0.0	(55,700.0)
Transfers	515.7	345.7	0.0	345.7

<b>Expenditure Categories Total:</b>	65,456.6	104,802.4	(13,167.5)	91,634.9
--------------------------------------	----------	-----------	------------	----------

<b>Fund DT2030-A Total:</b>	65,456.6	104,802.4	(13,167.5)	91,634.9
-----------------------------	----------	-----------	------------	----------

## Program Group Summary of Expenditures and Budget Request for Selected Funds

<b>Agency:</b>	Department of Transportation
<b>Program:</b>	Administration

	FY 2022 Actual	FY 2023 Expd. Plan	FY 2024 Fund. Issue	FY 2024 Total Request
--	-------------------	-----------------------	------------------------	--------------------------

<b>Fund:</b>	DT2030-N State Highway Fund (Non-Appropriated)
--------------	--

### Program Expenditures

#### COST CENTER/PROGRAM BUDGET UNIT

1-2	Transportation Support Services	102,601.0	2,774.0	0.0	2,774.0
1-3	Arizona Highways Magazine	0.0	0.0	0.0	0.0
	Total	102,601.0	2,774.0	0.0	2,774.0

### Non-Appropriated Funding

#### Expenditure Categories

FTE Positions	4.0	0.0	0.0	0.0
Personal Services	400.8	538.1	0.0	538.1
Employee Related Expenses	153.8	214.4	0.0	214.4
Professional and Outside Services	94.9	86.0	0.0	86.0
Travel In-State	0.3	2.0	0.0	2.0
Travel Out of State	0.4	0.0	0.0	0.0
Food	0.0	0.0	0.0	0.0
Aid to Organizations and Individuals	0.0	0.0	0.0	0.0
Other Operating Expenses	2,072.1	1,933.5	0.0	1,933.5
Equipment	4.1	0.0	0.0	0.0
Capital Outlay	99,874.6	0.0	0.0	0.0
Debt Service	0.0	0.0	0.0	0.0
Cost Allocation	0.0	0.0	0.0	0.0
Transfers	0.0	0.0	0.0	0.0

<b>Expenditure Categories Total:</b>	102,601.0	2,774.0	0.0	2,774.0
--------------------------------------	-----------	---------	-----	---------

<b>Fund DT2030-N Total:</b>	102,601.0	2,774.0	0.0	2,774.0
-----------------------------	-----------	---------	-----	---------

## Program Group Summary of Expenditures and Budget Request for Selected Funds

<b>Agency:</b>	Department of Transportation
<b>Program:</b>	Administration

	FY 2022 Actual	FY 2023 Expd. Plan	FY 2024 Fund. Issue	FY 2024 Total Request
--	-------------------	-----------------------	------------------------	--------------------------

<b>Fund:</b>	DT2031-N Arizona Highways Magazine Fund (Non-Appropriated)
--------------	--

### Program Expenditures

#### COST CENTER/PROGRAM BUDGET UNIT

1-2	Transportation Support Services	0.0	0.0	0.0	0.0
1-3	Arizona Highways Magazine	4,812.2	5,294.2	0.0	5,294.2
	Total	4,812.2	5,294.2	0.0	5,294.2

### Non-Appropriated Funding

#### Expenditure Categories

FTE Positions	16.0	0.0	0.0	0.0
Personal Services	1,149.0	1,287.9	0.0	1,287.9
Employee Related Expenses	432.4	489.7	0.0	489.7
Professional and Outside Services	497.7	330.2	0.0	330.2
Travel In-State	2.4	3.6	0.0	3.6
Travel Out of State	3.7	15.7	0.0	15.7
Food	0.0	0.0	0.0	0.0
Aid to Organizations and Individuals	0.0	0.0	0.0	0.0
Other Operating Expenses	2,718.4	3,158.0	0.0	3,158.0
Equipment	8.6	9.0	0.0	9.0
Capital Outlay	0.0	0.0	0.0	0.0
Debt Service	0.0	0.0	0.0	0.0
Cost Allocation	0.0	0.0	0.0	0.0
Transfers	0.0	0.0	0.0	0.0

<b>Expenditure Categories Total:</b>	4,812.2	5,294.2	0.0	5,294.2
--------------------------------------	---------	---------	-----	---------

<b>Fund DT2031-N Total:</b>	4,812.2	5,294.2	0.0	5,294.2
-----------------------------	---------	---------	-----	---------

## Program Group Summary of Expenditures and Budget Request for Selected Funds

<b>Agency:</b>	Department of Transportation
<b>Program:</b>	Administration

FY 2022	FY 2023	FY 2024	FY 2024
Actual	Expd. Plan	Fund. Issue	Total Request

<b>Fund:</b>	DT2071-A Transportation Department Equipment Fund (Appropriated)
--------------	--

### Program Expenditures

#### COST CENTER/PROGRAM BUDGET UNIT

1-2	Transportation Support Services	0.0	0.0	(6,000.0)	(6,000.0)
1-10	SLI FY 2023 Salary Increase	0.0	1,068.9	(1,068.9)	0.0
	Total	0.0	1,068.9	(7,068.9)	(6,000.0)

### Appropriated Funding

#### Expenditure Categories

FTE Positions	0.0	0.0	0.0	0.0
Personal Services	0.0	876.2	(872.4)	3.8
Employee Related Expenses	0.0	192.7	(196.5)	(3.8)
Professional and Outside Services	0.0	0.0	0.0	0.0
Travel In-State	0.0	0.0	0.0	0.0
Travel Out of State	0.0	0.0	0.0	0.0
Food	0.0	0.0	0.0	0.0
Aid to Organizations and Individuals	0.0	0.0	0.0	0.0
Other Operating Expenses	0.0	0.0	(6,000.0)	(6,000.0)
Equipment	0.0	0.0	0.0	0.0
Capital Outlay	0.0	0.0	0.0	0.0
Debt Service	0.0	0.0	0.0	0.0
Cost Allocation	0.0	0.0	0.0	0.0
Transfers	0.0	0.0	0.0	0.0

<b>Expenditure Categories Total:</b>	0.0	1,068.9	(7,068.9)	(6,000.0)
--------------------------------------	-----	---------	-----------	-----------

<b>Fund DT2071-A Total:</b>	0.0	1,068.9	(7,068.9)	(6,000.0)
-----------------------------	-----	---------	-----------	-----------



## Program Group Summary of Expenditures and Budget Request for Selected Funds

<b>Agency:</b>	Department of Transportation
<b>Program:</b>	Administration

FY 2022	FY 2023	FY 2024	FY 2024
Actual	Expd. Plan	Fund. Issue	Total Request

<b>Fund:</b>	DT2097-N ADOT Federal Programs Fund (Non-Appropriated)
--------------	--

### Program Expenditures

#### COST CENTER/PROGRAM BUDGET UNIT

1-2	Transportation Support Services	369.3	0.0	0.0	0.0
	Total	369.3	0.0	0.0	0.0

### Non-Appropriated Funding

#### Expenditure Categories

Personal Services	0.0	0.0	0.0	0.0
Employee Related Expenses	0.0	0.0	0.0	0.0
Professional and Outside Services	0.0	0.0	0.0	0.0
Travel In-State	0.0	0.0	0.0	0.0
Travel Out of State	0.0	0.0	0.0	0.0
Food	0.0	0.0	0.0	0.0
Aid to Organizations and Individuals	0.0	0.0	0.0	0.0
Other Operating Expenses	0.0	0.0	0.0	0.0
Equipment	0.0	0.0	0.0	0.0
Capital Outlay	369.3	0.0	0.0	0.0
Debt Service	0.0	0.0	0.0	0.0
Cost Allocation	0.0	0.0	0.0	0.0
Transfers	0.0	0.0	0.0	0.0

<b>Expenditure Categories Total:</b>	369.3	0.0	0.0	0.0
--------------------------------------	-------	-----	-----	-----

<b>Fund DT2097-N Total:</b>	369.3	0.0	0.0	0.0
-----------------------------	-------	-----	-----	-----

## Program Group Summary of Expenditures and Budget Request for Selected Funds

<b>Agency:</b>	Department of Transportation
<b>Program:</b>	Administration

	FY 2022 Actual	FY 2023 Expd. Plan	FY 2024 Fund. Issue	FY 2024 Total Request
--	-------------------	-----------------------	------------------------	--------------------------

<b>Fund:</b>	DT2226-A Air Quality Fund (Appropriated)
--------------	--

### Program Expenditures

#### COST CENTER/PROGRAM BUDGET UNIT

1-2	Transportation Support Services	0.1	0.2	0.0	0.2
	Total	0.1	0.2	0.0	0.2

### Appropriated Funding

#### Expenditure Categories

Personal Services	0.0	0.0	0.0	0.0
Employee Related Expenses	0.0	0.0	0.0	0.0
Professional and Outside Services	0.0	0.0	0.0	0.0
Travel In-State	0.0	0.0	0.0	0.0
Travel Out of State	0.0	0.0	0.0	0.0
Food	0.0	0.0	0.0	0.0
Aid to Organizations and Individuals	0.0	0.0	0.0	0.0
Other Operating Expenses	0.1	0.2	0.0	0.2
Equipment	0.0	0.0	0.0	0.0
Capital Outlay	0.0	0.0	0.0	0.0
Debt Service	0.0	0.0	0.0	0.0
Cost Allocation	0.0	0.0	0.0	0.0
Transfers	0.0	0.0	0.0	0.0

<b>Expenditure Categories Total:</b>	0.1	0.2	0.0	0.2
--------------------------------------	-----	-----	-----	-----

<b>Fund DT2226-A Total:</b>	0.1	0.2	0.0	0.2
-----------------------------	-----	-----	-----	-----

## Program Group Summary of Expenditures and Budget Request for Selected Funds

<b>Agency:</b>	Department of Transportation
<b>Program:</b>	Administration

FY 2022	FY 2023	FY 2024	FY 2024
Actual	Expd. Plan	Fund. Issue	Total Request

<b>Fund:</b>	DT2272-A Vehicle Inspection and Certificate of Title Enforcement Fund (Appropriated)
--------------	--

### Program Expenditures

#### COST CENTER/PROGRAM BUDGET UNIT

1-2	Transportation Support Services	0.8	0.8	0.0	0.8
1-10	SLI FY 2023 Salary Increase	0.0	152.0	(152.0)	0.0
	Total	0.8	152.8	(152.0)	0.8

### Appropriated Funding

#### Expenditure Categories

FTE Positions	0.0	0.0	0.0	0.0
Personal Services	0.0	124.6	(124.1)	0.5
Employee Related Expenses	0.0	27.4	(27.9)	(0.5)
Professional and Outside Services	0.0	0.0	0.0	0.0
Travel In-State	0.0	0.0	0.0	0.0
Travel Out of State	0.0	0.0	0.0	0.0
Food	0.0	0.0	0.0	0.0
Aid to Organizations and Individuals	0.0	0.0	0.0	0.0
Other Operating Expenses	0.8	0.8	0.0	0.8
Equipment	0.0	0.0	0.0	0.0
Capital Outlay	0.0	0.0	0.0	0.0
Debt Service	0.0	0.0	0.0	0.0
Cost Allocation	0.0	0.0	0.0	0.0
Transfers	0.0	0.0	0.0	0.0

<b>Expenditure Categories Total:</b>	0.8	152.8	(152.0)	0.8
--------------------------------------	-----	-------	---------	-----

<b>Fund DT2272-A Total:</b>	0.8	152.8	(152.0)	0.8
-----------------------------	-----	-------	---------	-----

## Program Group Summary of Expenditures and Budget Request for Selected Funds

<b>Agency:</b>	Department of Transportation
<b>Program:</b>	Administration

	FY 2022 Actual	FY 2023 Expd. Plan	FY 2024 Fund. Issue	FY 2024 Total Request
--	-------------------	-----------------------	------------------------	--------------------------

<b>Fund:</b>	DT2285-A Motor Vehicle Liability Insurance Enforcement Fund (Appropriated)
--------------	--

### Program Expenditures

#### COST CENTER/PROGRAM BUDGET UNIT

1-2	Transportation Support Services	1.2	933.5	(931.9)	1.6
1-10	SLI FY 2023 Salary Increase	0.0	149.1	(149.1)	0.0
	Total	1.2	1,082.6	(1,081.0)	1.6

### Appropriated Funding

#### Expenditure Categories

FTE Positions	0.0	0.0	0.0	0.0
Personal Services	0.0	122.2	(121.7)	0.5
Employee Related Expenses	0.0	26.9	(27.4)	(0.5)
Professional and Outside Services	0.0	0.0	0.0	0.0
Travel In-State	0.0	0.0	0.0	0.0
Travel Out of State	0.0	0.0	0.0	0.0
Food	0.0	0.0	0.0	0.0
Aid to Organizations and Individuals	0.0	0.0	0.0	0.0
Other Operating Expenses	1.2	933.5	(931.9)	1.6
Equipment	0.0	0.0	0.0	0.0
Capital Outlay	0.0	0.0	0.0	0.0
Debt Service	0.0	0.0	0.0	0.0
Cost Allocation	0.0	0.0	0.0	0.0
Transfers	0.0	0.0	0.0	0.0

<b>Expenditure Categories Total:</b>	1.2	1,082.6	(1,081.0)	1.6
--------------------------------------	-----	---------	-----------	-----

<b>Fund DT2285-A Total:</b>	1.2	1,082.6	(1,081.0)	1.6
-----------------------------	-----	---------	-----------	-----

## Program Group Summary of Expenditures and Budget Request for Selected Funds

<b>Agency:</b>	Department of Transportation
<b>Program:</b>	Administration

FY 2022	FY 2023	FY 2024	FY 2024
Actual	Expd. Plan	Fund. Issue	Total Request

<b>Fund:</b>	DT2417-A Highway Expansion & Extension Loan Program Fund (Appropriated)
--------------	---

### Program Expenditures

#### COST CENTER/PROGRAM BUDGET UNIT

1-2	Transportation Support Services	1,220.8	0.0	0.0	0.0
	Total	1,220.8	0.0	0.0	0.0

### Appropriated Funding

#### Expenditure Categories

Personal Services	0.0	0.0	0.0	0.0
Employee Related Expenses	0.0	0.0	0.0	0.0
Professional and Outside Services	0.0	0.0	0.0	0.0
Travel In-State	0.0	0.0	0.0	0.0
Travel Out of State	0.0	0.0	0.0	0.0
Food	0.0	0.0	0.0	0.0
Aid to Organizations and Individuals	0.0	0.0	0.0	0.0
Other Operating Expenses	0.0	0.0	0.0	0.0
Equipment	0.0	0.0	0.0	0.0
Capital Outlay	0.0	0.0	0.0	0.0
Debt Service	0.0	0.0	0.0	0.0
Cost Allocation	0.0	0.0	0.0	0.0
Transfers	1,220.8	0.0	0.0	0.0

<b>Expenditure Categories Total:</b>	1,220.8	0.0	0.0	0.0
--------------------------------------	---------	-----	-----	-----

<b>Fund DT2417-A Total:</b>	1,220.8	0.0	0.0	0.0
-----------------------------	---------	-----	-----	-----

## Program Group Summary of Expenditures and Budget Request for Selected Funds

<b>Agency:</b>	Department of Transportation
<b>Program:</b>	Administration

FY 2022	FY 2023	FY 2024	FY 2024
Actual	Expd. Plan	Fund. Issue	Total Request

<b>Fund:</b>	DT2449-N Employee Recognition Fund (Non-Appropriated)
--------------	---

### Program Expenditures

#### COST CENTER/PROGRAM BUDGET UNIT

1-2	Transportation Support Services	7.6	13.0	0.0	13.0
	Total	7.6	13.0	0.0	13.0

### Non-Appropriated Funding

#### Expenditure Categories

Personal Services	0.0	0.0	0.0	0.0
Employee Related Expenses	0.0	0.0	0.0	0.0
Professional and Outside Services	0.0	0.0	0.0	0.0
Travel In-State	0.0	0.0	0.0	0.0
Travel Out of State	0.0	0.0	0.0	0.0
Food	0.0	0.0	0.0	0.0
Aid to Organizations and Individuals	0.0	0.0	0.0	0.0
Other Operating Expenses	7.6	13.0	0.0	13.0
Equipment	0.0	0.0	0.0	0.0
Capital Outlay	0.0	0.0	0.0	0.0
Debt Service	0.0	0.0	0.0	0.0
Cost Allocation	0.0	0.0	0.0	0.0
Transfers	0.0	0.0	0.0	0.0

<b>Expenditure Categories Total:</b>	7.6	13.0	0.0	13.0
--------------------------------------	-----	------	-----	------

<b>Fund DT2449-N Total:</b>	7.6	13.0	0.0	13.0
-----------------------------	-----	------	-----	------

## Program Group Summary of Expenditures and Budget Request for Selected Funds

<b>Agency:</b>	Department of Transportation
<b>Program:</b>	Administration

FY 2022	FY 2023	FY 2024	FY 2024
Actual	Expd. Plan	Fund. Issue	Total Request

<b>Fund:</b>	DT2463-N Grant Anticipation Notes Fund (Non-Appropriated)
--------------	---

### Program Expenditures

#### COST CENTER/PROGRAM BUDGET UNIT

1-2	Transportation Support Services	59,959.5	0.0	0.0	0.0
	Total	59,959.5	0.0	0.0	0.0

### Non-Appropriated Funding

#### Expenditure Categories

Personal Services	0.0	0.0	0.0	0.0
Employee Related Expenses	0.0	0.0	0.0	0.0
Professional and Outside Services	0.0	0.0	0.0	0.0
Travel In-State	0.0	0.0	0.0	0.0
Travel Out of State	0.0	0.0	0.0	0.0
Food	0.0	0.0	0.0	0.0
Aid to Organizations and Individuals	0.0	0.0	0.0	0.0
Other Operating Expenses	0.0	0.0	0.0	0.0
Equipment	0.0	0.0	0.0	0.0
Capital Outlay	59,959.5	0.0	0.0	0.0
Debt Service	0.0	0.0	0.0	0.0
Cost Allocation	0.0	0.0	0.0	0.0
Transfers	0.0	0.0	0.0	0.0

<b>Expenditure Categories Total:</b>	59,959.5	0.0	0.0	0.0
--------------------------------------	----------	-----	-----	-----

<b>Fund DT2463-N Total:</b>	59,959.5	0.0	0.0	0.0
-----------------------------	----------	-----	-----	-----

## Program Group Summary of Expenditures and Budget Request for Selected Funds

<b>Agency:</b>	Department of Transportation
<b>Program:</b>	Administration

	FY 2022 Actual	FY 2023 Expd. Plan	FY 2024 Fund. Issue	FY 2024 Total Request
--	-------------------	-----------------------	------------------------	--------------------------

<b>Fund:</b>	DT2500-N IGA and ISA Fund (Non-Appropriated)
--------------	--

### Program Expenditures

#### COST CENTER/PROGRAM BUDGET UNIT

1-2	Transportation Support Services	1,028.2	583.9	0.0	583.9
	Total	1,028.2	583.9	0.0	583.9

### Non-Appropriated Funding

#### Expenditure Categories

FTE Positions	3.0	0.0	0.0	0.0
Personal Services	182.0	220.9	0.0	220.9
Employee Related Expenses	76.8	106.1	0.0	106.1
Professional and Outside Services	74.9	251.9	0.0	251.9
Travel In-State	0.0	0.0	0.0	0.0
Travel Out of State	0.0	0.0	0.0	0.0
Food	0.0	0.0	0.0	0.0
Aid to Organizations and Individuals	2.9	0.0	0.0	0.0
Other Operating Expenses	591.0	5.0	0.0	5.0
Equipment	0.0	0.0	0.0	0.0
Capital Outlay	0.0	0.0	0.0	0.0
Debt Service	0.0	0.0	0.0	0.0
Cost Allocation	100.6	0.0	0.0	0.0
Transfers	0.0	0.0	0.0	0.0

<b>Expenditure Categories Total:</b>	1,028.2	583.9	0.0	583.9
--------------------------------------	---------	-------	-----	-------

<b>Fund DT2500-N Total:</b>	1,028.2	583.9	0.0	583.9
-----------------------------	---------	-------	-----	-------



## Program Group Summary of Expenditures and Budget Request for Selected Funds

<b>Agency:</b>	Department of Transportation
<b>Program:</b>	Administration

	FY 2022 Actual	FY 2023 Expd. Plan	FY 2024 Fund. Issue	FY 2024 Total Request
--	-------------------	-----------------------	------------------------	--------------------------

<b>Fund:</b>	DT2609-A Motor Vehicle Dealer Enforcement Fund (Appropriated)
--------------	---

### Program Expenditures

#### COST CENTER/PROGRAM BUDGET UNIT

1-2	Transportation Support Services	84.0	0.0	0.0	0.0
	Total	84.0	0.0	0.0	0.0

### Appropriated Funding

#### Expenditure Categories

Personal Services	0.0	0.0	0.0	0.0
Employee Related Expenses	0.0	0.0	0.0	0.0
Professional and Outside Services	0.0	0.0	0.0	0.0
Travel In-State	0.0	0.0	0.0	0.0
Travel Out of State	0.0	0.0	0.0	0.0
Food	0.0	0.0	0.0	0.0
Aid to Organizations and Individuals	0.0	0.0	0.0	0.0
Other Operating Expenses	0.0	0.0	0.0	0.0
Equipment	0.0	0.0	0.0	0.0
Capital Outlay	0.0	0.0	0.0	0.0
Debt Service	0.0	0.0	0.0	0.0
Cost Allocation	0.0	0.0	0.0	0.0
Transfers	84.0	0.0	0.0	0.0

<b>Expenditure Categories Total:</b>	84.0	0.0	0.0	0.0
--------------------------------------	------	-----	-----	-----

<b>Fund DT2609-A Total:</b>	84.0	0.0	0.0	0.0
-----------------------------	------	-----	-----	-----

## Program Group Summary of Expenditures and Budget Request for Selected Funds

<b>Agency:</b>	Department of Transportation
<b>Program:</b>	Administration

FY 2022	FY 2023	FY 2024	FY 2024
Actual	Expd. Plan	Fund. Issue	Total Request

<b>Fund:</b>	DT2980-N Governor's Emergency Education Relief Fund (Non-Appropriated)
--------------	--

### Program Expenditures

#### COST CENTER/PROGRAM BUDGET UNIT

1-2	Transportation Support Services	(60.1)	0.0	0.0	0.0
	Total	(60.1)	0.0	0.0	0.0

### Non-Appropriated Funding

#### Expenditure Categories

Personal Services	0.0	0.0	0.0	0.0
Employee Related Expenses	0.0	0.0	0.0	0.0
Professional and Outside Services	0.0	0.0	0.0	0.0
Travel In-State	0.0	0.0	0.0	0.0
Travel Out of State	0.0	0.0	0.0	0.0
Food	0.0	0.0	0.0	0.0
Aid to Organizations and Individuals	0.0	0.0	0.0	0.0
Other Operating Expenses	0.0	0.0	0.0	0.0
Equipment	0.0	0.0	0.0	0.0
Capital Outlay	0.0	0.0	0.0	0.0
Debt Service	0.0	0.0	0.0	0.0
Cost Allocation	(60.1)	0.0	0.0	0.0
Transfers	0.0	0.0	0.0	0.0

<b>Expenditure Categories Total:</b>	(60.1)	0.0	0.0	0.0
--------------------------------------	--------	-----	-----	-----

<b>Fund DT2980-N Total:</b>	(60.1)	0.0	0.0	0.0
-----------------------------	--------	-----	-----	-----

## Program Group Summary of Expenditures and Budget Request for Selected Funds

<b>Agency:</b>	Department of Transportation
<b>Program:</b>	Administration

FY 2022	FY 2023	FY 2024	FY 2024
Actual	Expd. Plan	Fund. Issue	Total Request

<b>Fund:</b>	DT2985-N ADOT Coronavirus State and Local Fiscal Recovery Fund (Non-Appropriated)
--------------	---

### Program Expenditures

#### COST CENTER/PROGRAM BUDGET UNIT

1-2	Transportation Support Services	3,297.1	0.0	0.0	0.0
	Total	3,297.1	0.0	0.0	0.0

### Non-Appropriated Funding

#### Expenditure Categories

Personal Services	82.0	0.0	0.0	0.0
Employee Related Expenses	0.1	0.0	0.0	0.0
Professional and Outside Services	0.0	0.0	0.0	0.0
Travel In-State	0.0	0.0	0.0	0.0
Travel Out of State	0.0	0.0	0.0	0.0
Food	0.0	0.0	0.0	0.0
Aid to Organizations and Individuals	0.0	0.0	0.0	0.0
Other Operating Expenses	0.0	0.0	0.0	0.0
Equipment	0.0	0.0	0.0	0.0
Capital Outlay	0.0	0.0	0.0	0.0
Debt Service	0.0	0.0	0.0	0.0
Cost Allocation	3,215.0	0.0	0.0	0.0
Transfers	0.0	0.0	0.0	0.0

<b>Expenditure Categories Total:</b>	3,297.1	0.0	0.0	0.0
--------------------------------------	---------	-----	-----	-----

<b>Fund DT2985-N Total:</b>	3,297.1	0.0	0.0	0.0
-----------------------------	---------	-----	-----	-----

## Program Group Summary of Expenditures and Budget Request for Selected Funds

<b>Agency:</b>	Department of Transportation
<b>Program:</b>	Administration

	FY 2022 Actual	FY 2023 Expd. Plan	FY 2024 Fund. Issue	FY 2024 Total Request
--	-------------------	-----------------------	------------------------	--------------------------

<b>Fund:</b>	DT3113-A Highway User Revenue Fund (Appropriated)
--------------	---

### Program Expenditures

#### COST CENTER/PROGRAM BUDGET UNIT

1-2	Transportation Support Services	16.9	28.6	0.0	28.6
1-10	SLI FY 2023 Salary Increase	0.0	52.7	(52.7)	0.0
	Total	16.9	81.3	(52.7)	28.6

### Appropriated Funding

#### Expenditure Categories

FTE Positions	0.0	0.0	0.0	0.0
Personal Services	0.0	43.2	(43.0)	0.2
Employee Related Expenses	0.0	9.5	(9.7)	(0.2)
Professional and Outside Services	0.0	0.0	0.0	0.0
Travel In-State	0.0	0.0	0.0	0.0
Travel Out of State	0.0	0.0	0.0	0.0
Food	0.0	0.0	0.0	0.0
Aid to Organizations and Individuals	0.0	0.0	0.0	0.0
Other Operating Expenses	16.9	28.6	0.0	28.6
Equipment	0.0	0.0	0.0	0.0
Capital Outlay	0.0	0.0	0.0	0.0
Debt Service	0.0	0.0	0.0	0.0
Cost Allocation	0.0	0.0	0.0	0.0
Transfers	0.0	0.0	0.0	0.0

<b>Expenditure Categories Total:</b>	16.9	81.3	(52.7)	28.6
--------------------------------------	------	------	--------	------

<b>Fund DT3113-A Total:</b>	16.9	81.3	(52.7)	28.6
-----------------------------	------	------	--------	------

## Program Group Summary of Expenditures and Budget Request for Selected Funds

<b>Agency:</b>	Department of Transportation
<b>Program:</b>	Administration

	FY 2022 Actual	FY 2023 Expd. Plan	FY 2024 Fund. Issue	FY 2024 Total Request
--	-------------------	-----------------------	------------------------	--------------------------

<b>Fund:</b>	DT3113-N Highway User Revenue Fund (Non-Appropriated)
--------------	---

### Program Expenditures

#### COST CENTER/PROGRAM BUDGET UNIT

1-2	Transportation Support Services	838,458.1	0.0	0.0	0.0
	Total	838,458.1	0.0	0.0	0.0

### Non-Appropriated Funding

#### Expenditure Categories

Personal Services	0.0	0.0	0.0	0.0
Employee Related Expenses	0.0	0.0	0.0	0.0
Professional and Outside Services	0.0	0.0	0.0	0.0
Travel In-State	0.0	0.0	0.0	0.0
Travel Out of State	0.0	0.0	0.0	0.0
Food	0.0	0.0	0.0	0.0
Aid to Organizations and Individuals	838,458.1	0.0	0.0	0.0
Other Operating Expenses	0.0	0.0	0.0	0.0
Equipment	0.0	0.0	0.0	0.0
Capital Outlay	0.0	0.0	0.0	0.0
Debt Service	0.0	0.0	0.0	0.0
Cost Allocation	0.0	0.0	0.0	0.0
Transfers	0.0	0.0	0.0	0.0

<b>Expenditure Categories Total:</b>	838,458.1	0.0	0.0	0.0
--------------------------------------	-----------	-----	-----	-----

<b>Fund DT3113-N Total:</b>	838,458.1	0.0	0.0	0.0
-----------------------------	-----------	-----	-----	-----

## Program Group Summary of Expenditures and Budget Request for Selected Funds

<b>Agency:</b>	Department of Transportation
<b>Program:</b>	Administration

	FY 2022 Actual	FY 2023 Expd. Plan	FY 2024 Fund. Issue	FY 2024 Total Request
--	-------------------	-----------------------	------------------------	--------------------------

<b>Fund:</b>	DT4072-A State Fleet Vehicle Replacement Fund (Appropriated)
--------------	--

### Program Expenditures

#### COST CENTER/PROGRAM BUDGET UNIT

1-8	SLI Vehicle License Tax Deposit	0.0	0.0	0.0	0.0
	Total	0.0	0.0	0.0	0.0

### Appropriated Funding

#### Expenditure Categories

Personal Services	0.0	0.0	0.0	0.0
Employee Related Expenses	0.0	0.0	0.0	0.0
Professional and Outside Services	0.0	0.0	0.0	0.0
Travel In-State	0.0	0.0	0.0	0.0
Travel Out of State	0.0	0.0	0.0	0.0
Food	0.0	0.0	0.0	0.0
Aid to Organizations and Individuals	0.0	0.0	0.0	0.0
Other Operating Expenses	0.0	0.0	0.0	0.0
Equipment	0.0	0.0	0.0	0.0
Capital Outlay	0.0	0.0	0.0	0.0
Debt Service	0.0	0.0	0.0	0.0
Cost Allocation	0.0	0.0	0.0	0.0
Transfers	0.0	0.0	0.0	0.0

<b>Expenditure Categories Total:</b>	0.0	0.0	0.0	0.0
--------------------------------------	-----	-----	-----	-----

<b>Fund DT4072-A Total:</b>	0.0	0.0	0.0	0.0
-----------------------------	-----	-----	-----	-----

## Program Group Summary of Expenditures and Budget Request for Selected Funds

<b>Agency:</b>	Department of Transportation
<b>Program:</b>	Administration

FY 2022	FY 2023	FY 2024	FY 2024
Actual	Expd. Plan	Fund. Issue	Total Request

<b>Fund:</b>	DT5004-N State Highway Fund Bonds Debt Service Fund (Non-Appropriated)
--------------	--

### Program Expenditures

#### COST CENTER/PROGRAM BUDGET UNIT

1-2	Transportation Support Services	139,787.0	0.0	0.0	0.0
	Total	139,787.0	0.0	0.0	0.0

### Non-Appropriated Funding

#### Expenditure Categories

Personal Services	0.0	0.0	0.0	0.0
Employee Related Expenses	0.0	0.0	0.0	0.0
Professional and Outside Services	0.0	0.0	0.0	0.0
Travel In-State	0.0	0.0	0.0	0.0
Travel Out of State	0.0	0.0	0.0	0.0
Food	0.0	0.0	0.0	0.0
Aid to Organizations and Individuals	0.0	0.0	0.0	0.0
Other Operating Expenses	0.0	0.0	0.0	0.0
Equipment	0.0	0.0	0.0	0.0
Capital Outlay	139,787.0	0.0	0.0	0.0
Debt Service	0.0	0.0	0.0	0.0
Cost Allocation	0.0	0.0	0.0	0.0
Transfers	0.0	0.0	0.0	0.0

<b>Expenditure Categories Total:</b>	139,787.0	0.0	0.0	0.0
--------------------------------------	-----------	-----	-----	-----

<b>Fund DT5004-N Total:</b>	139,787.0	0.0	0.0	0.0
-----------------------------	-----------	-----	-----	-----

## Program Group Summary of Expenditures and Budget Request for Selected Funds

<b>Agency:</b>	Department of Transportation
<b>Program:</b>	Administration

	FY 2022 Actual	FY 2023 Expd. Plan	FY 2024 Fund. Issue	FY 2024 Total Request
--	-------------------	-----------------------	------------------------	--------------------------

<b>Fund:</b>	DT5008-N Regional Area Road Fund Debt Service Fund (Non-Appropriated)
--------------	---

### Program Expenditures

#### COST CENTER/PROGRAM BUDGET UNIT

1-2	Transportation Support Services	143,256.6	0.0	0.0	0.0
	Total	143,256.6	0.0	0.0	0.0

### Non-Appropriated Funding

#### Expenditure Categories

Personal Services	0.0	0.0	0.0	0.0
Employee Related Expenses	0.0	0.0	0.0	0.0
Professional and Outside Services	0.0	0.0	0.0	0.0
Travel In-State	0.0	0.0	0.0	0.0
Travel Out of State	0.0	0.0	0.0	0.0
Food	0.0	0.0	0.0	0.0
Aid to Organizations and Individuals	0.0	0.0	0.0	0.0
Other Operating Expenses	0.0	0.0	0.0	0.0
Equipment	0.0	0.0	0.0	0.0
Capital Outlay	143,256.6	0.0	0.0	0.0
Debt Service	0.0	0.0	0.0	0.0
Cost Allocation	0.0	0.0	0.0	0.0
Transfers	0.0	0.0	0.0	0.0

<b>Expenditure Categories Total:</b>	143,256.6	0.0	0.0	0.0
--------------------------------------	-----------	-----	-----	-----

<b>Fund DT5008-N Total:</b>	143,256.6	0.0	0.0	0.0
-----------------------------	-----------	-----	-----	-----

<b>Program 1 Total:</b>	1,625,757.9	117,455.7	(20,765.8)	96,689.9
-------------------------	-------------	-----------	------------	----------



## Program Budget Unit Summary of Expenditures and Budget Request for All Funds

<b>Agency:</b>	Department of Transportation
<b>Program:</b>	Director's Office/Transportation Board

Expenditure Categories		FY 2022	FY 2023	FY 2024	FY 2024
		Actual	Expd. Plan	Fund. Issue	Total Request
0000	FTE	7.0	0.0	0.0	0.0
6000	Personal Services	575.0	661.0	51.8	712.8
6100	Employee Related Expenses	167.6	230.0	11.7	241.7
6200	Professional and Outside Services	51.6	346.0	0.0	346.0
6500	Travel In-State	13.8	12.0	0.0	12.0
6600	Travel Out of State	1.2	5.0	0.0	5.0
6700	Food	0.0	0.0	0.0	0.0
6800	Aid to Organizations and Individuals	0.0	0.0	0.0	0.0
7000	Other Operating Expenses	70.4	564.0	0.0	564.0
8000	Equipment	0.8	0.0	0.0	0.0
8100	Capital Outlay	0.0	0.0	0.0	0.0
8600	Debt Service	0.0	0.0	0.0	0.0
9000	Cost Allocation	0.0	0.0	0.0	0.0
9100	Transfers	0.0	0.0	0.0	0.0
Expenditure Categories Total:		880.4	1,818.0	63.5	1,881.5
Fund Source					
Appropriated Funds					
DT2030-A State Highway Fund (Appropriated)		880.4	1,818.0	63.5	1,881.5
		880.4	1,818.0	63.5	1,881.5
Fund Source Total:		880.4	1,818.0	63.5	1,881.5

## Program Budget Unit Summary of Expenditures and Budget Request for Selected Funds

**Agency:** Department of Transportation

FY 2022 Actual	FY 2023 Expd. Plan	FY 2024 Fund. Issue	FY 2024 Total Request
-------------------	-----------------------	------------------------	--------------------------

**Program:** Director's Office/Transportation Board

**Fund:** DT2030-A State Highway Fund

**Appropriated**

0000	FTE	7.0	0.0	0.0	0.0
6000	Personal Services	575.0	661.0	51.8	712.8
6100	Employee Related Expenses	167.6	230.0	11.7	241.7
6200	Professional and Outside Services	51.6	346.0	0.0	346.0
6500	Travel In-State	13.8	12.0	0.0	12.0
6600	Travel Out of State	1.2	5.0	0.0	5.0
6700	Food	0.0	0.0	0.0	0.0
6800	Aid to Organizations and Individuals	0.0	0.0	0.0	0.0
7000	Other Operating Expenses	70.4	564.0	0.0	564.0
8000	Equipment	0.8	0.0	0.0	0.0
8100	Capital Outlay	0.0	0.0	0.0	0.0
8600	Debt Service	0.0	0.0	0.0	0.0
9000	Cost Allocation	0.0	0.0	0.0	0.0
9100	Transfers	0.0	0.0	0.0	0.0

<b>Appropriated Total:</b>		880.4	1,818.0	63.5	1,881.5
----------------------------	--	-------	---------	------	---------

<b>Fund Total:</b>		880.4	1,818.0	63.5	1,881.5
--------------------	--	-------	---------	------	---------

<b>Program Total For Selected Funds:</b>		880.4	1,818.0	63.5	1,881.5
--	--	-------	---------	------	---------

## Program Expenditure Schedule

<b>Agency:</b>	Department of Transportation
<b>Program:</b>	Director's Office/Transportation Board

	FY 2022 Actual	FY 2023 Expd. Plan
FTE	7.0	0.0
<b>Expenditure Category Total</b>	<b>7.0</b>	<b>0.0</b>
<b>Appropriated</b>		
DT2030-A State Highway Fund (Appropriated)	7.0	0.0
<b>Fund Source Total</b>	<b>7.0</b>	<b>0.0</b>
Personal Services	568.5	661.0
Boards and Commissions	6.5	0.0
<b>Expenditure Category Total</b>	<b>575.0</b>	<b>661.0</b>
<b>Appropriated</b>		
DT2030-A State Highway Fund (Appropriated)	575.0	661.0
<b>Fund Source Total</b>	<b>575.0</b>	<b>661.0</b>
Employee Related Expenses	167.6	230.0
<b>Expenditure Category Total</b>	<b>167.6</b>	<b>230.0</b>
<b>Appropriated</b>		
DT2030-A State Highway Fund (Appropriated)	167.6	230.0
<b>Fund Source Total</b>	<b>167.6</b>	<b>230.0</b>
Professional and Outside Services		346.0
External Prof/Outside Serv Budg And Appn	0.0	
External Investment Services	0.0	
Other External Financial Services	0.0	
Attorney General Legal Services	0.0	
External Legal Services	3.3	
External Engineer/Architect Cost - Exp	0.0	
External Engineer/Architect Cost- Cap	0.0	
Other Design	0.0	
Temporary Agency Services	0.0	
Hospital Services	0.0	
Other Medical Services	0.0	
Institutional Care	0.0	
Education And Training	0.0	
Vendor Travel	0.0	
Professional & Outside Services Excluded from Cost Alloca	0.0	
Vendor Travel - Non Reportable	0.0	
External Telecom Consulting Services	0.0	
Costs related to those in custody of the State	0.0	
Non - Confidential Specialist Fees	0.0	
Confidential Specialist Fees	0.0	
Outside Actuarial Costs	0.0	
Other Professional And Outside Services	48.3	

## Program Expenditure Schedule

<b>Agency:</b>	Department of Transportation
<b>Program:</b>	Director's Office/Transportation Board

	FY 2022 Actual	FY 2023 Expd. Plan
<b>Expenditure Category Total</b>	<b>51.6</b>	<b>346.0</b>
<b>Appropriated</b>		
DT2030-A State Highway Fund (Appropriated)	51.6	346.0
<b>Fund Source Total</b>	<b>51.6</b>	<b>346.0</b>
Travel In-State	13.8	12.0
<b>Expenditure Category Total</b>	<b>13.8</b>	<b>12.0</b>
<b>Appropriated</b>		
DT2030-A State Highway Fund (Appropriated)	13.8	12.0
<b>Fund Source Total</b>	<b>13.8</b>	<b>12.0</b>
Travel Out of State	1.2	5.0
<b>Expenditure Category Total</b>	<b>1.2</b>	<b>5.0</b>
<b>Appropriated</b>		
DT2030-A State Highway Fund (Appropriated)	1.2	5.0
<b>Fund Source Total</b>	<b>1.2</b>	<b>5.0</b>
Food	0.0	0.0
<b>Expenditure Category Total</b>	<b>0.0</b>	<b>0.0</b>
Aid to Organizations and Individuals	0.0	0.0
<b>Expenditure Category Total</b>	<b>0.0</b>	<b>0.0</b>
Other Operating Expenses		564.0
Other Operating Expenditures Budg Approp	0.0	
Other Operating Expenditures Excluded from Cost Allocati	0.0	
Risk Management Charges To State Agency	0.0	
Risk Management Deductible - Indemnity	0.0	
Risk Management Deductible - Legal	0.0	
Risk Management Deductible - Medical	0.0	
Risk Management Deductible - Other	0.0	
Gen Liab- Non Physical-Taxable- Self Ins	0.0	
Gross Proceeds Payments To Attorneys	0.0	
General Liability- Non-Taxable- Self Ins	0.0	
Medical Malpractice - Self-Insured	0.0	
Automobile Liability - Self Insured	0.0	
General Property Damage - Self- Insured	0.0	
Automobile Physical Damage-Self Insured	0.0	
Liability Insurance Premiums	0.0	
Property Insurance Premiums	0.0	
Workers Compensation Benefit Payments	0.0	
Self Insurance - Administrative Fees	0.0	
Self Insurance - Premiums	0.0	
Self Insurance - Claim Payments	0.0	
Self Insurance - Pharmacy Claims	0.0	
Premium Tax On Altcs	0.0	

## Program Expenditure Schedule

<b>Agency:</b>	<b>Department of Transportation</b>
<b>Program:</b>	<b>Director's Office/Transportation Board</b>

	<u>FY 2022 Actual</u>	<u>FY 2023 Expd. Plan</u>
Other Insurance-Related Charges	0.0	
Internal Service Data Processing	0.0	
Internal Service Data Proc- Pc/Lan	0.0	
External Programming-Mainframe/Legacy	0.0	
External Programming- Pc/Lan/Serv/Web	0.0	
External Data Entry	0.0	
Othr External Data Proc-Mainframe/Legacy	0.0	
Othr External Data Proc-Pc/Lan/Serv/Web	0.0	
Pmt for AFIS Development & Usage	0.0	
Internal Service Telecommunications	0.0	
External Telecom Long Distance-In-State	0.0	
External Telecom Long Distance-Out-State	0.0	
Other External Telecommunication Service	0.0	
Electricity	0.0	
Sanitation Waste Disposal	0.0	
Water	0.0	
Gas And Fuel Oil For Buildings	0.0	
Other Utilities	0.0	
Building Rent Charges To State Agencies	0.0	
Priv Lease To Own Bld Rent Chrgs To Agy	0.0	
Cert Of Part Bld Rent Chrgs To Agy	0.0	
Rental Of Land And Buildings	0.0	
Rental Of Computer Equipment	0.0	
Rental Of Other Machinery And Equipment	1.7	
Miscellaneous Rent	2.4	
Interest On Overdue Payments	0.0	
All Other Interest Payments	0.0	
Internal Acct/Budg/Financial Svcs	0.0	
Other Internal Services	0.0	
Repair And Maintenance - Buildings	0.0	
Repair And Maintenance - Vehicles	0.0	
Repair And Maint - Mainframe And Legacy	0.0	
Repair And Maint-Pc/Lan/Serv/Web	0.0	
Repair And Maintenance - Other Equipment	1.3	
Other Repair And Maintenance	0.0	
Software Support And Maintenance	0.0	
Uniforms	0.0	
Inmate Clothing	0.0	
Security Supplies	0.0	
Office Supplies	1.6	
Computer Supplies	0.5	
Housekeeping Supplies	0.0	
Bedding And Bath Supplies	0.0	
Drugs And Medicine Supplies	0.0	
Medical Supplies	0.0	
Dental Supplies	0.0	
Automotive And Transportation Fuels	1.1	
Automotive Lubricants And Supplies	0.0	
Rpr And Maint Supplies-Not Auto Or Build	0.0	
Repair And Maintenance Supplies-Building	0.0	
Other Operating Supplies	0.0	

## Program Expenditure Schedule

<b>Agency:</b>	<b>Department of Transportation</b>
<b>Program:</b>	<b>Director's Office/Transportation Board</b>

	<u>FY 2022 Actual</u>	<u>FY 2023 Expd. Plan</u>
Publications	0.0	
Aggregate Withheld Or Paid Commissions	0.0	
Lottery Prizes	0.0	
Lottery Distribution Costs	0.0	
Material for Further Processing	0.0	
Other Resale Supplies	0.0	
Loss On Sales Of Capital Assets	0.0	
Loss on Sales of Investments	0.0	
Employee Tuition Reimbursement-Graduate	0.0	
Employee Tuition Reimb Under-Grad/Other	0.0	
Conference Registration-Attendance Fees	8.4	
Other Education And Training Costs	0.0	
Advertising	0.0	
Sponsorships	0.0	
Internal Printing	0.0	
External Printing	0.6	
Photography	0.0	
Postage And Delivery	0.0	
Document shredding and Destruction Services	0.0	
Translation and Sign Language Services	0.0	
Distribution To State Universities	0.0	
Other Intrastate Distributions	0.0	
Awards	0.1	
Entertainment And Promotional Items	0.0	
Dues	52.7	
Books- Subscriptions And Publications	0.0	
Costs For Digital Image Or Microfilm	0.0	
Revolving Fund Advances	0.0	
Credit Card Fees Over Approved Limit	0.0	
Relief Bill Expenditures	0.0	
Surplus Property Distr To State Agencies	0.0	
Security Services	0.0	
Judgments - Damages	0.0	
ICA Payments to Claimants Confidential	0.0	
Jdgmnt-Confidential Restitution To Indiv	0.0	
Judgments - Non-Confidential Restitution	0.0	
Judgments - Punitive And Compensatory	0.0	
Pmts Made to Resolve/Disputes/Avoid Costs of Litigation	0.0	
Pmts For Contracted State Inmate Labor	0.0	
Payments To State Inmates	0.0	
Bad Debt Expense	0.0	
Interview Expense	0.0	
Employee Relocations-Nontaxable	0.0	
Employee Relocations-Taxable	0.0	
Non-Confidential Invest/Legal/Law Enf	0.0	
Conf/Sensitive Invest/Legal/Undercover	0.0	
Fingerprinting, Background Checks, Etc.	0.0	
Other Miscellaneous Operating	0.0	

## Program Expenditure Schedule

<b>Agency:</b>	<b>Department of Transportation</b>
<b>Program:</b>	<b>Director's Office/Transportation Board</b>

	<u>FY 2022 Actual</u>	<u>FY 2023 Expd. Plan</u>
<b>Expenditure Category Total</b>	<b>70.4</b>	<b>564.0</b>
<b>Appropriated</b>		
DT2030-A State Highway Fund (Appropriated)	70.4	564.0
<b>Fund Source Total</b>	<b>70.4</b>	<b>564.0</b>
Current Year Expenditures		0.0
Capital Equipment Budget And Approp	0.0	
Vehicles Capital Purchase	0.0	
Vehicles Capital Leases	0.0	
Furniture Capital Purchase	0.0	
Depreciable Works Of Art & Hist Treas/Coll Capital Purcha	0.0	
Non Depr Works Of Art & Hist Treas/Coll Cap Purchase	0.0	
Furniture Capital Leases	0.0	
Computer Equipment Capital Purchase	0.0	
Computer Equipment Capital Lease	0.0	
Telecommunication Equip-Capital Purchase	0.0	
Telecommunication Equip-Capital Lease	0.0	
Other Equipment Capital Purchase	0.0	
Other Equipment Capital Leases	0.0	
Purchased Or Licensed Software-Website	0.0	
Internally Generated Software-Website	0.0	
Development in Progress	0.0	
Right-Of-Way/Easement/Extraction Rights	0.0	
Oth Int Assets purchased, licensed or internally generate	0.0	
Other intangible assets acquired by capital lease	0.0	
Other Capital Asset Purchases	0.0	
Leasehold Improvement-Capital Purchase	0.0	
Other Capital Asset Leases	0.0	
Non-Capital Equip Budget And Approp	0.0	
Vehicles Non-Capital Purchase	0.0	
Vehicles Non-Capital Leases	0.0	
Furniture Non-Capital Purchase	0.0	
Works Of Art And Hist Treas-Non Capital	0.0	
Furniture Non-Capital Leases	0.0	
Computer Equipment Non-Capital Purchase	0.8	
Computer Equipment Non-Capital Lease	0.0	
Telecomm Equip Non-Capital Purchase	0.0	
Telecomm Equip Non-Capital Leases	0.0	
Other Equipment Non-Capital Purchase	0.0	
Weapons Non-Capital Purchase	0.0	
Other Equipment Non-Capital Lease	0.0	
Purchased Or Licensed Software/Website	0.0	
Internally Generated Software/Website	0.0	
LICENSES AND PERMITS	0.0	
Right-Of-Way/Easement/Extraction Exp	0.0	
Other Intangible Assets - Purchased, Licensed or Internall	0.0	
Noncapital Software/Web By Capital Lease	0.0	
Other Intangible Assets Acquired by Capital Lease	0.0	
Other Long Lived Tangible Assets to be Expenses	0.0	
Non-Capital Equipment Excluded from Cost Allocation	0.0	

## Program Expenditure Schedule

<b>Agency:</b>	Department of Transportation
<b>Program:</b>	Director's Office/Transportation Board

	FY 2022 Actual	FY 2023 Expd. Plan
<b>Expenditure Category Total</b>	<b>0.8</b>	<b>0.0</b>
<b>Appropriated</b>		
DT2030-A State Highway Fund (Appropriated)	0.8	0.0
<b>Fund Source Total</b>	<b>0.8</b>	<b>0.0</b>
<b>Capital Outlay</b>		
<b>Expenditure Category Total</b>	<b>0.0</b>	<b>0.0</b>
<b>Debt Service</b>		
<b>Expenditure Category Total</b>	<b>0.0</b>	<b>0.0</b>
<b>Cost Allocation</b>		
<b>Expenditure Category Total</b>	<b>0.0</b>	<b>0.0</b>
<b>Transfers</b>		
<b>Expenditure Category Total</b>	<b>0.0</b>	<b>0.0</b>

<b>Employee Retirement Coverage</b>			
<b>Retirement System</b>	<b>FTE</b>	<b>Personal Services</b>	<b>Fund#</b>
Arizona State Retirement System	5.0	661.0	DT2030-A

### Combined Regular & Elected Positions At/Above FICA Maximum of \$147,000

<b>Total FTE</b>	<b>Personal Services</b>	<b>FTE's not eligible for Health, Dental &amp; Life</b>
2.0	352.0	0.0



## Program Budget Unit Summary of Expenditures and Budget Request for All Funds

<b>Agency:</b>	Department of Transportation
<b>Program:</b>	Transportation Support Services

Expenditure Categories		FY 2022 Actual	FY 2023 Expd. Plan	FY 2024 Fund. Issue	FY 2024 Total Request
0000	FTE	599.8	0.0	0.0	0.0
6000	Personal Services	32,733.4	36,142.8	4,163.7	40,306.5
6100	Employee Related Expenses	14,608.2	20,737.3	996.3	21,733.6
6200	Professional and Outside Services	7,937.0	8,992.2	0.0	8,992.2
6500	Travel In-State	33.7	83.2	0.0	83.2
6600	Travel Out of State	37.2	59.6	0.0	59.6
6700	Food	0.0	0.0	0.0	0.0
6800	Aid to Organizations and Individuals	838,461.7	0.0	0.0	0.0
7000	Other Operating Expenses	51,081.2	51,025.6	(5,135.7)	45,889.9
8000	Equipment	1,455.6	1,248.4	0.0	1,248.4
8100	Capital Outlay	704,149.2	35.4	0.0	35.4
8600	Debt Service	0.0	0.0	0.0	0.0
9000	Cost Allocation	(51,862.5)	(55,700.0)	0.0	(55,700.0)
9100	Transfers	1,820.5	345.7	0.0	345.7
<b>Expenditure Categories Total:</b>		1,600,455.2	62,970.2	24.3	62,994.5

### Fund Source

#### Appropriated Funds

AA1000-A	General Fund (Appropriated)	35,019.4	0.0	778.6	778.6
DT2005-A	State Aviation Fund (Appropriated)	1,261.0	1,517.4	62.7	1,580.1
DT2030-A	State Highway Fund (Appropriated)	48,266.1	57,118.8	6,114.9	63,233.7
DT2071-A	Transportation Department Equipment Fund (Appropriated)	0.0	0.0	(6,000.0)	(6,000.0)
DT2226-A	Air Quality Fund (Appropriated)	0.1	0.2	0.0	0.2
DT2272-A	Vehicle Inspection and Certificate of Title Enforce	0.8	0.8	0.0	0.8
DT2285-A	Motor Vehicle Liability Insurance Enforcement Fun	1.2	933.5	(931.9)	1.6
DT2417-A	Highway Expansion & Extension Loan Program Fu	1,220.8	0.0	0.0	0.0
DT2609-A	Motor Vehicle Dealer Enforcement Fund (Appropri	84.0	0.0	0.0	0.0
DT3113-A	Highway User Revenue Fund (Appropriated)	16.9	28.6	0.0	28.6
		85,870.3	59,599.3	24.3	59,623.6

#### Non-Appropriated Funds

DT2005-N	State Aviation Fund (Non-Appropriated)	5,647.0	0.0	0.0	0.0
DT2029-N	Regional Area Road Fund - Maricopa County (Non	220,233.6	0.0	0.0	0.0
DT2030-N	State Highway Fund (Non-Appropriated)	102,601.0	2,774.0	0.0	2,774.0
DT2031-N	Arizona Highways Magazine Fund (Non-Appropri	0.0	0.0	0.0	0.0
DT2097-N	ADOT Federal Programs Fund (Non-Appropriated)	369.3	0.0	0.0	0.0

## Program Budget Unit Summary of Expenditures and Budget Request for All Funds

<b>Agency:</b>	Department of Transportation
<b>Program:</b>	Transportation Support Services

Expenditure Categories	FY 2022	FY 2023	FY 2024	FY 2024
	Actual	Expd. Plan	Fund. Issue	Total Request
DT2449-N Employee Recognition Fund (Non-Appropriated)	7.6	13.0	0.0	13.0
DT2463-N Grant Anticipation Notes Fund (Non-Appropriated)	59,959.5	0.0	0.0	0.0
DT2500-N IGA and ISA Fund (Non-Appropriated)	1,028.2	583.9	0.0	583.9
DT2980-N Governor's Emergency Education Relief Fund (No	(60.1)	0.0	0.0	0.0
DT2985-N ADOT Coronavirus State and Local Fiscal Recover	3,297.1	0.0	0.0	0.0
DT3113-N Highway User Revenue Fund (Non-Appropriated)	838,458.1	0.0	0.0	0.0
DT5004-N State Highway Fund Bonds Debt Service Fund (No	139,787.0	0.0	0.0	0.0
DT5008-N Regional Area Road Fund Debt Service Fund (Non	143,256.6	0.0	0.0	0.0
	1,514,584.9	3,370.9	0.0	3,370.9
<b>Fund Source Total:</b>	1,600,455.2	62,970.2	24.3	62,994.5

## Program Budget Unit Summary of Expenditures and Budget Request for Selected Funds

**Agency:** Department of Transportation

FY 2022 Actual	FY 2023 Expd. Plan	FY 2024 Fund. Issue	FY 2024 Total Request
-------------------	-----------------------	------------------------	--------------------------

**Program:** Transportation Support Services

**Fund:** AA1000-A General Fund

**Appropriated**

0000 FTE	0.0	0.0	0.0	0.0
6000 Personal Services	0.0	0.0	316.2	316.2
6100 Employee Related Expenses	0.0	0.0	129.7	129.7
6200 Professional and Outside Services	0.0	0.0	0.0	0.0
6500 Travel In-State	0.0	0.0	0.0	0.0
6600 Travel Out of State	0.0	0.0	0.0	0.0
6700 Food	0.0	0.0	0.0	0.0
6800 Aid to Organizations and Individuals	0.0	0.0	0.0	0.0
7000 Other Operating Expenses	0.0	0.0	332.7	332.7
8000 Equipment	0.0	0.0	0.0	0.0
8100 Capital Outlay	35,019.4	0.0	0.0	0.0
8600 Debt Service	0.0	0.0	0.0	0.0
9000 Cost Allocation	0.0	0.0	0.0	0.0
9100 Transfers	0.0	0.0	0.0	0.0

<b>Appropriated Total:</b>	35,019.4	0.0	778.6	778.6
----------------------------	----------	-----	-------	-------

<b>Fund Total:</b>	35,019.4	0.0	778.6	778.6
--------------------	----------	-----	-------	-------

**Fund:** DT2005-A State Aviation Fund

**Appropriated**

0000 FTE	11.0	0.0	0.0	0.0
6000 Personal Services	19.6	621.7	51.2	672.9
6100 Employee Related Expenses	7.1	334.4	11.5	345.9
6200 Professional and Outside Services	87.4	0.0	0.0	0.0
6500 Travel In-State	1.4	0.0	0.0	0.0
6600 Travel Out of State	1.3	0.0	0.0	0.0
6700 Food	0.0	0.0	0.0	0.0
6800 Aid to Organizations and Individuals	0.0	0.0	0.0	0.0
7000 Other Operating Expenses	1,087.0	561.3	0.0	561.3
8000 Equipment	56.4	0.0	0.0	0.0
8100 Capital Outlay	0.8	0.0	0.0	0.0

## Program Budget Unit Summary of Expenditures and Budget Request for Selected Funds

**Agency:** Department of Transportation

FY 2022 Actual	FY 2023 Expd. Plan	FY 2024 Fund. Issue	FY 2024 Total Request
-------------------	-----------------------	------------------------	--------------------------

**Program:** Transportation Support Services

**Fund:** DT2005-A State Aviation Fund

**Appropriated**

8600 Debt Service	0.0	0.0	0.0	0.0
9000 Cost Allocation	0.0	0.0	0.0	0.0
9100 Transfers	0.0	0.0	0.0	0.0
<b>Appropriated Total:</b>	1,261.0	1,517.4	62.7	1,580.1

<b>Fund Total:</b>	1,261.0	1,517.4	62.7	1,580.1
--------------------	---------	---------	------	---------

**Fund:** DT2005-N State Aviation Fund

**Non-Appropriated**

6000 Personal Services	0.0	0.0	0.0	0.0
6100 Employee Related Expenses	0.0	0.0	0.0	0.0
6200 Professional and Outside Services	0.0	0.0	0.0	0.0
6500 Travel In-State	0.0	0.0	0.0	0.0
6600 Travel Out of State	0.0	0.0	0.0	0.0
6700 Food	0.0	0.0	0.0	0.0
6800 Aid to Organizations and Individuals	0.0	0.0	0.0	0.0
7000 Other Operating Expenses	0.0	0.0	0.0	0.0
8000 Equipment	0.0	0.0	0.0	0.0
8100 Capital Outlay	5,647.0	0.0	0.0	0.0
8600 Debt Service	0.0	0.0	0.0	0.0
9000 Cost Allocation	0.0	0.0	0.0	0.0
9100 Transfers	0.0	0.0	0.0	0.0
<b>Non-Appropriated Total:</b>	5,647.0	0.0	0.0	0.0

<b>Fund Total:</b>	5,647.0	0.0	0.0	0.0
--------------------	---------	-----	-----	-----

**Fund:** DT2029-N Regional Area Road Fund - Maricopa County

**Non-Appropriated**

6000 Personal Services	0.0	0.0	0.0	0.0
6100 Employee Related Expenses	0.0	0.0	0.0	0.0

## Program Budget Unit Summary of Expenditures and Budget Request for Selected Funds

**Agency:** Department of Transportation

FY 2022 Actual	FY 2023 Expd. Plan	FY 2024 Fund. Issue	FY 2024 Total Request
-------------------	-----------------------	------------------------	--------------------------

**Program:** Transportation Support Services

**Fund:** DT2029-N Regional Area Road Fund - Maricopa County

**Non-Appropriated**

6200 Professional and Outside Services	0.0	0.0	0.0	0.0
6500 Travel In-State	0.0	0.0	0.0	0.0
6600 Travel Out of State	0.0	0.0	0.0	0.0
6700 Food	0.0	0.0	0.0	0.0
6800 Aid to Organizations and Individuals	0.0	0.0	0.0	0.0
7000 Other Operating Expenses	0.0	0.0	0.0	0.0
8000 Equipment	0.0	0.0	0.0	0.0
8100 Capital Outlay	220,233.6	0.0	0.0	0.0
8600 Debt Service	0.0	0.0	0.0	0.0
9000 Cost Allocation	0.0	0.0	0.0	0.0
9100 Transfers	0.0	0.0	0.0	0.0

<b>Non-Appropriated Total:</b>	220,233.6	0.0	0.0	0.0
--------------------------------	-----------	-----	-----	-----

<b>Fund Total:</b>	220,233.6	0.0	0.0	0.0
--------------------	-----------	-----	-----	-----

**Fund:** DT2030-A State Highway Fund

**Appropriated**

0000 FTE	580.8	0.0	0.0	0.0
6000 Personal Services	32,049.0	34,762.1	3,796.3	38,558.4
6100 Employee Related Expenses	14,370.4	20,082.4	855.1	20,937.5
6200 Professional and Outside Services	7,679.8	8,654.3	0.0	8,654.3
6500 Travel In-State	32.0	81.2	0.0	81.2
6600 Travel Out of State	35.5	59.6	0.0	59.6
6700 Food	0.0	0.0	0.0	0.0
6800 Aid to Organizations and Individuals	0.7	0.0	0.0	0.0
7000 Other Operating Expenses	47,304.5	47,549.7	1,463.5	49,013.2
8000 Equipment	1,395.1	1,248.4	0.0	1,248.4
8100 Capital Outlay	1.4	35.4	0.0	35.4
8600 Debt Service	0.0	0.0	0.0	0.0
9000 Cost Allocation	(55,118.0)	(55,700.0)	0.0	(55,700.0)
9100 Transfers	515.7	345.7	0.0	345.7

## Program Budget Unit Summary of Expenditures and Budget Request for Selected Funds

**Agency:** Department of Transportation

FY 2022 Actual	FY 2023 Expd. Plan	FY 2024 Fund. Issue	FY 2024 Total Request
-------------------	-----------------------	------------------------	--------------------------

**Program:** Transportation Support Services

**Fund:** DT2030-A State Highway Fund

**Appropriated**

**Appropriated Total:**

48,266.1	57,118.8	6,114.9	63,233.7
----------	----------	---------	----------

**Fund Total:**

48,266.1	57,118.8	6,114.9	63,233.7
----------	----------	---------	----------

**Fund:** DT2030-N State Highway Fund

**Non-Appropriated**

0000 FTE	4.0	0.0	0.0	0.0
6000 Personal Services	400.8	538.1	0.0	538.1
6100 Employee Related Expenses	153.8	214.4	0.0	214.4
6200 Professional and Outside Services	94.9	86.0	0.0	86.0
6500 Travel In-State	0.3	2.0	0.0	2.0
6600 Travel Out of State	0.4	0.0	0.0	0.0
6700 Food	0.0	0.0	0.0	0.0
6800 Aid to Organizations and Individuals	0.0	0.0	0.0	0.0
7000 Other Operating Expenses	2,072.1	1,933.5	0.0	1,933.5
8000 Equipment	4.1	0.0	0.0	0.0
8100 Capital Outlay	99,874.6	0.0	0.0	0.0
8600 Debt Service	0.0	0.0	0.0	0.0
9000 Cost Allocation	0.0	0.0	0.0	0.0
9100 Transfers	0.0	0.0	0.0	0.0

**Non-Appropriated Total:**

102,601.0	2,774.0	0.0	2,774.0
-----------	---------	-----	---------

**Fund Total:**

102,601.0	2,774.0	0.0	2,774.0
-----------	---------	-----	---------

**Fund:** DT2031-N Arizona Highways Magazine Fund

**Non-Appropriated**

0000 FTE	1.0	0.0	0.0	0.0
6000 Personal Services	0.0	0.0	0.0	0.0
6100 Employee Related Expenses	0.0	0.0	0.0	0.0
6200 Professional and Outside Services	0.0	0.0	0.0	0.0
6500 Travel In-State	0.0	0.0	0.0	0.0
6600 Travel Out of State	0.0	0.0	0.0	0.0

## Program Budget Unit Summary of Expenditures and Budget Request for Selected Funds

**Agency:** Department of Transportation

FY 2022 Actual	FY 2023 Expd. Plan	FY 2024 Fund. Issue	FY 2024 Total Request
-------------------	-----------------------	------------------------	--------------------------

**Program:** Transportation Support Services

**Fund:** DT2031-N Arizona Highways Magazine Fund

**Non-Appropriated**

6700 Food	0.0	0.0	0.0	0.0
6800 Aid to Organizations and Individuals	0.0	0.0	0.0	0.0
7000 Other Operating Expenses	0.0	0.0	0.0	0.0
8000 Equipment	0.0	0.0	0.0	0.0
8100 Capital Outlay	0.0	0.0	0.0	0.0
8600 Debt Service	0.0	0.0	0.0	0.0
9000 Cost Allocation	0.0	0.0	0.0	0.0
9100 Transfers	0.0	0.0	0.0	0.0

**Non-Appropriated Total:**

0.0	0.0	0.0	0.0
-----	-----	-----	-----

**Fund Total:** 0.0 0.0 0.0 0.0

**Fund:** DT2071-A Transportation Department Equipment Fund

**Appropriated**

0000 FTE	0.0	0.0	0.0	0.0
6000 Personal Services	0.0	0.0	0.0	0.0
6100 Employee Related Expenses	0.0	0.0	0.0	0.0
6200 Professional and Outside Services	0.0	0.0	0.0	0.0
6500 Travel In-State	0.0	0.0	0.0	0.0
6600 Travel Out of State	0.0	0.0	0.0	0.0
6700 Food	0.0	0.0	0.0	0.0
6800 Aid to Organizations and Individuals	0.0	0.0	0.0	0.0
7000 Other Operating Expenses	0.0	0.0	(6,000.0)	(6,000.0)
8000 Equipment	0.0	0.0	0.0	0.0
8100 Capital Outlay	0.0	0.0	0.0	0.0
8600 Debt Service	0.0	0.0	0.0	0.0
9000 Cost Allocation	0.0	0.0	0.0	0.0
9100 Transfers	0.0	0.0	0.0	0.0

**Appropriated Total:**

0.0	0.0	(6,000.0)	(6,000.0)
-----	-----	-----------	-----------

**Fund Total:** 0.0 0.0 (6,000.0) (6,000.0)

## Program Budget Unit Summary of Expenditures and Budget Request for Selected Funds

**Agency:** Department of Transportation

FY 2022 Actual	FY 2023 Expd. Plan	FY 2024 Fund. Issue	FY 2024 Total Request
-------------------	-----------------------	------------------------	--------------------------

**Program:** Transportation Support Services

**Fund:** DT2097-N ADOT Federal Programs Fund

**Non-Appropriated**

6000 Personal Services	0.0	0.0	0.0	0.0
6100 Employee Related Expenses	0.0	0.0	0.0	0.0
6200 Professional and Outside Services	0.0	0.0	0.0	0.0
6500 Travel In-State	0.0	0.0	0.0	0.0
6600 Travel Out of State	0.0	0.0	0.0	0.0
6700 Food	0.0	0.0	0.0	0.0
6800 Aid to Organizations and Individuals	0.0	0.0	0.0	0.0
7000 Other Operating Expenses	0.0	0.0	0.0	0.0
8000 Equipment	0.0	0.0	0.0	0.0
8100 Capital Outlay	369.3	0.0	0.0	0.0
8600 Debt Service	0.0	0.0	0.0	0.0
9000 Cost Allocation	0.0	0.0	0.0	0.0
9100 Transfers	0.0	0.0	0.0	0.0
<b>Non-Appropriated Total:</b>	<b>369.3</b>	<b>0.0</b>	<b>0.0</b>	<b>0.0</b>
<b>Fund Total:</b>	<b>369.3</b>	<b>0.0</b>	<b>0.0</b>	<b>0.0</b>

**Fund:** DT2226-A Air Quality Fund

**Appropriated**

6000 Personal Services	0.0	0.0	0.0	0.0
6100 Employee Related Expenses	0.0	0.0	0.0	0.0
6200 Professional and Outside Services	0.0	0.0	0.0	0.0
6500 Travel In-State	0.0	0.0	0.0	0.0
6600 Travel Out of State	0.0	0.0	0.0	0.0
6700 Food	0.0	0.0	0.0	0.0
6800 Aid to Organizations and Individuals	0.0	0.0	0.0	0.0
7000 Other Operating Expenses	0.1	0.2	0.0	0.2
8000 Equipment	0.0	0.0	0.0	0.0
8100 Capital Outlay	0.0	0.0	0.0	0.0



## Program Budget Unit Summary of Expenditures and Budget Request for Selected Funds

**Agency:** Department of Transportation

FY 2022 Actual	FY 2023 Expd. Plan	FY 2024 Fund. Issue	FY 2024 Total Request
-------------------	-----------------------	------------------------	--------------------------

**Program:** Transportation Support Services

**Fund:** DT2226-A Air Quality Fund

**Appropriated**

8600 Debt Service	0.0	0.0	0.0	0.0
9000 Cost Allocation	0.0	0.0	0.0	0.0
9100 Transfers	0.0	0.0	0.0	0.0
<b>Appropriated Total:</b>	0.1	0.2	0.0	0.2
<b>Fund Total:</b>	0.1	0.2	0.0	0.2

**Fund:** DT2272-A Vehicle Inspection and Certificate of Title Enforcement Fund

**Appropriated**

6000 Personal Services	0.0	0.0	0.0	0.0
6100 Employee Related Expenses	0.0	0.0	0.0	0.0
6200 Professional and Outside Services	0.0	0.0	0.0	0.0
6500 Travel In-State	0.0	0.0	0.0	0.0
6600 Travel Out of State	0.0	0.0	0.0	0.0
6700 Food	0.0	0.0	0.0	0.0
6800 Aid to Organizations and Individuals	0.0	0.0	0.0	0.0
7000 Other Operating Expenses	0.8	0.8	0.0	0.8
8000 Equipment	0.0	0.0	0.0	0.0
8100 Capital Outlay	0.0	0.0	0.0	0.0
8600 Debt Service	0.0	0.0	0.0	0.0
9000 Cost Allocation	0.0	0.0	0.0	0.0
9100 Transfers	0.0	0.0	0.0	0.0
<b>Appropriated Total:</b>	0.8	0.8	0.0	0.8
<b>Fund Total:</b>	0.8	0.8	0.0	0.8

**Fund:** DT2285-A Motor Vehicle Liability Insurance Enforcement Fund

**Appropriated**

0000 FTE	0.0	0.0	0.0	0.0
6000 Personal Services	0.0	0.0	0.0	0.0
6100 Employee Related Expenses	0.0	0.0	0.0	0.0

## Program Budget Unit Summary of Expenditures and Budget Request for Selected Funds

**Agency:** Department of Transportation

FY 2022 Actual	FY 2023 Expd. Plan	FY 2024 Fund. Issue	FY 2024 Total Request
-------------------	-----------------------	------------------------	--------------------------

**Program:** Transportation Support Services

**Fund:** DT2285-A Motor Vehicle Liability Insurance Enforcement Fund

**Appropriated**

6200 Professional and Outside Services	0.0	0.0	0.0	0.0
6500 Travel In-State	0.0	0.0	0.0	0.0
6600 Travel Out of State	0.0	0.0	0.0	0.0
6700 Food	0.0	0.0	0.0	0.0
6800 Aid to Organizations and Individuals	0.0	0.0	0.0	0.0
7000 Other Operating Expenses	1.2	933.5	(931.9)	1.6
8000 Equipment	0.0	0.0	0.0	0.0
8100 Capital Outlay	0.0	0.0	0.0	0.0
8600 Debt Service	0.0	0.0	0.0	0.0
9000 Cost Allocation	0.0	0.0	0.0	0.0
9100 Transfers	0.0	0.0	0.0	0.0

<b>Appropriated Total:</b>	1.2	933.5	(931.9)	1.6
----------------------------	-----	-------	---------	-----

<b>Fund Total:</b>	1.2	933.5	(931.9)	1.6
--------------------	-----	-------	---------	-----

**Fund:** DT2417-A Highway Expansion & Extension Loan Program Fund

**Appropriated**

6000 Personal Services	0.0	0.0	0.0	0.0
6100 Employee Related Expenses	0.0	0.0	0.0	0.0
6200 Professional and Outside Services	0.0	0.0	0.0	0.0
6500 Travel In-State	0.0	0.0	0.0	0.0
6600 Travel Out of State	0.0	0.0	0.0	0.0
6700 Food	0.0	0.0	0.0	0.0
6800 Aid to Organizations and Individuals	0.0	0.0	0.0	0.0
7000 Other Operating Expenses	0.0	0.0	0.0	0.0
8000 Equipment	0.0	0.0	0.0	0.0
8100 Capital Outlay	0.0	0.0	0.0	0.0
8600 Debt Service	0.0	0.0	0.0	0.0
9000 Cost Allocation	0.0	0.0	0.0	0.0
9100 Transfers	1,220.8	0.0	0.0	0.0

## Program Budget Unit Summary of Expenditures and Budget Request for Selected Funds

**Agency:** Department of Transportation

FY 2022 Actual	FY 2023 Expd. Plan	FY 2024 Fund. Issue	FY 2024 Total Request
-------------------	-----------------------	------------------------	--------------------------

**Program:** Transportation Support Services

**Fund:** DT2417-A Highway Expansion & Extension Loan Program Fund

**Appropriated**

**Appropriated Total:**

1,220.8	0.0	0.0	0.0
---------	-----	-----	-----

**Fund Total:**

1,220.8	0.0	0.0	0.0
---------	-----	-----	-----

**Fund:** DT2449-N Employee Recognition Fund

**Non-Appropriated**

6000 Personal Services	0.0	0.0	0.0
6100 Employee Related Expenses	0.0	0.0	0.0
6200 Professional and Outside Services	0.0	0.0	0.0
6500 Travel In-State	0.0	0.0	0.0
6600 Travel Out of State	0.0	0.0	0.0
6700 Food	0.0	0.0	0.0
6800 Aid to Organizations and Individuals	0.0	0.0	0.0
7000 Other Operating Expenses	7.6	13.0	13.0
8000 Equipment	0.0	0.0	0.0
8100 Capital Outlay	0.0	0.0	0.0
8600 Debt Service	0.0	0.0	0.0
9000 Cost Allocation	0.0	0.0	0.0
9100 Transfers	0.0	0.0	0.0

**Non-Appropriated Total:**

7.6	13.0	0.0	13.0
-----	------	-----	------

**Fund Total:**

7.6	13.0	0.0	13.0
-----	------	-----	------

**Fund:** DT2463-N Grant Anticipation Notes Fund

**Non-Appropriated**

6000 Personal Services	0.0	0.0	0.0
6100 Employee Related Expenses	0.0	0.0	0.0
6200 Professional and Outside Services	0.0	0.0	0.0
6500 Travel In-State	0.0	0.0	0.0
6600 Travel Out of State	0.0	0.0	0.0

## Program Budget Unit Summary of Expenditures and Budget Request for Selected Funds

**Agency:** Department of Transportation

FY 2022 Actual	FY 2023 Expd. Plan	FY 2024 Fund. Issue	FY 2024 Total Request
-------------------	-----------------------	------------------------	--------------------------

**Program:** Transportation Support Services

**Fund:** DT2463-N Grant Anticipation Notes Fund

**Non-Appropriated**

6700 Food	0.0	0.0	0.0	0.0
6800 Aid to Organizations and Individuals	0.0	0.0	0.0	0.0
7000 Other Operating Expenses	0.0	0.0	0.0	0.0
8000 Equipment	0.0	0.0	0.0	0.0
8100 Capital Outlay	59,959.5	0.0	0.0	0.0
8600 Debt Service	0.0	0.0	0.0	0.0
9000 Cost Allocation	0.0	0.0	0.0	0.0
9100 Transfers	0.0	0.0	0.0	0.0

<b>Non-Appropriated Total:</b>	59,959.5	0.0	0.0	0.0
--------------------------------	----------	-----	-----	-----

<b>Fund Total:</b>	59,959.5	0.0	0.0	0.0
--------------------	----------	-----	-----	-----

**Fund:** DT2500-N IGA and ISA Fund

**Non-Appropriated**

0000 FTE	3.0	0.0	0.0	0.0
6000 Personal Services	182.0	220.9	0.0	220.9
6100 Employee Related Expenses	76.8	106.1	0.0	106.1
6200 Professional and Outside Services	74.9	251.9	0.0	251.9
6500 Travel In-State	0.0	0.0	0.0	0.0
6600 Travel Out of State	0.0	0.0	0.0	0.0
6700 Food	0.0	0.0	0.0	0.0
6800 Aid to Organizations and Individuals	2.9	0.0	0.0	0.0
7000 Other Operating Expenses	591.0	5.0	0.0	5.0
8000 Equipment	0.0	0.0	0.0	0.0
8100 Capital Outlay	0.0	0.0	0.0	0.0
8600 Debt Service	0.0	0.0	0.0	0.0
9000 Cost Allocation	100.6	0.0	0.0	0.0
9100 Transfers	0.0	0.0	0.0	0.0

<b>Non-Appropriated Total:</b>	1,028.2	583.9	0.0	583.9
--------------------------------	---------	-------	-----	-------

<b>Fund Total:</b>	1,028.2	583.9	0.0	583.9
--------------------	---------	-------	-----	-------

## Program Budget Unit Summary of Expenditures and Budget Request for Selected Funds

**Agency:** Department of Transportation

FY 2022 Actual	FY 2023 Expd. Plan	FY 2024 Fund. Issue	FY 2024 Total Request
-------------------	-----------------------	------------------------	--------------------------

**Program:** Transportation Support Services

**Fund:** DT2609-A Motor Vehicle Dealer Enforcement Fund

### Appropriated

6000 Personal Services	0.0	0.0	0.0	0.0
6100 Employee Related Expenses	0.0	0.0	0.0	0.0
6200 Professional and Outside Services	0.0	0.0	0.0	0.0
6500 Travel In-State	0.0	0.0	0.0	0.0
6600 Travel Out of State	0.0	0.0	0.0	0.0
6700 Food	0.0	0.0	0.0	0.0
6800 Aid to Organizations and Individuals	0.0	0.0	0.0	0.0
7000 Other Operating Expenses	0.0	0.0	0.0	0.0
8000 Equipment	0.0	0.0	0.0	0.0
8100 Capital Outlay	0.0	0.0	0.0	0.0
8600 Debt Service	0.0	0.0	0.0	0.0
9000 Cost Allocation	0.0	0.0	0.0	0.0
9100 Transfers	84.0	0.0	0.0	0.0
<b>Appropriated Total:</b>	<b>84.0</b>	<b>0.0</b>	<b>0.0</b>	<b>0.0</b>
<b>Fund Total:</b>	<b>84.0</b>	<b>0.0</b>	<b>0.0</b>	<b>0.0</b>

**Fund:** DT2980-N Governor's Emergency Education Relief Fund

### Non-Appropriated

6000 Personal Services	0.0	0.0	0.0	0.0
6100 Employee Related Expenses	0.0	0.0	0.0	0.0
6200 Professional and Outside Services	0.0	0.0	0.0	0.0
6500 Travel In-State	0.0	0.0	0.0	0.0
6600 Travel Out of State	0.0	0.0	0.0	0.0
6700 Food	0.0	0.0	0.0	0.0
6800 Aid to Organizations and Individuals	0.0	0.0	0.0	0.0
7000 Other Operating Expenses	0.0	0.0	0.0	0.0
8000 Equipment	0.0	0.0	0.0	0.0
8100 Capital Outlay	0.0	0.0	0.0	0.0

## Program Budget Unit Summary of Expenditures and Budget Request for Selected Funds

**Agency:** Department of Transportation

FY 2022 Actual	FY 2023 Expd. Plan	FY 2024 Fund. Issue	FY 2024 Total Request
-------------------	-----------------------	------------------------	--------------------------

**Program:** Transportation Support Services

**Fund:** DT2980-N Governor's Emergency Education Relief Fund

**Non-Appropriated**

8600 Debt Service	0.0	0.0	0.0	0.0
9000 Cost Allocation	(60.1)	0.0	0.0	0.0
9100 Transfers	0.0	0.0	0.0	0.0
<b>Non-Appropriated Total:</b>	(60.1)	0.0	0.0	0.0
<b>Fund Total:</b>	(60.1)	0.0	0.0	0.0

**Fund:** DT2985-N ADOT Coronavirus State and Local Fiscal Recovery Fund

**Non-Appropriated**

6000 Personal Services	82.0	0.0	0.0	0.0
6100 Employee Related Expenses	0.1	0.0	0.0	0.0
6200 Professional and Outside Services	0.0	0.0	0.0	0.0
6500 Travel In-State	0.0	0.0	0.0	0.0
6600 Travel Out of State	0.0	0.0	0.0	0.0
6700 Food	0.0	0.0	0.0	0.0
6800 Aid to Organizations and Individuals	0.0	0.0	0.0	0.0
7000 Other Operating Expenses	0.0	0.0	0.0	0.0
8000 Equipment	0.0	0.0	0.0	0.0
8100 Capital Outlay	0.0	0.0	0.0	0.0
8600 Debt Service	0.0	0.0	0.0	0.0
9000 Cost Allocation	3,215.0	0.0	0.0	0.0
9100 Transfers	0.0	0.0	0.0	0.0
<b>Non-Appropriated Total:</b>	3,297.1	0.0	0.0	0.0
<b>Fund Total:</b>	3,297.1	0.0	0.0	0.0

**Fund:** DT3113-A Highway User Revenue Fund

**Appropriated**

6000 Personal Services	0.0	0.0	0.0	0.0
6100 Employee Related Expenses	0.0	0.0	0.0	0.0

## Program Budget Unit Summary of Expenditures and Budget Request for Selected Funds

**Agency:** Department of Transportation

FY 2022 Actual	FY 2023 Expd. Plan	FY 2024 Fund. Issue	FY 2024 Total Request
-------------------	-----------------------	------------------------	--------------------------

**Program:** Transportation Support Services

**Fund:** DT3113-A Highway User Revenue Fund

**Appropriated**

6200 Professional and Outside Services	0.0	0.0	0.0	0.0
6500 Travel In-State	0.0	0.0	0.0	0.0
6600 Travel Out of State	0.0	0.0	0.0	0.0
6700 Food	0.0	0.0	0.0	0.0
6800 Aid to Organizations and Individuals	0.0	0.0	0.0	0.0
7000 Other Operating Expenses	16.9	28.6	0.0	28.6
8000 Equipment	0.0	0.0	0.0	0.0
8100 Capital Outlay	0.0	0.0	0.0	0.0
8600 Debt Service	0.0	0.0	0.0	0.0
9000 Cost Allocation	0.0	0.0	0.0	0.0
9100 Transfers	0.0	0.0	0.0	0.0

**Appropriated Total:**

	16.9	28.6	0.0	28.6
--	------	------	-----	------

**Fund Total:**

	16.9	28.6	0.0	28.6
--	------	------	-----	------

**Fund:** DT3113-N Highway User Revenue Fund

**Non-Appropriated**

6000 Personal Services	0.0	0.0	0.0	0.0
6100 Employee Related Expenses	0.0	0.0	0.0	0.0
6200 Professional and Outside Services	0.0	0.0	0.0	0.0
6500 Travel In-State	0.0	0.0	0.0	0.0
6600 Travel Out of State	0.0	0.0	0.0	0.0
6700 Food	0.0	0.0	0.0	0.0
6800 Aid to Organizations and Individuals	838,458.1	0.0	0.0	0.0
7000 Other Operating Expenses	0.0	0.0	0.0	0.0
8000 Equipment	0.0	0.0	0.0	0.0
8100 Capital Outlay	0.0	0.0	0.0	0.0
8600 Debt Service	0.0	0.0	0.0	0.0
9000 Cost Allocation	0.0	0.0	0.0	0.0
9100 Transfers	0.0	0.0	0.0	0.0

## Program Budget Unit Summary of Expenditures and Budget Request for Selected Funds

**Agency:** Department of Transportation

FY 2022 Actual	FY 2023 Expd. Plan	FY 2024 Fund. Issue	FY 2024 Total Request
-------------------	-----------------------	------------------------	--------------------------

**Program:** Transportation Support Services

**Fund:** DT3113-N Highway User Revenue Fund

**Non-Appropriated**

<b>Non-Appropriated Total:</b>	838,458.1	0.0	0.0
--------------------------------	-----------	-----	-----

<b>Fund Total:</b>	838,458.1	0.0	0.0
--------------------	-----------	-----	-----

**Fund:** DT5004-N State Highway Fund Bonds Debt Service Fund

**Non-Appropriated**

6000 Personal Services	0.0	0.0	0.0
6100 Employee Related Expenses	0.0	0.0	0.0
6200 Professional and Outside Services	0.0	0.0	0.0
6500 Travel In-State	0.0	0.0	0.0
6600 Travel Out of State	0.0	0.0	0.0
6700 Food	0.0	0.0	0.0
6800 Aid to Organizations and Individuals	0.0	0.0	0.0
7000 Other Operating Expenses	0.0	0.0	0.0
8000 Equipment	0.0	0.0	0.0
8100 Capital Outlay	139,787.0	0.0	0.0
8600 Debt Service	0.0	0.0	0.0
9000 Cost Allocation	0.0	0.0	0.0
9100 Transfers	0.0	0.0	0.0

<b>Non-Appropriated Total:</b>	139,787.0	0.0	0.0
--------------------------------	-----------	-----	-----

<b>Fund Total:</b>	139,787.0	0.0	0.0
--------------------	-----------	-----	-----

**Fund:** DT5008-N Regional Area Road Fund Debt Service Fund

**Non-Appropriated**

6000 Personal Services	0.0	0.0	0.0
6100 Employee Related Expenses	0.0	0.0	0.0
6200 Professional and Outside Services	0.0	0.0	0.0
6500 Travel In-State	0.0	0.0	0.0
6600 Travel Out of State	0.0	0.0	0.0



## Program Budget Unit Summary of Expenditures and Budget Request for Selected Funds

<b>Agency:</b> Department of Transportation					
		<b>FY 2022</b>	<b>FY 2023</b>	<b>FY 2024</b>	<b>FY 2024</b>
		<b>Actual</b>	<b>Expd. Plan</b>	<b>Fund. Issue</b>	<b>Total Request</b>
<b>Program:</b> Transportation Support Services					
<b>Fund:</b> DT5008-N Regional Area Road Fund Debt Service Fund					
<b>Non-Appropriated</b>					
6700	Food	0.0	0.0	0.0	0.0
6800	Aid to Organizations and Individuals	0.0	0.0	0.0	0.0
7000	Other Operating Expenses	0.0	0.0	0.0	0.0
8000	Equipment	0.0	0.0	0.0	0.0
8100	Capital Outlay	143,256.6	0.0	0.0	0.0
8600	Debt Service	0.0	0.0	0.0	0.0
9000	Cost Allocation	0.0	0.0	0.0	0.0
9100	Transfers	0.0	0.0	0.0	0.0
<b>Non-Appropriated Total:</b>		143,256.6	0.0	0.0	0.0
<b>Fund Total:</b>		143,256.6	0.0	0.0	0.0
<b>Program Total For Selected Funds:</b>		1,600,455.2	62,970.2	24.3	62,994.5

## Program Expenditure Schedule

<b>Agency:</b>	<b>Department of Transportation</b>
<b>Program:</b>	<b>Transportation Support Services</b>

	<b>FY 2022 Actual</b>	<b>FY 2023 Expd. Plan</b>
FTE	599.8	0.0
<b>Expenditure Category Total</b>	<b>599.8</b>	<b>0.0</b>
<b>Appropriated</b>		
DT2005-A State Aviation Fund (Appropriated)	11.0	0.0
DT2030-A State Highway Fund (Appropriated)	580.8	0.0
	<b>591.8</b>	<b>0.0</b>
<b>Non-Appropriated</b>		
DT2030-N State Highway Fund (Non-Appropriated)	4.0	0.0
DT2031-N Arizona Highways Magazine Fund (Non-Appropriated)	1.0	0.0
DT2500-N IGA and ISA Fund (Non-Appropriated)	3.0	0.0
	<b>8.0</b>	<b>0.0</b>
<b>Fund Source Total</b>	<b>599.8</b>	<b>0.0</b>
<hr/>		
Personal Services	32,733.4	36,142.8
Boards and Commissions	0.0	0.0
<b>Expenditure Category Total</b>	<b>32,733.4</b>	<b>36,142.8</b>
<b>Appropriated</b>		
DT2005-A State Aviation Fund (Appropriated)	19.6	621.7
DT2030-A State Highway Fund (Appropriated)	32,049.0	34,762.1
	<b>32,068.6</b>	<b>35,383.8</b>
<b>Non-Appropriated</b>		
DT2030-N State Highway Fund (Non-Appropriated)	400.8	538.1
DT2500-N IGA and ISA Fund (Non-Appropriated)	182.0	220.9
DT2985-N ADOT Coronavirus State and Local Fiscal Recovery Fund (	82.0	0.0
	<b>664.8</b>	<b>759.0</b>
<b>Fund Source Total</b>	<b>32,733.4</b>	<b>36,142.8</b>
<hr/>		
Employee Related Expenses	14,608.2	20,737.3
<b>Expenditure Category Total</b>	<b>14,608.2</b>	<b>20,737.3</b>
<b>Appropriated</b>		
DT2005-A State Aviation Fund (Appropriated)	7.1	334.4
DT2030-A State Highway Fund (Appropriated)	14,370.4	20,082.4
	<b>14,377.5</b>	<b>20,416.8</b>
<b>Non-Appropriated</b>		
DT2030-N State Highway Fund (Non-Appropriated)	153.8	214.4
DT2500-N IGA and ISA Fund (Non-Appropriated)	76.8	106.1
DT2985-N ADOT Coronavirus State and Local Fiscal Recovery Fund (	0.1	0.0
	<b>230.7</b>	<b>320.5</b>
<b>Fund Source Total</b>	<b>14,608.2</b>	<b>20,737.3</b>
<hr/>		
Professional and Outside Services		8,992.2
External Prof/Outside Serv Budg And Appn	0.0	
External Investment Services	0.0	
Other External Financial Services	157.2	
Attorney General Legal Services	0.0	
External Legal Services	56.2	
External Engineer/Architect Cost - Exp	0.0	
External Engineer/Architect Cost- Cap	0.0	
Other Design	416.0	
Temporary Agency Services	856.3	

## Program Expenditure Schedule

<b>Agency:</b>	Department of Transportation
<b>Program:</b>	Transportation Support Services

	<u>FY 2022 Actual</u>	<u>FY 2023 Expd. Plan</u>
Hospital Services	0.0	
Other Medical Services	118.6	
Institutional Care	0.0	
Education And Training	44.2	
Vendor Travel	3.2	
Professional & Outside Services Excluded from Cost Alloca	0.0	
Vendor Travel - Non Reportable	0.0	
External Telecom Consulting Services	5,271.5	
Costs related to those in custody of the State	0.0	
Non - Confidential Specialist Fees	0.0	
Confidential Specialist Fees	0.0	
Outside Actuarial Costs	0.0	
Other Professional And Outside Services	1,013.8	
<b>Expenditure Category Total</b>	<b>7,937.0</b>	<b>8,992.2</b>
<b>Appropriated</b>		
DT2005-A State Aviation Fund (Appropriated)	87.4	0.0
DT2030-A State Highway Fund (Appropriated)	7,679.8	8,654.3
	<b>7,767.2</b>	<b>8,654.3</b>
<b>Non-Appropriated</b>		
DT2030-N State Highway Fund (Non-Appropriated)	94.9	86.0
DT2500-N IGA and ISA Fund (Non-Appropriated)	74.9	251.9
	<b>169.8</b>	<b>337.9</b>
<b>Fund Source Total</b>	<b>7,937.0</b>	<b>8,992.2</b>
<hr/>		
Travel In-State	33.7	83.2
<b>Expenditure Category Total</b>	<b>33.7</b>	<b>83.2</b>
<b>Appropriated</b>		
DT2005-A State Aviation Fund (Appropriated)	1.4	0.0
DT2030-A State Highway Fund (Appropriated)	32.0	81.2
	<b>33.4</b>	<b>81.2</b>
<b>Non-Appropriated</b>		
DT2030-N State Highway Fund (Non-Appropriated)	0.3	2.0
	<b>0.3</b>	<b>2.0</b>
<b>Fund Source Total</b>	<b>33.7</b>	<b>83.2</b>
<hr/>		
Travel Out of State	37.2	59.6
<b>Expenditure Category Total</b>	<b>37.2</b>	<b>59.6</b>
<b>Appropriated</b>		
DT2005-A State Aviation Fund (Appropriated)	1.3	0.0
DT2030-A State Highway Fund (Appropriated)	35.5	59.6
	<b>36.8</b>	<b>59.6</b>
<b>Non-Appropriated</b>		
DT2030-N State Highway Fund (Non-Appropriated)	0.4	0.0
	<b>0.4</b>	<b>0.0</b>
<b>Fund Source Total</b>	<b>37.2</b>	<b>59.6</b>
<hr/>		
Food	0.0	0.0
<b>Expenditure Category Total</b>	<b>0.0</b>	<b>0.0</b>
<hr/>		
Aid to Organizations and Individuals	838,461.7	0.0

Date Printed: 9/1/2022 3:57:13 PM

All dollars are presented in thousands (not FTE).

## Program Expenditure Schedule

<b>Agency:</b>	<b>Department of Transportation</b>
<b>Program:</b>	<b>Transportation Support Services</b>

	<b>FY 2022 Actual</b>	<b>FY 2023 Expd. Plan</b>
<b>Expenditure Category Total</b>	<b>838,461.7</b>	<b>0.0</b>
<b>Appropriated</b>		
DT2030-A State Highway Fund (Appropriated)	0.7	0.0
	<b>0.7</b>	<b>0.0</b>
<b>Non-Appropriated</b>		
DT2500-N IGA and ISA Fund (Non-Appropriated)	2.9	0.0
DT3113-N Highway User Revenue Fund (Non-Appropriated)	838,458.1	0.0
	<b>838,461.0</b>	<b>0.0</b>
<b>Fund Source Total</b>	<b>838,461.7</b>	<b>0.0</b>
<hr/>		
Other Operating Expenses		51,025.6
Other Operating Expenditures Budg Approp	0.0	
Other Operating Expenditures Excluded from Cost Allocati	0.0	
Risk Management Charges To State Agency	16,454.5	
Risk Management Deductible - Indemnity	0.0	
Risk Management Deductible - Legal	0.0	
Risk Management Deductible - Medical	0.0	
Risk Management Deductible - Other	0.0	
Gen Liab- Non Physical-Taxable- Self Ins	0.0	
Gross Proceeds Payments To Attorneys	0.0	
General Liability- Non-Taxable- Self Ins	0.0	
Medical Malpractice - Self-Insured	0.0	
Automobile Liability - Self Insured	0.0	
General Property Damage - Self- Insured	0.0	
Automobile Physical Damage-Self Insured	0.0	
Liability Insurance Premiums	0.0	
Property Insurance Premiums	0.0	
Workers Compensation Benefit Payments	0.0	
Self Insurance - Administrative Fees	0.0	
Self Insurance - Premiums	0.0	
Self Insurance - Claim Payments	0.0	
Self Insurance - Pharmacy Claims	0.0	
Premium Tax On Altcs	0.0	
Other Insurance-Related Charges	0.0	
Internal Service Data Processing	1,411.7	
Internal Service Data Proc- Pc/Lan	0.0	
External Programming-Mainframe/Legacy	1,651.7	
External Programming- Pc/Lan/Serv/Web	0.0	
External Data Entry	0.0	
Othr External Data Proc-Mainframe/Legacy	0.0	
Othr External Data Proc-Pc/Lan/Serv/Web	1,356.0	
Pmt for AFIS Development & Usage	1,923.5	
Internal Service Telecommunications	0.0	
External Telecom Long Distance-In-State	6,350.5	
External Telecom Long Distance-Out-State	0.0	
Other External Telecommunication Service	0.0	
Electricity	2,054.6	
Sanitation Waste Disposal	592.5	
Water	294.1	
Gas And Fuel Oil For Buildings	228.3	
Other Utilities	0.0	

## Program Expenditure Schedule

<b>Agency:</b>	<b>Department of Transportation</b>
<b>Program:</b>	<b>Transportation Support Services</b>

	<u>FY 2022 Actual</u>	<u>FY 2023 Expd. Plan</u>
Building Rent Charges To State Agencies	0.0	
Priv Lease To Own Bld Rent Chrgs To Agy	0.0	
Cert Of Part Bld Rent Chrgs To Agy	0.0	
Rental Of Land And Buildings	804.4	
Rental Of Computer Equipment	0.0	
Rental Of Other Machinery And Equipment	358.9	
Miscellaneous Rent	425.7	
Interest On Overdue Payments	3.0	
All Other Interest Payments	0.0	
Internal Acct/Budg/Financial Svcs	0.0	
Other Internal Services	0.0	
Repair And Maintenance - Buildings	2,274.1	
Repair And Maintenance - Vehicles	617.1	
Repair And Maint - Mainframe And Legacy	0.0	
Repair And Maint-Pc/Lan/Serv/Web	0.0	
Repair And Maintenance - Other Equipment	15.7	
Other Repair And Maintenance	454.1	
Software Support And Maintenance	6,545.4	
Uniforms	41.8	
Inmate Clothing	0.0	
Security Supplies	0.0	
Office Supplies	100.8	
Computer Supplies	361.0	
Housekeeping Supplies	30.9	
Bedding And Bath Supplies	0.0	
Drugs And Medicine Supplies	0.4	
Medical Supplies	14.0	
Dental Supplies	0.0	
Automotive And Transportation Fuels	2,933.9	
Automotive Lubricants And Supplies	411.4	
Rpr And Maint Supplies-Not Auto Or Build	1,538.0	
Repair And Maintenance Supplies-Building	617.0	
Other Operating Supplies	13.9	
Publications	0.0	
Aggregate Withheld Or Paid Commissions	0.0	
Lottery Prizes	0.0	
Lottery Distribution Costs	0.0	
Material for Further Processing	0.0	
Other Resale Supplies	0.0	
Loss On Sales Of Capital Assets	0.0	
Loss on Sales of Investments	0.0	
Employee Tuition Reimbursement-Graduate	0.0	
Employee Tuition Reimb Under-Grad/Other	88.1	
Conference Registration-Attendance Fees	86.2	
Other Education And Training Costs	22.4	
Advertising	7.9	
Sponsorships	0.0	
Internal Printing	0.0	
External Printing	12.2	
Photography	0.0	
Postage And Delivery	314.0	

## Program Expenditure Schedule

<b>Agency:</b>	<b>Department of Transportation</b>
<b>Program:</b>	<b>Transportation Support Services</b>

	<b>FY 2022 Actual</b>	<b>FY 2023 Expd. Plan</b>
Document shredding and Destruction Services	25.9	
Translation and Sign Language Services	0.0	
Distribution To State Universities	0.0	
Other Intrastate Distributions	0.0	
Awards	85.8	
Entertainment And Promotional Items	1.7	
Dues	40.6	
Books- Subscriptions And Publications	195.1	
Costs For Digital Image Or Microfilm	17.8	
Revolving Fund Advances	0.0	
Credit Card Fees Over Approved Limit	0.0	
Relief Bill Expenditures	0.0	
Surplus Property Distr To State Agencies	0.0	
Security Services	0.0	
Judgments - Damages	0.0	
ICA Payments to Claimants Confidential	0.0	
Jdgmnt-Confidential Restitution To Indiv	0.0	
Judgments - Non-Confidential Restitution	0.0	
Judgments - Punitive And Compensatory	0.0	
Pmts Made to Resolve/Disputes/Avoid Costs of Litigation	0.0	
Pmts For Contracted State Inmate Labor	25.4	
Payments To State Inmates	0.0	
Bad Debt Expense	0.0	
Interview Expense	0.0	
Employee Relocations-Nontaxable	0.0	
Employee Relocations-Taxable	0.0	
Non-Confidential Invest/Legal/Law Enf	0.0	
Conf/Sensitive Invest/Legal/Undercover	0.0	
Fingerprinting, Background Checks, Etc.	11.5	
Other Miscellaneous Operating	267.7	
<b>Expenditure Category Total</b>	<b>51,081.2</b>	<b>51,025.6</b>
<b>Appropriated</b>		
DT2005-A State Aviation Fund (Appropriated)	1,087.0	561.3
DT2030-A State Highway Fund (Appropriated)	47,304.5	47,549.7
DT2226-A Air Quality Fund (Appropriated)	0.1	0.2
DT2272-A Vehicle Inspection and Certificate of Title Enforcement Fu	0.8	0.8
DT2285-A Motor Vehicle Liability Insurance Enforcement Fund (Appr	1.2	933.5
DT3113-A Highway User Revenue Fund (Appropriated)	16.9	28.6
	<b>48,410.5</b>	<b>49,074.1</b>
<b>Non-Appropriated</b>		
DT2030-N State Highway Fund (Non-Appropriated)	2,072.1	1,933.5
DT2449-N Employee Recognition Fund (Non-Appropriated)	7.6	13.0
DT2500-N IGA and ISA Fund (Non-Appropriated)	591.0	5.0
	<b>2,670.7</b>	<b>1,951.5</b>
<b>Fund Source Total</b>	<b>51,081.2</b>	<b>51,025.6</b>
Current Year Expenditures		1,248.4
Capital Equipment Budget And Approp	0.0	
Vehicles Capital Purchase	28.4	
Vehicles Capital Leases	0.0	
Furniture Capital Purchase	0.0	

## Program Expenditure Schedule

<b>Agency:</b>	<b>Department of Transportation</b>
<b>Program:</b>	<b>Transportation Support Services</b>

	<b>FY 2022 Actual</b>	<b>FY 2023 Expd. Plan</b>
Depreciable Works Of Art & Hist Treas/Coll Capital Purcha	0.0	
Non Depr Works Of Art & Hist Treas/Coll Cap Purchase	0.0	
Furniture Capital Leases	0.0	
Computer Equipment Capital Purchase	255.1	
Computer Equipment Capital Lease	0.0	
Telecommunication Equip-Capital Purchase	0.0	
Telecommunication Equip-Capital Lease	0.0	
Other Equipment Capital Purchase	0.0	
Other Equipment Capital Leases	0.0	
Purchased Or Licensed Software-Website	56.4	
Internally Generated Software-Website	0.0	
Development in Progress	0.0	
Right-Of-Way/Easement/Extraction Rights	0.0	
Oth Int Assets purchased, licensed or internally generate	0.0	
Other intangible assets acquired by capital lease	0.0	
Other Capital Asset Purchases	0.0	
Leasehold Improvement-Capital Purchase	0.0	
Other Capital Asset Leases	0.0	
Non-Capital Equip Budget And Approp	0.0	
Vehicles Non-Capital Purchase	0.0	
Vehicles Non-Capital Leases	0.0	
Furniture Non-Capital Purchase	229.1	
Works Of Art And Hist Treas-Non Capital	0.0	
Furniture Non-Capital Leases	0.0	
Computer Equipment Non-Capital Purchase	794.6	
Computer Equipment Non-Capital Lease	0.0	
Telecomm Equip Non-Capital Purchase	7.5	
Telecomm Equip Non-Capital Leases	0.0	
Other Equipment Non-Capital Purchase	57.6	
Weapons Non-Capital Purchase	0.0	
Other Equipment Non-Capital Lease	6.4	
Purchased Or Licensed Software/Website	20.5	
Internally Generated Software/Website	0.0	
LICENSES AND PERMITS	0.0	
Right-Of-Way/Easement/Extraction Exp	0.0	
Other Intangible Assets - Purchased, Licensed or Internall	0.0	
Noncapital Software/Web By Capital Lease	0.0	
Other Intangible Assets Acquired by Capital Lease	0.0	
Other Long Lived Tangible Assets to be Expenses	0.0	
Non-Capital Equipment Excluded from Cost Allocation	0.0	
<b>Expenditure Category Total</b>	<b>1,455.6</b>	<b>1,248.4</b>
<b>Appropriated</b>		
DT2005-A State Aviation Fund (Appropriated)	56.4	0.0
DT2030-A State Highway Fund (Appropriated)	1,395.1	1,248.4
	<b>1,451.5</b>	<b>1,248.4</b>
<b>Non-Appropriated</b>		
DT2030-N State Highway Fund (Non-Appropriated)	4.1	0.0
	<b>4.1</b>	<b>0.0</b>
<b>Fund Source Total</b>	<b>1,455.6</b>	<b>1,248.4</b>
Capital Outlay	704,149.2	35.4

## Program Expenditure Schedule

<b>Agency:</b>	Department of Transportation
<b>Program:</b>	Transportation Support Services

	<b>FY 2022 Actual</b>	<b>FY 2023 Expd. Plan</b>
<b>Expenditure Category Total</b>	<b>704,149.2</b>	<b>35.4</b>
<b>Appropriated</b>		
AA1000-A General Fund (Appropriated)	35,019.4	0.0
DT2005-A State Aviation Fund (Appropriated)	0.8	0.0
DT2030-A State Highway Fund (Appropriated)	1.4	35.4
	<b>35,021.6</b>	<b>35.4</b>
<b>Non-Appropriated</b>		
DT2005-N State Aviation Fund (Non-Appropriated)	5,647.0	0.0
DT2029-N Regional Area Road Fund - Maricopa County (Non-Approp	220,233.6	0.0
DT2030-N State Highway Fund (Non-Appropriated)	99,874.6	0.0
DT2097-N ADOT Federal Programs Fund (Non-Appropriated)	369.3	0.0
DT2463-N Grant Anticipation Notes Fund (Non-Appropriated)	59,959.5	0.0
DT5004-N State Highway Fund Bonds Debt Service Fund (Non-Appro	139,787.0	0.0
DT5008-N Regional Area Road Fund Debt Service Fund (Non-Approp	143,256.6	0.0
	<b>669,127.6</b>	<b>0.0</b>
<b>Fund Source Total</b>	<b>704,149.2</b>	<b>35.4</b>
Debt Service	0.0	0.0
<b>Expenditure Category Total</b>	<b>0.0</b>	<b>0.0</b>

Cost Allocation	(51,862.5)	(55,700.0)
<b>Expenditure Category Total</b>	<b>(51,862.5)</b>	<b>(55,700.0)</b>
<b>Appropriated</b>		
DT2030-A State Highway Fund (Appropriated)	(55,118.0)	(55,700.0)
	<b>(55,118.0)</b>	<b>(55,700.0)</b>
<b>Non-Appropriated</b>		
DT2500-N IGA and ISA Fund (Non-Appropriated)	100.6	0.0
DT2980-N Governor's Emergency Education Relief Fund (Non-Appro	(60.1)	0.0
DT2985-N ADOT Coronavirus State and Local Fiscal Recovery Fund (	3,215.0	0.0
	<b>3,255.5</b>	<b>0.0</b>
<b>Fund Source Total</b>	<b>(51,862.5)</b>	<b>(55,700.0)</b>

Transfers	1,820.5	345.7
<b>Expenditure Category Total</b>	<b>1,820.5</b>	<b>345.7</b>
<b>Appropriated</b>		
DT2030-A State Highway Fund (Appropriated)	515.7	345.7
DT2417-A Highway Expansion & Extension Loan Program Fund (App	1,220.8	0.0
DT2609-A Motor Vehicle Dealer Enforcement Fund (Appropriated)	84.0	0.0
	<b>1,820.5</b>	<b>345.7</b>
<b>Fund Source Total</b>	<b>1,820.5</b>	<b>345.7</b>

<b>Employee Retirement Coverage</b>			
<b>Retirement System</b>	<b>FTE</b>	<b>Personal Services</b>	<b>Fund#</b>
Arizona State Retirement System	11.0	2.2	DT2005-A
Arizona State Retirement System	572.0	36,015.9	DT2030-A
Arizona State Retirement System	4.0	102.7	DT2030-N
Arizona State Retirement System	3.0	22.0	DT2500-N



# Program Expenditure Schedule

Agency:	Department of Transportation
Program:	Transportation Support Services

	FY 2022 Actual	FY 2023 Expd. Plan
Combined Regular & Elected Positions At/Above FICA Maximum of \$147,000		
Total FTE	1.0	
Personal Services	148.5	
FTE's not eligible for Health, Dental & Life	3.0	

## Program Budget Unit Summary of Expenditures and Budget Request for All Funds

<b>Agency:</b>	Department of Transportation
<b>Program:</b>	Arizona Highways Magazine

Expenditure Categories		FY 2022	FY 2023	FY 2024	FY 2024
		Actual	Expd. Plan	Fund. Issue	Total Request
0000	FTE	15.0	0.0	0.0	0.0
6000	Personal Services	1,149.0	1,287.9	0.0	1,287.9
6100	Employee Related Expenses	432.4	489.7	0.0	489.7
6200	Professional and Outside Services	497.7	330.2	0.0	330.2
6500	Travel In-State	2.4	3.6	0.0	3.6
6600	Travel Out of State	3.7	15.7	0.0	15.7
6700	Food	0.0	0.0	0.0	0.0
6800	Aid to Organizations and Individuals	0.0	0.0	0.0	0.0
7000	Other Operating Expenses	2,718.4	3,158.0	0.0	3,158.0
8000	Equipment	8.6	9.0	0.0	9.0
8100	Capital Outlay	0.0	0.0	0.0	0.0
8600	Debt Service	0.0	0.0	0.0	0.0
9000	Cost Allocation	0.0	0.0	0.0	0.0
9100	Transfers	0.0	0.0	0.0	0.0
<b>Expenditure Categories Total:</b>		4,812.2	5,294.2	0.0	5,294.2
Fund Source					
<b>Non-Appropriated Funds</b>					
DT2030-N	State Highway Fund (Non-Appropriated)	0.0	0.0	0.0	0.0
DT2031-N	Arizona Highways Magazine Fund (Non-Appropriated)	4,812.2	5,294.2	0.0	5,294.2
		4,812.2	5,294.2	0.0	5,294.2
<b>Fund Source Total:</b>		4,812.2	5,294.2	0.0	5,294.2

## Program Budget Unit Summary of Expenditures and Budget Request for Selected Funds

**Agency:** Department of Transportation

FY 2022 Actual	FY 2023 Expd. Plan	FY 2024 Fund. Issue	FY 2024 Total Request
-------------------	-----------------------	------------------------	--------------------------

**Program:** Arizona Highways Magazine

**Fund:** DT2030-N State Highway Fund

**Non-Appropriated**

6000 Personal Services	0.0	0.0	0.0	0.0
6100 Employee Related Expenses	0.0	0.0	0.0	0.0
6200 Professional and Outside Services	0.0	0.0	0.0	0.0
6500 Travel In-State	0.0	0.0	0.0	0.0
6600 Travel Out of State	0.0	0.0	0.0	0.0
6700 Food	0.0	0.0	0.0	0.0
6800 Aid to Organizations and Individuals	0.0	0.0	0.0	0.0
7000 Other Operating Expenses	0.0	0.0	0.0	0.0
8000 Equipment	0.0	0.0	0.0	0.0
8100 Capital Outlay	0.0	0.0	0.0	0.0
8600 Debt Service	0.0	0.0	0.0	0.0
9000 Cost Allocation	0.0	0.0	0.0	0.0
9100 Transfers	0.0	0.0	0.0	0.0

<b>Non-Appropriated Total:</b>	0.0	0.0	0.0	0.0
--------------------------------	-----	-----	-----	-----

<b>Fund Total:</b>	0.0	0.0	0.0	0.0
--------------------	-----	-----	-----	-----

**Fund:** DT2031-N Arizona Highways Magazine Fund

**Non-Appropriated**

0000 FTE	15.0	0.0	0.0	0.0
6000 Personal Services	1,149.0	1,287.9	0.0	1,287.9
6100 Employee Related Expenses	432.4	489.7	0.0	489.7
6200 Professional and Outside Services	497.7	330.2	0.0	330.2
6500 Travel In-State	2.4	3.6	0.0	3.6
6600 Travel Out of State	3.7	15.7	0.0	15.7
6700 Food	0.0	0.0	0.0	0.0
6800 Aid to Organizations and Individuals	0.0	0.0	0.0	0.0
7000 Other Operating Expenses	2,718.4	3,158.0	0.0	3,158.0
8000 Equipment	8.6	9.0	0.0	9.0
8100 Capital Outlay	0.0	0.0	0.0	0.0

## Program Budget Unit Summary of Expenditures and Budget Request for Selected Funds

**Agency:** Department of Transportation

FY 2022 Actual	FY 2023 Expd. Plan	FY 2024 Fund. Issue	FY 2024 Total Request
-------------------	-----------------------	------------------------	--------------------------

**Program:** Arizona Highways Magazine

**Fund:** DT2031-N Arizona Highways Magazine Fund

**Non-Appropriated**

8600 Debt Service	0.0	0.0	0.0	0.0
9000 Cost Allocation	0.0	0.0	0.0	0.0
9100 Transfers	0.0	0.0	0.0	0.0

<b>Non-Appropriated Total:</b>	4,812.2	5,294.2	0.0	5,294.2
--------------------------------	---------	---------	-----	---------

<b>Fund Total:</b>	4,812.2	5,294.2	0.0	5,294.2
--------------------	---------	---------	-----	---------

<b>Program Total For Selected Funds:</b>	4,812.2	5,294.2	0.0	5,294.2
--	---------	---------	-----	---------

## Program Expenditure Schedule

<b>Agency:</b>	Department of Transportation
<b>Program:</b>	Arizona Highways Magazine

	FY 2022 Actual	FY 2023 Expd. Plan
FTE	15.0	0.0
<b>Expenditure Category Total</b>	<b>15.0</b>	<b>0.0</b>
<b>Non-Appropriated</b>		
DT2031-N Arizona Highways Magazine Fund (Non-Appropriated)	15.0	0.0
<b>Fund Source Total</b>	<b>15.0</b>	<b>0.0</b>
Personal Services	1,149.0	1,287.9
Boards and Commissions	0.0	0.0
<b>Expenditure Category Total</b>	<b>1,149.0</b>	<b>1,287.9</b>
<b>Non-Appropriated</b>		
DT2031-N Arizona Highways Magazine Fund (Non-Appropriated)	1,149.0	1,287.9
<b>Fund Source Total</b>	<b>1,149.0</b>	<b>1,287.9</b>
Employee Related Expenses	432.4	489.7
<b>Expenditure Category Total</b>	<b>432.4</b>	<b>489.7</b>
<b>Non-Appropriated</b>		
DT2031-N Arizona Highways Magazine Fund (Non-Appropriated)	432.4	489.7
<b>Fund Source Total</b>	<b>432.4</b>	<b>489.7</b>
Professional and Outside Services		330.2
External Prof/Outside Serv Budg And Appn	0.0	
External Investment Services	0.0	
Other External Financial Services	0.0	
Attorney General Legal Services	0.0	
External Legal Services	0.8	
External Engineer/Architect Cost - Exp	0.0	
External Engineer/Architect Cost- Cap	0.0	
Other Design	0.0	
Temporary Agency Services	3.6	
Hospital Services	0.0	
Other Medical Services	0.0	
Institutional Care	0.0	
Education And Training	0.0	
Vendor Travel	0.0	
Professional & Outside Services Excluded from Cost Alloca	0.0	
Vendor Travel - Non Reportable	0.0	
External Telecom Consulting Services	0.0	
Costs related to those in custody of the State	0.0	
Non - Confidential Specialist Fees	0.0	
Confidential Specialist Fees	0.0	
Outside Actuarial Costs	0.0	
Other Professional And Outside Services	493.3	

## Program Expenditure Schedule

<b>Agency:</b>	Department of Transportation
<b>Program:</b>	Arizona Highways Magazine

	FY 2022 Actual	FY 2023 Expd. Plan
<b>Expenditure Category Total</b>	<b>497.7</b>	<b>330.2</b>
<b>Non-Appropriated</b>		
DT2031-N Arizona Highways Magazine Fund (Non-Appropriated)	497.7	330.2
<b>Fund Source Total</b>	<b>497.7</b>	<b>330.2</b>
Travel In-State	2.4	3.6
<b>Expenditure Category Total</b>	<b>2.4</b>	<b>3.6</b>
<b>Non-Appropriated</b>		
DT2031-N Arizona Highways Magazine Fund (Non-Appropriated)	2.4	3.6
<b>Fund Source Total</b>	<b>2.4</b>	<b>3.6</b>
Travel Out of State	3.7	15.7
<b>Expenditure Category Total</b>	<b>3.7</b>	<b>15.7</b>
<b>Non-Appropriated</b>		
DT2031-N Arizona Highways Magazine Fund (Non-Appropriated)	3.7	15.7
<b>Fund Source Total</b>	<b>3.7</b>	<b>15.7</b>
Food	0.0	0.0
<b>Expenditure Category Total</b>	<b>0.0</b>	<b>0.0</b>
Aid to Organizations and Individuals	0.0	0.0
<b>Expenditure Category Total</b>	<b>0.0</b>	<b>0.0</b>
Other Operating Expenses		3,158.0
Other Operating Expenditures Budg Approp	0.0	
Other Operating Expenditures Excluded from Cost Allocati	0.0	
Risk Management Charges To State Agency	0.0	
Risk Management Deductible - Indemnity	0.0	
Risk Management Deductible - Legal	0.0	
Risk Management Deductible - Medical	0.0	
Risk Management Deductible - Other	0.0	
Gen Liab- Non Physical-Taxable- Self Ins	0.0	
Gross Proceeds Payments To Attorneys	0.0	
General Liability- Non-Taxable- Self Ins	0.0	
Medical Malpractice - Self-Insured	0.0	
Automobile Liability - Self Insured	0.0	
General Property Damage - Self- Insured	0.0	
Automobile Physical Damage-Self Insured	0.0	
Liability Insurance Premiums	0.0	
Property Insurance Premiums	0.0	
Workers Compensation Benefit Payments	0.0	
Self Insurance - Administrative Fees	0.0	
Self Insurance - Premiums	0.0	
Self Insurance - Claim Payments	0.0	
Self Insurance - Pharmacy Claims	0.0	
Premium Tax On Altcs	0.0	

## Program Expenditure Schedule

<b>Agency:</b>	<b>Department of Transportation</b>
<b>Program:</b>	<b>Arizona Highways Magazine</b>

	FY 2022 Actual	FY 2023 Expd. Plan
Other Insurance-Related Charges	0.0	
Internal Service Data Processing	0.0	
Internal Service Data Proc- Pc/Lan	0.0	
External Programming-Mainframe/Legacy	0.0	
External Programming- Pc/Lan/Serv/Web	0.0	
External Data Entry	0.0	
Othr External Data Proc-Mainframe/Legacy	0.0	
Othr External Data Proc-Pc/Lan/Serv/Web	0.0	
Pmt for AFIS Development & Usage	0.0	
Internal Service Telecommunications	0.0	
External Telecom Long Distance-In-State	0.0	
External Telecom Long Distance-Out-State	0.0	
Other External Telecommunication Service	0.0	
Electricity	0.0	
Sanitation Waste Disposal	0.0	
Water	0.0	
Gas And Fuel Oil For Buildings	0.0	
Other Utilities	0.0	
Building Rent Charges To State Agencies	0.0	
Priv Lease To Own Bld Rent Chrgs To Agy	0.0	
Cert Of Part Bld Rent Chrgs To Agy	0.0	
Rental Of Land And Buildings	0.0	
Rental Of Computer Equipment	0.0	
Rental Of Other Machinery And Equipment	1.6	
Miscellaneous Rent	0.7	
Interest On Overdue Payments	0.0	
All Other Interest Payments	0.0	
Internal Acct/Budg/Financial Svcs	0.0	
Other Internal Services	0.0	
Repair And Maintenance - Buildings	0.0	
Repair And Maintenance - Vehicles	0.0	
Repair And Maint - Mainframe And Legacy	0.0	
Repair And Maint-Pc/Lan/Serv/Web	0.0	
Repair And Maintenance - Other Equipment	1.4	
Other Repair And Maintenance	0.0	
Software Support And Maintenance	6.6	
Uniforms	0.0	
Inmate Clothing	0.0	
Security Supplies	0.0	
Office Supplies	2.9	
Computer Supplies	2.7	
Housekeeping Supplies	0.0	
Bedding And Bath Supplies	0.0	
Drugs And Medicine Supplies	0.0	
Medical Supplies	0.0	
Dental Supplies	0.0	
Automotive And Transportation Fuels	0.0	
Automotive Lubricants And Supplies	0.0	
Rpr And Maint Supplies-Not Auto Or Build	0.0	
Repair And Maintenance Supplies-Building	0.1	
Other Operating Supplies	0.0	

## Program Expenditure Schedule

<b>Agency:</b>	<b>Department of Transportation</b>
<b>Program:</b>	<b>Arizona Highways Magazine</b>

	<u>FY 2022 Actual</u>	<u>FY 2023 Expd. Plan</u>
Publications	1,063.5	
Aggregate Withheld Or Paid Commissions	0.0	
Lottery Prizes	0.0	
Lottery Distribution Costs	0.0	
Material for Further Processing	0.0	
Other Resale Supplies	568.8	
Loss On Sales Of Capital Assets	0.0	
Loss on Sales of Investments	0.0	
Employee Tuition Reimbursement-Graduate	0.0	
Employee Tuition Reimb Under-Grad/Other	0.0	
Conference Registration-Attendance Fees	3.5	
Other Education And Training Costs	0.0	
Advertising	27.2	
Sponsorships	0.0	
Internal Printing	0.0	
External Printing	20.9	
Photography	0.0	
Postage And Delivery	966.7	
Document shredding and Destruction Services	0.0	
Translation and Sign Language Services	0.0	
Distribution To State Universities	0.0	
Other Intrastate Distributions	0.0	
Awards	0.0	
Entertainment And Promotional Items	6.4	
Dues	7.2	
Books- Subscriptions And Publications	(3.9)	
Costs For Digital Image Or Microfilm	0.0	
Revolving Fund Advances	0.0	
Credit Card Fees Over Approved Limit	0.0	
Relief Bill Expenditures	0.0	
Surplus Property Distr To State Agencies	0.0	
Security Services	0.0	
Judgments - Damages	0.0	
ICA Payments to Claimants Confidential	0.0	
Jdgmnt-Confidential Restitution To Indiv	0.0	
Judgments - Non-Confidential Restitution	0.0	
Judgments - Punitive And Compensatory	0.0	
Pmts Made to Resolve/Disputes/Avoid Costs of Litigation	0.0	
Pmts For Contracted State Inmate Labor	0.0	
Payments To State Inmates	0.0	
Bad Debt Expense	16.3	
Interview Expense	0.0	
Employee Relocations-Nontaxable	0.0	
Employee Relocations-Taxable	0.0	
Non-Confidential Invest/Legal/Law Enf	0.0	
Conf/Sensitive Invest/Legal/Undercover	0.0	
Fingerprinting, Background Checks, Etc.	0.0	
Other Miscellaneous Operating	25.8	



## Program Expenditure Schedule

<b>Agency:</b>	<b>Department of Transportation</b>
<b>Program:</b>	<b>Arizona Highways Magazine</b>

	<b>FY 2022 Actual</b>	<b>FY 2023 Expd. Plan</b>
<b>Expenditure Category Total</b>	<b>2,718.4</b>	<b>3,158.0</b>
<b>Non-Appropriated</b>		
DT2031-N Arizona Highways Magazine Fund (Non-Appropriated)	2,718.4	3,158.0
<b>Fund Source Total</b>	<b>2,718.4</b>	<b>3,158.0</b>
Current Year Expenditures		9.0
Capital Equipment Budget And Approp	0.0	
Vehicles Capital Purchase	0.0	
Vehicles Capital Leases	0.0	
Furniture Capital Purchase	0.0	
Depreciable Works Of Art & Hist Treas/Coll Capital Purcha	0.0	
Non Depr Works Of Art & Hist Treas/Coll Cap Purchase	0.0	
Furniture Capital Leases	0.0	
Computer Equipment Capital Purchase	0.0	
Computer Equipment Capital Lease	0.0	
Telecommunication Equip-Capital Purchase	0.0	
Telecommunication Equip-Capital Lease	0.0	
Other Equipment Capital Purchase	0.0	
Other Equipment Capital Leases	0.0	
Purchased Or Licensed Software-Website	0.0	
Internally Generated Software-Website	0.0	
Development in Progress	0.0	
Right-Of-Way/Easement/Extraction Rights	0.0	
Oth Int Assets purchased, licensed or internally generate	0.0	
Other intangible assets acquired by capital lease	0.0	
Other Capital Asset Purchases	0.0	
Leasehold Improvement-Capital Purchase	0.0	
Other Capital Asset Leases	0.0	
Non-Capital Equip Budget And Approp	0.0	
Vehicles Non-Capital Purchase	0.0	
Vehicles Non-Capital Leases	0.0	
Furniture Non-Capital Purchase	0.0	
Works Of Art And Hist Treas-Non Capital	0.0	
Furniture Non-Capital Leases	0.0	
Computer Equipment Non-Capital Purchase	8.5	
Computer Equipment Non-Capital Lease	0.0	
Telecomm Equip Non-Capital Purchase	0.1	
Telecomm Equip Non-Capital Leases	0.0	
Other Equipment Non-Capital Purchase	0.0	
Weapons Non-Capital Purchase	0.0	
Other Equipment Non-Capital Lease	0.0	
Purchased Or Licensed Software/Website	0.0	
Internally Generated Software/Website	0.0	
LICENSES AND PERMITS	0.0	
Right-Of-Way/Easement/Extraction Exp	0.0	
Other Intangible Assets - Purchased, Licensed or Internall	0.0	
Noncapital Software/Web By Capital Lease	0.0	
Other Intangible Assets Acquired by Capital Lease	0.0	
Other Long Lived Tangible Assets to be Expenses	0.0	
Non-Capital Equipment Excluded from Cost Allocation	0.0	

## Program Expenditure Schedule

<b>Agency:</b>	Department of Transportation
<b>Program:</b>	Arizona Highways Magazine

	<u>FY 2022 Actual</u>	<u>FY 2023 Expd. Plan</u>
<b>Expenditure Category Total</b>	<b>8.6</b>	<b>9.0</b>
<b>Non-Appropriated</b>		
DT2031-N Arizona Highways Magazine Fund (Non-Appropriated)	8.6	9.0
<b>Fund Source Total</b>	<b>8.6</b>	<b>9.0</b>
Capital Outlay	0.0	0.0
<b>Expenditure Category Total</b>	<b>0.0</b>	<b>0.0</b>
<b>Non-Appropriated</b>		
DT2030-N State Highway Fund (Non-Appropriated)	0.0	0.0
<b>Fund Source Total</b>	<b>0.0</b>	<b>0.0</b>
Debt Service	0.0	0.0
<b>Expenditure Category Total</b>	<b>0.0</b>	<b>0.0</b>
Cost Allocation	0.0	0.0
<b>Expenditure Category Total</b>	<b>0.0</b>	<b>0.0</b>
Transfers	0.0	0.0
<b>Expenditure Category Total</b>	<b>0.0</b>	<b>0.0</b>

<b>Employee Retirement Coverage</b>			
<b>Retirement System</b>	<b>FTE</b>	<b>Personal Services</b>	<b>Fund#</b>
Arizona State Retirement System	15.0	1,287.9	DT2031-N
<b>Combined Regular &amp; Elected Positions At/Above FICA Maximum of \$147,000</b>			
<b>Total FTE</b>	<b>Personal Services</b>	<b>FTE's not eligible for Health, Dental &amp; Life</b>	
1.0	148.5	0.0	

## Program Budget Unit Summary of Expenditures and Budget Request for All Funds

<b>Agency:</b>	Department of Transportation
<b>Program:</b>	SLI Attorney General Legal Services

Expenditure Categories		FY 2022	FY 2023	FY 2024	FY 2024
		Actual	Expd. Plan	Fund. Issue	Total Request
6000	Personal Services	0.0	0.0	0.0	0.0
6100	Employee Related Expenses	0.0	0.0	0.0	0.0
6200	Professional and Outside Services	3,623.7	3,623.7	0.0	3,623.7
6500	Travel In-State	0.0	0.0	0.0	0.0
6600	Travel Out of State	0.0	0.0	0.0	0.0
6700	Food	0.0	0.0	0.0	0.0
6800	Aid to Organizations and Individuals	0.0	0.0	0.0	0.0
7000	Other Operating Expenses	0.0	0.0	0.0	0.0
8000	Equipment	0.0	0.0	0.0	0.0
8100	Capital Outlay	0.0	0.0	0.0	0.0
8600	Debt Service	0.0	0.0	0.0	0.0
9000	Cost Allocation	0.0	0.0	0.0	0.0
9100	Transfers	0.0	0.0	0.0	0.0
<b>Expenditure Categories Total:</b>		3,623.7	3,623.7	0.0	3,623.7
<b>Fund Source</b>					
<b>Appropriated Funds</b>					
DT2030-A State Highway Fund (Appropriated)		3,623.7	3,623.7	0.0	3,623.7
		3,623.7	3,623.7	0.0	3,623.7
<b>Fund Source Total:</b>		3,623.7	3,623.7	0.0	3,623.7

## Program Budget Unit Summary of Expenditures and Budget Request for Selected Funds

**Agency:** Department of Transportation

FY 2022 Actual	FY 2023 Expd. Plan	FY 2024 Fund. Issue	FY 2024 Total Request
-------------------	-----------------------	------------------------	--------------------------

**Program:** SLI Attorney General Legal Services

**Fund:** DT2030-A State Highway Fund

### Appropriated

6000 Personal Services	0.0	0.0	0.0	0.0
6100 Employee Related Expenses	0.0	0.0	0.0	0.0
6200 Professional and Outside Services	3,623.7	3,623.7	0.0	3,623.7
6500 Travel In-State	0.0	0.0	0.0	0.0
6600 Travel Out of State	0.0	0.0	0.0	0.0
6700 Food	0.0	0.0	0.0	0.0
6800 Aid to Organizations and Individuals	0.0	0.0	0.0	0.0
7000 Other Operating Expenses	0.0	0.0	0.0	0.0
8000 Equipment	0.0	0.0	0.0	0.0
8100 Capital Outlay	0.0	0.0	0.0	0.0
8600 Debt Service	0.0	0.0	0.0	0.0
9000 Cost Allocation	0.0	0.0	0.0	0.0
9100 Transfers	0.0	0.0	0.0	0.0

<b>Appropriated Total:</b>	3,623.7	3,623.7	0.0	3,623.7
----------------------------	---------	---------	-----	---------

<b>Fund Total:</b>	3,623.7	3,623.7	0.0	3,623.7
--------------------	---------	---------	-----	---------

<b>Program Total For Selected Funds:</b>	3,623.7	3,623.7	0.0	3,623.7
--	---------	---------	-----	---------

## Program Expenditure Schedule

<b>Agency:</b>	Department of Transportation
<b>Program:</b>	SLI Attorney General Legal Services

	FY 2022 Actual	FY 2023 Expd. Plan
Professional and Outside Services		3,623.7
Attorney General Legal Services	3,623.7	
<b>Expenditure Category Total</b>	<b>3,623.7</b>	<b>3,623.7</b>
<b>Appropriated</b>		
DT2030-A State Highway Fund (Appropriated)	3,623.7	3,623.7
	<b>3,623.7</b>	<b>3,623.7</b>
<b>Fund Source Total</b>	<b>3,623.7</b>	<b>3,623.7</b>

## Program Budget Unit Summary of Expenditures and Budget Request for All Funds

<b>Agency:</b>	Department of Transportation
<b>Program:</b>	SLI Vehicle License Tax Deposit

Expenditure Categories		FY 2022	FY 2023	FY 2024	FY 2024
		Actual	Expd. Plan	Fund. Issue	Total Request
6000	Personal Services	0.0	0.0	0.0	0.0
6100	Employee Related Expenses	0.0	0.0	0.0	0.0
6200	Professional and Outside Services	0.0	0.0	0.0	0.0
6500	Travel In-State	0.0	0.0	0.0	0.0
6600	Travel Out of State	0.0	0.0	0.0	0.0
6700	Food	0.0	0.0	0.0	0.0
6800	Aid to Organizations and Individuals	0.0	0.0	0.0	0.0
7000	Other Operating Expenses	0.0	0.0	0.0	0.0
8000	Equipment	0.0	0.0	0.0	0.0
8100	Capital Outlay	0.0	0.0	0.0	0.0
8600	Debt Service	0.0	0.0	0.0	0.0
9000	Cost Allocation	0.0	0.0	0.0	0.0
9100	Transfers	3,300.0	0.0	0.0	0.0
<b>Expenditure Categories Total:</b>		3,300.0	0.0	0.0	0.0
Fund Source					
<b>Appropriated Funds</b>					
AA1000-A	General Fund (Appropriated)	3,300.0	0.0	0.0	0.0
DT4072-A	State Fleet Vehicle Replacement Fund (Appropriat	0.0	0.0	0.0	0.0
		3,300.0	0.0	0.0	0.0
<b>Fund Source Total:</b>		3,300.0	0.0	0.0	0.0

## Program Budget Unit Summary of Expenditures and Budget Request for Selected Funds

**Agency:** Department of Transportation

FY 2022 Actual	FY 2023 Expd. Plan	FY 2024 Fund. Issue	FY 2024 Total Request
-------------------	-----------------------	------------------------	--------------------------

**Program:** SLI Vehicle License Tax Deposit

**Fund:** AA1000-A General Fund

**Appropriated**

6000 Personal Services	0.0	0.0	0.0	0.0
6100 Employee Related Expenses	0.0	0.0	0.0	0.0
6200 Professional and Outside Services	0.0	0.0	0.0	0.0
6500 Travel In-State	0.0	0.0	0.0	0.0
6600 Travel Out of State	0.0	0.0	0.0	0.0
6700 Food	0.0	0.0	0.0	0.0
6800 Aid to Organizations and Individuals	0.0	0.0	0.0	0.0
7000 Other Operating Expenses	0.0	0.0	0.0	0.0
8000 Equipment	0.0	0.0	0.0	0.0
8100 Capital Outlay	0.0	0.0	0.0	0.0
8600 Debt Service	0.0	0.0	0.0	0.0
9000 Cost Allocation	0.0	0.0	0.0	0.0
9100 Transfers	3,300.0	0.0	0.0	0.0
<b>Appropriated Total:</b>	<b>3,300.0</b>	<b>0.0</b>	<b>0.0</b>	<b>0.0</b>
<b>Fund Total:</b>	<b>3,300.0</b>	<b>0.0</b>	<b>0.0</b>	<b>0.0</b>

**Fund:** DT4072-A State Fleet Vehicle Replacement Fund

**Appropriated**

6000 Personal Services	0.0	0.0	0.0	0.0
6100 Employee Related Expenses	0.0	0.0	0.0	0.0
6200 Professional and Outside Services	0.0	0.0	0.0	0.0
6500 Travel In-State	0.0	0.0	0.0	0.0
6600 Travel Out of State	0.0	0.0	0.0	0.0
6700 Food	0.0	0.0	0.0	0.0
6800 Aid to Organizations and Individuals	0.0	0.0	0.0	0.0
7000 Other Operating Expenses	0.0	0.0	0.0	0.0
8000 Equipment	0.0	0.0	0.0	0.0
8100 Capital Outlay	0.0	0.0	0.0	0.0

## Program Budget Unit Summary of Expenditures and Budget Request for Selected Funds

<b>Agency:</b> Department of Transportation					
		<b>FY 2022</b>	<b>FY 2023</b>	<b>FY 2024</b>	<b>FY 2024</b>
		<b>Actual</b>	<b>Expd. Plan</b>	<b>Fund. Issue</b>	<b>Total Request</b>
<b>Program:</b> SLI Vehicle License Tax Deposit					
<b>Fund:</b> DT4072-A State Fleet Vehicle Replacement Fund					
<b>Appropriated</b>					
8600	Debt Service	0.0	0.0	0.0	0.0
9000	Cost Allocation	0.0	0.0	0.0	0.0
9100	Transfers	0.0	0.0	0.0	0.0
<b>Appropriated Total:</b>		0.0	0.0	0.0	0.0
<b>Fund Total:</b>		0.0	0.0	0.0	0.0
<b>Program Total For Selected Funds:</b>		3,300.0	0.0	0.0	0.0



## Program Expenditure Schedule

<b>Agency:</b>	Department of Transportation
<b>Program:</b>	SLI Vehicle License Tax Deposit

	FY 2022 Actual	FY 2023 Expd. Plan
FTE	0.0	0.0
<b>Expenditure Category Total</b>	<b>0.0</b>	<b>0.0</b>
Personal Services	0.0	0.0
Boards and Commissions	0.0	0.0
<b>Expenditure Category Total</b>	<b>0.0</b>	<b>0.0</b>
Employee Related Expenses	0.0	0.0
<b>Expenditure Category Total</b>	<b>0.0</b>	<b>0.0</b>
Professional and Outside Services		0.0
External Prof/Outside Serv Budg And Appn	0.0	
External Investment Services	0.0	
Other External Financial Services	0.0	
Attorney General Legal Services	0.0	
External Legal Services	0.0	
External Engineer/Architect Cost - Exp	0.0	
External Engineer/Architect Cost- Cap	0.0	
Other Design	0.0	
Temporary Agency Services	0.0	
Hospital Services	0.0	
Other Medical Services	0.0	
Institutional Care	0.0	
Education And Training	0.0	
Vendor Travel	0.0	
Professional & Outside Services Excluded from Cost Alloca	0.0	
Vendor Travel - Non Reportable	0.0	
External Telecom Consulting Services	0.0	
Costs related to those in custody of the State	0.0	
Non - Confidential Specialist Fees	0.0	
Confidential Specialist Fees	0.0	
Outside Actuarial Costs	0.0	
Other Professional And Outside Services	0.0	
<b>Expenditure Category Total</b>	<b>0.0</b>	<b>0.0</b>
Travel In-State	0.0	0.0
<b>Expenditure Category Total</b>	<b>0.0</b>	<b>0.0</b>
Travel Out of State	0.0	0.0
<b>Expenditure Category Total</b>	<b>0.0</b>	<b>0.0</b>
Food	0.0	0.0
<b>Expenditure Category Total</b>	<b>0.0</b>	<b>0.0</b>
Aid to Organizations and Individuals	0.0	0.0
<b>Expenditure Category Total</b>	<b>0.0</b>	<b>0.0</b>

## Program Expenditure Schedule

<b>Agency:</b>	<b>Department of Transportation</b>
<b>Program:</b>	<b>SLI Vehicle License Tax Deposit</b>

	<u>FY 2022 Actual</u>	<u>FY 2023 Expd. Plan</u>
Other Operating Expenses		0.0
Other Operating Expenditures Budg Approp	0.0	
Other Operating Expenditures Excluded from Cost Allocati	0.0	
Risk Management Charges To State Agency	0.0	
Risk Management Deductible - Indemnity	0.0	
Risk Management Deductible - Legal	0.0	
Risk Management Deductible - Medical	0.0	
Risk Management Deductible - Other	0.0	
Gen Liab- Non Physical-Taxable- Self Ins	0.0	
Gross Proceeds Payments To Attorneys	0.0	
General Liability- Non-Taxable- Self Ins	0.0	
Medical Malpractice - Self-Insured	0.0	
Automobile Liability - Self Insured	0.0	
General Property Damage - Self- Insured	0.0	
Automobile Physical Damage-Self Insured	0.0	
Liability Insurance Premiums	0.0	
Property Insurance Premiums	0.0	
Workers Compensation Benefit Payments	0.0	
Self Insurance - Administrative Fees	0.0	
Self Insurance - Premiums	0.0	
Self Insurance - Claim Payments	0.0	
Self Insurance - Pharmacy Claims	0.0	
Premium Tax On Altcs	0.0	
Other Insurance-Related Charges	0.0	
Internal Service Data Processing	0.0	
Internal Service Data Proc- Pc/Lan	0.0	
External Programming-Mainframe/Legacy	0.0	
External Programming- Pc/Lan/Serv/Web	0.0	
External Data Entry	0.0	
Othr External Data Proc-Mainframe/Legacy	0.0	
Othr External Data Proc-Pc/Lan/Serv/Web	0.0	
Pmt for AFIS Development & Usage	0.0	
Internal Service Telecommunications	0.0	
External Telecom Long Distance-In-State	0.0	
External Telecom Long Distance-Out-State	0.0	
Other External Telecommunication Service	0.0	
Electricity	0.0	
Sanitation Waste Disposal	0.0	
Water	0.0	
Gas And Fuel Oil For Buildings	0.0	
Other Utilities	0.0	
Building Rent Charges To State Agencies	0.0	
Priv Lease To Own Bld Rent Chrgs To Agy	0.0	
Cert Of Part Bld Rent Chrgs To Agy	0.0	
Rental Of Land And Buildings	0.0	
Rental Of Computer Equipment	0.0	
Rental Of Other Machinery And Equipment	0.0	
Miscellaneous Rent	0.0	
Interest On Overdue Payments	0.0	
All Other Interest Payments	0.0	
Internal Acct/Budg/Financial Svcs	0.0	

## Program Expenditure Schedule

<b>Agency:</b>	<b>Department of Transportation</b>
<b>Program:</b>	<b>SLI Vehicle License Tax Deposit</b>

	FY 2022 Actual	FY 2023 Expd. Plan
Other Internal Services	0.0	
Repair And Maintenance - Buildings	0.0	
Repair And Maintenance - Vehicles	0.0	
Repair And Maint - Mainframe And Legacy	0.0	
Repair And Maint-Pc/Lan/Serv/Web	0.0	
Repair And Maintenance - Other Equipment	0.0	
Other Repair And Maintenance	0.0	
Software Support And Maintenance	0.0	
Uniforms	0.0	
Inmate Clothing	0.0	
Security Supplies	0.0	
Office Supplies	0.0	
Computer Supplies	0.0	
Housekeeping Supplies	0.0	
Bedding And Bath Supplies	0.0	
Drugs And Medicine Supplies	0.0	
Medical Supplies	0.0	
Dental Supplies	0.0	
Automotive And Transportation Fuels	0.0	
Automotive Lubricants And Supplies	0.0	
Rpr And Maint Supplies-Not Auto Or Build	0.0	
Repair And Maintenance Supplies-Building	0.0	
Other Operating Supplies	0.0	
Publications	0.0	
Aggregate Withheld Or Paid Commissions	0.0	
Lottery Prizes	0.0	
Lottery Distribution Costs	0.0	
Material for Further Processing	0.0	
Other Resale Supplies	0.0	
Loss On Sales Of Capital Assets	0.0	
Loss on Sales of Investments	0.0	
Employee Tuition Reimbursement-Graduate	0.0	
Employee Tuition Reimb Under-Grad/Other	0.0	
Conference Registration-Attendance Fees	0.0	
Other Education And Training Costs	0.0	
Advertising	0.0	
Sponsorships	0.0	
Internal Printing	0.0	
External Printing	0.0	
Photography	0.0	
Postage And Delivery	0.0	
Document shredding and Destruction Services	0.0	
Translation and Sign Language Services	0.0	
Distribution To State Universities	0.0	
Other Intrastate Distributions	0.0	
Awards	0.0	
Entertainment And Promotional Items	0.0	
Dues	0.0	
Books- Subscriptions And Publications	0.0	
Costs For Digital Image Or Microfilm	0.0	
Revolving Fund Advances	0.0	

## Program Expenditure Schedule

<b>Agency:</b>	<b>Department of Transportation</b>
<b>Program:</b>	<b>SLI Vehicle License Tax Deposit</b>

	<b>FY 2022 Actual</b>	<b>FY 2023 Expd. Plan</b>
Credit Card Fees Over Approved Limit	0.0	
Relief Bill Expenditures	0.0	
Surplus Property Distr To State Agencies	0.0	
Security Services	0.0	
Judgments - Damages	0.0	
ICA Payments to Claimants Confidential	0.0	
Jdgmnt-Confidential Restitution To Indiv	0.0	
Judgments - Non-Confidential Restitution	0.0	
Judgments - Punitive And Compensatory	0.0	
Pmts Made to Resolve/Disputes/Avoid Costs of Litigation	0.0	
Pmts For Contracted State Inmate Labor	0.0	
Payments To State Inmates	0.0	
Bad Debt Expense	0.0	
Interview Expense	0.0	
Employee Relocations-Nontaxable	0.0	
Employee Relocations-Taxable	0.0	
Non-Confidential Invest/Legal/Law Enf	0.0	
Conf/Sensitive Invest/Legal/Undercover	0.0	
Fingerprinting, Background Checks, Etc.	0.0	
Other Miscellaneous Operating	0.0	
<b>Expenditure Category Total</b>	<b>0.0</b>	<b>0.0</b>
<hr/>		
Current Year Expenditures		0.0
Capital Equipment Budget And Approp	0.0	
Vehicles Capital Purchase	0.0	
Vehicles Capital Leases	0.0	
Furniture Capital Purchase	0.0	
Depreciable Works Of Art & Hist Treas/Coll Capital Purcha	0.0	
Non Depr Works Of Art & Hist Treas/Coll Cap Purchase	0.0	
Furniture Capital Leases	0.0	
Computer Equipment Capital Purchase	0.0	
Computer Equipment Capital Lease	0.0	
Telecommunication Equip-Capital Purchase	0.0	
Telecommunication Equip-Capital Lease	0.0	
Other Equipment Capital Purchase	0.0	
Other Equipment Capital Leases	0.0	
Purchased Or Licensed Software-Website	0.0	
Internally Generated Software-Website	0.0	
Development in Progress	0.0	
Right-Of-Way/Easement/Extraction Rights	0.0	
Oth Int Assets purchased, licensed or internally generate	0.0	
Other intangible assets acquired by capital lease	0.0	
Other Capital Asset Purchases	0.0	
Leasehold Improvement-Capital Purchase	0.0	
Other Capital Asset Leases	0.0	
Non-Capital Equip Budget And Approp	0.0	
Vehicles Non-Capital Purchase	0.0	
Vehicles Non-Capital Leases	0.0	
Furniture Non-Capital Purchase	0.0	
Works Of Art And Hist Treas-Non Capital	0.0	

## Program Expenditure Schedule

<b>Agency:</b>	<b>Department of Transportation</b>
<b>Program:</b>	<b>SLI Vehicle License Tax Deposit</b>

	<b>FY 2022 Actual</b>	<b>FY 2023 Expd. Plan</b>
Furniture Non-Capital Leases	0.0	
Computer Equipment Non-Capital Purchase	0.0	
Computer Equipment Non-Capital Lease	0.0	
Telecomm Equip Non-Capital Purchase	0.0	
Telecomm Equip Non-Capital Leases	0.0	
Other Equipment Non-Capital Purchase	0.0	
Weapons Non-Capital Purchase	0.0	
Other Equipment Non-Capital Lease	0.0	
Purchased Or Licensed Software/Website	0.0	
Internally Generated Software/Website	0.0	
LICENSES AND PERMITS	0.0	
Right-Of-Way/Easement/Extraction Exp	0.0	
Other Intangible Assets - Purchased, Licensed or Internall	0.0	
Noncapital Software/Web By Capital Lease	0.0	
Other Intangible Assets Acquired by Capital Lease	0.0	
Other Long Lived Tangible Assets to be Expenses	0.0	
Non-Capital Equipment Excluded from Cost Allocation	0.0	
<b>Expenditure Category Total</b>	<b>0.0</b>	<b>0.0</b>
<b>Appropriated</b>		
DT4072-A State Fleet Vehicle Replacement Fund (Appropriated)	0.0	0.0
<b>Fund Source Total</b>	<b>0.0</b>	<b>0.0</b>
Capital Outlay	0.0	0.0
<b>Expenditure Category Total</b>	<b>0.0</b>	<b>0.0</b>
Debt Service	0.0	0.0
<b>Expenditure Category Total</b>	<b>0.0</b>	<b>0.0</b>
Cost Allocation	0.0	0.0
<b>Expenditure Category Total</b>	<b>0.0</b>	<b>0.0</b>
Transfers	3,300.0	0.0
<b>Expenditure Category Total</b>	<b>3,300.0</b>	<b>0.0</b>
<b>Appropriated</b>		
AA1000-A General Fund (Appropriated)	3,300.0	0.0
<b>Fund Source Total</b>	<b>3,300.0</b>	<b>0.0</b>

## Program Budget Unit Summary of Expenditures and Budget Request for All Funds

<b>Agency:</b>	Department of Transportation
<b>Program:</b>	SLI ADOT Fleet Replacement

Expenditure Categories		FY 2022	FY 2023	FY 2024	FY 2024
		Actual	Expd. Plan	Fund. Issue	Total Request
0000	FTE	0.0	0.0	0.0	0.0
6000	Personal Services	0.0	0.0	0.0	0.0
6100	Employee Related Expenses	0.0	0.0	0.0	0.0
6200	Professional and Outside Services	0.0	0.0	0.0	0.0
6500	Travel In-State	0.0	0.0	0.0	0.0
6600	Travel Out of State	0.0	0.0	0.0	0.0
6700	Food	0.0	0.0	0.0	0.0
6800	Aid to Organizations and Individuals	0.0	0.0	0.0	0.0
7000	Other Operating Expenses	587.9	0.0	0.0	0.0
8000	Equipment	12,098.5	22,400.0	496.0	22,896.0
8100	Capital Outlay	0.0	0.0	0.0	0.0
8600	Debt Service	0.0	0.0	0.0	0.0
9000	Cost Allocation	0.0	0.0	0.0	0.0
9100	Transfers	0.0	0.0	0.0	0.0
Expenditure Categories Total:		12,686.4	22,400.0	496.0	22,896.0

Fund Source					
Appropriated Funds					
DT2030-A State Highway Fund (Appropriated)		12,686.4	22,400.0	496.0	22,896.0
		12,686.4	22,400.0	496.0	22,896.0
Fund Source Total:		12,686.4	22,400.0	496.0	22,896.0

## Program Budget Unit Summary of Expenditures and Budget Request for Selected Funds

<b>Agency:</b> Department of Transportation					
		<b>FY 2022</b>	<b>FY 2023</b>	<b>FY 2024</b>	<b>FY 2024</b>
		<b>Actual</b>	<b>Expd. Plan</b>	<b>Fund. Issue</b>	<b>Total Request</b>
<b>Program:</b> SLI ADOT Fleet Replacement					
<b>Fund:</b> DT2030-A State Highway Fund					
<b>Appropriated</b>					
0000	FTE	0.0	0.0	0.0	0.0
6000	Personal Services	0.0	0.0	0.0	0.0
6100	Employee Related Expenses	0.0	0.0	0.0	0.0
6200	Professional and Outside Services	0.0	0.0	0.0	0.0
6500	Travel In-State	0.0	0.0	0.0	0.0
6600	Travel Out of State	0.0	0.0	0.0	0.0
6700	Food	0.0	0.0	0.0	0.0
6800	Aid to Organizations and Individuals	0.0	0.0	0.0	0.0
7000	Other Operating Expenses	587.9	0.0	0.0	0.0
8000	Equipment	12,098.5	22,400.0	496.0	22,896.0
8100	Capital Outlay	0.0	0.0	0.0	0.0
8600	Debt Service	0.0	0.0	0.0	0.0
9000	Cost Allocation	0.0	0.0	0.0	0.0
9100	Transfers	0.0	0.0	0.0	0.0
<b>Appropriated Total:</b>		12,686.4	22,400.0	496.0	22,896.0
<b>Fund Total:</b>		12,686.4	22,400.0	496.0	22,896.0
<b>Program Total For Selected Funds:</b>		12,686.4	22,400.0	496.0	22,896.0

## Program Expenditure Schedule

<b>Agency:</b>	<b>Department of Transportation</b>
<b>Program:</b>	<b>SLI ADOT Fleet Replacement</b>

	<b>FY 2022 Actual</b>	<b>FY 2023 Expd. Plan</b>
FTE	0.0	0.0
<b>Expenditure Category Total</b>	<b>0.0</b>	<b>0.0</b>
Personal Services	0.0	0.0
Boards and Commissions	0.0	0.0
<b>Expenditure Category Total</b>	<b>0.0</b>	<b>0.0</b>
Employee Related Expenses	0.0	0.0
<b>Expenditure Category Total</b>	<b>0.0</b>	<b>0.0</b>
Professional and Outside Services		0.0
External Prof/Outside Serv Budg And Appn	0.0	
External Investment Services	0.0	
Other External Financial Services	0.0	
Attorney General Legal Services	0.0	
External Legal Services	0.0	
External Engineer/Architect Cost - Exp	0.0	
External Engineer/Architect Cost- Cap	0.0	
Other Design	0.0	
Temporary Agency Services	0.0	
Hospital Services	0.0	
Other Medical Services	0.0	
Institutional Care	0.0	
Education And Training	0.0	
Vendor Travel	0.0	
Professional & Outside Services Excluded from Cost Alloca	0.0	
Vendor Travel - Non Reportable	0.0	
External Telecom Consulting Services	0.0	
Costs related to those in custody of the State	0.0	
Non - Confidential Specialist Fees	0.0	
Confidential Specialist Fees	0.0	
Outside Actuarial Costs	0.0	
Other Professional And Outside Services	0.0	
<b>Expenditure Category Total</b>	<b>0.0</b>	<b>0.0</b>
Travel In-State	0.0	0.0
<b>Expenditure Category Total</b>	<b>0.0</b>	<b>0.0</b>
Travel Out of State	0.0	0.0
<b>Expenditure Category Total</b>	<b>0.0</b>	<b>0.0</b>
Food	0.0	0.0
<b>Expenditure Category Total</b>	<b>0.0</b>	<b>0.0</b>
Aid to Organizations and Individuals	0.0	0.0
<b>Expenditure Category Total</b>	<b>0.0</b>	<b>0.0</b>



## Program Expenditure Schedule

<b>Agency:</b>	<b>Department of Transportation</b>
<b>Program:</b>	<b>SLI ADOT Fleet Replacement</b>

	<u>FY 2022 Actual</u>	<u>FY 2023 Expd. Plan</u>
Other Operating Expenses		0.0
Other Operating Expenditures Budg Approp	0.0	
Other Operating Expenditures Excluded from Cost Allocati	0.0	
Risk Management Charges To State Agency	0.0	
Risk Management Deductible - Indemnity	0.0	
Risk Management Deductible - Legal	0.0	
Risk Management Deductible - Medical	0.0	
Risk Management Deductible - Other	0.0	
Gen Liab- Non Physical-Taxable- Self Ins	0.0	
Gross Proceeds Payments To Attorneys	0.0	
General Liability- Non-Taxable- Self Ins	0.0	
Medical Malpractice - Self-Insured	0.0	
Automobile Liability - Self Insured	0.0	
General Property Damage - Self- Insured	0.0	
Automobile Physical Damage-Self Insured	0.0	
Liability Insurance Premiums	0.0	
Property Insurance Premiums	0.0	
Workers Compensation Benefit Payments	0.0	
Self Insurance - Administrative Fees	0.0	
Self Insurance - Premiums	0.0	
Self Insurance - Claim Payments	0.0	
Self Insurance - Pharmacy Claims	0.0	
Premium Tax On Altcs	0.0	
Other Insurance-Related Charges	0.0	
Internal Service Data Processing	0.0	
Internal Service Data Proc- Pc/Lan	0.0	
External Programming-Mainframe/Legacy	0.0	
External Programming- Pc/Lan/Serv/Web	0.0	
External Data Entry	0.0	
Othr External Data Proc-Mainframe/Legacy	0.0	
Othr External Data Proc-Pc/Lan/Serv/Web	0.0	
Pmt for AFIS Development & Usage	0.0	
Internal Service Telecommunications	0.0	
External Telecom Long Distance-In-State	0.0	
External Telecom Long Distance-Out-State	0.0	
Other External Telecommunication Service	0.0	
Electricity	0.0	
Sanitation Waste Disposal	0.0	
Water	0.0	
Gas And Fuel Oil For Buildings	0.0	
Other Utilities	0.0	
Building Rent Charges To State Agencies	0.0	
Priv Lease To Own Bld Rent Chrgs To Agy	0.0	
Cert Of Part Bld Rent Chrgs To Agy	0.0	
Rental Of Land And Buildings	0.0	
Rental Of Computer Equipment	0.0	
Rental Of Other Machinery And Equipment	0.0	
Miscellaneous Rent	0.0	
Interest On Overdue Payments	0.0	
All Other Interest Payments	277.0	
Internal Acct/Budg/Financial Svcs	0.0	

## Program Expenditure Schedule

<b>Agency:</b>	<b>Department of Transportation</b>
<b>Program:</b>	<b>SLI ADOT Fleet Replacement</b>

	<u>FY 2022 Actual</u>	<u>FY 2023 Expd. Plan</u>
Other Internal Services	0.0	
Repair And Maintenance - Buildings	0.0	
Repair And Maintenance - Vehicles	28.0	
Repair And Maint - Mainframe And Legacy	0.0	
Repair And Maint-Pc/Lan/Serv/Web	0.0	
Repair And Maintenance - Other Equipment	0.0	
Other Repair And Maintenance	0.0	
Software Support And Maintenance	0.0	
Uniforms	0.0	
Inmate Clothing	0.0	
Security Supplies	0.0	
Office Supplies	0.0	
Computer Supplies	0.0	
Housekeeping Supplies	0.0	
Bedding And Bath Supplies	0.0	
Drugs And Medicine Supplies	0.0	
Medical Supplies	0.0	
Dental Supplies	0.0	
Automotive And Transportation Fuels	0.0	
Automotive Lubricants And Supplies	277.1	
Rpr And Maint Supplies-Not Auto Or Build	0.0	
Repair And Maintenance Supplies-Building	0.0	
Other Operating Supplies	0.0	
Publications	0.0	
Aggregate Withheld Or Paid Commissions	0.0	
Lottery Prizes	0.0	
Lottery Distribution Costs	0.0	
Material for Further Processing	0.0	
Other Resale Supplies	0.0	
Loss On Sales Of Capital Assets	0.0	
Loss on Sales of Investments	0.0	
Employee Tuition Reimbursement-Graduate	0.0	
Employee Tuition Reimb Under-Grad/Other	0.0	
Conference Registration-Attendance Fees	0.0	
Other Education And Training Costs	0.0	
Advertising	0.0	
Sponsorships	0.0	
Internal Printing	0.0	
External Printing	0.0	
Photography	0.0	
Postage And Delivery	0.0	
Document shredding and Destruction Services	0.0	
Translation and Sign Language Services	0.0	
Distribution To State Universities	0.0	
Other Intrastate Distributions	0.0	
Awards	0.0	
Entertainment And Promotional Items	0.0	
Dues	0.0	
Books- Subscriptions And Publications	0.0	
Costs For Digital Image Or Microfilm	0.0	
Revolving Fund Advances	0.0	

## Program Expenditure Schedule

<b>Agency:</b>	<b>Department of Transportation</b>
<b>Program:</b>	<b>SLI ADOT Fleet Replacement</b>

	<b>FY 2022 Actual</b>	<b>FY 2023 Expd. Plan</b>
Credit Card Fees Over Approved Limit	0.0	
Relief Bill Expenditures	0.0	
Surplus Property Distr To State Agencies	0.0	
Security Services	0.0	
Judgments - Damages	0.0	
ICA Payments to Claimants Confidential	0.0	
Jdgmnt-Confidential Restitution To Indiv	0.0	
Judgments - Non-Confidential Restitution	0.0	
Judgments - Punitive And Compensatory	0.0	
Pmts Made to Resolve/Disputes/Avoid Costs of Litigation	0.0	
Pmts For Contracted State Inmate Labor	0.0	
Payments To State Inmates	0.0	
Bad Debt Expense	0.0	
Interview Expense	0.0	
Employee Relocations-Nontaxable	0.0	
Employee Relocations-Taxable	0.0	
Non-Confidential Invest/Legal/Law Enf	0.0	
Conf/Sensitive Invest/Legal/Undercover	0.0	
Fingerprinting, Background Checks, Etc.	0.0	
Other Miscellaneous Operating	5.8	
<b>Expenditure Category Total</b>	<b>587.9</b>	<b>0.0</b>
<b>Appropriated</b>		
DT2030-A State Highway Fund (Appropriated)	587.9	0.0
	<b>587.9</b>	<b>0.0</b>
<b>Fund Source Total</b>	<b>587.9</b>	<b>0.0</b>
Current Year Expenditures		22,400.0
Capital Equipment Budget And Approp	0.0	
Vehicles Capital Purchase	4,207.1	
Vehicles Capital Leases	0.0	
Furniture Capital Purchase	0.0	
Depreciable Works Of Art & Hist Treas/Coll Capital Purcha	0.0	
Non Depr Works Of Art & Hist Treas/Coll Cap Purchase	0.0	
Furniture Capital Leases	0.0	
Computer Equipment Capital Purchase	0.0	
Computer Equipment Capital Lease	0.0	
Telecommunication Equip-Capital Purchase	0.0	
Telecommunication Equip-Capital Lease	0.0	
Other Equipment Capital Purchase	7.9	
Other Equipment Capital Leases	7,883.8	
Purchased Or Licensed Software-Website	0.0	
Internally Generated Software-Website	0.0	
Development in Progress	0.0	
Right-Of-Way/Easement/Extraction Rights	0.0	
Oth Int Assets purchased, licensed or internally generate	0.0	
Other intangible assets acquired by capital lease	0.0	
Other Capital Asset Purchases	0.0	
Leasehold Improvement-Capital Purchase	0.0	
Other Capital Asset Leases	0.0	
Non-Capital Equip Budget And Approp	0.0	
Vehicles Non-Capital Purchase	0.0	

## Program Expenditure Schedule

<b>Agency:</b>	<b>Department of Transportation</b>
<b>Program:</b>	<b>SLI ADOT Fleet Replacement</b>

	<b>FY 2022 Actual</b>	<b>FY 2023 Expd. Plan</b>
Vehicles Non-Capital Leases	0.0	
Furniture Non-Capital Purchase	0.0	
Works Of Art And Hist Treas-Non Capital	0.0	
Furniture Non-Capital Leases	0.0	
Computer Equipment Non-Capital Purchase	0.0	
Computer Equipment Non-Capital Lease	0.0	
Telecomm Equip Non-Capital Purchase	0.0	
Telecomm Equip Non-Capital Leases	0.0	
Other Equipment Non-Capital Purchase	(0.3)	
Weapons Non-Capital Purchase	0.0	
Other Equipment Non-Capital Lease	0.0	
Purchased Or Licensed Software/Website	0.0	
Internally Generated Software/Website	0.0	
LICENSES AND PERMITS	0.0	
Right-Of-Way/Easement/Extraction Exp	0.0	
Other Intangible Assets - Purchased, Licensed or Internall	0.0	
Noncapital Software/Web By Capital Lease	0.0	
Other Intangible Assets Acquired by Capital Lease	0.0	
Other Long Lived Tangible Assets to be Expenses	0.0	
Non-Capital Equipment Excluded from Cost Allocation	0.0	
<b>Expenditure Category Total</b>	<b>12,098.5</b>	<b>22,400.0</b>
<b>Appropriated</b>		
DT2030-A State Highway Fund (Appropriated)	12,098.5	22,400.0
<b>Fund Source Total</b>	<b>12,098.5</b>	<b>22,400.0</b>
Capital Outlay	0.0	0.0
<b>Expenditure Category Total</b>	<b>0.0</b>	<b>0.0</b>
Debt Service	0.0	0.0
<b>Expenditure Category Total</b>	<b>0.0</b>	<b>0.0</b>
Cost Allocation	0.0	0.0
<b>Expenditure Category Total</b>	<b>0.0</b>	<b>0.0</b>
Transfers	0.0	0.0
<b>Expenditure Category Total</b>	<b>0.0</b>	<b>0.0</b>

## Program Budget Unit Summary of Expenditures and Budget Request for All Funds

<b>Agency:</b>	Department of Transportation
<b>Program:</b>	SLI FY 2023 Salary Increase

Expenditure Categories		FY 2022	FY 2023	FY 2024	FY 2024
		Actual	Expd. Plan	Fund. Issue	Total Request
0000	FTE	0.0	0.0	0.0	0.0
6000	Personal Services	0.0	17,503.1	(17,424.8)	78.3
6100	Employee Related Expenses	0.0	3,846.5	(3,924.8)	(78.3)
6200	Professional and Outside Services	0.0	0.0	0.0	0.0
6500	Travel In-State	0.0	0.0	0.0	0.0
6600	Travel Out of State	0.0	0.0	0.0	0.0
6700	Food	0.0	0.0	0.0	0.0
6800	Aid to Organizations and Individuals	0.0	0.0	0.0	0.0
7000	Other Operating Expenses	0.0	0.0	0.0	0.0
8000	Equipment	0.0	0.0	0.0	0.0
8100	Capital Outlay	0.0	0.0	0.0	0.0
8600	Debt Service	0.0	0.0	0.0	0.0
9000	Cost Allocation	0.0	0.0	0.0	0.0
9100	Transfers	0.0	0.0	0.0	0.0
<b>Expenditure Categories Total:</b>		0.0	21,349.6	(21,349.6)	0.0

Fund Source					
<b>Appropriated Funds</b>					
DT2005-A	State Aviation Fund (Appropriated)	0.0	85.0	(85.0)	0.0
DT2030-A	State Highway Fund (Appropriated)	0.0	19,841.9	(19,841.9)	0.0
DT2071-A	Transportation Department Equipment Fund (Appropriated)	0.0	1,068.9	(1,068.9)	0.0
DT2272-A	Vehicle Inspection and Certificate of Title Enforcement	0.0	152.0	(152.0)	0.0
DT2285-A	Motor Vehicle Liability Insurance Enforcement Fund	0.0	149.1	(149.1)	0.0
DT3113-A	Highway User Revenue Fund (Appropriated)	0.0	52.7	(52.7)	0.0
		0.0	21,349.6	(21,349.6)	0.0
<b>Fund Source Total:</b>		0.0	21,349.6	(21,349.6)	0.0

## Program Budget Unit Summary of Expenditures and Budget Request for Selected Funds

**Agency:** Department of Transportation

FY 2022 Actual	FY 2023 Expd. Plan	FY 2024 Fund. Issue	FY 2024 Total Request
-------------------	-----------------------	------------------------	--------------------------

**Program:** SLI FY 2023 Salary Increase

**Fund:** DT2005-A State Aviation Fund

**Appropriated**

0000 FTE	0.0	0.0	0.0	0.0
6000 Personal Services	0.0	69.7	(69.4)	0.3
6100 Employee Related Expenses	0.0	15.3	(15.6)	(0.3)
6200 Professional and Outside Services	0.0	0.0	0.0	0.0
6500 Travel In-State	0.0	0.0	0.0	0.0
6600 Travel Out of State	0.0	0.0	0.0	0.0
6700 Food	0.0	0.0	0.0	0.0
6800 Aid to Organizations and Individuals	0.0	0.0	0.0	0.0
7000 Other Operating Expenses	0.0	0.0	0.0	0.0
8000 Equipment	0.0	0.0	0.0	0.0
8100 Capital Outlay	0.0	0.0	0.0	0.0
8600 Debt Service	0.0	0.0	0.0	0.0
9000 Cost Allocation	0.0	0.0	0.0	0.0
9100 Transfers	0.0	0.0	0.0	0.0

<b>Appropriated Total:</b>	0.0	85.0	(85.0)	0.0
----------------------------	-----	------	--------	-----

<b>Fund Total:</b>	0.0	85.0	(85.0)	0.0
--------------------	-----	------	--------	-----

**Fund:** DT2030-A State Highway Fund

**Appropriated**

0000 FTE	0.0	0.0	0.0	0.0
6000 Personal Services	0.0	16,267.2	(16,194.2)	73.0
6100 Employee Related Expenses	0.0	3,574.7	(3,647.7)	(73.0)
6200 Professional and Outside Services	0.0	0.0	0.0	0.0
6500 Travel In-State	0.0	0.0	0.0	0.0
6600 Travel Out of State	0.0	0.0	0.0	0.0
6700 Food	0.0	0.0	0.0	0.0
6800 Aid to Organizations and Individuals	0.0	0.0	0.0	0.0
7000 Other Operating Expenses	0.0	0.0	0.0	0.0
8000 Equipment	0.0	0.0	0.0	0.0
8100 Capital Outlay	0.0	0.0	0.0	0.0

## Program Budget Unit Summary of Expenditures and Budget Request for Selected Funds

**Agency:** Department of Transportation

FY 2022 Actual	FY 2023 Expd. Plan	FY 2024 Fund. Issue	FY 2024 Total Request
-------------------	-----------------------	------------------------	--------------------------

**Program:** SLI FY 2023 Salary Increase

**Fund:** DT2030-A State Highway Fund

**Appropriated**

8600 Debt Service	0.0	0.0	0.0	0.0
9000 Cost Allocation	0.0	0.0	0.0	0.0
9100 Transfers	0.0	0.0	0.0	0.0

<b>Appropriated Total:</b>	0.0	19,841.9	(19,841.9)	0.0
----------------------------	-----	----------	------------	-----

<b>Fund Total:</b>	0.0	19,841.9	(19,841.9)	0.0
--------------------	-----	----------	------------	-----

**Fund:** DT2071-A Transportation Department Equipment Fund

**Appropriated**

0000 FTE	0.0	0.0	0.0	0.0
6000 Personal Services	0.0	876.2	(872.4)	3.8
6100 Employee Related Expenses	0.0	192.7	(196.5)	(3.8)
6200 Professional and Outside Services	0.0	0.0	0.0	0.0
6500 Travel In-State	0.0	0.0	0.0	0.0
6600 Travel Out of State	0.0	0.0	0.0	0.0
6700 Food	0.0	0.0	0.0	0.0
6800 Aid to Organizations and Individuals	0.0	0.0	0.0	0.0
7000 Other Operating Expenses	0.0	0.0	0.0	0.0
8000 Equipment	0.0	0.0	0.0	0.0
8100 Capital Outlay	0.0	0.0	0.0	0.0
8600 Debt Service	0.0	0.0	0.0	0.0
9000 Cost Allocation	0.0	0.0	0.0	0.0
9100 Transfers	0.0	0.0	0.0	0.0

<b>Appropriated Total:</b>	0.0	1,068.9	(1,068.9)	0.0
----------------------------	-----	---------	-----------	-----

<b>Fund Total:</b>	0.0	1,068.9	(1,068.9)	0.0
--------------------	-----	---------	-----------	-----

**Fund:** DT2272-A Vehicle Inspection and Certificate of Title Enforcement Fund

**Appropriated**

0000 FTE	0.0	0.0	0.0	0.0
6000 Personal Services	0.0	124.6	(124.1)	0.5
6100 Employee Related Expenses	0.0	27.4	(27.9)	(0.5)

## Program Budget Unit Summary of Expenditures and Budget Request for Selected Funds

**Agency:** Department of Transportation

FY 2022 Actual	FY 2023 Expd. Plan	FY 2024 Fund. Issue	FY 2024 Total Request
-------------------	-----------------------	------------------------	--------------------------

**Program:** SLI FY 2023 Salary Increase

**Fund:** DT2272-A Vehicle Inspection and Certificate of Title Enforcement Fund

**Appropriated**

6200 Professional and Outside Services	0.0	0.0	0.0	0.0
6500 Travel In-State	0.0	0.0	0.0	0.0
6600 Travel Out of State	0.0	0.0	0.0	0.0
6700 Food	0.0	0.0	0.0	0.0
6800 Aid to Organizations and Individuals	0.0	0.0	0.0	0.0
7000 Other Operating Expenses	0.0	0.0	0.0	0.0
8000 Equipment	0.0	0.0	0.0	0.0
8100 Capital Outlay	0.0	0.0	0.0	0.0
8600 Debt Service	0.0	0.0	0.0	0.0
9000 Cost Allocation	0.0	0.0	0.0	0.0
9100 Transfers	0.0	0.0	0.0	0.0

<b>Appropriated Total:</b>	0.0	152.0	(152.0)	0.0
----------------------------	-----	-------	---------	-----

<b>Fund Total:</b>	0.0	152.0	(152.0)	0.0
--------------------	-----	-------	---------	-----

**Fund:** DT2285-A Motor Vehicle Liability Insurance Enforcement Fund

**Appropriated**

0000 FTE	0.0	0.0	0.0	0.0
6000 Personal Services	0.0	122.2	(121.7)	0.5
6100 Employee Related Expenses	0.0	26.9	(27.4)	(0.5)
6200 Professional and Outside Services	0.0	0.0	0.0	0.0
6500 Travel In-State	0.0	0.0	0.0	0.0
6600 Travel Out of State	0.0	0.0	0.0	0.0
6700 Food	0.0	0.0	0.0	0.0
6800 Aid to Organizations and Individuals	0.0	0.0	0.0	0.0
7000 Other Operating Expenses	0.0	0.0	0.0	0.0
8000 Equipment	0.0	0.0	0.0	0.0
8100 Capital Outlay	0.0	0.0	0.0	0.0
8600 Debt Service	0.0	0.0	0.0	0.0
9000 Cost Allocation	0.0	0.0	0.0	0.0
9100 Transfers	0.0	0.0	0.0	0.0



## Program Budget Unit Summary of Expenditures and Budget Request for Selected Funds

**Agency:** Department of Transportation

FY 2022 Actual	FY 2023 Expd. Plan	FY 2024 Fund. Issue	FY 2024 Total Request
-------------------	-----------------------	------------------------	--------------------------

**Program:** SLI FY 2023 Salary Increase

**Fund:** DT2285-A Motor Vehicle Liability Insurance Enforcement Fund

**Appropriated**

**Appropriated Total:**

0.0	149.1	(149.1)	0.0
-----	-------	---------	-----

**Fund Total:**

0.0	149.1	(149.1)	0.0
-----	-------	---------	-----

**Fund:** DT3113-A Highway User Revenue Fund

**Appropriated**

0000 FTE

0.0	0.0	0.0	0.0
-----	-----	-----	-----

6000 Personal Services

0.0	43.2	(43.0)	0.2
-----	------	--------	-----

6100 Employee Related Expenses

0.0	9.5	(9.7)	(0.2)
-----	-----	-------	-------

6200 Professional and Outside Services

0.0	0.0	0.0	0.0
-----	-----	-----	-----

6500 Travel In-State

0.0	0.0	0.0	0.0
-----	-----	-----	-----

6600 Travel Out of State

0.0	0.0	0.0	0.0
-----	-----	-----	-----

6700 Food

0.0	0.0	0.0	0.0
-----	-----	-----	-----

6800 Aid to Organizations and Individuals

0.0	0.0	0.0	0.0
-----	-----	-----	-----

7000 Other Operating Expenses

0.0	0.0	0.0	0.0
-----	-----	-----	-----

8000 Equipment

0.0	0.0	0.0	0.0
-----	-----	-----	-----

8100 Capital Outlay

0.0	0.0	0.0	0.0
-----	-----	-----	-----

8600 Debt Service

0.0	0.0	0.0	0.0
-----	-----	-----	-----

9000 Cost Allocation

0.0	0.0	0.0	0.0
-----	-----	-----	-----

9100 Transfers

0.0	0.0	0.0	0.0
-----	-----	-----	-----

**Appropriated Total:**

0.0	52.7	(52.7)	0.0
-----	------	--------	-----

**Fund Total:**

0.0	52.7	(52.7)	0.0
-----	------	--------	-----

**Program Total For Selected Funds:**

0.0	21,349.6	(21,349.6)	0.0
-----	----------	------------	-----

## Program Expenditure Schedule

<b>Agency:</b>	<b>Department of Transportation</b>
<b>Program:</b>	<b>SLI FY 2023 Salary Increase</b>

	<b>FY 2022 Actual</b>	<b>FY 2023 Expd. Plan</b>
FTE	0.0	0.0
<b>Expenditure Category Total</b>	<b>0.0</b>	<b>0.0</b>
<hr/>		
Personal Services	0.0	17,503.1
Boards and Commissions	0.0	0.0
<b>Expenditure Category Total</b>	<b>0.0</b>	<b>17,503.1</b>
<b>Appropriated</b>		
DT2005-A State Aviation Fund (Appropriated)	0.0	69.7
DT2030-A State Highway Fund (Appropriated)	0.0	16,267.2
DT2071-A Transportation Department Equipment Fund (Appropriate	0.0	876.2
DT2272-A Vehicle Inspection and Certificate of Title Enforcement Fu	0.0	124.6
DT2285-A Motor Vehicle Liability Insurance Enforcement Fund (Appr	0.0	122.2
DT3113-A Highway User Revenue Fund (Appropriated)	0.0	43.2
	<b>0.0</b>	<b>17,503.1</b>
<b>Fund Source Total</b>	<b>0.0</b>	<b>17,503.1</b>
<hr/>		
Employee Related Expenses	0.0	3,846.5
<b>Expenditure Category Total</b>	<b>0.0</b>	<b>3,846.5</b>
<b>Appropriated</b>		
DT2005-A State Aviation Fund (Appropriated)	0.0	15.3
DT2030-A State Highway Fund (Appropriated)	0.0	3,574.7
DT2071-A Transportation Department Equipment Fund (Appropriate	0.0	192.7
DT2272-A Vehicle Inspection and Certificate of Title Enforcement Fu	0.0	27.4
DT2285-A Motor Vehicle Liability Insurance Enforcement Fund (Appr	0.0	26.9
DT3113-A Highway User Revenue Fund (Appropriated)	0.0	9.5
	<b>0.0</b>	<b>3,846.5</b>
<b>Fund Source Total</b>	<b>0.0</b>	<b>3,846.5</b>
<hr/>		
Professional and Outside Services		0.0
External Prof/Outside Serv Budg And Appn	0.0	
External Investment Services	0.0	
Other External Financial Services	0.0	
Attorney General Legal Services	0.0	
External Legal Services	0.0	
External Engineer/Architect Cost - Exp	0.0	
External Engineer/Architect Cost- Cap	0.0	
Other Design	0.0	
Temporary Agency Services	0.0	
Hospital Services	0.0	
Other Medical Services	0.0	
Institutional Care	0.0	
Education And Training	0.0	
Vendor Travel	0.0	
Professional & Outside Services Excluded from Cost Alloca	0.0	
Vendor Travel - Non Reportable	0.0	
External Telecom Consulting Services	0.0	
Costs related to those in custody of the State	0.0	
Non - Confidential Specialist Fees	0.0	
Confidential Specialist Fees	0.0	
Outside Actuarial Costs	0.0	

## Program Expenditure Schedule

<b>Agency:</b>	<b>Department of Transportation</b>
<b>Program:</b>	<b>SLI FY 2023 Salary Increase</b>

	FY 2022 Actual	FY 2023 Expd. Plan
Other Professional And Outside Services	0.0	
<b>Expenditure Category Total</b>	<b>0.0</b>	<b>0.0</b>
<hr/>		
Travel In-State	0.0	0.0
<b>Expenditure Category Total</b>	<b>0.0</b>	<b>0.0</b>
<hr/>		
Travel Out of State	0.0	0.0
<b>Expenditure Category Total</b>	<b>0.0</b>	<b>0.0</b>
<hr/>		
Food	0.0	0.0
<b>Expenditure Category Total</b>	<b>0.0</b>	<b>0.0</b>
<hr/>		
Aid to Organizations and Individuals	0.0	0.0
<b>Expenditure Category Total</b>	<b>0.0</b>	<b>0.0</b>
<hr/>		
Other Operating Expenses		0.0
Other Operating Expenditures Budg Approp	0.0	
Other Operating Expenditures Excluded from Cost Allocati	0.0	
Risk Management Charges To State Agency	0.0	
Risk Management Deductible - Indemnity	0.0	
Risk Management Deductible - Legal	0.0	
Risk Management Deductible - Medical	0.0	
Risk Management Deductible - Other	0.0	
Gen Liab- Non Physical-Taxable- Self Ins	0.0	
Gross Proceeds Payments To Attorneys	0.0	
General Liability- Non-Taxable- Self Ins	0.0	
Medical Malpractice - Self-Insured	0.0	
Automobile Liability - Self Insured	0.0	
General Property Damage - Self- Insured	0.0	
Automobile Physical Damage-Self Insured	0.0	
Liability Insurance Premiums	0.0	
Property Insurance Premiums	0.0	
Workers Compensation Benefit Payments	0.0	
Self Insurance - Administrative Fees	0.0	
Self Insurance - Premiums	0.0	
Self Insurance - Claim Payments	0.0	
Self Insurance - Pharmacy Claims	0.0	
Premium Tax On Altcs	0.0	
Other Insurance-Related Charges	0.0	
Internal Service Data Processing	0.0	
Internal Service Data Proc- Pc/Lan	0.0	
External Programming-Mainframe/Legacy	0.0	
External Programming- Pc/Lan/Serv/Web	0.0	
External Data Entry	0.0	
Othr External Data Proc-Mainframe/Legacy	0.0	
Othr External Data Proc-Pc/Lan/Serv/Web	0.0	
Pmt for AFIS Development & Usage	0.0	
Internal Service Telecommunications	0.0	

## Program Expenditure Schedule

<b>Agency:</b>	<b>Department of Transportation</b>
<b>Program:</b>	<b>SLI FY 2023 Salary Increase</b>

	<u>FY 2022 Actual</u>	<u>FY 2023 Expd. Plan</u>
External Telecom Long Distance-In-State	0.0	
External Telecom Long Distance-Out-State	0.0	
Other External Telecommunication Service	0.0	
Electricity	0.0	
Sanitation Waste Disposal	0.0	
Water	0.0	
Gas And Fuel Oil For Buildings	0.0	
Other Utilities	0.0	
Building Rent Charges To State Agencies	0.0	
Priv Lease To Own Bld Rent Chrgs To Agy	0.0	
Cert Of Part Bld Rent Chrgs To Agy	0.0	
Rental Of Land And Buildings	0.0	
Rental Of Computer Equipment	0.0	
Rental Of Other Machinery And Equipment	0.0	
Miscellaneous Rent	0.0	
Interest On Overdue Payments	0.0	
All Other Interest Payments	0.0	
Internal Acct/Budg/Financial Svcs	0.0	
Other Internal Services	0.0	
Repair And Maintenance - Buildings	0.0	
Repair And Maintenance - Vehicles	0.0	
Repair And Maint - Mainframe And Legacy	0.0	
Repair And Maint-Pc/Lan/Serv/Web	0.0	
Repair And Maintenance - Other Equipment	0.0	
Other Repair And Maintenance	0.0	
Software Support And Maintenance	0.0	
Uniforms	0.0	
Inmate Clothing	0.0	
Security Supplies	0.0	
Office Supplies	0.0	
Computer Supplies	0.0	
Housekeeping Supplies	0.0	
Bedding And Bath Supplies	0.0	
Drugs And Medicine Supplies	0.0	
Medical Supplies	0.0	
Dental Supplies	0.0	
Automotive And Transportation Fuels	0.0	
Automotive Lubricants And Supplies	0.0	
Rpr And Maint Supplies-Not Auto Or Build	0.0	
Repair And Maintenance Supplies-Building	0.0	
Other Operating Supplies	0.0	
Publications	0.0	
Aggregate Withheld Or Paid Commissions	0.0	
Lottery Prizes	0.0	
Lottery Distribution Costs	0.0	
Material for Further Processing	0.0	
Other Resale Supplies	0.0	
Loss On Sales Of Capital Assets	0.0	
Loss on Sales of Investments	0.0	
Employee Tuition Reimbursement-Graduate	0.0	
Employee Tuition Reimb Under-Grad/Other	0.0	

## Program Expenditure Schedule

<b>Agency:</b>	<b>Department of Transportation</b>
<b>Program:</b>	<b>SLI FY 2023 Salary Increase</b>

	<b>FY 2022 Actual</b>	<b>FY 2023 Expd. Plan</b>
Conference Registration-Attendance Fees	0.0	
Other Education And Training Costs	0.0	
Advertising	0.0	
Sponsorships	0.0	
Internal Printing	0.0	
External Printing	0.0	
Photography	0.0	
Postage And Delivery	0.0	
Document shredding and Destruction Services	0.0	
Translation and Sign Language Services	0.0	
Distribution To State Universities	0.0	
Other Intrastate Distributions	0.0	
Awards	0.0	
Entertainment And Promotional Items	0.0	
Dues	0.0	
Books- Subscriptions And Publications	0.0	
Costs For Digital Image Or Microfilm	0.0	
Revolving Fund Advances	0.0	
Credit Card Fees Over Approved Limit	0.0	
Relief Bill Expenditures	0.0	
Surplus Property Distr To State Agencies	0.0	
Security Services	0.0	
Judgments - Damages	0.0	
ICA Payments to Claimants Confidential	0.0	
Jdgmnt-Confidential Restitution To Indiv	0.0	
Judgments - Non-Confidential Restitution	0.0	
Judgments - Punitive And Compensatory	0.0	
Pmts Made to Resolve/Disputes/Avoid Costs of Litigation	0.0	
Pmts For Contracted State Inmate Labor	0.0	
Payments To State Inmates	0.0	
Bad Debt Expense	0.0	
Interview Expense	0.0	
Employee Relocations-Nontaxable	0.0	
Employee Relocations-Taxable	0.0	
Non-Confidential Invest/Legal/Law Enf	0.0	
Conf/Sensitive Invest/Legal/Undercover	0.0	
Fingerprinting, Background Checks, Etc.	0.0	
Other Miscellaneous Operating	0.0	
<b>Expenditure Category Total</b>	<b>0.0</b>	<b>0.0</b>
<hr/>		
Current Year Expenditures		0.0
Capital Equipment Budget And Approp	0.0	
Vehicles Capital Purchase	0.0	
Vehicles Capital Leases	0.0	
Furniture Capital Purchase	0.0	
Depreciable Works Of Art & Hist Treas/Coll Capital Purcha	0.0	
Non Depr Works Of Art & Hist Treas/Coll Cap Purchase	0.0	
Furniture Capital Leases	0.0	
Computer Equipment Capital Purchase	0.0	
Computer Equipment Capital Lease	0.0	

## Program Expenditure Schedule

<b>Agency:</b>	<b>Department of Transportation</b>
<b>Program:</b>	<b>SLI FY 2023 Salary Increase</b>

	<b>FY 2022 Actual</b>	<b>FY 2023 Expd. Plan</b>
Telecommunication Equip-Capital Purchase	0.0	
Telecommunication Equip-Capital Lease	0.0	
Other Equipment Capital Purchase	0.0	
Other Equipment Capital Leases	0.0	
Purchased Or Licensed Software-Website	0.0	
Internally Generated Software-Website	0.0	
Development in Progress	0.0	
Right-Of-Way/Easement/Extraction Rights	0.0	
Oth Int Assets purchased, licensed or internally generate	0.0	
Other intangible assets acquired by capital lease	0.0	
Other Capital Asset Purchases	0.0	
Leasehold Improvement-Capital Purchase	0.0	
Other Capital Asset Leases	0.0	
Non-Capital Equip Budget And Approp	0.0	
Vehicles Non-Capital Purchase	0.0	
Vehicles Non-Capital Leases	0.0	
Furniture Non-Capital Purchase	0.0	
Works Of Art And Hist Treas-Non Capital	0.0	
Furniture Non-Capital Leases	0.0	
Computer Equipment Non-Capital Purchase	0.0	
Computer Equipment Non-Capital Lease	0.0	
Telecomm Equip Non-Capital Purchase	0.0	
Telecomm Equip Non-Capital Leases	0.0	
Other Equipment Non-Capital Purchase	0.0	
Weapons Non-Capital Purchase	0.0	
Other Equipment Non-Capital Lease	0.0	
Purchased Or Licensed Software/Website	0.0	
Internally Generated Software/Website	0.0	
LICENSES AND PERMITS	0.0	
Right-Of-Way/Easement/Extraction Exp	0.0	
Other Intangible Assets - Purchased, Licensed or Internall	0.0	
Noncapital Software/Web By Capital Lease	0.0	
Other Intangible Assets Acquired by Capital Lease	0.0	
Other Long Lived Tangible Assets to be Expenses	0.0	
Non-Capital Equipment Excluded from Cost Allocation	0.0	
<b>Expenditure Category Total</b>	<b>0.0</b>	<b>0.0</b>
<hr/>		
Capital Outlay	0.0	0.0
<b>Expenditure Category Total</b>	<b>0.0</b>	<b>0.0</b>
<hr/>		
Debt Service	0.0	0.0
<b>Expenditure Category Total</b>	<b>0.0</b>	<b>0.0</b>
<hr/>		
Cost Allocation	0.0	0.0
<b>Expenditure Category Total</b>	<b>0.0</b>	<b>0.0</b>
<hr/>		
Transfers	0.0	0.0

## Program Expenditure Schedule

Agency: Department of Transportation

Program: SLI FY 2023 Salary Increase

	FY 2022 Actual	FY 2023 Expd. Plan
Expenditure Category Total	0.0	0.0

### Employee Retirement Coverage

Retirement System	FTE	Personal Services	Fund#
Arizona State Retirement System	0.0	16,267.2	DT2030-A
Arizona State Retirement System	0.0	69.7	DT2005-A
Arizona State Retirement System	0.0	876.2	DT2071-A
Arizona State Retirement System	0.0	124.6	DT2272-A
Arizona State Retirement System	0.0	122.2	DT2285-A
Arizona State Retirement System	0.0	43.2	DT3113-A

## Program Summary of Expenditures and Budget Request

<b>Agency:</b>	<b>Department of Transportation</b>
<b>Program:</b>	<b>Intermodal Transportation</b>

		FY 2022 Actual	FY 2023 Expd. Plan	FY 2024 Fund. Issue	FY 2024 Total Request
<b>Program Summary</b>					
2-1	SLI Highway Maintenance	151,241.7	205,935.9	(38,504.9)	167,431.0
2-2	Construction	999,861.2	59,821.0	5,349.8	65,170.8
2-3	Intermodal Transportation Planning	34,440.2	19,439.6	575.0	20,014.6
2-4	SLI Vehicles and Heavy Equipment	18,168.0	26,041.6	1,068.9	27,110.5
2-7	SLI Driver Safety and Livestock Control	621.1	800.0	0.0	800.0
2-8	SLI Highway Damage Recovery Account	7,672.0	8,000.6	0.0	8,000.6
2-11	SLI Preventative Surface Treatments	29,710.1	36,142.0	0.0	36,142.0
<b>Program Summary Total:</b>		1,241,714.3	356,180.7	(31,511.2)	324,669.5
<b>Expenditure Categories</b>					
0000	FTE Positions	1,860.0	0.0	0.0	0.0
6000	Personal Services	88,960.2	88,865.0	8,898.9	97,763.9
6100	Employee Related Expenses	35,968.6	45,492.0	2,004.3	47,496.3
6200	Professional and Outside Services	3,342.0	2,777.8	0.0	2,777.8
6500	Travel In-State	439.4	581.8	0.0	581.8
6600	Travel Out of State	53.7	69.5	0.0	69.5
6700	Food	0.0	0.0	0.0	0.0
6800	Aid to Organizations and Individuals	0.0	0.0	0.0	0.0
7000	Other Operating Expenses	112,249.3	199,987.6	(42,414.4)	157,573.2
8000	Equipment	2,205.8	2,167.0	0.0	2,167.0
8100	Capital Outlay	998,091.1	16,000.0	0.0	16,000.0
8600	Debt Service	0.0	0.0	0.0	0.0
9000	Cost Allocation	164.2	0.0	0.0	0.0
9100	Transfers	240.0	240.0	0.0	240.0
<b>Expenditure Categories Total:</b>		1,241,714.3	356,180.7	(31,511.2)	324,669.5
<b>Fund Source</b>					
<b>Appropriated Funds</b>					
AA1000-A	General Fund (Appropriated)	19,231.9	0.0	0.0	0.0
DT2005-A	State Aviation Fund (Appropriated)	408.9	561.2	22.3	583.5
DT2030-A	State Highway Fund (Appropriated)	214,391.3	305,274.5	(32,602.4)	272,672.1
DT2044-A	Highway Damage Recovery Account Fund (Appro	7,672.0	8,000.6	0.0	8,000.6
DT2071-A	Transportation Department Equipment Fund (App	18,168.0	26,041.6	1,068.9	27,110.5
DT2226-A	Air Quality Fund (Appropriated)	209.3	252.8	0.0	252.8
		260,081.4	340,130.7	(31,511.2)	308,619.5



## Program Summary of Expenditures and Budget Request

<b>Agency:</b>	<b>Department of Transportation</b>
<b>Program:</b>	<b>Intermodal Transportation</b>

	FY 2022 Actual	FY 2023 Expd. Plan	FY 2024 Fund. Issue	FY 2024 Total Request
<b>Non-Appropriated Funds</b>				
DT2005-N State Aviation Fund (Non-Appropriated)	337.5	0.0	0.0	0.0
DT2029-N Regional Area Road Fund - Maricopa County (Non	423,907.6	0.0	0.0	0.0
DT2030-N State Highway Fund (Non-Appropriated)	397,342.6	50.0	0.0	50.0
DT2097-N ADOT Federal Programs Fund (Non-Appropriated)	23,379.3	0.0	0.0	0.0
DT2244-N Economic Strength Project Fund (Non-Appropriat	1,489.8	1,000.0	0.0	1,000.0
DT2463-N Grant Anticipation Notes Fund (Non-Appropriated	19.3	0.0	0.0	0.0
DT2500-N IGA and ISA Fund (Non-Appropriated)	438.5	0.0	0.0	0.0
DT2980-N Governor's Emergency Education Relief Fund (No	(320.4)	0.0	0.0	0.0
DT2985-N ADOT Coronavirus State and Local Fiscal Recover	31,463.4	0.0	0.0	0.0
DT3701-N Local Agency Deposits Fund (Non-Appropriated)	103,576.9	0.0	0.0	0.0
DT3737-N Rental Tax and Bond Deposit Fund (Non-Appropri	0.3	0.0	0.0	0.0
DT5004-N State Highway Fund Bonds Debt Service Fund (N	(1.0)	0.0	0.0	0.0
DT5008-N Regional Area Road Fund Debt Service Fund (Non	(0.9)	0.0	0.0	0.0
DT9901-N State Match Advantage for Rural Transportation (	0.0	15,000.0	0.0	15,000.0
	981,632.9	16,050.0	0.0	16,050.0
<b>Fund Source Total:</b>	1,241,714.3	356,180.7	(31,511.2)	324,669.5

## Program Group Summary of Expenditures and Budget Request for Selected Funds

<b>Agency:</b>	Department of Transportation
<b>Program:</b>	Intermodal Transportation

		FY 2022 Actual	FY 2023 Expd. Plan	FY 2024 Fund. Issue	FY 2024 Total Request
<b>Fund:</b>	<b>AA1000-A General Fund (Appropriated)</b>				
<b>Program Expenditures</b>					
	COST CENTER/PROGRAM BUDGET UNIT				
2-1	SLI Highway Maintenance	16.6	0.0	0.0	0.0
2-2	Construction	19,200.7	0.0	0.0	0.0
2-3	Intermodal Transportation Planning	14.6	0.0	0.0	0.0
	Total	19,231.9	0.0	0.0	0.0

### Appropriated Funding

#### Expenditure Categories

	Personal Services	0.0	0.0	0.0	0.0
	Employee Related Expenses	0.0	0.0	0.0	0.0
	Professional and Outside Services	0.0	0.0	0.0	0.0
	Travel In-State	0.0	0.0	0.0	0.0
	Travel Out of State	0.0	0.0	0.0	0.0
	Food	0.0	0.0	0.0	0.0
	Aid to Organizations and Individuals	0.0	0.0	0.0	0.0
	Other Operating Expenses	0.0	0.0	0.0	0.0
	Equipment	0.0	0.0	0.0	0.0
	Capital Outlay	19,231.9	0.0	0.0	0.0
	Debt Service	0.0	0.0	0.0	0.0
	Cost Allocation	0.0	0.0	0.0	0.0
	Transfers	0.0	0.0	0.0	0.0
<b>Expenditure Categories Total:</b>		19,231.9	0.0	0.0	0.0
<b>Fund AA1000-A Total:</b>		19,231.9	0.0	0.0	0.0

## Program Group Summary of Expenditures and Budget Request for Selected Funds

<b>Agency:</b>	Department of Transportation
<b>Program:</b>	Intermodal Transportation

	FY 2022 Actual	FY 2023 Expd. Plan	FY 2024 Fund. Issue	FY 2024 Total Request
--	-------------------	-----------------------	------------------------	--------------------------

<b>Fund:</b>	DT2005-A State Aviation Fund (Appropriated)
--------------	---

### Program Expenditures

#### COST CENTER/PROGRAM BUDGET UNIT

2-3	Intermodal Transportation Planning	408.9	561.2	22.3	583.5
	Total	408.9	561.2	22.3	583.5

### Appropriated Funding

#### Expenditure Categories

FTE Positions	3.0	0.0	0.0	0.0
Personal Services	298.8	364.1	18.2	382.3
Employee Related Expenses	105.8	171.1	4.1	175.2
Professional and Outside Services	0.0	0.0	0.0	0.0
Travel In-State	0.4	1.0	0.0	1.0
Travel Out of State	0.0	1.0	0.0	1.0
Food	0.0	0.0	0.0	0.0
Aid to Organizations and Individuals	0.0	0.0	0.0	0.0
Other Operating Expenses	3.9	24.0	0.0	24.0
Equipment	0.0	0.0	0.0	0.0
Capital Outlay	0.0	0.0	0.0	0.0
Debt Service	0.0	0.0	0.0	0.0
Cost Allocation	0.0	0.0	0.0	0.0
Transfers	0.0	0.0	0.0	0.0

<b>Expenditure Categories Total:</b>	408.9	561.2	22.3	583.5
--------------------------------------	-------	-------	------	-------

<b>Fund DT2005-A Total:</b>	408.9	561.2	22.3	583.5
-----------------------------	-------	-------	------	-------

## Program Group Summary of Expenditures and Budget Request for Selected Funds

<b>Agency:</b>	Department of Transportation
<b>Program:</b>	Intermodal Transportation

	FY 2022 Actual	FY 2023 Expd. Plan	FY 2024 Fund. Issue	FY 2024 Total Request
--	-------------------	-----------------------	------------------------	--------------------------

<b>Fund:</b>	DT2005-N State Aviation Fund (Non-Appropriated)
--------------	---

### Program Expenditures

#### COST CENTER/PROGRAM BUDGET UNIT

2-3	Intermodal Transportation Planning	337.5	0.0	0.0	0.0
	Total	337.5	0.0	0.0	0.0

### Non-Appropriated Funding

#### Expenditure Categories

Personal Services	0.0	0.0	0.0	0.0
Employee Related Expenses	0.0	0.0	0.0	0.0
Professional and Outside Services	0.0	0.0	0.0	0.0
Travel In-State	0.0	0.0	0.0	0.0
Travel Out of State	0.0	0.0	0.0	0.0
Food	0.0	0.0	0.0	0.0
Aid to Organizations and Individuals	0.0	0.0	0.0	0.0
Other Operating Expenses	0.0	0.0	0.0	0.0
Equipment	0.0	0.0	0.0	0.0
Capital Outlay	337.5	0.0	0.0	0.0
Debt Service	0.0	0.0	0.0	0.0
Cost Allocation	0.0	0.0	0.0	0.0
Transfers	0.0	0.0	0.0	0.0

<b>Expenditure Categories Total:</b>	337.5	0.0	0.0	0.0
--------------------------------------	-------	-----	-----	-----

<b>Fund DT2005-N Total:</b>	337.5	0.0	0.0	0.0
-----------------------------	-------	-----	-----	-----

## Program Group Summary of Expenditures and Budget Request for Selected Funds

<b>Agency:</b>	Department of Transportation
<b>Program:</b>	Intermodal Transportation

	FY 2022 Actual	FY 2023 Expd. Plan	FY 2024 Fund. Issue	FY 2024 Total Request
--	-------------------	-----------------------	------------------------	--------------------------

<b>Fund:</b>	DT2029-N Regional Area Road Fund - Maricopa County (Non-Appropriated)
--------------	---

### Program Expenditures

#### COST CENTER/PROGRAM BUDGET UNIT

2-1	SLI Highway Maintenance	13,363.1	0.0	0.0	0.0
2-2	Construction	410,499.7	0.0	0.0	0.0
2-3	Intermodal Transportation Planning	44.8	0.0	0.0	0.0
	<b>Total</b>	<b>423,907.6</b>	<b>0.0</b>	<b>0.0</b>	<b>0.0</b>

### Non-Appropriated Funding

#### Expenditure Categories

Personal Services	0.0	0.0	0.0	0.0
Employee Related Expenses	0.0	0.0	0.0	0.0
Professional and Outside Services	0.0	0.0	0.0	0.0
Travel In-State	0.0	0.0	0.0	0.0
Travel Out of State	0.0	0.0	0.0	0.0
Food	0.0	0.0	0.0	0.0
Aid to Organizations and Individuals	0.0	0.0	0.0	0.0
Other Operating Expenses	0.0	0.0	0.0	0.0
Equipment	0.0	0.0	0.0	0.0
Capital Outlay	423,907.6	0.0	0.0	0.0
Debt Service	0.0	0.0	0.0	0.0
Cost Allocation	0.0	0.0	0.0	0.0
Transfers	0.0	0.0	0.0	0.0

<b>Expenditure Categories Total:</b>	<b>423,907.6</b>	<b>0.0</b>	<b>0.0</b>	<b>0.0</b>
--------------------------------------	------------------	------------	------------	------------

<b>Fund DT2029-N Total:</b>	<b>423,907.6</b>	<b>0.0</b>	<b>0.0</b>	<b>0.0</b>
-----------------------------	------------------	------------	------------	------------

## Program Group Summary of Expenditures and Budget Request for Selected Funds

<b>Agency:</b>	Department of Transportation
<b>Program:</b>	Intermodal Transportation

	FY 2022 Actual	FY 2023 Expd. Plan	FY 2024 Fund. Issue	FY 2024 Total Request
--	-------------------	-----------------------	------------------------	--------------------------

<b>Fund:</b>	DT2030-A State Highway Fund (Appropriated)
--------------	--

### Program Expenditures

COST CENTER/PROGRAM BUDGET UNIT					
2-1	SLI Highway Maintenance	126,144.7	205,885.9	(38,504.9)	167,381.0
2-2	Construction	55,570.3	59,821.0	5,349.8	65,170.8
2-3	Intermodal Transportation Planning	2,345.1	2,625.6	552.7	3,178.3
2-7	SLI Driver Safety and Livestock Control	621.1	800.0	0.0	800.0
2-11	SLI Preventative Surface Treatments	29,710.1	36,142.0	0.0	36,142.0
Total		214,391.3	305,274.5	(32,602.4)	272,672.1

### Appropriated Funding

#### Expenditure Categories

FTE Positions	1,666.0	0.0	0.0	0.0
Personal Services	78,856.3	79,271.2	8,008.3	87,279.5
Employee Related Expenses	31,700.4	40,455.0	1,803.7	42,258.7
Professional and Outside Services	1,486.2	2,577.8	0.0	2,577.8
Travel In-State	395.5	579.8	0.0	579.8
Travel Out of State	47.8	68.5	0.0	68.5
Food	0.0	0.0	0.0	0.0
Aid to Organizations and Individuals	0.0	0.0	0.0	0.0
Other Operating Expenses	100,284.8	179,915.2	(42,414.4)	137,500.8
Equipment	1,341.2	2,167.0	0.0	2,167.0
Capital Outlay	39.1	0.0	0.0	0.0
Debt Service	0.0	0.0	0.0	0.0
Cost Allocation	0.0	0.0	0.0	0.0
Transfers	240.0	240.0	0.0	240.0
<b>Expenditure Categories Total:</b>	214,391.3	305,274.5	(32,602.4)	272,672.1
<b>Fund DT2030-A Total:</b>	214,391.3	305,274.5	(32,602.4)	272,672.1

## Program Group Summary of Expenditures and Budget Request for Selected Funds

<b>Agency:</b>	Department of Transportation
<b>Program:</b>	Intermodal Transportation

	FY 2022 Actual	FY 2023 Expd. Plan	FY 2024 Fund. Issue	FY 2024 Total Request
--	-------------------	-----------------------	------------------------	--------------------------

<b>Fund:</b>	DT2030-N State Highway Fund (Non-Appropriated)
--------------	--

### Program Expenditures

#### COST CENTER/PROGRAM BUDGET UNIT

2-1	SLI Highway Maintenance	11,278.5	50.0	0.0	50.0
2-2	Construction	379,853.2	0.0	0.0	0.0
2-3	Intermodal Transportation Planning	6,210.9	0.0	0.0	0.0
	<b>Total</b>	<b>397,342.6</b>	<b>50.0</b>	<b>0.0</b>	<b>50.0</b>

### Non-Appropriated Funding

#### Expenditure Categories

Personal Services	0.0	0.0	0.0	0.0
Employee Related Expenses	0.0	0.0	0.0	0.0
Professional and Outside Services	0.0	0.0	0.0	0.0
Travel In-State	0.0	0.0	0.0	0.0
Travel Out of State	0.0	0.0	0.0	0.0
Food	0.0	0.0	0.0	0.0
Aid to Organizations and Individuals	0.0	0.0	0.0	0.0
Other Operating Expenses	13.7	50.0	0.0	50.0
Equipment	0.0	0.0	0.0	0.0
Capital Outlay	397,328.9	0.0	0.0	0.0
Debt Service	0.0	0.0	0.0	0.0
Cost Allocation	0.0	0.0	0.0	0.0
Transfers	0.0	0.0	0.0	0.0

<b>Expenditure Categories Total:</b>	<b>397,342.6</b>	<b>50.0</b>	<b>0.0</b>	<b>50.0</b>
--------------------------------------	------------------	-------------	------------	-------------

<b>Fund DT2030-N Total:</b>	<b>397,342.6</b>	<b>50.0</b>	<b>0.0</b>	<b>50.0</b>
-----------------------------	------------------	-------------	------------	-------------

## Program Group Summary of Expenditures and Budget Request for Selected Funds

<b>Agency:</b>	Department of Transportation
<b>Program:</b>	Intermodal Transportation

	FY 2022 Actual	FY 2023 Expd. Plan	FY 2024 Fund. Issue	FY 2024 Total Request
--	-------------------	-----------------------	------------------------	--------------------------

<b>Fund:</b>	DT2044-A Highway Damage Recovery Account Fund (Appropriated)
--------------	--

### Program Expenditures

#### COST CENTER/PROGRAM BUDGET UNIT

2-8	SLI Highway Damage Recovery Account	7,672.0	8,000.6	0.0	8,000.6
	Total	7,672.0	8,000.6	0.0	8,000.6

### Appropriated Funding

#### Expenditure Categories

Personal Services	0.0	0.0	0.0	0.0
Employee Related Expenses	0.0	0.0	0.0	0.0
Professional and Outside Services	0.0	0.0	0.0	0.0
Travel In-State	0.0	0.0	0.0	0.0
Travel Out of State	0.0	0.0	0.0	0.0
Food	0.0	0.0	0.0	0.0
Aid to Organizations and Individuals	0.0	0.0	0.0	0.0
Other Operating Expenses	7,663.7	8,000.6	0.0	8,000.6
Equipment	8.3	0.0	0.0	0.0
Capital Outlay	0.0	0.0	0.0	0.0
Debt Service	0.0	0.0	0.0	0.0
Cost Allocation	0.0	0.0	0.0	0.0
Transfers	0.0	0.0	0.0	0.0

<b>Expenditure Categories Total:</b>	7,672.0	8,000.6	0.0	8,000.6
--------------------------------------	---------	---------	-----	---------

<b>Fund DT2044-A Total:</b>	7,672.0	8,000.6	0.0	8,000.6
-----------------------------	---------	---------	-----	---------



## Program Group Summary of Expenditures and Budget Request for Selected Funds

<b>Agency:</b>	Department of Transportation
<b>Program:</b>	Intermodal Transportation

	FY 2022 Actual	FY 2023 Expd. Plan	FY 2024 Fund. Issue	FY 2024 Total Request
--	-------------------	-----------------------	------------------------	--------------------------

<b>Fund:</b>	DT2071-A Transportation Department Equipment Fund (Appropriated)
--------------	--

### Program Expenditures

#### COST CENTER/PROGRAM BUDGET UNIT

2-4	SLI Vehicles and Heavy Equipment	18,168.0	26,041.6	1,068.9	27,110.5
	Total	18,168.0	26,041.6	1,068.9	27,110.5

### Appropriated Funding

#### Expenditure Categories

FTE Positions	181.0	0.0	0.0	0.0
Personal Services	9,409.3	9,199.7	872.4	10,072.1
Employee Related Expenses	4,069.4	4,851.1	196.5	5,047.6
Professional and Outside Services	237.7	0.0	0.0	0.0
Travel In-State	41.6	0.0	0.0	0.0
Travel Out of State	5.8	0.0	0.0	0.0
Food	0.0	0.0	0.0	0.0
Aid to Organizations and Individuals	0.0	0.0	0.0	0.0
Other Operating Expenses	4,266.1	11,990.8	0.0	11,990.8
Equipment	137.2	0.0	0.0	0.0
Capital Outlay	0.9	0.0	0.0	0.0
Debt Service	0.0	0.0	0.0	0.0
Cost Allocation	0.0	0.0	0.0	0.0
Transfers	0.0	0.0	0.0	0.0

<b>Expenditure Categories Total:</b>	18,168.0	26,041.6	1,068.9	27,110.5
--------------------------------------	----------	----------	---------	----------

<b>Fund DT2071-A Total:</b>	18,168.0	26,041.6	1,068.9	27,110.5
-----------------------------	----------	----------	---------	----------

## Program Group Summary of Expenditures and Budget Request for Selected Funds

<b>Agency:</b>	Department of Transportation
<b>Program:</b>	Intermodal Transportation

	FY 2022 Actual	FY 2023 Expd. Plan	FY 2024 Fund. Issue	FY 2024 Total Request
--	-------------------	-----------------------	------------------------	--------------------------

<b>Fund:</b>	DT2097-N ADOT Federal Programs Fund (Non-Appropriated)
--------------	--

### Program Expenditures

#### COST CENTER/PROGRAM BUDGET UNIT

2-3	Intermodal Transportation Planning	23,379.3	0.0	0.0	0.0
	Total	23,379.3	0.0	0.0	0.0

### Non-Appropriated Funding

#### Expenditure Categories

FTE Positions	9.0	0.0	0.0	0.0
Personal Services	0.0	0.0	0.0	0.0
Employee Related Expenses	0.0	0.0	0.0	0.0
Professional and Outside Services	0.0	0.0	0.0	0.0
Travel In-State	0.0	0.0	0.0	0.0
Travel Out of State	0.0	0.0	0.0	0.0
Food	0.0	0.0	0.0	0.0
Aid to Organizations and Individuals	0.0	0.0	0.0	0.0
Other Operating Expenses	0.0	0.0	0.0	0.0
Equipment	0.0	0.0	0.0	0.0
Capital Outlay	23,379.3	0.0	0.0	0.0
Debt Service	0.0	0.0	0.0	0.0
Cost Allocation	0.0	0.0	0.0	0.0
Transfers	0.0	0.0	0.0	0.0

<b>Expenditure Categories Total:</b>	23,379.3	0.0	0.0	0.0
--------------------------------------	----------	-----	-----	-----

<b>Fund DT2097-N Total:</b>	23,379.3	0.0	0.0	0.0
-----------------------------	----------	-----	-----	-----

## Program Group Summary of Expenditures and Budget Request for Selected Funds

<b>Agency:</b>	Department of Transportation
<b>Program:</b>	Intermodal Transportation

	FY 2022 Actual	FY 2023 Expd. Plan	FY 2024 Fund. Issue	FY 2024 Total Request
--	-------------------	-----------------------	------------------------	--------------------------

<b>Fund:</b>	DT2226-A Air Quality Fund (Appropriated)
--------------	--

### Program Expenditures

#### COST CENTER/PROGRAM BUDGET UNIT

2-3	Intermodal Transportation Planning	209.3	252.8	0.0	252.8
	Total	209.3	252.8	0.0	252.8

### Appropriated Funding

#### Expenditure Categories

FTE Positions	1.0	0.0	0.0	0.0
Personal Services	25.9	30.0	0.0	30.0
Employee Related Expenses	10.1	14.8	0.0	14.8
Professional and Outside Services	7.9	200.0	0.0	200.0
Travel In-State	0.5	1.0	0.0	1.0
Travel Out of State	0.1	0.0	0.0	0.0
Food	0.0	0.0	0.0	0.0
Aid to Organizations and Individuals	0.0	0.0	0.0	0.0
Other Operating Expenses	0.6	7.0	0.0	7.0
Equipment	0.0	0.0	0.0	0.0
Capital Outlay	0.0	0.0	0.0	0.0
Debt Service	0.0	0.0	0.0	0.0
Cost Allocation	164.2	0.0	0.0	0.0
Transfers	0.0	0.0	0.0	0.0

<b>Expenditure Categories Total:</b>	209.3	252.8	0.0	252.8
--------------------------------------	-------	-------	-----	-------

<b>Fund DT2226-A Total:</b>	209.3	252.8	0.0	252.8
-----------------------------	-------	-------	-----	-------

## Program Group Summary of Expenditures and Budget Request for Selected Funds

<b>Agency:</b>	Department of Transportation
<b>Program:</b>	Intermodal Transportation

	FY 2022 Actual	FY 2023 Expd. Plan	FY 2024 Fund. Issue	FY 2024 Total Request
--	-------------------	-----------------------	------------------------	--------------------------

<b>Fund:</b>	DT2244-N Economic Strength Project Fund (Non-Appropriated)
--------------	--

### Program Expenditures

#### COST CENTER/PROGRAM BUDGET UNIT

2-3	Intermodal Transportation Planning	1,489.8	1,000.0	0.0	1,000.0
	Total	1,489.8	1,000.0	0.0	1,000.0

### Non-Appropriated Funding

#### Expenditure Categories

Personal Services	0.0	0.0	0.0	0.0
Employee Related Expenses	0.0	0.0	0.0	0.0
Professional and Outside Services	0.0	0.0	0.0	0.0
Travel In-State	0.0	0.0	0.0	0.0
Travel Out of State	0.0	0.0	0.0	0.0
Food	0.0	0.0	0.0	0.0
Aid to Organizations and Individuals	0.0	0.0	0.0	0.0
Other Operating Expenses	0.0	0.0	0.0	0.0
Equipment	0.0	0.0	0.0	0.0
Capital Outlay	1,489.8	1,000.0	0.0	1,000.0
Debt Service	0.0	0.0	0.0	0.0
Cost Allocation	0.0	0.0	0.0	0.0
Transfers	0.0	0.0	0.0	0.0

<b>Expenditure Categories Total:</b>	1,489.8	1,000.0	0.0	1,000.0
--------------------------------------	---------	---------	-----	---------

<b>Fund DT2244-N Total:</b>	1,489.8	1,000.0	0.0	1,000.0
-----------------------------	---------	---------	-----	---------

## Program Group Summary of Expenditures and Budget Request for Selected Funds

<b>Agency:</b>	Department of Transportation
<b>Program:</b>	Intermodal Transportation

FY 2022	FY 2023	FY 2024	FY 2024
Actual	Expd. Plan	Fund. Issue	Total Request

<b>Fund:</b>	DT2463-N Grant Anticipation Notes Fund (Non-Appropriated)
--------------	---

### Program Expenditures

COST CENTER/PROGRAM BUDGET UNIT

2-2	Construction	19.3	0.0	0.0	0.0
	Total	19.3	0.0	0.0	0.0

### Non-Appropriated Funding

#### Expenditure Categories

Personal Services	0.0	0.0	0.0	0.0
Employee Related Expenses	0.0	0.0	0.0	0.0
Professional and Outside Services	0.0	0.0	0.0	0.0
Travel In-State	0.0	0.0	0.0	0.0
Travel Out of State	0.0	0.0	0.0	0.0
Food	0.0	0.0	0.0	0.0
Aid to Organizations and Individuals	0.0	0.0	0.0	0.0
Other Operating Expenses	0.0	0.0	0.0	0.0
Equipment	0.0	0.0	0.0	0.0
Capital Outlay	19.3	0.0	0.0	0.0
Debt Service	0.0	0.0	0.0	0.0
Cost Allocation	0.0	0.0	0.0	0.0
Transfers	0.0	0.0	0.0	0.0

<b>Expenditure Categories Total:</b>	19.3	0.0	0.0	0.0
--------------------------------------	------	-----	-----	-----

<b>Fund DT2463-N Total:</b>	19.3	0.0	0.0	0.0
-----------------------------	------	-----	-----	-----

## Program Group Summary of Expenditures and Budget Request for Selected Funds

<b>Agency:</b>	Department of Transportation
<b>Program:</b>	Intermodal Transportation

	FY 2022 Actual	FY 2023 Expd. Plan	FY 2024 Fund. Issue	FY 2024 Total Request
--	-------------------	-----------------------	------------------------	--------------------------

<b>Fund:</b>	DT2500-N IGA and ISA Fund (Non-Appropriated)
--------------	--

### Program Expenditures

#### COST CENTER/PROGRAM BUDGET UNIT

2-1	SLI Highway Maintenance	438.5	0.0	0.0	0.0
	Total	438.5	0.0	0.0	0.0

### Non-Appropriated Funding

#### Expenditure Categories

Personal Services	0.2	0.0	0.0	0.0
Employee Related Expenses	0.0	0.0	0.0	0.0
Professional and Outside Services	0.9	0.0	0.0	0.0
Travel In-State	0.0	0.0	0.0	0.0
Travel Out of State	0.0	0.0	0.0	0.0
Food	0.0	0.0	0.0	0.0
Aid to Organizations and Individuals	0.0	0.0	0.0	0.0
Other Operating Expenses	3.7	0.0	0.0	0.0
Equipment	395.4	0.0	0.0	0.0
Capital Outlay	38.3	0.0	0.0	0.0
Debt Service	0.0	0.0	0.0	0.0
Cost Allocation	0.0	0.0	0.0	0.0
Transfers	0.0	0.0	0.0	0.0

<b>Expenditure Categories Total:</b>	438.5	0.0	0.0	0.0
--------------------------------------	-------	-----	-----	-----

<b>Fund DT2500-N Total:</b>	438.5	0.0	0.0	0.0
-----------------------------	-------	-----	-----	-----

## Program Group Summary of Expenditures and Budget Request for Selected Funds

<b>Agency:</b>	Department of Transportation
<b>Program:</b>	Intermodal Transportation

FY 2022	FY 2023	FY 2024	FY 2024
Actual	Expd. Plan	Fund. Issue	Total Request

<b>Fund:</b>	DT2980-N Governor's Emergency Education Relief Fund (Non-Appropriated)
--------------	--

### Program Expenditures

COST CENTER/PROGRAM BUDGET UNIT

2-2	Construction	(320.4)	0.0	0.0	0.0
	Total	(320.4)	0.0	0.0	0.0

### Non-Appropriated Funding

#### Expenditure Categories

Personal Services	(24.5)	0.0	0.0	0.0
Employee Related Expenses	(8.5)	0.0	0.0	0.0
Professional and Outside Services	(277.4)	0.0	0.0	0.0
Travel In-State	0.0	0.0	0.0	0.0
Travel Out of State	0.0	0.0	0.0	0.0
Food	0.0	0.0	0.0	0.0
Aid to Organizations and Individuals	0.0	0.0	0.0	0.0
Other Operating Expenses	0.0	0.0	0.0	0.0
Equipment	0.0	0.0	0.0	0.0
Capital Outlay	(10.0)	0.0	0.0	0.0
Debt Service	0.0	0.0	0.0	0.0
Cost Allocation	0.0	0.0	0.0	0.0
Transfers	0.0	0.0	0.0	0.0

<b>Expenditure Categories Total:</b>	(320.4)	0.0	0.0	0.0
--------------------------------------	---------	-----	-----	-----

<b>Fund DT2980-N Total:</b>	(320.4)	0.0	0.0	0.0
-----------------------------	---------	-----	-----	-----

## Program Group Summary of Expenditures and Budget Request for Selected Funds

<b>Agency:</b>	Department of Transportation
<b>Program:</b>	Intermodal Transportation

	FY 2022 Actual	FY 2023 Expd. Plan	FY 2024 Fund. Issue	FY 2024 Total Request
--	-------------------	-----------------------	------------------------	--------------------------

**Fund:** DT2985-N ADOT Coronavirus State and Local Fiscal Recovery Fund (Non-Appropriated)

### Program Expenditures

#### COST CENTER/PROGRAM BUDGET UNIT

2-1	SLI Highway Maintenance	0.3	0.0	0.0	0.0
2-2	Construction	31,463.1	0.0	0.0	0.0
	Total	31,463.4	0.0	0.0	0.0

### Non-Appropriated Funding

#### Expenditure Categories

Personal Services	394.2	0.0	0.0	0.0
Employee Related Expenses	91.4	0.0	0.0	0.0
Professional and Outside Services	1,886.7	0.0	0.0	0.0
Travel In-State	1.4	0.0	0.0	0.0
Travel Out of State	0.0	0.0	0.0	0.0
Food	0.0	0.0	0.0	0.0
Aid to Organizations and Individuals	0.0	0.0	0.0	0.0
Other Operating Expenses	12.5	0.0	0.0	0.0
Equipment	323.7	0.0	0.0	0.0
Capital Outlay	28,753.5	0.0	0.0	0.0
Debt Service	0.0	0.0	0.0	0.0
Cost Allocation	0.0	0.0	0.0	0.0
Transfers	0.0	0.0	0.0	0.0

**Expenditure Categories Total:** 31,463.4 0.0 0.0 0.0

**Fund DT2985-N Total:** 31,463.4 0.0 0.0 0.0



## Program Group Summary of Expenditures and Budget Request for Selected Funds

<b>Agency:</b>	Department of Transportation
<b>Program:</b>	Intermodal Transportation

	FY 2022 Actual	FY 2023 Expd. Plan	FY 2024 Fund. Issue	FY 2024 Total Request
--	-------------------	-----------------------	------------------------	--------------------------

<b>Fund:</b>	DT3701-N Local Agency Deposits Fund (Non-Appropriated)
--------------	--

### Program Expenditures

#### COST CENTER/PROGRAM BUDGET UNIT

2-2	Construction	103,576.9	0.0	0.0	0.0
	Total	103,576.9	0.0	0.0	0.0

### Non-Appropriated Funding

#### Expenditure Categories

Personal Services	0.0	0.0	0.0	0.0
Employee Related Expenses	0.0	0.0	0.0	0.0
Professional and Outside Services	0.0	0.0	0.0	0.0
Travel In-State	0.0	0.0	0.0	0.0
Travel Out of State	0.0	0.0	0.0	0.0
Food	0.0	0.0	0.0	0.0
Aid to Organizations and Individuals	0.0	0.0	0.0	0.0
Other Operating Expenses	0.0	0.0	0.0	0.0
Equipment	0.0	0.0	0.0	0.0
Capital Outlay	103,576.9	0.0	0.0	0.0
Debt Service	0.0	0.0	0.0	0.0
Cost Allocation	0.0	0.0	0.0	0.0
Transfers	0.0	0.0	0.0	0.0

<b>Expenditure Categories Total:</b>	103,576.9	0.0	0.0	0.0
--------------------------------------	-----------	-----	-----	-----

<b>Fund DT3701-N Total:</b>	103,576.9	0.0	0.0	0.0
-----------------------------	-----------	-----	-----	-----

## Program Group Summary of Expenditures and Budget Request for Selected Funds

<b>Agency:</b>	Department of Transportation
<b>Program:</b>	Intermodal Transportation

	FY 2022 Actual	FY 2023 Expd. Plan	FY 2024 Fund. Issue	FY 2024 Total Request
--	-------------------	-----------------------	------------------------	--------------------------

<b>Fund:</b>	DT3737-N Rental Tax and Bond Deposit Fund (Non-Appropriated)
--------------	--

### Program Expenditures

COST CENTER/PROGRAM BUDGET UNIT					
2-2	Construction	0.3	0.0	0.0	0.0
	Total	0.3	0.0	0.0	0.0

### Non-Appropriated Funding

#### Expenditure Categories

Personal Services	0.0	0.0	0.0	0.0
Employee Related Expenses	0.0	0.0	0.0	0.0
Professional and Outside Services	0.0	0.0	0.0	0.0
Travel In-State	0.0	0.0	0.0	0.0
Travel Out of State	0.0	0.0	0.0	0.0
Food	0.0	0.0	0.0	0.0
Aid to Organizations and Individuals	0.0	0.0	0.0	0.0
Other Operating Expenses	0.3	0.0	0.0	0.0
Equipment	0.0	0.0	0.0	0.0
Capital Outlay	0.0	0.0	0.0	0.0
Debt Service	0.0	0.0	0.0	0.0
Cost Allocation	0.0	0.0	0.0	0.0
Transfers	0.0	0.0	0.0	0.0
<b>Expenditure Categories Total:</b>	0.3	0.0	0.0	0.0
<b>Fund DT3737-N Total:</b>	0.3	0.0	0.0	0.0

## Program Group Summary of Expenditures and Budget Request for Selected Funds

<b>Agency:</b>	Department of Transportation
<b>Program:</b>	Intermodal Transportation

	FY 2022 Actual	FY 2023 Expd. Plan	FY 2024 Fund. Issue	FY 2024 Total Request
--	-------------------	-----------------------	------------------------	--------------------------

<b>Fund:</b>	DT5004-N State Highway Fund Bonds Debt Service Fund (Non-Appropriated)
--------------	--

### Program Expenditures

	COST CENTER/PROGRAM BUDGET UNIT				
2-2	Construction	(1.0)	0.0	0.0	0.0
	Total	(1.0)	0.0	0.0	0.0

### Non-Appropriated Funding

#### Expenditure Categories

Personal Services	0.0	0.0	0.0	0.0
Employee Related Expenses	0.0	0.0	0.0	0.0
Professional and Outside Services	0.0	0.0	0.0	0.0
Travel In-State	0.0	0.0	0.0	0.0
Travel Out of State	0.0	0.0	0.0	0.0
Food	0.0	0.0	0.0	0.0
Aid to Organizations and Individuals	0.0	0.0	0.0	0.0
Other Operating Expenses	0.0	0.0	0.0	0.0
Equipment	0.0	0.0	0.0	0.0
Capital Outlay	(1.0)	0.0	0.0	0.0
Debt Service	0.0	0.0	0.0	0.0
Cost Allocation	0.0	0.0	0.0	0.0
Transfers	0.0	0.0	0.0	0.0
<b>Expenditure Categories Total:</b>	(1.0)	0.0	0.0	0.0
<b>Fund DT5004-N Total:</b>	(1.0)	0.0	0.0	0.0

## Program Group Summary of Expenditures and Budget Request for Selected Funds

<b>Agency:</b>	Department of Transportation
<b>Program:</b>	Intermodal Transportation

FY 2022	FY 2023	FY 2024	FY 2024
Actual	Expd. Plan	Fund. Issue	Total Request

<b>Fund:</b>	DT5008-N Regional Area Road Fund Debt Service Fund (Non-Appropriated)
--------------	---

### Program Expenditures

COST CENTER/PROGRAM BUDGET UNIT

2-2	Construction	(0.9)	0.0	0.0	0.0
	Total	(0.9)	0.0	0.0	0.0

### Non-Appropriated Funding

#### Expenditure Categories

Personal Services	0.0	0.0	0.0	0.0
Employee Related Expenses	0.0	0.0	0.0	0.0
Professional and Outside Services	0.0	0.0	0.0	0.0
Travel In-State	0.0	0.0	0.0	0.0
Travel Out of State	0.0	0.0	0.0	0.0
Food	0.0	0.0	0.0	0.0
Aid to Organizations and Individuals	0.0	0.0	0.0	0.0
Other Operating Expenses	0.0	0.0	0.0	0.0
Equipment	0.0	0.0	0.0	0.0
Capital Outlay	(0.9)	0.0	0.0	0.0
Debt Service	0.0	0.0	0.0	0.0
Cost Allocation	0.0	0.0	0.0	0.0
Transfers	0.0	0.0	0.0	0.0

<b>Expenditure Categories Total:</b>	(0.9)	0.0	0.0	0.0
--------------------------------------	-------	-----	-----	-----

<b>Fund DT5008-N Total:</b>	(0.9)	0.0	0.0	0.0
-----------------------------	-------	-----	-----	-----

## Program Group Summary of Expenditures and Budget Request for Selected Funds

<b>Agency:</b>	Department of Transportation
<b>Program:</b>	Intermodal Transportation

	FY 2022 Actual	FY 2023 Expd. Plan	FY 2024 Fund. Issue	FY 2024 Total Request
--	-------------------	-----------------------	------------------------	--------------------------

**Fund:** DT9901-N State Match Advantage for Rural Transportation (SMART) Fund (Non-Appropriated)

### Program Expenditures

#### COST CENTER/PROGRAM BUDGET UNIT

2-3	Intermodal Transportation Planning	0.0	15,000.0	0.0	15,000.0
	Total	0.0	15,000.0	0.0	15,000.0

### Non-Appropriated Funding

#### Expenditure Categories

FTE Positions	0.0	0.0	0.0	0.0
Personal Services	0.0	0.0	0.0	0.0
Employee Related Expenses	0.0	0.0	0.0	0.0
Professional and Outside Services	0.0	0.0	0.0	0.0
Travel In-State	0.0	0.0	0.0	0.0
Travel Out of State	0.0	0.0	0.0	0.0
Food	0.0	0.0	0.0	0.0
Aid to Organizations and Individuals	0.0	0.0	0.0	0.0
Other Operating Expenses	0.0	0.0	0.0	0.0
Equipment	0.0	0.0	0.0	0.0
Capital Outlay	0.0	15,000.0	0.0	15,000.0
Debt Service	0.0	0.0	0.0	0.0
Cost Allocation	0.0	0.0	0.0	0.0
Transfers	0.0	0.0	0.0	0.0

**Expenditure Categories Total:** 0.0 15,000.0 0.0 15,000.0

**Fund DT9901-N Total:** 0.0 15,000.0 0.0 15,000.0

**Program 2 Total:** 1,241,714.3 356,180.7 (31,511.2) 324,669.5

## Program Budget Unit Summary of Expenditures and Budget Request for All Funds

<b>Agency:</b>	Department of Transportation
<b>Program:</b>	SLI Highway Maintenance

Expenditure Categories		FY 2022	FY 2023	FY 2024	FY 2024
		Actual	Expd. Plan	Fund. Issue	Total Request
0000	FTE	809.0	0.0	0.0	0.0
6000	Personal Services	44,445.0	43,887.6	2,946.0	46,833.6
6100	Employee Related Expenses	18,878.3	23,425.1	663.5	24,088.6
6200	Professional and Outside Services	(183.2)	484.4	0.0	484.4
6500	Travel In-State	269.2	334.8	0.0	334.8
6600	Travel Out of State	4.8	2.0	0.0	2.0
6700	Food	0.0	0.0	0.0	0.0
6800	Aid to Organizations and Individuals	0.0	0.0	0.0	0.0
7000	Other Operating Expenses	61,995.5	136,657.8	(42,114.4)	94,543.4
8000	Equipment	1,126.7	1,144.2	0.0	1,144.2
8100	Capital Outlay	24,705.4	0.0	0.0	0.0
8600	Debt Service	0.0	0.0	0.0	0.0
9000	Cost Allocation	0.0	0.0	0.0	0.0
9100	Transfers	0.0	0.0	0.0	0.0
<b>Expenditure Categories Total:</b>		151,241.7	205,935.9	(38,504.9)	167,431.0

### Fund Source

#### Appropriated Funds

AA1000-A	General Fund (Appropriated)	16.6	0.0	0.0	0.0
DT2030-A	State Highway Fund (Appropriated)	126,144.7	205,885.9	(38,504.9)	167,381.0
		126,161.3	205,885.9	(38,504.9)	167,381.0

#### Non-Appropriated Funds

DT2029-N	Regional Area Road Fund - Maricopa County (Non	13,363.1	0.0	0.0	0.0
DT2030-N	State Highway Fund (Non-Appropriated)	11,278.5	50.0	0.0	50.0
DT2500-N	IGA and ISA Fund (Non-Appropriated)	438.5	0.0	0.0	0.0
DT2985-N	ADOT Coronavirus State and Local Fiscal Recover	0.3	0.0	0.0	0.0
		25,080.4	50.0	0.0	50.0
<b>Fund Source Total:</b>		151,241.7	205,935.9	(38,504.9)	167,431.0

## Program Budget Unit Summary of Expenditures and Budget Request for Selected Funds

**Agency:** Department of Transportation

FY 2022 Actual	FY 2023 Expd. Plan	FY 2024 Fund. Issue	FY 2024 Total Request
-------------------	-----------------------	------------------------	--------------------------

**Program:** SLI Highway Maintenance

**Fund:** AA1000-A General Fund

**Appropriated**

6000 Personal Services	0.0	0.0	0.0	0.0
6100 Employee Related Expenses	0.0	0.0	0.0	0.0
6200 Professional and Outside Services	0.0	0.0	0.0	0.0
6500 Travel In-State	0.0	0.0	0.0	0.0
6600 Travel Out of State	0.0	0.0	0.0	0.0
6700 Food	0.0	0.0	0.0	0.0
6800 Aid to Organizations and Individuals	0.0	0.0	0.0	0.0
7000 Other Operating Expenses	0.0	0.0	0.0	0.0
8000 Equipment	0.0	0.0	0.0	0.0
8100 Capital Outlay	16.6	0.0	0.0	0.0
8600 Debt Service	0.0	0.0	0.0	0.0
9000 Cost Allocation	0.0	0.0	0.0	0.0
9100 Transfers	0.0	0.0	0.0	0.0
<b>Appropriated Total:</b>	<b>16.6</b>	<b>0.0</b>	<b>0.0</b>	<b>0.0</b>

**Fund Total:** 16.6 0.0 0.0 0.0

**Fund:** DT2029-N Regional Area Road Fund - Maricopa County

**Non-Appropriated**

6000 Personal Services	0.0	0.0	0.0	0.0
6100 Employee Related Expenses	0.0	0.0	0.0	0.0
6200 Professional and Outside Services	0.0	0.0	0.0	0.0
6500 Travel In-State	0.0	0.0	0.0	0.0
6600 Travel Out of State	0.0	0.0	0.0	0.0
6700 Food	0.0	0.0	0.0	0.0
6800 Aid to Organizations and Individuals	0.0	0.0	0.0	0.0
7000 Other Operating Expenses	0.0	0.0	0.0	0.0
8000 Equipment	0.0	0.0	0.0	0.0
8100 Capital Outlay	13,363.1	0.0	0.0	0.0

## Program Budget Unit Summary of Expenditures and Budget Request for Selected Funds

**Agency:** Department of Transportation

FY 2022 Actual	FY 2023 Expd. Plan	FY 2024 Fund. Issue	FY 2024 Total Request
-------------------	-----------------------	------------------------	--------------------------

**Program:** SLI Highway Maintenance

**Fund:** DT2029-N Regional Area Road Fund - Maricopa County

**Non-Appropriated**

8600 Debt Service	0.0	0.0	0.0	0.0
9000 Cost Allocation	0.0	0.0	0.0	0.0
9100 Transfers	0.0	0.0	0.0	0.0

<b>Non-Appropriated Total:</b>	13,363.1	0.0	0.0	0.0
--------------------------------	----------	-----	-----	-----

<b>Fund Total:</b>	13,363.1	0.0	0.0	0.0
--------------------	----------	-----	-----	-----

**Fund:** DT2030-A State Highway Fund

**Appropriated**

0000 FTE	809.0	0.0	0.0	0.0
6000 Personal Services	44,444.5	43,887.6	2,946.0	46,833.6
6100 Employee Related Expenses	18,878.3	23,425.1	663.5	24,088.6
6200 Professional and Outside Services	(184.1)	484.4	0.0	484.4
6500 Travel In-State	269.2	334.8	0.0	334.8
6600 Travel Out of State	4.8	2.0	0.0	2.0
6700 Food	0.0	0.0	0.0	0.0
6800 Aid to Organizations and Individuals	0.0	0.0	0.0	0.0
7000 Other Operating Expenses	61,978.1	136,607.8	(42,114.4)	94,493.4
8000 Equipment	731.3	1,144.2	0.0	1,144.2
8100 Capital Outlay	22.6	0.0	0.0	0.0
8600 Debt Service	0.0	0.0	0.0	0.0
9000 Cost Allocation	0.0	0.0	0.0	0.0
9100 Transfers	0.0	0.0	0.0	0.0

<b>Appropriated Total:</b>	126,144.7	205,885.9	(38,504.9)	167,381.0
----------------------------	-----------	-----------	------------	-----------

<b>Fund Total:</b>	126,144.7	205,885.9	(38,504.9)	167,381.0
--------------------	-----------	-----------	------------	-----------

**Fund:** DT2030-N State Highway Fund

**Non-Appropriated**

6000 Personal Services	0.0	0.0	0.0	0.0
6100 Employee Related Expenses	0.0	0.0	0.0	0.0



## Program Budget Unit Summary of Expenditures and Budget Request for Selected Funds

**Agency:** Department of Transportation

FY 2022 Actual	FY 2023 Expd. Plan	FY 2024 Fund. Issue	FY 2024 Total Request
-------------------	-----------------------	------------------------	--------------------------

**Program:** SLI Highway Maintenance

**Fund:** DT2030-N State Highway Fund

**Non-Appropriated**

6200 Professional and Outside Services	0.0	0.0	0.0	0.0
6500 Travel In-State	0.0	0.0	0.0	0.0
6600 Travel Out of State	0.0	0.0	0.0	0.0
6700 Food	0.0	0.0	0.0	0.0
6800 Aid to Organizations and Individuals	0.0	0.0	0.0	0.0
7000 Other Operating Expenses	13.7	50.0	0.0	50.0
8000 Equipment	0.0	0.0	0.0	0.0
8100 Capital Outlay	11,264.8	0.0	0.0	0.0
8600 Debt Service	0.0	0.0	0.0	0.0
9000 Cost Allocation	0.0	0.0	0.0	0.0
9100 Transfers	0.0	0.0	0.0	0.0

<b>Non-Appropriated Total:</b>	11,278.5	50.0	0.0	50.0
--------------------------------	----------	------	-----	------

<b>Fund Total:</b>	11,278.5	50.0	0.0	50.0
--------------------	----------	------	-----	------

**Fund:** DT2500-N IGA and ISA Fund

**Non-Appropriated**

6000 Personal Services	0.2	0.0	0.0	0.0
6100 Employee Related Expenses	0.0	0.0	0.0	0.0
6200 Professional and Outside Services	0.9	0.0	0.0	0.0
6500 Travel In-State	0.0	0.0	0.0	0.0
6600 Travel Out of State	0.0	0.0	0.0	0.0
6700 Food	0.0	0.0	0.0	0.0
6800 Aid to Organizations and Individuals	0.0	0.0	0.0	0.0
7000 Other Operating Expenses	3.7	0.0	0.0	0.0
8000 Equipment	395.4	0.0	0.0	0.0
8100 Capital Outlay	38.3	0.0	0.0	0.0
8600 Debt Service	0.0	0.0	0.0	0.0
9000 Cost Allocation	0.0	0.0	0.0	0.0
9100 Transfers	0.0	0.0	0.0	0.0

## Program Budget Unit Summary of Expenditures and Budget Request for Selected Funds

<b>Agency:</b> Department of Transportation					
		<b>FY 2022</b>	<b>FY 2023</b>	<b>FY 2024</b>	<b>FY 2024</b>
		<b>Actual</b>	<b>Expd. Plan</b>	<b>Fund. Issue</b>	<b>Total Request</b>
<b>Program:</b> SLI Highway Maintenance					
<b>Fund:</b> DT2500-N IGA and ISA Fund					
<b>Non-Appropriated</b>					
<b>Non-Appropriated Total:</b>		438.5	0.0	0.0	0.0
<b>Fund Total:</b>		438.5	0.0	0.0	0.0
<b>Fund:</b> DT2985-N ADOT Coronavirus State and Local Fiscal Recovery Fund					
<b>Non-Appropriated</b>					
6000	Personal Services	0.3	0.0	0.0	0.0
6100	Employee Related Expenses	0.0	0.0	0.0	0.0
6200	Professional and Outside Services	0.0	0.0	0.0	0.0
6500	Travel In-State	0.0	0.0	0.0	0.0
6600	Travel Out of State	0.0	0.0	0.0	0.0
6700	Food	0.0	0.0	0.0	0.0
6800	Aid to Organizations and Individuals	0.0	0.0	0.0	0.0
7000	Other Operating Expenses	0.0	0.0	0.0	0.0
8000	Equipment	0.0	0.0	0.0	0.0
8100	Capital Outlay	0.0	0.0	0.0	0.0
8600	Debt Service	0.0	0.0	0.0	0.0
9000	Cost Allocation	0.0	0.0	0.0	0.0
9100	Transfers	0.0	0.0	0.0	0.0
<b>Non-Appropriated Total:</b>		0.3	0.0	0.0	0.0
<b>Fund Total:</b>		0.3	0.0	0.0	0.0
<b>Program Total For Selected Funds:</b>		151,241.7	205,935.9	(38,504.9)	167,431.0

## Program Expenditure Schedule

<b>Agency:</b>	Department of Transportation
<b>Program:</b>	SLI Highway Maintenance

	<b>FY 2022 Actual</b>	<b>FY 2023 Expd. Plan</b>
FTE	809.0	0.0
<b>Expenditure Category Total</b>	<b>809.0</b>	<b>0.0</b>
<b>Appropriated</b>		
DT2030-A State Highway Fund (Appropriated)	809.0	0.0
<b>Fund Source Total</b>	<b>809.0</b>	<b>0.0</b>
Personal Services	44,445.0	43,887.6
Boards and Commissions	0.0	0.0
<b>Expenditure Category Total</b>	<b>44,445.0</b>	<b>43,887.6</b>
<b>Appropriated</b>		
DT2030-A State Highway Fund (Appropriated)	44,444.5	43,887.6
<b>Fund Source Total</b>	<b>44,444.5</b>	<b>43,887.6</b>
<b>Non-Appropriated</b>		
DT2500-N IGA and ISA Fund (Non-Appropriated)	0.2	0.0
DT2985-N ADOT Coronavirus State and Local Fiscal Recovery Fund (	0.3	0.0
<b>Fund Source Total</b>	<b>0.5</b>	<b>0.0</b>
Employee Related Expenses	18,878.3	23,425.1
<b>Expenditure Category Total</b>	<b>18,878.3</b>	<b>23,425.1</b>
<b>Appropriated</b>		
DT2030-A State Highway Fund (Appropriated)	18,878.3	23,425.1
<b>Fund Source Total</b>	<b>18,878.3</b>	<b>23,425.1</b>
<b>Non-Appropriated</b>		
DT2500-N IGA and ISA Fund (Non-Appropriated)	0.0	0.0
DT2985-N ADOT Coronavirus State and Local Fiscal Recovery Fund (	0.0	0.0
<b>Fund Source Total</b>	<b>0.0</b>	<b>0.0</b>
Professional and Outside Services		484.4
External Prof/Outside Serv Budg And Appn	0.0	
External Investment Services	0.0	
Other External Financial Services	0.0	
Attorney General Legal Services	0.0	
External Legal Services	0.0	
External Engineer/Architect Cost - Exp	56.4	
External Engineer/Architect Cost- Cap	0.0	
Other Design	0.0	
Temporary Agency Services	0.0	
Hospital Services	0.0	
Other Medical Services	56.9	
Institutional Care	0.0	
Education And Training	14.2	
Vendor Travel	0.0	
Professional & Outside Services Excluded from Cost Alloca	0.0	
Vendor Travel - Non Reportable	0.0	
External Telecom Consulting Services	0.0	
Costs related to those in custody of the State	0.0	
Non - Confidential Specialist Fees	0.0	

## Program Expenditure Schedule

<b>Agency:</b>	<b>Department of Transportation</b>
<b>Program:</b>	<b>SLI Highway Maintenance</b>

	<b>FY 2022 Actual</b>	<b>FY 2023 Expd. Plan</b>
Confidential Specialist Fees	0.0	
Outside Actuarial Costs	0.0	
Other Professional And Outside Services	(310.7)	
<b>Expenditure Category Total</b>	<b>(183.2)</b>	<b>484.4</b>
<b>Appropriated</b>		
DT2030-A State Highway Fund (Appropriated)	(184.1)	484.4
	<b>(184.1)</b>	<b>484.4</b>
<b>Non-Appropriated</b>		
DT2500-N IGA and ISA Fund (Non-Appropriated)	0.9	0.0
	<b>0.9</b>	<b>0.0</b>
<b>Fund Source Total</b>	<b>(183.2)</b>	<b>484.4</b>
<hr/>		
Travel In-State	269.2	334.8
<b>Expenditure Category Total</b>	<b>269.2</b>	<b>334.8</b>
<b>Appropriated</b>		
DT2030-A State Highway Fund (Appropriated)	269.2	334.8
	<b>269.2</b>	<b>334.8</b>
<b>Fund Source Total</b>	<b>269.2</b>	<b>334.8</b>
<hr/>		
Travel Out of State	4.8	2.0
<b>Expenditure Category Total</b>	<b>4.8</b>	<b>2.0</b>
<b>Appropriated</b>		
DT2030-A State Highway Fund (Appropriated)	4.8	2.0
	<b>4.8</b>	<b>2.0</b>
<b>Fund Source Total</b>	<b>4.8</b>	<b>2.0</b>
<hr/>		
Food	0.0	0.0
<b>Expenditure Category Total</b>	<b>0.0</b>	<b>0.0</b>
<hr/>		
Aid to Organizations and Individuals	0.0	0.0
<b>Expenditure Category Total</b>	<b>0.0</b>	<b>0.0</b>
<hr/>		
Other Operating Expenses		136,657.8
Other Operating Expenditures Budg Approp	0.0	
Other Operating Expenditures Excluded from Cost Allocati	0.0	
Risk Management Charges To State Agency	0.0	
Risk Management Deductible - Indemnity	0.0	
Risk Management Deductible - Legal	0.0	
Risk Management Deductible - Medical	0.0	
Risk Management Deductible - Other	0.0	
Gen Liab- Non Physical-Taxable- Self Ins	0.0	
Gross Proceeds Payments To Attorneys	0.0	
General Liability- Non-Taxable- Self Ins	0.0	
Medical Malpractice - Self-Insured	0.0	
Automobile Liability - Self Insured	0.0	
General Property Damage - Self- Insured	0.0	
Automobile Physical Damage-Self Insured	0.0	
Liability Insurance Premiums	0.0	
Property Insurance Premiums	0.0	

## Program Expenditure Schedule

<b>Agency:</b>	<b>Department of Transportation</b>
<b>Program:</b>	<b>SLI Highway Maintenance</b>

	<u>FY 2022 Actual</u>	<u>FY 2023 Expd. Plan</u>
Workers Compensation Benefit Payments	0.0	
Self Insurance - Administrative Fees	0.0	
Self Insurance - Premiums	0.0	
Self Insurance - Claim Payments	0.0	
Self Insurance - Pharmacy Claims	0.0	
Premium Tax On Altcs	0.0	
Other Insurance-Related Charges	0.0	
Internal Service Data Processing	0.0	
Internal Service Data Proc- Pc/Lan	0.0	
External Programming-Mainframe/Legacy	378.8	
External Programming- Pc/Lan/Serv/Web	0.0	
External Data Entry	0.0	
Othr External Data Proc-Mainframe/Legacy	0.0	
Othr External Data Proc-Pc/Lan/Serv/Web	0.0	
Pmt for AFIS Development & Usage	0.0	
Internal Service Telecommunications	0.0	
External Telecom Long Distance-In-State	1,411.6	
External Telecom Long Distance-Out-State	0.0	
Other External Telecommunication Service	0.0	
Electricity	877.2	
Sanitation Waste Disposal	480.0	
Water	233.3	
Gas And Fuel Oil For Buildings	231.8	
Other Utilities	0.8	
Building Rent Charges To State Agencies	0.0	
Priv Lease To Own Bld Rent Chrgs To Agy	0.0	
Cert Of Part Bld Rent Chrgs To Agy	0.0	
Rental Of Land And Buildings	35.4	
Rental Of Computer Equipment	0.0	
Rental Of Other Machinery And Equipment	9,248.2	
Miscellaneous Rent	82.9	
Interest On Overdue Payments	13.2	
All Other Interest Payments	0.0	
Internal Acct/Budg/Financial Svcs	0.0	
Other Internal Services	0.0	
Repair And Maintenance - Buildings	655.6	
Repair And Maintenance - Vehicles	515.0	
Repair And Maint - Mainframe And Legacy	0.0	
Repair And Maint-Pc/Lan/Serv/Web	0.0	
Repair And Maintenance - Other Equipment	112.6	
Other Repair And Maintenance	26,540.1	
Software Support And Maintenance	125.3	
Uniforms	699.4	
Inmate Clothing	0.0	
Security Supplies	6.0	
Office Supplies	79.5	
Computer Supplies	28.5	
Housekeeping Supplies	51.0	
Bedding And Bath Supplies	0.0	
Drugs And Medicine Supplies	0.0	
Medical Supplies	53.4	

## Program Expenditure Schedule

<b>Agency:</b>	<b>Department of Transportation</b>
<b>Program:</b>	<b>SLI Highway Maintenance</b>

	<u>FY 2022 Actual</u>	<u>FY 2023 Expd. Plan</u>
Dental Supplies	0.0	
Automotive And Transportation Fuels	4,609.8	
Automotive Lubricants And Supplies	222.1	
Rpr And Maint Supplies-Not Auto Or Build	13,807.4	
Repair And Maintenance Supplies-Building	17.5	
Other Operating Supplies	882.7	
Publications	0.0	
Aggregate Withheld Or Paid Commissions	0.0	
Lottery Prizes	0.0	
Lottery Distribution Costs	0.0	
Material for Further Processing	0.0	
Other Resale Supplies	0.0	
Loss On Sales Of Capital Assets	0.0	
Loss on Sales of Investments	0.0	
Employee Tuition Reimbursement-Graduate	0.0	
Employee Tuition Reimb Under-Grad/Other	0.0	
Conference Registration-Attendance Fees	17.4	
Other Education And Training Costs	47.1	
Advertising	0.0	
Sponsorships	0.0	
Internal Printing	0.0	
External Printing	1.8	
Photography	0.0	
Postage And Delivery	4.8	
Document shredding and Destruction Services	0.7	
Translation and Sign Language Services	0.2	
Distribution To State Universities	0.0	
Other Intrastate Distributions	0.0	
Awards	2.6	
Entertainment And Promotional Items	0.0	
Dues	4.9	
Books- Subscriptions And Publications	0.9	
Costs For Digital Image Or Microfilm	0.0	
Revolving Fund Advances	0.0	
Credit Card Fees Over Approved Limit	0.0	
Relief Bill Expenditures	0.0	
Surplus Property Distr To State Agencies	0.0	
Security Services	0.0	
Judgments - Damages	0.0	
ICA Payments to Claimants Confidential	0.0	
Jdgmnt-Confidential Restitution To Indiv	0.0	
Judgments - Non-Confidential Restitution	0.0	
Judgments - Punitive And Compensatory	0.0	
Pmts Made to Resolve/Disputes/Avoid Costs of Litigation	0.0	
Pmts For Contracted State Inmate Labor	206.6	
Payments To State Inmates	2.2	
Bad Debt Expense	0.0	
Interview Expense	0.0	
Employee Relocations-Nontaxable	0.0	
Employee Relocations-Taxable	0.0	
Non-Confidential Invest/Legal/Law Enf	0.0	

## Program Expenditure Schedule

<b>Agency:</b>	<b>Department of Transportation</b>
<b>Program:</b>	<b>SLI Highway Maintenance</b>

	<b>FY 2022 Actual</b>	<b>FY 2023 Expd. Plan</b>
Conf/Sensitive Invest/Legal/Undercover	0.0	
Fingerprinting, Background Checks, Etc.	0.3	
Other Miscellaneous Operating	306.9	
<b>Expenditure Category Total</b>	<b>61,995.5</b>	<b>136,657.8</b>
<b>Appropriated</b>		
DT2030-A State Highway Fund (Appropriated)	61,978.1	136,607.8
	<b>61,978.1</b>	<b>136,607.8</b>
<b>Non-Appropriated</b>		
DT2030-N State Highway Fund (Non-Appropriated)	13.7	50.0
DT2500-N IGA and ISA Fund (Non-Appropriated)	3.7	0.0
	<b>17.4</b>	<b>50.0</b>
<b>Fund Source Total</b>	<b>61,995.5</b>	<b>136,657.8</b>

Current Year Expenditures		1,144.2
Capital Equipment Budget And Approp	0.0	
Vehicles Capital Purchase	565.9	
Vehicles Capital Leases	0.0	
Furniture Capital Purchase	0.0	
Depreciable Works Of Art & Hist Treas/Coll Capital Purcha	0.0	
Non Depr Works Of Art & Hist Treas/Coll Cap Purchase	0.0	
Furniture Capital Leases	0.0	
Computer Equipment Capital Purchase	0.0	
Computer Equipment Capital Lease	0.0	
Telecommunication Equip-Capital Purchase	15.6	
Telecommunication Equip-Capital Lease	0.0	
Other Equipment Capital Purchase	218.0	
Other Equipment Capital Leases	0.0	
Purchased Or Licensed Software-Website	0.0	
Internally Generated Software-Website	0.0	
Development in Progress	0.0	
Right-Of-Way/Easement/Extraction Rights	0.0	
Oth Int Assets purchased, licensed or internally generate	0.0	
Other intangible assets acquired by capital lease	0.0	
Other Capital Asset Purchases	0.0	
Leasehold Improvement-Capital Purchase	0.0	
Other Capital Asset Leases	0.0	
Non-Capital Equip Budget And Approp	0.0	
Vehicles Non-Capital Purchase	8.2	
Vehicles Non-Capital Leases	0.0	
Furniture Non-Capital Purchase	27.1	
Works Of Art And Hist Treas-Non Capital	0.0	
Furniture Non-Capital Leases	0.0	
Computer Equipment Non-Capital Purchase	102.1	
Computer Equipment Non-Capital Lease	0.0	
Telecomm Equip Non-Capital Purchase	26.6	
Telecomm Equip Non-Capital Leases	0.0	
Other Equipment Non-Capital Purchase	162.9	
Weapons Non-Capital Purchase	0.0	
Other Equipment Non-Capital Lease	0.0	
Purchased Or Licensed Software/Website	0.3	
Internally Generated Software/Website	0.0	

## Program Expenditure Schedule

<b>Agency:</b>	Department of Transportation
<b>Program:</b>	SLI Highway Maintenance

	<u>FY 2022 Actual</u>	<u>FY 2023 Expd. Plan</u>
LICENSES AND PERMITS	0.0	
Right-Of-Way/Easement/Extraction Exp	0.0	
Other Intangible Assets - Purchased, Licensed or Internall	0.0	
Noncapital Software/Web By Capital Lease	0.0	
Other Intangible Assets Acquired by Capital Lease	0.0	
Other Long Lived Tangible Assets to be Expenses	0.0	
Non-Capital Equipment Excluded from Cost Allocation	0.0	
<b>Expenditure Category Total</b>	<b>1,126.7</b>	<b>1,144.2</b>
<b>Appropriated</b>		
DT2030-A State Highway Fund (Appropriated)	731.3	1,144.2
	<b>731.3</b>	<b>1,144.2</b>
<b>Non-Appropriated</b>		
DT2500-N IGA and ISA Fund (Non-Appropriated)	395.4	0.0
	<b>395.4</b>	<b>0.0</b>
<b>Fund Source Total</b>	<b>1,126.7</b>	<b>1,144.2</b>
<hr/>		
Capital Outlay	24,705.4	0.0
<b>Expenditure Category Total</b>	<b>24,705.4</b>	<b>0.0</b>
<b>Appropriated</b>		
AA1000-A General Fund (Appropriated)	16.6	0.0
DT2030-A State Highway Fund (Appropriated)	22.6	0.0
	<b>39.2</b>	<b>0.0</b>
<b>Non-Appropriated</b>		
DT2029-N Regional Area Road Fund - Maricopa County (Non-Approp	13,363.1	0.0
DT2030-N State Highway Fund (Non-Appropriated)	11,264.8	0.0
DT2500-N IGA and ISA Fund (Non-Appropriated)	38.3	0.0
	<b>24,666.2</b>	<b>0.0</b>
<b>Fund Source Total</b>	<b>24,705.4</b>	<b>0.0</b>
<hr/>		
Debt Service	0.0	0.0
<b>Expenditure Category Total</b>	<b>0.0</b>	<b>0.0</b>
<hr/>		
Cost Allocation	0.0	0.0
<b>Expenditure Category Total</b>	<b>0.0</b>	<b>0.0</b>
<hr/>		
Transfers	0.0	0.0
<b>Expenditure Category Total</b>	<b>0.0</b>	<b>0.0</b>
<hr/>		

### Employee Retirement Coverage

<b>Retirement System</b>	<b>FTE</b>	<b>Personal Services</b>	<b>Fund#</b>
Arizona State Retirement System	795.0	43,887.6	DT2030-A

### Combined Regular & Elected Positions At/Above FICA Maximum of \$147,000

<b>Total FTE</b>	<b>Personal Services</b>	<b>FTE's not eligible for Health, Dental &amp; Life</b>
0.0	0.0	5.0



## Program Budget Unit Summary of Expenditures and Budget Request for All Funds

<b>Agency:</b>	Department of Transportation
<b>Program:</b>	Construction

Expenditure Categories		FY 2022 Actual	FY 2023 Expd. Plan	FY 2024 Fund. Issue	FY 2024 Total Request
0000	FTE	797.0	0.0	0.0	0.0
6000	Personal Services	32,816.8	32,987.2	4,611.2	37,598.4
6100	Employee Related Expenses	12,166.7	15,838.0	1,038.6	16,876.6
6200	Professional and Outside Services	3,135.6	2,073.4	0.0	2,073.4
6500	Travel In-State	123.5	235.0	0.0	235.0
6600	Travel Out of State	41.9	65.0	0.0	65.0
6700	Food	0.0	0.0	0.0	0.0
6800	Aid to Organizations and Individuals	0.0	0.0	0.0	0.0
7000	Other Operating Expenses	8,614.6	7,379.6	(300.0)	7,079.6
8000	Equipment	814.2	1,002.8	0.0	1,002.8
8100	Capital Outlay	941,907.9	0.0	0.0	0.0
8600	Debt Service	0.0	0.0	0.0	0.0
9000	Cost Allocation	0.0	0.0	0.0	0.0
9100	Transfers	240.0	240.0	0.0	240.0
<b>Expenditure Categories Total:</b>		999,861.2	59,821.0	5,349.8	65,170.8
Fund Source					
<b>Appropriated Funds</b>					
AA1000-A	General Fund (Appropriated)	19,200.7	0.0	0.0	0.0
DT2030-A	State Highway Fund (Appropriated)	55,570.3	59,821.0	5,349.8	65,170.8
		74,771.0	59,821.0	5,349.8	65,170.8
<b>Non-Appropriated Funds</b>					
DT2029-N	Regional Area Road Fund - Maricopa County (Non	410,499.7	0.0	0.0	0.0
DT2030-N	State Highway Fund (Non-Appropriated)	379,853.2	0.0	0.0	0.0
DT2463-N	Grant Anticipation Notes Fund (Non-Appropriated)	19.3	0.0	0.0	0.0
DT2980-N	Governor's Emergency Education Relief Fund (No	(320.4)	0.0	0.0	0.0
DT2985-N	ADOT Coronavirus State and Local Fiscal Recover	31,463.1	0.0	0.0	0.0
DT3701-N	Local Agency Deposits Fund (Non-Appropriated)	103,576.9	0.0	0.0	0.0
DT3737-N	Rental Tax and Bond Deposit Fund (Non-Appropri	0.3	0.0	0.0	0.0
DT5004-N	State Highway Fund Bonds Debt Service Fund (No	(1.0)	0.0	0.0	0.0
DT5008-N	Regional Area Road Fund Debt Service Fund (Non	(0.9)	0.0	0.0	0.0
		925,090.2	0.0	0.0	0.0
<b>Fund Source Total:</b>		999,861.2	59,821.0	5,349.8	65,170.8

## Program Budget Unit Summary of Expenditures and Budget Request for Selected Funds

**Agency:** Department of Transportation

FY 2022 Actual	FY 2023 Expd. Plan	FY 2024 Fund. Issue	FY 2024 Total Request
-------------------	-----------------------	------------------------	--------------------------

**Program:** Construction

**Fund:** AA1000-A General Fund

**Appropriated**

6000 Personal Services	0.0	0.0	0.0	0.0
6100 Employee Related Expenses	0.0	0.0	0.0	0.0
6200 Professional and Outside Services	0.0	0.0	0.0	0.0
6500 Travel In-State	0.0	0.0	0.0	0.0
6600 Travel Out of State	0.0	0.0	0.0	0.0
6700 Food	0.0	0.0	0.0	0.0
6800 Aid to Organizations and Individuals	0.0	0.0	0.0	0.0
7000 Other Operating Expenses	0.0	0.0	0.0	0.0
8000 Equipment	0.0	0.0	0.0	0.0
8100 Capital Outlay	19,200.7	0.0	0.0	0.0
8600 Debt Service	0.0	0.0	0.0	0.0
9000 Cost Allocation	0.0	0.0	0.0	0.0
9100 Transfers	0.0	0.0	0.0	0.0
<b>Appropriated Total:</b>	19,200.7	0.0	0.0	0.0
<b>Fund Total:</b>	19,200.7	0.0	0.0	0.0

**Fund:** DT2029-N Regional Area Road Fund - Maricopa County

**Non-Appropriated**

6000 Personal Services	0.0	0.0	0.0	0.0
6100 Employee Related Expenses	0.0	0.0	0.0	0.0
6200 Professional and Outside Services	0.0	0.0	0.0	0.0
6500 Travel In-State	0.0	0.0	0.0	0.0
6600 Travel Out of State	0.0	0.0	0.0	0.0
6700 Food	0.0	0.0	0.0	0.0
6800 Aid to Organizations and Individuals	0.0	0.0	0.0	0.0
7000 Other Operating Expenses	0.0	0.0	0.0	0.0
8000 Equipment	0.0	0.0	0.0	0.0
8100 Capital Outlay	410,499.7	0.0	0.0	0.0

## Program Budget Unit Summary of Expenditures and Budget Request for Selected Funds

**Agency:** Department of Transportation

FY 2022 Actual	FY 2023 Expd. Plan	FY 2024 Fund. Issue	FY 2024 Total Request
-------------------	-----------------------	------------------------	--------------------------

**Program:** Construction

**Fund:** DT2029-N Regional Area Road Fund - Maricopa County

**Non-Appropriated**

8600 Debt Service	0.0	0.0	0.0	0.0
9000 Cost Allocation	0.0	0.0	0.0	0.0
9100 Transfers	0.0	0.0	0.0	0.0

<b>Non-Appropriated Total:</b>	410,499.7	0.0	0.0	0.0
--------------------------------	-----------	-----	-----	-----

<b>Fund Total:</b>	410,499.7	0.0	0.0	0.0
--------------------	-----------	-----	-----	-----

**Fund:** DT2030-A State Highway Fund

**Appropriated**

0000 FTE	797.0	0.0	0.0	0.0
6000 Personal Services	32,447.4	32,987.2	4,611.2	37,598.4
6100 Employee Related Expenses	12,083.8	15,838.0	1,038.6	16,876.6
6200 Professional and Outside Services	1,526.3	2,073.4	0.0	2,073.4
6500 Travel In-State	122.1	235.0	0.0	235.0
6600 Travel Out of State	41.9	65.0	0.0	65.0
6700 Food	0.0	0.0	0.0	0.0
6800 Aid to Organizations and Individuals	0.0	0.0	0.0	0.0
7000 Other Operating Expenses	8,601.8	7,379.6	(300.0)	7,079.6
8000 Equipment	490.5	1,002.8	0.0	1,002.8
8100 Capital Outlay	16.5	0.0	0.0	0.0
8600 Debt Service	0.0	0.0	0.0	0.0
9000 Cost Allocation	0.0	0.0	0.0	0.0
9100 Transfers	240.0	240.0	0.0	240.0

<b>Appropriated Total:</b>	55,570.3	59,821.0	5,349.8	65,170.8
----------------------------	----------	----------	---------	----------

<b>Fund Total:</b>	55,570.3	59,821.0	5,349.8	65,170.8
--------------------	----------	----------	---------	----------

**Fund:** DT2030-N State Highway Fund

**Non-Appropriated**

6000 Personal Services	0.0	0.0	0.0	0.0
6100 Employee Related Expenses	0.0	0.0	0.0	0.0

## Program Budget Unit Summary of Expenditures and Budget Request for Selected Funds

**Agency:** Department of Transportation

FY 2022 Actual	FY 2023 Expd. Plan	FY 2024 Fund. Issue	FY 2024 Total Request
-------------------	-----------------------	------------------------	--------------------------

**Program:** Construction

**Fund:** DT2030-N State Highway Fund

**Non-Appropriated**

6200 Professional and Outside Services	0.0	0.0	0.0	0.0
6500 Travel In-State	0.0	0.0	0.0	0.0
6600 Travel Out of State	0.0	0.0	0.0	0.0
6700 Food	0.0	0.0	0.0	0.0
6800 Aid to Organizations and Individuals	0.0	0.0	0.0	0.0
7000 Other Operating Expenses	0.0	0.0	0.0	0.0
8000 Equipment	0.0	0.0	0.0	0.0
8100 Capital Outlay	379,853.2	0.0	0.0	0.0
8600 Debt Service	0.0	0.0	0.0	0.0
9000 Cost Allocation	0.0	0.0	0.0	0.0
9100 Transfers	0.0	0.0	0.0	0.0

<b>Non-Appropriated Total:</b>	379,853.2	0.0	0.0	0.0
--------------------------------	-----------	-----	-----	-----

<b>Fund Total:</b>	379,853.2	0.0	0.0	0.0
--------------------	-----------	-----	-----	-----

**Fund:** DT2463-N Grant Anticipation Notes Fund

**Non-Appropriated**

6000 Personal Services	0.0	0.0	0.0	0.0
6100 Employee Related Expenses	0.0	0.0	0.0	0.0
6200 Professional and Outside Services	0.0	0.0	0.0	0.0
6500 Travel In-State	0.0	0.0	0.0	0.0
6600 Travel Out of State	0.0	0.0	0.0	0.0
6700 Food	0.0	0.0	0.0	0.0
6800 Aid to Organizations and Individuals	0.0	0.0	0.0	0.0
7000 Other Operating Expenses	0.0	0.0	0.0	0.0
8000 Equipment	0.0	0.0	0.0	0.0
8100 Capital Outlay	19.3	0.0	0.0	0.0
8600 Debt Service	0.0	0.0	0.0	0.0
9000 Cost Allocation	0.0	0.0	0.0	0.0
9100 Transfers	0.0	0.0	0.0	0.0

## Program Budget Unit Summary of Expenditures and Budget Request for Selected Funds

Agency: Department of Transportation

FY 2022 Actual	FY 2023 Expd. Plan	FY 2024 Fund. Issue	FY 2024 Total Request
-------------------	-----------------------	------------------------	--------------------------

Program: Construction

Fund: DT2463-N Grant Anticipation Notes Fund

Non-Appropriated

Non-Appropriated Total:	19.3	0.0	0.0
-------------------------	------	-----	-----

Fund Total:	19.3	0.0	0.0
-------------	------	-----	-----

Fund: DT2980-N Governor's Emergency Education Relief Fund

Non-Appropriated

6000 Personal Services	(24.5)	0.0	0.0
6100 Employee Related Expenses	(8.5)	0.0	0.0
6200 Professional and Outside Services	(277.4)	0.0	0.0
6500 Travel In-State	0.0	0.0	0.0
6600 Travel Out of State	0.0	0.0	0.0
6700 Food	0.0	0.0	0.0
6800 Aid to Organizations and Individuals	0.0	0.0	0.0
7000 Other Operating Expenses	0.0	0.0	0.0
8000 Equipment	0.0	0.0	0.0
8100 Capital Outlay	(10.0)	0.0	0.0
8600 Debt Service	0.0	0.0	0.0
9000 Cost Allocation	0.0	0.0	0.0
9100 Transfers	0.0	0.0	0.0

Non-Appropriated Total:	(320.4)	0.0	0.0
-------------------------	---------	-----	-----

Fund Total:	(320.4)	0.0	0.0
-------------	---------	-----	-----

Fund: DT2985-N ADOT Coronavirus State and Local Fiscal Recovery Fund

Non-Appropriated

6000 Personal Services	393.9	0.0	0.0
6100 Employee Related Expenses	91.4	0.0	0.0
6200 Professional and Outside Services	1,886.7	0.0	0.0
6500 Travel In-State	1.4	0.0	0.0
6600 Travel Out of State	0.0	0.0	0.0

## Program Budget Unit Summary of Expenditures and Budget Request for Selected Funds

**Agency:** Department of Transportation

FY 2022 Actual	FY 2023 Expd. Plan	FY 2024 Fund. Issue	FY 2024 Total Request
-------------------	-----------------------	------------------------	--------------------------

**Program:** Construction

**Fund:** DT2985-N ADOT Coronavirus State and Local Fiscal Recovery Fund

**Non-Appropriated**

6700 Food	0.0	0.0	0.0	0.0
6800 Aid to Organizations and Individuals	0.0	0.0	0.0	0.0
7000 Other Operating Expenses	12.5	0.0	0.0	0.0
8000 Equipment	323.7	0.0	0.0	0.0
8100 Capital Outlay	28,753.5	0.0	0.0	0.0
8600 Debt Service	0.0	0.0	0.0	0.0
9000 Cost Allocation	0.0	0.0	0.0	0.0
9100 Transfers	0.0	0.0	0.0	0.0

<b>Non-Appropriated Total:</b>	31,463.1	0.0	0.0	0.0
--------------------------------	----------	-----	-----	-----

<b>Fund Total:</b>	31,463.1	0.0	0.0	0.0
--------------------	----------	-----	-----	-----

**Fund:** DT3701-N Local Agency Deposits Fund

**Non-Appropriated**

6000 Personal Services	0.0	0.0	0.0	0.0
6100 Employee Related Expenses	0.0	0.0	0.0	0.0
6200 Professional and Outside Services	0.0	0.0	0.0	0.0
6500 Travel In-State	0.0	0.0	0.0	0.0
6600 Travel Out of State	0.0	0.0	0.0	0.0
6700 Food	0.0	0.0	0.0	0.0
6800 Aid to Organizations and Individuals	0.0	0.0	0.0	0.0
7000 Other Operating Expenses	0.0	0.0	0.0	0.0
8000 Equipment	0.0	0.0	0.0	0.0
8100 Capital Outlay	103,576.9	0.0	0.0	0.0
8600 Debt Service	0.0	0.0	0.0	0.0
9000 Cost Allocation	0.0	0.0	0.0	0.0
9100 Transfers	0.0	0.0	0.0	0.0

<b>Non-Appropriated Total:</b>	103,576.9	0.0	0.0	0.0
--------------------------------	-----------	-----	-----	-----

<b>Fund Total:</b>	103,576.9	0.0	0.0	0.0
--------------------	-----------	-----	-----	-----

## Program Budget Unit Summary of Expenditures and Budget Request for Selected Funds

**Agency:** Department of Transportation

FY 2022 Actual	FY 2023 Expd. Plan	FY 2024 Fund. Issue	FY 2024 Total Request
-------------------	-----------------------	------------------------	--------------------------

**Program:** Construction

**Fund:** DT3737-N Rental Tax and Bond Deposit Fund

**Non-Appropriated**

6000 Personal Services	0.0	0.0	0.0	0.0
6100 Employee Related Expenses	0.0	0.0	0.0	0.0
6200 Professional and Outside Services	0.0	0.0	0.0	0.0
6500 Travel In-State	0.0	0.0	0.0	0.0
6600 Travel Out of State	0.0	0.0	0.0	0.0
6700 Food	0.0	0.0	0.0	0.0
6800 Aid to Organizations and Individuals	0.0	0.0	0.0	0.0
7000 Other Operating Expenses	0.3	0.0	0.0	0.0
8000 Equipment	0.0	0.0	0.0	0.0
8100 Capital Outlay	0.0	0.0	0.0	0.0
8600 Debt Service	0.0	0.0	0.0	0.0
9000 Cost Allocation	0.0	0.0	0.0	0.0
9100 Transfers	0.0	0.0	0.0	0.0

<b>Non-Appropriated Total:</b>	0.3	0.0	0.0	0.0
--------------------------------	-----	-----	-----	-----

<b>Fund Total:</b>	0.3	0.0	0.0	0.0
--------------------	-----	-----	-----	-----

**Fund:** DT5004-N State Highway Fund Bonds Debt Service Fund

**Non-Appropriated**

6000 Personal Services	0.0	0.0	0.0	0.0
6100 Employee Related Expenses	0.0	0.0	0.0	0.0
6200 Professional and Outside Services	0.0	0.0	0.0	0.0
6500 Travel In-State	0.0	0.0	0.0	0.0
6600 Travel Out of State	0.0	0.0	0.0	0.0
6700 Food	0.0	0.0	0.0	0.0
6800 Aid to Organizations and Individuals	0.0	0.0	0.0	0.0
7000 Other Operating Expenses	0.0	0.0	0.0	0.0
8000 Equipment	0.0	0.0	0.0	0.0
8100 Capital Outlay	(1.0)	0.0	0.0	0.0

## Program Budget Unit Summary of Expenditures and Budget Request for Selected Funds

**Agency:** Department of Transportation

FY 2022 Actual	FY 2023 Expd. Plan	FY 2024 Fund. Issue	FY 2024 Total Request
-------------------	-----------------------	------------------------	--------------------------

**Program:** Construction

**Fund:** DT5004-N State Highway Fund Bonds Debt Service Fund

**Non-Appropriated**

8600 Debt Service	0.0	0.0	0.0	0.0
9000 Cost Allocation	0.0	0.0	0.0	0.0
9100 Transfers	0.0	0.0	0.0	0.0
<b>Non-Appropriated Total:</b>	(1.0)	0.0	0.0	0.0
<b>Fund Total:</b>	(1.0)	0.0	0.0	0.0

**Fund:** DT5008-N Regional Area Road Fund Debt Service Fund

**Non-Appropriated**

6000 Personal Services	0.0	0.0	0.0	0.0
6100 Employee Related Expenses	0.0	0.0	0.0	0.0
6200 Professional and Outside Services	0.0	0.0	0.0	0.0
6500 Travel In-State	0.0	0.0	0.0	0.0
6600 Travel Out of State	0.0	0.0	0.0	0.0
6700 Food	0.0	0.0	0.0	0.0
6800 Aid to Organizations and Individuals	0.0	0.0	0.0	0.0
7000 Other Operating Expenses	0.0	0.0	0.0	0.0
8000 Equipment	0.0	0.0	0.0	0.0
8100 Capital Outlay	(0.9)	0.0	0.0	0.0
8600 Debt Service	0.0	0.0	0.0	0.0
9000 Cost Allocation	0.0	0.0	0.0	0.0
9100 Transfers	0.0	0.0	0.0	0.0
<b>Non-Appropriated Total:</b>	(0.9)	0.0	0.0	0.0
<b>Fund Total:</b>	(0.9)	0.0	0.0	0.0

<b>Program Total For Selected Funds:</b>	999,861.2	59,821.0	5,349.8	65,170.8
--	-----------	----------	---------	----------



## Program Expenditure Schedule

<b>Agency:</b>	<b>Department of Transportation</b>
<b>Program:</b>	<b>Construction</b>

	<b>FY 2022 Actual</b>	<b>FY 2023 Expd. Plan</b>
FTE	797.0	0.0
<b>Expenditure Category Total</b>	<b>797.0</b>	<b>0.0</b>
<b>Appropriated</b>		
DT2030-A State Highway Fund (Appropriated)	797.0	0.0
<b>Fund Source Total</b>	<b>797.0</b>	<b>0.0</b>
Personal Services	32,816.8	32,987.2
Boards and Commissions	0.0	0.0
<b>Expenditure Category Total</b>	<b>32,816.8</b>	<b>32,987.2</b>
<b>Appropriated</b>		
DT2030-A State Highway Fund (Appropriated)	32,447.4	32,987.2
	<b>32,447.4</b>	<b>32,987.2</b>
<b>Non-Appropriated</b>		
DT2980-N Governor's Emergency Education Relief Fund (Non-Appro	(24.5)	0.0
DT2985-N ADOT Coronavirus State and Local Fiscal Recovery Fund (	393.9	0.0
	<b>369.4</b>	<b>0.0</b>
<b>Fund Source Total</b>	<b>32,816.8</b>	<b>32,987.2</b>
Employee Related Expenses	12,166.7	15,838.0
<b>Expenditure Category Total</b>	<b>12,166.7</b>	<b>15,838.0</b>
<b>Appropriated</b>		
DT2030-A State Highway Fund (Appropriated)	12,083.8	15,838.0
	<b>12,083.8</b>	<b>15,838.0</b>
<b>Non-Appropriated</b>		
DT2980-N Governor's Emergency Education Relief Fund (Non-Appro	(8.5)	0.0
DT2985-N ADOT Coronavirus State and Local Fiscal Recovery Fund (	91.4	0.0
	<b>82.9</b>	<b>0.0</b>
<b>Fund Source Total</b>	<b>12,166.7</b>	<b>15,838.0</b>
Professional and Outside Services		2,073.4
External Prof/Outside Serv Budg And Appn	0.0	
External Investment Services	0.0	
Other External Financial Services	0.0	
Attorney General Legal Services	0.4	
External Legal Services	121.8	
External Engineer/Architect Cost - Exp	909.7	
External Engineer/Architect Cost- Cap	599.5	
Other Design	0.0	
Temporary Agency Services	168.7	
Hospital Services	0.0	
Other Medical Services	0.8	
Institutional Care	0.0	
Education And Training	211.9	
Vendor Travel	1.0	
Professional & Outside Services Excluded from Cost Alloca	0.0	
Vendor Travel - Non Reportable	0.0	
External Telecom Consulting Services	0.0	
Costs related to those in custody of the State	0.0	
Non - Confidential Specialist Fees	0.0	

## Program Expenditure Schedule

<b>Agency:</b>	<b>Department of Transportation</b>
<b>Program:</b>	<b>Construction</b>

	<b>FY 2022 Actual</b>	<b>FY 2023 Expd. Plan</b>
Confidential Specialist Fees	0.0	
Outside Actuarial Costs	0.0	
Other Professional And Outside Services	1,121.8	
<b>Expenditure Category Total</b>	<b>3,135.6</b>	<b>2,073.4</b>
<b>Appropriated</b>		
DT2030-A State Highway Fund (Appropriated)	1,526.3	2,073.4
	<b>1,526.3</b>	<b>2,073.4</b>
<b>Non-Appropriated</b>		
DT2980-N Governor's Emergency Education Relief Fund (Non-Appro	(277.4)	0.0
DT2985-N ADOT Coronavirus State and Local Fiscal Recovery Fund (	1,886.7	0.0
	<b>1,609.3</b>	<b>0.0</b>
<b>Fund Source Total</b>	<b>3,135.6</b>	<b>2,073.4</b>
<hr/>		
Travel In-State	123.5	235.0
<b>Expenditure Category Total</b>	<b>123.5</b>	<b>235.0</b>
<b>Appropriated</b>		
DT2030-A State Highway Fund (Appropriated)	122.1	235.0
	<b>122.1</b>	<b>235.0</b>
<b>Non-Appropriated</b>		
DT2985-N ADOT Coronavirus State and Local Fiscal Recovery Fund (	1.4	0.0
	<b>1.4</b>	<b>0.0</b>
<b>Fund Source Total</b>	<b>123.5</b>	<b>235.0</b>
<hr/>		
Travel Out of State	41.9	65.0
<b>Expenditure Category Total</b>	<b>41.9</b>	<b>65.0</b>
<b>Appropriated</b>		
DT2030-A State Highway Fund (Appropriated)	41.9	65.0
	<b>41.9</b>	<b>65.0</b>
<b>Fund Source Total</b>	<b>41.9</b>	<b>65.0</b>
<hr/>		
Food	0.0	0.0
<b>Expenditure Category Total</b>	<b>0.0</b>	<b>0.0</b>
<hr/>		
Aid to Organizations and Individuals	0.0	0.0
<b>Expenditure Category Total</b>	<b>0.0</b>	<b>0.0</b>
<hr/>		
Other Operating Expenses		7,379.6
Other Operating Expenditures Budg Approp	0.0	
Other Operating Expenditures Excluded from Cost Allocati	0.0	
Risk Management Charges To State Agency	0.0	
Risk Management Deductible - Indemnity	0.0	
Risk Management Deductible - Legal	0.0	
Risk Management Deductible - Medical	0.0	
Risk Management Deductible - Other	0.0	
Gen Liab- Non Physical-Taxable- Self Ins	0.0	
Gross Proceeds Payments To Attorneys	0.0	
General Liability- Non-Taxable- Self Ins	0.0	
Medical Malpractice - Self-Insured	0.0	
Automobile Liability - Self Insured	0.0	

## Program Expenditure Schedule

<b>Agency:</b>	<b>Department of Transportation</b>
<b>Program:</b>	<b>Construction</b>

	<u>FY 2022 Actual</u>	<u>FY 2023 Expd. Plan</u>
General Property Damage - Self- Insured	0.0	
Automobile Physical Damage-Self Insured	0.0	
Liability Insurance Premiums	0.0	
Property Insurance Premiums	0.0	
Workers Compensation Benefit Payments	0.0	
Self Insurance - Administrative Fees	0.0	
Self Insurance - Premiums	0.0	
Self Insurance - Claim Payments	0.0	
Self Insurance - Pharmacy Claims	0.0	
Premium Tax On Altcs	0.0	
Other Insurance-Related Charges	0.0	
Internal Service Data Processing	0.0	
Internal Service Data Proc- Pc/Lan	0.0	
External Programming-Mainframe/Legacy	0.0	
External Programming- Pc/Lan/Serv/Web	0.0	
External Data Entry	0.0	
Othr External Data Proc-Mainframe/Legacy	0.0	
Othr External Data Proc-Pc/Lan/Serv/Web	0.0	
Pmt for AFIS Development & Usage	0.0	
Internal Service Telecommunications	0.0	
External Telecom Long Distance-In-State	263.3	
External Telecom Long Distance-Out-State	0.0	
Other External Telecommunication Service	0.0	
Electricity	3,615.5	
Sanitation Waste Disposal	14.2	
Water	141.9	
Gas And Fuel Oil For Buildings	0.0	
Other Utilities	0.0	
Building Rent Charges To State Agencies	0.0	
Priv Lease To Own Bld Rent Chrgs To Agy	0.0	
Cert Of Part Bld Rent Chrgs To Agy	0.0	
Rental Of Land And Buildings	0.0	
Rental Of Computer Equipment	0.0	
Rental Of Other Machinery And Equipment	667.8	
Miscellaneous Rent	122.5	
Interest On Overdue Payments	0.0	
All Other Interest Payments	0.0	
Internal Acct/Budg/Financial Svcs	0.0	
Other Internal Services	0.0	
Repair And Maintenance - Buildings	284.7	
Repair And Maintenance - Vehicles	18.7	
Repair And Maint - Mainframe And Legacy	0.0	
Repair And Maint-Pc/Lan/Serv/Web	0.0	
Repair And Maintenance - Other Equipment	68.9	
Other Repair And Maintenance	701.9	
Software Support And Maintenance	916.4	
Uniforms	82.5	
Inmate Clothing	0.0	
Security Supplies	0.0	
Office Supplies	104.7	
Computer Supplies	66.3	

## Program Expenditure Schedule

<b>Agency:</b>	<b>Department of Transportation</b>
<b>Program:</b>	<b>Construction</b>

	<b>FY 2022 Actual</b>	<b>FY 2023 Expd. Plan</b>
Housekeeping Supplies	14.5	
Bedding And Bath Supplies	0.0	
Drugs And Medicine Supplies	0.0	
Medical Supplies	5.2	
Dental Supplies	0.0	
Automotive And Transportation Fuels	722.7	
Automotive Lubricants And Supplies	2.4	
Rpr And Maint Supplies-Not Auto Or Build	5.5	
Repair And Maintenance Supplies-Building	5.5	
Other Operating Supplies	571.2	
Publications	0.0	
Aggregate Withheld Or Paid Commissions	0.0	
Lottery Prizes	0.0	
Lottery Distribution Costs	0.0	
Material for Further Processing	0.0	
Other Resale Supplies	0.0	
Loss On Sales Of Capital Assets	0.0	
Loss on Sales of Investments	0.0	
Employee Tuition Reimbursement-Graduate	0.0	
Employee Tuition Reimb Under-Grad/Other	1.2	
Conference Registration-Attendance Fees	35.8	
Other Education And Training Costs	86.1	
Advertising	18.8	
Sponsorships	0.0	
Internal Printing	0.0	
External Printing	11.7	
Photography	0.0	
Postage And Delivery	6.5	
Document shredding and Destruction Services	1.7	
Translation and Sign Language Services	0.0	
Distribution To State Universities	0.0	
Other Intrastate Distributions	0.0	
Awards	0.2	
Entertainment And Promotional Items	0.3	
Dues	8.3	
Books- Subscriptions And Publications	20.2	
Costs For Digital Image Or Microfilm	0.0	
Revolving Fund Advances	0.0	
Credit Card Fees Over Approved Limit	0.0	
Relief Bill Expenditures	0.0	
Surplus Property Distr To State Agencies	0.0	
Security Services	0.0	
Judgments - Damages	0.0	
ICA Payments to Claimants Confidential	0.0	
Jdgmnt-Confidential Restitution To Indiv	0.0	
Judgments - Non-Confidential Restitution	0.0	
Judgments - Punitive And Compensatory	0.0	
Pmts Made to Resolve/Disputes/Avoid Costs of Litigation	0.0	
Pmts For Contracted State Inmate Labor	0.0	
Payments To State Inmates	0.0	
Bad Debt Expense	0.0	

## Program Expenditure Schedule

<b>Agency:</b>	<b>Department of Transportation</b>
<b>Program:</b>	<b>Construction</b>

	<b>FY 2022 Actual</b>	<b>FY 2023 Expd. Plan</b>
Interview Expense	0.0	
Employee Relocations-Nontaxable	0.0	
Employee Relocations-Taxable	0.0	
Non-Confidential Invest/Legal/Law Enf	0.0	
Conf/Sensitive Invest/Legal/Undercover	0.0	
Fingerprinting, Background Checks, Etc.	0.0	
Other Miscellaneous Operating	27.5	
<b>Expenditure Category Total</b>	<b>8,614.6</b>	<b>7,379.6</b>
<b>Appropriated</b>		
DT2030-A State Highway Fund (Appropriated)	8,601.8	7,379.6
	<b>8,601.8</b>	<b>7,379.6</b>
<b>Non-Appropriated</b>		
DT2985-N ADOT Coronavirus State and Local Fiscal Recovery Fund (	12.5	0.0
DT3737-N Rental Tax and Bond Deposit Fund (Non-Appropriated)	0.3	0.0
	<b>12.8</b>	<b>0.0</b>
<b>Fund Source Total</b>	<b>8,614.6</b>	<b>7,379.6</b>

Current Year Expenditures		1,002.8
Capital Equipment Budget And Approp	0.0	
Vehicles Capital Purchase	0.0	
Vehicles Capital Leases	0.0	
Furniture Capital Purchase	0.0	
Depreciable Works Of Art & Hist Treas/Coll Capital Purcha	0.0	
Non Depr Works Of Art & Hist Treas/Coll Cap Purchase	0.0	
Furniture Capital Leases	0.0	
Computer Equipment Capital Purchase	40.3	
Computer Equipment Capital Lease	0.0	
Telecommunication Equip-Capital Purchase	0.0	
Telecommunication Equip-Capital Lease	0.0	
Other Equipment Capital Purchase	46.8	
Other Equipment Capital Leases	7.5	
Purchased Or Licensed Software-Website	43.2	
Internally Generated Software-Website	0.0	
Development in Progress	0.0	
Right-Of-Way/Easement/Extraction Rights	0.0	
Oth Int Assets purchased, licensed or internally generate	0.0	
Other intangible assets acquired by capital lease	0.0	
Other Capital Asset Purchases	0.0	
Leasehold Improvement-Capital Purchase	0.0	
Other Capital Asset Leases	0.0	
Non-Capital Equip Budget And Approp	0.0	
Vehicles Non-Capital Purchase	0.0	
Vehicles Non-Capital Leases	0.0	
Furniture Non-Capital Purchase	13.7	
Works Of Art And Hist Treas-Non Capital	0.0	
Furniture Non-Capital Leases	0.0	
Computer Equipment Non-Capital Purchase	89.6	
Computer Equipment Non-Capital Lease	0.0	
Telecomm Equip Non-Capital Purchase	11.7	
Telecomm Equip Non-Capital Leases	0.0	
Other Equipment Non-Capital Purchase	237.3	

## Program Expenditure Schedule

<b>Agency:</b>	<b>Department of Transportation</b>
<b>Program:</b>	<b>Construction</b>

	<b>FY 2022 Actual</b>	<b>FY 2023 Expd. Plan</b>
Weapons Non-Capital Purchase	0.0	
Other Equipment Non-Capital Lease	0.0	
Purchased Or Licensed Software/Website	0.6	
Internally Generated Software/Website	0.0	
LICENSES AND PERMITS	0.0	
Right-Of-Way/Easement/Extraction Exp	323.5	
Other Intangible Assets - Purchased, Licensed or Internall	0.0	
Noncapital Software/Web By Capital Lease	0.0	
Other Intangible Assets Acquired by Capital Lease	0.0	
Other Long Lived Tangible Assets to be Expenses	0.0	
Non-Capital Equipment Excluded from Cost Allocation	0.0	
<b>Expenditure Category Total</b>	<b>814.2</b>	<b>1,002.8</b>
<b>Appropriated</b>		
DT2030-A State Highway Fund (Appropriated)	490.5	1,002.8
	<b>490.5</b>	<b>1,002.8</b>
<b>Non-Appropriated</b>		
DT2985-N ADOT Coronavirus State and Local Fiscal Recovery Fund (	323.7	0.0
	<b>323.7</b>	<b>0.0</b>
<b>Fund Source Total</b>	<b>814.2</b>	<b>1,002.8</b>
<hr/>		
Capital Outlay	941,907.9	0.0
<b>Expenditure Category Total</b>	<b>941,907.9</b>	<b>0.0</b>
<b>Appropriated</b>		
AA1000-A General Fund (Appropriated)	19,200.7	0.0
DT2030-A State Highway Fund (Appropriated)	16.5	0.0
	<b>19,217.2</b>	<b>0.0</b>
<b>Non-Appropriated</b>		
DT2029-N Regional Area Road Fund - Maricopa County (Non-Approp	410,499.7	0.0
DT2030-N State Highway Fund (Non-Appropriated)	379,853.2	0.0
DT2463-N Grant Anticipation Notes Fund (Non-Appropriated)	19.3	0.0
DT2980-N Governor's Emergency Education Relief Fund (Non-Appro	(10.0)	0.0
DT2985-N ADOT Coronavirus State and Local Fiscal Recovery Fund (	28,753.5	0.0
DT3701-N Local Agency Deposits Fund (Non-Appropriated)	103,576.9	0.0
DT5004-N State Highway Fund Bonds Debt Service Fund (Non-Appro	(1.0)	0.0
DT5008-N Regional Area Road Fund Debt Service Fund (Non-Approp	(0.9)	0.0
	<b>922,690.7</b>	<b>0.0</b>
<b>Fund Source Total</b>	<b>941,907.9</b>	<b>0.0</b>
<hr/>		
Debt Service	0.0	0.0
<b>Expenditure Category Total</b>	<b>0.0</b>	<b>0.0</b>
<hr/>		
Cost Allocation	0.0	0.0
<b>Expenditure Category Total</b>	<b>0.0</b>	<b>0.0</b>
<hr/>		
Transfers	240.0	240.0

## Program Expenditure Schedule

<b>Agency:</b>	Department of Transportation
<b>Program:</b>	Construction

	FY 2022 Actual	FY 2023 Expd. Plan
<b>Expenditure Category Total</b>	<b>240.0</b>	<b>240.0</b>
<b>Appropriated</b>		
DT2030-A State Highway Fund (Appropriated)	240.0	240.0
	<b>240.0</b>	<b>240.0</b>
<b>Fund Source Total</b>	<b>240.0</b>	<b>240.0</b>

### Employee Retirement Coverage

<b>Retirement System</b>	<b>FTE</b>	<b>Personal Services</b>	<b>Fund#</b>
Arizona State Retirement System	771.0	32,987.2	DT2030-A

### Combined Regular & Elected Positions At/Above FICA Maximum of \$147,000

Total FTE	Personal Services	FTE's not eligible for Health, Dental & Life
5.0	755.9	6.0

## Program Budget Unit Summary of Expenditures and Budget Request for All Funds

<b>Agency:</b>	Department of Transportation
<b>Program:</b>	Intermodal Transportation Planning

Expenditure Categories		FY 2022	FY 2023	FY 2024	FY 2024
		Actual	Expd. Plan	Fund. Issue	Total Request
0000	FTE	73.0	0.0	0.0	0.0
6000	Personal Services	1,698.1	1,938.8	469.3	2,408.1
6100	Employee Related Expenses	646.2	1,021.6	105.7	1,127.3
6200	Professional and Outside Services	27.6	220.0	0.0	220.0
6500	Travel In-State	5.1	12.0	0.0	12.0
6600	Travel Out of State	1.2	2.5	0.0	2.5
6700	Food	0.0	0.0	0.0	0.0
6800	Aid to Organizations and Individuals	0.0	0.0	0.0	0.0
7000	Other Operating Expenses	301.5	224.7	0.0	224.7
8000	Equipment	119.4	20.0	0.0	20.0
8100	Capital Outlay	31,476.9	16,000.0	0.0	16,000.0
8600	Debt Service	0.0	0.0	0.0	0.0
9000	Cost Allocation	164.2	0.0	0.0	0.0
9100	Transfers	0.0	0.0	0.0	0.0
<b>Expenditure Categories Total:</b>		34,440.2	19,439.6	575.0	20,014.6

### Fund Source

#### Appropriated Funds

AA1000-A	General Fund (Appropriated)	14.6	0.0	0.0	0.0
DT2005-A	State Aviation Fund (Appropriated)	408.9	561.2	22.3	583.5
DT2030-A	State Highway Fund (Appropriated)	2,345.1	2,625.6	552.7	3,178.3
DT2226-A	Air Quality Fund (Appropriated)	209.3	252.8	0.0	252.8
		2,977.9	3,439.6	575.0	4,014.6

#### Non-Appropriated Funds

DT2005-N	State Aviation Fund (Non-Appropriated)	337.5	0.0	0.0	0.0
DT2029-N	Regional Area Road Fund - Maricopa County (Non	44.8	0.0	0.0	0.0
DT2030-N	State Highway Fund (Non-Appropriated)	6,210.9	0.0	0.0	0.0
DT2097-N	ADOT Federal Programs Fund (Non-Appropriated)	23,379.3	0.0	0.0	0.0
DT2244-N	Economic Strength Project Fund (Non-Appropriate	1,489.8	1,000.0	0.0	1,000.0
DT9901-N	State Match Advantage for Rural Transportation (	0.0	15,000.0	0.0	15,000.0
		31,462.3	16,000.0	0.0	16,000.0
<b>Fund Source Total:</b>		34,440.2	19,439.6	575.0	20,014.6



## Program Budget Unit Summary of Expenditures and Budget Request for Selected Funds

**Agency:** Department of Transportation

FY 2022 Actual	FY 2023 Expd. Plan	FY 2024 Fund. Issue	FY 2024 Total Request
-------------------	-----------------------	------------------------	--------------------------

**Program:** Intermodal Transportation Planning

**Fund:** AA1000-A General Fund

**Appropriated**

6000 Personal Services	0.0	0.0	0.0	0.0
6100 Employee Related Expenses	0.0	0.0	0.0	0.0
6200 Professional and Outside Services	0.0	0.0	0.0	0.0
6500 Travel In-State	0.0	0.0	0.0	0.0
6600 Travel Out of State	0.0	0.0	0.0	0.0
6700 Food	0.0	0.0	0.0	0.0
6800 Aid to Organizations and Individuals	0.0	0.0	0.0	0.0
7000 Other Operating Expenses	0.0	0.0	0.0	0.0
8000 Equipment	0.0	0.0	0.0	0.0
8100 Capital Outlay	14.6	0.0	0.0	0.0
8600 Debt Service	0.0	0.0	0.0	0.0
9000 Cost Allocation	0.0	0.0	0.0	0.0
9100 Transfers	0.0	0.0	0.0	0.0
<b>Appropriated Total:</b>	<b>14.6</b>	<b>0.0</b>	<b>0.0</b>	<b>0.0</b>
<b>Fund Total:</b>	<b>14.6</b>	<b>0.0</b>	<b>0.0</b>	<b>0.0</b>

**Fund:** DT2005-A State Aviation Fund

**Appropriated**

0000 FTE	3.0	0.0	0.0	0.0
6000 Personal Services	298.8	364.1	18.2	382.3
6100 Employee Related Expenses	105.8	171.1	4.1	175.2
6200 Professional and Outside Services	0.0	0.0	0.0	0.0
6500 Travel In-State	0.4	1.0	0.0	1.0
6600 Travel Out of State	0.0	1.0	0.0	1.0
6700 Food	0.0	0.0	0.0	0.0
6800 Aid to Organizations and Individuals	0.0	0.0	0.0	0.0
7000 Other Operating Expenses	3.9	24.0	0.0	24.0
8000 Equipment	0.0	0.0	0.0	0.0
8100 Capital Outlay	0.0	0.0	0.0	0.0

## Program Budget Unit Summary of Expenditures and Budget Request for Selected Funds

**Agency:** Department of Transportation

FY 2022 Actual	FY 2023 Expd. Plan	FY 2024 Fund. Issue	FY 2024 Total Request
-------------------	-----------------------	------------------------	--------------------------

**Program:** Intermodal Transportation Planning

**Fund:** DT2005-A State Aviation Fund

**Appropriated**

8600 Debt Service	0.0	0.0	0.0	0.0
9000 Cost Allocation	0.0	0.0	0.0	0.0
9100 Transfers	0.0	0.0	0.0	0.0
<b>Appropriated Total:</b>	408.9	561.2	22.3	583.5
<b>Fund Total:</b>	408.9	561.2	22.3	583.5

**Fund:** DT2005-N State Aviation Fund

**Non-Appropriated**

6000 Personal Services	0.0	0.0	0.0	0.0
6100 Employee Related Expenses	0.0	0.0	0.0	0.0
6200 Professional and Outside Services	0.0	0.0	0.0	0.0
6500 Travel In-State	0.0	0.0	0.0	0.0
6600 Travel Out of State	0.0	0.0	0.0	0.0
6700 Food	0.0	0.0	0.0	0.0
6800 Aid to Organizations and Individuals	0.0	0.0	0.0	0.0
7000 Other Operating Expenses	0.0	0.0	0.0	0.0
8000 Equipment	0.0	0.0	0.0	0.0
8100 Capital Outlay	337.5	0.0	0.0	0.0
8600 Debt Service	0.0	0.0	0.0	0.0
9000 Cost Allocation	0.0	0.0	0.0	0.0
9100 Transfers	0.0	0.0	0.0	0.0
<b>Non-Appropriated Total:</b>	337.5	0.0	0.0	0.0
<b>Fund Total:</b>	337.5	0.0	0.0	0.0

**Fund:** DT2029-N Regional Area Road Fund - Maricopa County

**Non-Appropriated**

6000 Personal Services	0.0	0.0	0.0	0.0
6100 Employee Related Expenses	0.0	0.0	0.0	0.0

## Program Budget Unit Summary of Expenditures and Budget Request for Selected Funds

**Agency:** Department of Transportation

FY 2022 Actual	FY 2023 Expd. Plan	FY 2024 Fund. Issue	FY 2024 Total Request
-------------------	-----------------------	------------------------	--------------------------

**Program:** Intermodal Transportation Planning

**Fund:** DT2029-N Regional Area Road Fund - Maricopa County

**Non-Appropriated**

6200 Professional and Outside Services	0.0	0.0	0.0	0.0
6500 Travel In-State	0.0	0.0	0.0	0.0
6600 Travel Out of State	0.0	0.0	0.0	0.0
6700 Food	0.0	0.0	0.0	0.0
6800 Aid to Organizations and Individuals	0.0	0.0	0.0	0.0
7000 Other Operating Expenses	0.0	0.0	0.0	0.0
8000 Equipment	0.0	0.0	0.0	0.0
8100 Capital Outlay	44.8	0.0	0.0	0.0
8600 Debt Service	0.0	0.0	0.0	0.0
9000 Cost Allocation	0.0	0.0	0.0	0.0
9100 Transfers	0.0	0.0	0.0	0.0

**Non-Appropriated Total:**

	44.8	0.0	0.0	0.0
--	------	-----	-----	-----

<b>Fund Total:</b>	44.8	0.0	0.0	0.0
--------------------	------	-----	-----	-----

**Fund:** DT2030-A State Highway Fund

**Appropriated**

0000 FTE	60.0	0.0	0.0	0.0
6000 Personal Services	1,373.4	1,544.7	451.1	1,995.8
6100 Employee Related Expenses	530.3	835.7	101.6	937.3
6200 Professional and Outside Services	19.7	20.0	0.0	20.0
6500 Travel In-State	4.2	10.0	0.0	10.0
6600 Travel Out of State	1.1	1.5	0.0	1.5
6700 Food	0.0	0.0	0.0	0.0
6800 Aid to Organizations and Individuals	0.0	0.0	0.0	0.0
7000 Other Operating Expenses	297.0	193.7	0.0	193.7
8000 Equipment	119.4	20.0	0.0	20.0
8100 Capital Outlay	0.0	0.0	0.0	0.0
8600 Debt Service	0.0	0.0	0.0	0.0
9000 Cost Allocation	0.0	0.0	0.0	0.0
9100 Transfers	0.0	0.0	0.0	0.0

## Program Budget Unit Summary of Expenditures and Budget Request for Selected Funds

**Agency:** Department of Transportation

FY 2022 Actual	FY 2023 Expd. Plan	FY 2024 Fund. Issue	FY 2024 Total Request
-------------------	-----------------------	------------------------	--------------------------

**Program:** Intermodal Transportation Planning

**Fund:** DT2030-A State Highway Fund

**Appropriated**

**Appropriated Total:**

2,345.1	2,625.6	552.7	3,178.3
---------	---------	-------	---------

**Fund Total:**

2,345.1	2,625.6	552.7	3,178.3
---------	---------	-------	---------

**Fund:** DT2030-N State Highway Fund

**Non-Appropriated**

6000 Personal Services	0.0	0.0	0.0	0.0
6100 Employee Related Expenses	0.0	0.0	0.0	0.0
6200 Professional and Outside Services	0.0	0.0	0.0	0.0
6500 Travel In-State	0.0	0.0	0.0	0.0
6600 Travel Out of State	0.0	0.0	0.0	0.0
6700 Food	0.0	0.0	0.0	0.0
6800 Aid to Organizations and Individuals	0.0	0.0	0.0	0.0
7000 Other Operating Expenses	0.0	0.0	0.0	0.0
8000 Equipment	0.0	0.0	0.0	0.0
8100 Capital Outlay	6,210.9	0.0	0.0	0.0
8600 Debt Service	0.0	0.0	0.0	0.0
9000 Cost Allocation	0.0	0.0	0.0	0.0
9100 Transfers	0.0	0.0	0.0	0.0

**Non-Appropriated Total:**

6,210.9	0.0	0.0	0.0
---------	-----	-----	-----

**Fund Total:**

6,210.9	0.0	0.0	0.0
---------	-----	-----	-----

**Fund:** DT2097-N ADOT Federal Programs Fund

**Non-Appropriated**

0000 FTE	9.0	0.0	0.0	0.0
6000 Personal Services	0.0	0.0	0.0	0.0
6100 Employee Related Expenses	0.0	0.0	0.0	0.0
6200 Professional and Outside Services	0.0	0.0	0.0	0.0
6500 Travel In-State	0.0	0.0	0.0	0.0
6600 Travel Out of State	0.0	0.0	0.0	0.0

## Program Budget Unit Summary of Expenditures and Budget Request for Selected Funds

**Agency:** Department of Transportation

FY 2022 Actual	FY 2023 Expd. Plan	FY 2024 Fund. Issue	FY 2024 Total Request
-------------------	-----------------------	------------------------	--------------------------

**Program:** Intermodal Transportation Planning

**Fund:** DT2097-N ADOT Federal Programs Fund

**Non-Appropriated**

6700 Food	0.0	0.0	0.0	0.0
6800 Aid to Organizations and Individuals	0.0	0.0	0.0	0.0
7000 Other Operating Expenses	0.0	0.0	0.0	0.0
8000 Equipment	0.0	0.0	0.0	0.0
8100 Capital Outlay	23,379.3	0.0	0.0	0.0
8600 Debt Service	0.0	0.0	0.0	0.0
9000 Cost Allocation	0.0	0.0	0.0	0.0
9100 Transfers	0.0	0.0	0.0	0.0

<b>Non-Appropriated Total:</b>	23,379.3	0.0	0.0	0.0
--------------------------------	----------	-----	-----	-----

<b>Fund Total:</b>	23,379.3	0.0	0.0	0.0
--------------------	----------	-----	-----	-----

**Fund:** DT2226-A Air Quality Fund

**Appropriated**

0000 FTE	1.0	0.0	0.0	0.0
6000 Personal Services	25.9	30.0	0.0	30.0
6100 Employee Related Expenses	10.1	14.8	0.0	14.8
6200 Professional and Outside Services	7.9	200.0	0.0	200.0
6500 Travel In-State	0.5	1.0	0.0	1.0
6600 Travel Out of State	0.1	0.0	0.0	0.0
6700 Food	0.0	0.0	0.0	0.0
6800 Aid to Organizations and Individuals	0.0	0.0	0.0	0.0
7000 Other Operating Expenses	0.6	7.0	0.0	7.0
8000 Equipment	0.0	0.0	0.0	0.0
8100 Capital Outlay	0.0	0.0	0.0	0.0
8600 Debt Service	0.0	0.0	0.0	0.0
9000 Cost Allocation	164.2	0.0	0.0	0.0
9100 Transfers	0.0	0.0	0.0	0.0

<b>Appropriated Total:</b>	209.3	252.8	0.0	252.8
----------------------------	-------	-------	-----	-------

<b>Fund Total:</b>	209.3	252.8	0.0	252.8
--------------------	-------	-------	-----	-------

## Program Budget Unit Summary of Expenditures and Budget Request for Selected Funds

**Agency:** Department of Transportation

FY 2022 Actual	FY 2023 Expd. Plan	FY 2024 Fund. Issue	FY 2024 Total Request
-------------------	-----------------------	------------------------	--------------------------

**Program:** Intermodal Transportation Planning

**Fund:** DT2244-N Economic Strength Project Fund

**Non-Appropriated**

6000 Personal Services	0.0	0.0	0.0	0.0
6100 Employee Related Expenses	0.0	0.0	0.0	0.0
6200 Professional and Outside Services	0.0	0.0	0.0	0.0
6500 Travel In-State	0.0	0.0	0.0	0.0
6600 Travel Out of State	0.0	0.0	0.0	0.0
6700 Food	0.0	0.0	0.0	0.0
6800 Aid to Organizations and Individuals	0.0	0.0	0.0	0.0
7000 Other Operating Expenses	0.0	0.0	0.0	0.0
8000 Equipment	0.0	0.0	0.0	0.0
8100 Capital Outlay	1,489.8	1,000.0	0.0	1,000.0
8600 Debt Service	0.0	0.0	0.0	0.0
9000 Cost Allocation	0.0	0.0	0.0	0.0
9100 Transfers	0.0	0.0	0.0	0.0

<b>Non-Appropriated Total:</b>	1,489.8	1,000.0	0.0	1,000.0
--------------------------------	---------	---------	-----	---------

<b>Fund Total:</b>	1,489.8	1,000.0	0.0	1,000.0
--------------------	---------	---------	-----	---------

**Fund:** DT9901-N State Match Advantage for Rural Transportation (SMART) Fund

**Non-Appropriated**

0000 FTE	0.0	0.0	0.0	0.0
6000 Personal Services	0.0	0.0	0.0	0.0
6100 Employee Related Expenses	0.0	0.0	0.0	0.0
6200 Professional and Outside Services	0.0	0.0	0.0	0.0
6500 Travel In-State	0.0	0.0	0.0	0.0
6600 Travel Out of State	0.0	0.0	0.0	0.0
6700 Food	0.0	0.0	0.0	0.0
6800 Aid to Organizations and Individuals	0.0	0.0	0.0	0.0
7000 Other Operating Expenses	0.0	0.0	0.0	0.0
8000 Equipment	0.0	0.0	0.0	0.0
8100 Capital Outlay	0.0	15,000.0	0.0	15,000.0

## Program Budget Unit Summary of Expenditures and Budget Request for Selected Funds

<b>Agency:</b> Department of Transportation					
		<b>FY 2022</b>	<b>FY 2023</b>	<b>FY 2024</b>	<b>FY 2024</b>
		<b>Actual</b>	<b>Expd. Plan</b>	<b>Fund. Issue</b>	<b>Total Request</b>
<b>Program:</b> Intermodal Transportation Planning					
<b>Fund:</b> DT9901-N State Match Advantage for Rural Transportation (SMART) Fund					
<b>Non-Appropriated</b>					
8600	Debt Service	0.0	0.0	0.0	0.0
9000	Cost Allocation	0.0	0.0	0.0	0.0
9100	Transfers	0.0	0.0	0.0	0.0
<b>Non-Appropriated Total:</b>		0.0	15,000.0	0.0	15,000.0
<b>Fund Total:</b>		0.0	15,000.0	0.0	15,000.0
<b>Program Total For Selected Funds:</b>		34,440.2	19,439.6	575.0	20,014.6

## Program Expenditure Schedule

<b>Agency:</b>	<b>Department of Transportation</b>
<b>Program:</b>	<b>Intermodal Transportation Planning</b>

	<b>FY 2022 Actual</b>	<b>FY 2023 Expd. Plan</b>
FTE	73.0	0.0
<b>Expenditure Category Total</b>	<b>73.0</b>	<b>0.0</b>
<b>Appropriated</b>		
DT2005-A State Aviation Fund (Appropriated)	3.0	0.0
DT2030-A State Highway Fund (Appropriated)	60.0	0.0
DT2226-A Air Quality Fund (Appropriated)	1.0	0.0
	<b>64.0</b>	<b>0.0</b>
<b>Non-Appropriated</b>		
DT2097-N ADOT Federal Programs Fund (Non-Appropriated)	9.0	0.0
DT9901-N State Match Advantage for Rural Transportation (SMART)	0.0	0.0
	<b>9.0</b>	<b>0.0</b>
<b>Fund Source Total</b>	<b>73.0</b>	<b>0.0</b>
<hr/>		
Personal Services	1,698.1	1,938.8
Boards and Commissions	0.0	0.0
<b>Expenditure Category Total</b>	<b>1,698.1</b>	<b>1,938.8</b>
<b>Appropriated</b>		
DT2005-A State Aviation Fund (Appropriated)	298.8	364.1
DT2030-A State Highway Fund (Appropriated)	1,373.4	1,544.7
DT2226-A Air Quality Fund (Appropriated)	25.9	30.0
	<b>1,698.1</b>	<b>1,938.8</b>
<b>Fund Source Total</b>	<b>1,698.1</b>	<b>1,938.8</b>
<hr/>		
Employee Related Expenses	646.2	1,021.6
<b>Expenditure Category Total</b>	<b>646.2</b>	<b>1,021.6</b>
<b>Appropriated</b>		
DT2005-A State Aviation Fund (Appropriated)	105.8	171.1
DT2030-A State Highway Fund (Appropriated)	530.3	835.7
DT2226-A Air Quality Fund (Appropriated)	10.1	14.8
	<b>646.2</b>	<b>1,021.6</b>
<b>Fund Source Total</b>	<b>646.2</b>	<b>1,021.6</b>
<hr/>		
Professional and Outside Services		220.0
External Prof/Outside Serv Budg And Appn	0.0	
External Investment Services	0.0	
Other External Financial Services	0.0	
Attorney General Legal Services	0.0	
External Legal Services	0.0	
External Engineer/Architect Cost - Exp	0.0	
External Engineer/Architect Cost- Cap	0.0	
Other Design	0.0	
Temporary Agency Services	2.9	
Hospital Services	0.0	
Other Medical Services	0.0	
Institutional Care	0.0	
Education And Training	0.7	
Vendor Travel	6.6	
Professional & Outside Services Excluded from Cost Alloca	0.0	
Vendor Travel - Non Reportable	0.0	
External Telecom Consulting Services	0.0	



## Program Expenditure Schedule

<b>Agency:</b>	<b>Department of Transportation</b>
<b>Program:</b>	<b>Intermodal Transportation Planning</b>

	<b>FY 2022 Actual</b>	<b>FY 2023 Expd. Plan</b>
Costs related to those in custody of the State	0.0	
Non - Confidential Specialist Fees	0.0	
Confidential Specialist Fees	0.0	
Outside Actuarial Costs	0.0	
Other Professional And Outside Services	17.4	
<b>Expenditure Category Total</b>	<b>27.6</b>	<b>220.0</b>
<b>Appropriated</b>		
DT2030-A State Highway Fund (Appropriated)	19.7	20.0
DT2226-A Air Quality Fund (Appropriated)	7.9	200.0
	<b>27.6</b>	<b>220.0</b>
<b>Fund Source Total</b>	<b>27.6</b>	<b>220.0</b>
<hr/>		
Travel In-State	5.1	12.0
<b>Expenditure Category Total</b>	<b>5.1</b>	<b>12.0</b>
<b>Appropriated</b>		
DT2005-A State Aviation Fund (Appropriated)	0.4	1.0
DT2030-A State Highway Fund (Appropriated)	4.2	10.0
DT2226-A Air Quality Fund (Appropriated)	0.5	1.0
	<b>5.1</b>	<b>12.0</b>
<b>Fund Source Total</b>	<b>5.1</b>	<b>12.0</b>
<hr/>		
Travel Out of State	1.2	2.5
<b>Expenditure Category Total</b>	<b>1.2</b>	<b>2.5</b>
<b>Appropriated</b>		
DT2005-A State Aviation Fund (Appropriated)	0.0	1.0
DT2030-A State Highway Fund (Appropriated)	1.1	1.5
DT2226-A Air Quality Fund (Appropriated)	0.1	0.0
	<b>1.2</b>	<b>2.5</b>
<b>Fund Source Total</b>	<b>1.2</b>	<b>2.5</b>
<hr/>		
Food	0.0	0.0
<b>Expenditure Category Total</b>	<b>0.0</b>	<b>0.0</b>
<hr/>		
Aid to Organizations and Individuals	0.0	0.0
<b>Expenditure Category Total</b>	<b>0.0</b>	<b>0.0</b>
<hr/>		
Other Operating Expenses		224.7
Other Operating Expenditures Budg Approp	0.0	
Other Operating Expenditures Excluded from Cost Allocati	0.0	
Risk Management Charges To State Agency	0.0	
Risk Management Deductible - Indemnity	0.0	
Risk Management Deductible - Legal	0.0	
Risk Management Deductible - Medical	0.0	
Risk Management Deductible - Other	0.0	
Gen Liab- Non Physical-Taxable- Self Ins	0.0	
Gross Proceeds Payments To Attorneys	0.0	
General Liability- Non-Taxable- Self Ins	0.0	
Medical Malpractice - Self-Insured	0.0	
Automobile Liability - Self Insured	0.0	

## Program Expenditure Schedule

<b>Agency:</b>	<b>Department of Transportation</b>
<b>Program:</b>	<b>Intermodal Transportation Planning</b>

	<b>FY 2022 Actual</b>	<b>FY 2023 Expd. Plan</b>
General Property Damage - Self- Insured	0.0	
Automobile Physical Damage-Self Insured	0.0	
Liability Insurance Premiums	0.0	
Property Insurance Premiums	0.0	
Workers Compensation Benefit Payments	0.0	
Self Insurance - Administrative Fees	0.0	
Self Insurance - Premiums	0.0	
Self Insurance - Claim Payments	0.0	
Self Insurance - Pharmacy Claims	0.0	
Premium Tax On Altcs	0.0	
Other Insurance-Related Charges	0.0	
Internal Service Data Processing	0.0	
Internal Service Data Proc- Pc/Lan	0.0	
External Programming-Mainframe/Legacy	0.0	
External Programming- Pc/Lan/Serv/Web	0.0	
External Data Entry	0.0	
Othr External Data Proc-Mainframe/Legacy	0.0	
Othr External Data Proc-Pc/Lan/Serv/Web	0.0	
Pmt for AFIS Development & Usage	0.0	
Internal Service Telecommunications	0.0	
External Telecom Long Distance-In-State	121.7	
External Telecom Long Distance-Out-State	0.0	
Other External Telecommunication Service	0.0	
Electricity	0.0	
Sanitation Waste Disposal	0.4	
Water	0.4	
Gas And Fuel Oil For Buildings	0.0	
Other Utilities	0.0	
Building Rent Charges To State Agencies	0.0	
Priv Lease To Own Bld Rent Chrgs To Agy	0.0	
Cert Of Part Bld Rent Chrgs To Agy	0.0	
Rental Of Land And Buildings	0.0	
Rental Of Computer Equipment	0.0	
Rental Of Other Machinery And Equipment	39.1	
Miscellaneous Rent	3.8	
Interest On Overdue Payments	0.0	
All Other Interest Payments	0.0	
Internal Acct/Budg/Financial Svcs	0.0	
Other Internal Services	0.0	
Repair And Maintenance - Buildings	8.3	
Repair And Maintenance - Vehicles	0.0	
Repair And Maint - Mainframe And Legacy	0.0	
Repair And Maint-Pc/Lan/Serv/Web	0.0	
Repair And Maintenance - Other Equipment	75.6	
Other Repair And Maintenance	0.0	
Software Support And Maintenance	1.3	
Uniforms	3.1	
Inmate Clothing	0.0	
Security Supplies	0.0	
Office Supplies	4.8	
Computer Supplies	1.4	

## Program Expenditure Schedule

<b>Agency:</b>	<b>Department of Transportation</b>
<b>Program:</b>	<b>Intermodal Transportation Planning</b>

	<b>FY 2022 Actual</b>	<b>FY 2023 Expd. Plan</b>
Housekeeping Supplies	0.0	
Bedding And Bath Supplies	0.0	
Drugs And Medicine Supplies	0.0	
Medical Supplies	0.0	
Dental Supplies	0.0	
Automotive And Transportation Fuels	32.5	
Automotive Lubricants And Supplies	0.0	
Rpr And Maint Supplies-Not Auto Or Build	0.0	
Repair And Maintenance Supplies-Building	0.0	
Other Operating Supplies	0.0	
Publications	0.0	
Aggregate Withheld Or Paid Commissions	0.0	
Lottery Prizes	0.0	
Lottery Distribution Costs	0.0	
Material for Further Processing	0.0	
Other Resale Supplies	0.0	
Loss On Sales Of Capital Assets	0.0	
Loss on Sales of Investments	0.0	
Employee Tuition Reimbursement-Graduate	0.0	
Employee Tuition Reimb Under-Grad/Other	0.0	
Conference Registration-Attendance Fees	0.5	
Other Education And Training Costs	0.0	
Advertising	0.0	
Sponsorships	0.0	
Internal Printing	0.0	
External Printing	1.4	
Photography	0.0	
Postage And Delivery	0.0	
Document shredding and Destruction Services	0.0	
Translation and Sign Language Services	0.0	
Distribution To State Universities	0.0	
Other Intrastate Distributions	0.0	
Awards	0.0	
Entertainment And Promotional Items	0.0	
Dues	0.0	
Books- Subscriptions And Publications	0.0	
Costs For Digital Image Or Microfilm	0.0	
Revolving Fund Advances	0.0	
Credit Card Fees Over Approved Limit	0.0	
Relief Bill Expenditures	0.0	
Surplus Property Distr To State Agencies	0.0	
Security Services	0.0	
Judgments - Damages	0.0	
ICA Payments to Claimants Confidential	0.0	
Jdgmnt-Confidential Restitution To Indiv	0.0	
Judgments - Non-Confidential Restitution	0.0	
Judgments - Punitive And Compensatory	0.0	
Pmts Made to Resolve/Disputes/Avoid Costs of Litigation	0.0	
Pmts For Contracted State Inmate Labor	0.0	
Payments To State Inmates	0.0	
Bad Debt Expense	0.0	

## Program Expenditure Schedule

<b>Agency:</b>	<b>Department of Transportation</b>
<b>Program:</b>	<b>Intermodal Transportation Planning</b>

	<b>FY 2022 Actual</b>	<b>FY 2023 Expd. Plan</b>
Interview Expense	0.0	
Employee Relocations-Nontaxable	0.0	
Employee Relocations-Taxable	0.0	
Non-Confidential Invest/Legal/Law Enf	0.0	
Conf/Sensitive Invest/Legal/Undercover	0.0	
Fingerprinting, Background Checks, Etc.	0.0	
Other Miscellaneous Operating	7.2	
<b>Expenditure Category Total</b>	<b>301.5</b>	<b>224.7</b>
<b>Appropriated</b>		
DT2005-A State Aviation Fund (Appropriated)	3.9	24.0
DT2030-A State Highway Fund (Appropriated)	297.0	193.7
DT2226-A Air Quality Fund (Appropriated)	0.6	7.0
	<b>301.5</b>	<b>224.7</b>
<b>Fund Source Total</b>	<b>301.5</b>	<b>224.7</b>
Current Year Expenditures		20.0
Capital Equipment Budget And Approp	0.0	
Vehicles Capital Purchase	0.0	
Vehicles Capital Leases	0.0	
Furniture Capital Purchase	0.0	
Depreciable Works Of Art & Hist Treas/Coll Capital Purcha	0.0	
Non Depr Works Of Art & Hist Treas/Coll Cap Purchase	0.0	
Furniture Capital Leases	0.0	
Computer Equipment Capital Purchase	0.0	
Computer Equipment Capital Lease	0.0	
Telecommunication Equip-Capital Purchase	0.0	
Telecommunication Equip-Capital Lease	0.0	
Other Equipment Capital Purchase	116.3	
Other Equipment Capital Leases	0.0	
Purchased Or Licensed Software-Website	0.0	
Internally Generated Software-Website	0.0	
Development in Progress	0.0	
Right-Of-Way/Easement/Extraction Rights	0.0	
Oth Int Assets purchased, licensed or internally generate	0.0	
Other intangible assets acquired by capital lease	0.0	
Other Capital Asset Purchases	0.0	
Leasehold Improvement-Capital Purchase	0.0	
Other Capital Asset Leases	0.0	
Non-Capital Equip Budget And Approp	0.0	
Vehicles Non-Capital Purchase	0.0	
Vehicles Non-Capital Leases	0.0	
Furniture Non-Capital Purchase	0.0	
Works Of Art And Hist Treas-Non Capital	0.0	
Furniture Non-Capital Leases	0.0	
Computer Equipment Non-Capital Purchase	2.0	
Computer Equipment Non-Capital Lease	0.0	
Telecomm Equip Non-Capital Purchase	0.3	
Telecomm Equip Non-Capital Leases	0.0	
Other Equipment Non-Capital Purchase	0.0	
Weapons Non-Capital Purchase	0.0	
Other Equipment Non-Capital Lease	0.0	

## Program Expenditure Schedule

<b>Agency:</b>	<b>Department of Transportation</b>
<b>Program:</b>	<b>Intermodal Transportation Planning</b>

	<b>FY 2022 Actual</b>	<b>FY 2023 Expd. Plan</b>
Purchased Or Licensed Software/Website	0.8	
Internally Generated Software/Website	0.0	
LICENSES AND PERMITS	0.0	
Right-Of-Way/Easement/Extraction Exp	0.0	
Other Intangible Assets - Purchased, Licensed or Internall	0.0	
Noncapital Software/Web By Capital Lease	0.0	
Other Intangible Assets Acquired by Capital Lease	0.0	
Other Long Lived Tangible Assets to be Expenses	0.0	
Non-Capital Equipment Excluded from Cost Allocation	0.0	
<b>Expenditure Category Total</b>	<b>119.4</b>	<b>20.0</b>
<b>Appropriated</b>		
DT2030-A State Highway Fund (Appropriated)	119.4	20.0
<b>Fund Source Total</b>	<b>119.4</b>	<b>20.0</b>
Capital Outlay	31,476.9	16,000.0
<b>Expenditure Category Total</b>	<b>31,476.9</b>	<b>16,000.0</b>
<b>Appropriated</b>		
AA1000-A General Fund (Appropriated)	14.6	0.0
	<b>14.6</b>	<b>0.0</b>
<b>Non-Appropriated</b>		
DT2005-N State Aviation Fund (Non-Appropriated)	337.5	0.0
DT2029-N Regional Area Road Fund - Maricopa County (Non-Approp	44.8	0.0
DT2030-N State Highway Fund (Non-Appropriated)	6,210.9	0.0
DT2097-N ADOT Federal Programs Fund (Non-Appropriated)	23,379.3	0.0
DT2244-N Economic Strength Project Fund (Non-Appropriated)	1,489.8	1,000.0
DT9901-N State Match Advantage for Rural Transportation (SMART)	0.0	15,000.0
	<b>31,462.3</b>	<b>16,000.0</b>
<b>Fund Source Total</b>	<b>31,476.9</b>	<b>16,000.0</b>
Debt Service	0.0	0.0
<b>Expenditure Category Total</b>	<b>0.0</b>	<b>0.0</b>
Cost Allocation	164.2	0.0
<b>Expenditure Category Total</b>	<b>164.2</b>	<b>0.0</b>
<b>Appropriated</b>		
DT2226-A Air Quality Fund (Appropriated)	164.2	0.0
<b>Fund Source Total</b>	<b>164.2</b>	<b>0.0</b>
Transfers	0.0	0.0
<b>Expenditure Category Total</b>	<b>0.0</b>	<b>0.0</b>

<b>Employee Retirement Coverage</b>			
<b>Retirement System</b>	<b>FTE</b>	<b>Personal Services</b>	<b>Fund#</b>
Arizona State Retirement System	3.0	382.4	DT2005-A
Arizona State Retirement System	66.0	1,526.4	DT2030-A
Arizona State Retirement System	0.0	0.0	DT2097-N

Date Printed: 9/1/2022 4:07:45 PM

All dollars are presented in thousands (not FTE).

Program Expenditure Schedule

Agency:	Department of Transportation
Program:	Intermodal Transportation Planning

		<u>FY 2022</u> Actual	<u>FY 2023</u> Expd. Plan	
Arizona State Retirement System	1.0		30.0	DT2226-A

Combined Regular & Elected Positions At/Above  
FICA Maximum of \$147,000

Total FTE	Personal Services	FTE's not eligible for Health, Dental & Life
1.0	149.1	0.0

## Program Budget Unit Summary of Expenditures and Budget Request for All Funds

<b>Agency:</b>	Department of Transportation
<b>Program:</b>	SLI Vehicles and Heavy Equipment

Expenditure Categories		FY 2022 Actual	FY 2023 Expd. Plan	FY 2024 Fund. Issue	FY 2024 Total Request
0000	FTE	181.0	0.0	0.0	0.0
6000	Personal Services	9,409.3	9,199.7	872.4	10,072.1
6100	Employee Related Expenses	4,069.4	4,851.1	196.5	5,047.6
6200	Professional and Outside Services	237.7	0.0	0.0	0.0
6500	Travel In-State	41.6	0.0	0.0	0.0
6600	Travel Out of State	5.8	0.0	0.0	0.0
6700	Food	0.0	0.0	0.0	0.0
6800	Aid to Organizations and Individuals	0.0	0.0	0.0	0.0
7000	Other Operating Expenses	4,266.1	11,990.8	0.0	11,990.8
8000	Equipment	137.2	0.0	0.0	0.0
8100	Capital Outlay	0.9	0.0	0.0	0.0
8600	Debt Service	0.0	0.0	0.0	0.0
9000	Cost Allocation	0.0	0.0	0.0	0.0
9100	Transfers	0.0	0.0	0.0	0.0
<b>Expenditure Categories Total:</b>		18,168.0	26,041.6	1,068.9	27,110.5

Fund Source					
<b>Appropriated Funds</b>					
DT2071-A	Transportation Department Equipment Fund (App	18,168.0	26,041.6	1,068.9	27,110.5
<b>Fund Source Total:</b>		18,168.0	26,041.6	1,068.9	27,110.5

## Program Budget Unit Summary of Expenditures and Budget Request for Selected Funds

**Agency:** Department of Transportation

FY 2022 Actual	FY 2023 Expd. Plan	FY 2024 Fund. Issue	FY 2024 Total Request
-------------------	-----------------------	------------------------	--------------------------

**Program:** SLI Vehicles and Heavy Equipment

**Fund:** DT2071-A Transportation Department Equipment Fund

**Appropriated**

0000 FTE	181.0	0.0	0.0	0.0
6000 Personal Services	9,409.3	9,199.7	872.4	10,072.1
6100 Employee Related Expenses	4,069.4	4,851.1	196.5	5,047.6
6200 Professional and Outside Services	237.7	0.0	0.0	0.0
6500 Travel In-State	41.6	0.0	0.0	0.0
6600 Travel Out of State	5.8	0.0	0.0	0.0
6700 Food	0.0	0.0	0.0	0.0
6800 Aid to Organizations and Individuals	0.0	0.0	0.0	0.0
7000 Other Operating Expenses	4,266.1	11,990.8	0.0	11,990.8
8000 Equipment	137.2	0.0	0.0	0.0
8100 Capital Outlay	0.9	0.0	0.0	0.0
8600 Debt Service	0.0	0.0	0.0	0.0
9000 Cost Allocation	0.0	0.0	0.0	0.0
9100 Transfers	0.0	0.0	0.0	0.0

<b>Appropriated Total:</b>	18,168.0	26,041.6	1,068.9	27,110.5
----------------------------	----------	----------	---------	----------

<b>Fund Total:</b>	18,168.0	26,041.6	1,068.9	27,110.5
--------------------	----------	----------	---------	----------

<b>Program Total For Selected Funds:</b>	18,168.0	26,041.6	1,068.9	27,110.5
--	----------	----------	---------	----------



## Program Expenditure Schedule

<b>Agency:</b>	Department of Transportation
<b>Program:</b>	SLI Vehicles and Heavy Equipment

	FY 2022 Actual	FY 2023 Expd. Plan
FTE	181.0	0.0
<b>Expenditure Category Total</b>	<b>181.0</b>	<b>0.0</b>
<b>Appropriated</b>		
DT2071-A Transportation Department Equipment Fund (Appropriate	181.0	0.0
<b>Fund Source Total</b>	<b>181.0</b>	<b>0.0</b>
Personal Services	9,409.3	9,199.7
Boards and Commissions	0.0	0.0
<b>Expenditure Category Total</b>	<b>9,409.3</b>	<b>9,199.7</b>
<b>Appropriated</b>		
DT2071-A Transportation Department Equipment Fund (Appropriate	9,409.3	9,199.7
<b>Fund Source Total</b>	<b>9,409.3</b>	<b>9,199.7</b>
Employee Related Expenses	4,069.4	4,851.1
<b>Expenditure Category Total</b>	<b>4,069.4</b>	<b>4,851.1</b>
<b>Appropriated</b>		
DT2071-A Transportation Department Equipment Fund (Appropriate	4,069.4	4,851.1
<b>Fund Source Total</b>	<b>4,069.4</b>	<b>4,851.1</b>
Professional and Outside Services		0.0
External Prof/Outside Serv Budg And Appn	0.0	
External Investment Services	0.0	
Other External Financial Services	0.0	
Attorney General Legal Services	0.0	
External Legal Services	0.0	
External Engineer/Architect Cost - Exp	0.0	
External Engineer/Architect Cost- Cap	0.0	
Other Design	0.0	
Temporary Agency Services	99.1	
Hospital Services	0.0	
Other Medical Services	2.6	
Institutional Care	0.0	
Education And Training	0.4	
Vendor Travel	0.6	
Professional & Outside Services Excluded from Cost Alloca	0.0	
Vendor Travel - Non Reportable	0.0	
External Telecom Consulting Services	0.0	
Costs related to those in custody of the State	0.0	
Non - Confidential Specialist Fees	0.0	
Confidential Specialist Fees	0.0	
Outside Actuarial Costs	0.0	
Other Professional And Outside Services	135.0	

## Program Expenditure Schedule

<b>Agency:</b>	Department of Transportation
<b>Program:</b>	SLI Vehicles and Heavy Equipment

	FY 2022 Actual	FY 2023 Expd. Plan
<b>Expenditure Category Total</b>	<b>237.7</b>	<b>0.0</b>
<b>Appropriated</b>		
DT2071-A Transportation Department Equipment Fund (Appropriate	237.7	0.0
<b>Fund Source Total</b>	<b>237.7</b>	<b>0.0</b>
Travel In-State	41.6	0.0
<b>Expenditure Category Total</b>	<b>41.6</b>	<b>0.0</b>
<b>Appropriated</b>		
DT2071-A Transportation Department Equipment Fund (Appropriate	41.6	0.0
<b>Fund Source Total</b>	<b>41.6</b>	<b>0.0</b>
Travel Out of State	5.8	0.0
<b>Expenditure Category Total</b>	<b>5.8</b>	<b>0.0</b>
<b>Appropriated</b>		
DT2071-A Transportation Department Equipment Fund (Appropriate	5.8	0.0
<b>Fund Source Total</b>	<b>5.8</b>	<b>0.0</b>
Food	0.0	0.0
<b>Expenditure Category Total</b>	<b>0.0</b>	<b>0.0</b>
Aid to Organizations and Individuals	0.0	0.0
<b>Expenditure Category Total</b>	<b>0.0</b>	<b>0.0</b>
Other Operating Expenses		11,990.8
Other Operating Expenditures Budg Approp	0.0	
Other Operating Expenditures Excluded from Cost Allocati	0.0	
Risk Management Charges To State Agency	0.0	
Risk Management Deductible - Indemnity	0.0	
Risk Management Deductible - Legal	0.0	
Risk Management Deductible - Medical	0.0	
Risk Management Deductible - Other	0.0	
Gen Liab- Non Physical-Taxable- Self Ins	0.0	
Gross Proceeds Payments To Attorneys	0.0	
General Liability- Non-Taxable- Self Ins	0.0	
Medical Malpractice - Self-Insured	0.0	
Automobile Liability - Self Insured	0.0	
General Property Damage - Self- Insured	0.0	
Automobile Physical Damage-Self Insured	0.0	
Liability Insurance Premiums	0.0	
Property Insurance Premiums	0.0	
Workers Compensation Benefit Payments	0.0	
Self Insurance - Administrative Fees	0.0	
Self Insurance - Premiums	0.0	
Self Insurance - Claim Payments	0.0	
Self Insurance - Pharmacy Claims	0.0	
Premium Tax On Altcs	0.0	

## Program Expenditure Schedule

<b>Agency:</b>	<b>Department of Transportation</b>
<b>Program:</b>	<b>SLI Vehicles and Heavy Equipment</b>

	FY 2022 Actual	FY 2023 Expd. Plan
Other Insurance-Related Charges	0.0	
Internal Service Data Processing	0.0	
Internal Service Data Proc- Pc/Lan	0.0	
External Programming-Mainframe/Legacy	0.0	
External Programming- Pc/Lan/Serv/Web	0.0	
External Data Entry	0.0	
Othr External Data Proc-Mainframe/Legacy	0.0	
Othr External Data Proc-Pc/Lan/Serv/Web	0.0	
Pmt for AFIS Development & Usage	44.2	
Internal Service Telecommunications	0.0	
External Telecom Long Distance-In-State	14.2	
External Telecom Long Distance-Out-State	0.0	
Other External Telecommunication Service	0.0	
Electricity	0.0	
Sanitation Waste Disposal	0.2	
Water	1.2	
Gas And Fuel Oil For Buildings	23.4	
Other Utilities	0.0	
Building Rent Charges To State Agencies	0.0	
Priv Lease To Own Bld Rent Chrgs To Agy	0.0	
Cert Of Part Bld Rent Chrgs To Agy	0.0	
Rental Of Land And Buildings	0.0	
Rental Of Computer Equipment	0.0	
Rental Of Other Machinery And Equipment	1.4	
Miscellaneous Rent	0.0	
Interest On Overdue Payments	0.0	
All Other Interest Payments	0.0	
Internal Acct/Budg/Financial Svcs	0.0	
Other Internal Services	0.0	
Repair And Maintenance - Buildings	19.6	
Repair And Maintenance - Vehicles	3,891.3	
Repair And Maint - Mainframe And Legacy	0.0	
Repair And Maint-Pc/Lan/Serv/Web	0.0	
Repair And Maintenance - Other Equipment	44.6	
Other Repair And Maintenance	99.3	
Software Support And Maintenance	(2,552.3)	
Uniforms	63.8	
Inmate Clothing	0.0	
Security Supplies	0.0	
Office Supplies	0.0	
Computer Supplies	0.0	
Housekeeping Supplies	0.0	
Bedding And Bath Supplies	0.0	
Drugs And Medicine Supplies	0.0	
Medical Supplies	0.0	
Dental Supplies	0.0	
Automotive And Transportation Fuels	164.3	
Automotive Lubricants And Supplies	2,245.5	
Rpr And Maint Supplies-Not Auto Or Build	1.7	
Repair And Maintenance Supplies-Building	4.3	
Other Operating Supplies	31.3	

## Program Expenditure Schedule

<b>Agency:</b>	<b>Department of Transportation</b>
<b>Program:</b>	<b>SLI Vehicles and Heavy Equipment</b>

	<u>FY 2022 Actual</u>	<u>FY 2023 Expd. Plan</u>
Publications	0.0	
Aggregate Withheld Or Paid Commissions	0.0	
Lottery Prizes	0.0	
Lottery Distribution Costs	0.0	
Material for Further Processing	0.0	
Other Resale Supplies	0.0	
Loss On Sales Of Capital Assets	0.0	
Loss on Sales of Investments	0.0	
Employee Tuition Reimbursement-Graduate	0.0	
Employee Tuition Reimb Under-Grad/Other	0.2	
Conference Registration-Attendance Fees	10.6	
Other Education And Training Costs	0.7	
Advertising	0.1	
Sponsorships	0.0	
Internal Printing	0.0	
External Printing	0.5	
Photography	0.0	
Postage And Delivery	0.0	
Document shredding and Destruction Services	0.1	
Translation and Sign Language Services	0.0	
Distribution To State Universities	0.0	
Other Intrastate Distributions	0.0	
Awards	5.4	
Entertainment And Promotional Items	0.0	
Dues	1.1	
Books- Subscriptions And Publications	4.9	
Costs For Digital Image Or Microfilm	0.0	
Revolving Fund Advances	0.0	
Credit Card Fees Over Approved Limit	0.0	
Relief Bill Expenditures	0.0	
Surplus Property Distr To State Agencies	0.0	
Security Services	0.0	
Judgments - Damages	0.1	
ICA Payments to Claimants Confidential	0.0	
Jdgmnt-Confidential Restitution To Indiv	0.0	
Judgments - Non-Confidential Restitution	0.0	
Judgments - Punitive And Compensatory	0.0	
Pmts Made to Resolve/Disputes/Avoid Costs of Litigation	0.0	
Pmts For Contracted State Inmate Labor	1.6	
Payments To State Inmates	0.0	
Bad Debt Expense	0.0	
Interview Expense	0.0	
Employee Relocations-Nontaxable	0.0	
Employee Relocations-Taxable	0.0	
Non-Confidential Invest/Legal/Law Enf	0.0	
Conf/Sensitive Invest/Legal/Undercover	0.0	
Fingerprinting, Background Checks, Etc.	0.0	
Other Miscellaneous Operating	142.8	

## Program Expenditure Schedule

<b>Agency:</b>	<b>Department of Transportation</b>
<b>Program:</b>	<b>SLI Vehicles and Heavy Equipment</b>

	<b>FY 2022 Actual</b>	<b>FY 2023 Expd. Plan</b>
<b>Expenditure Category Total</b>	<b>4,266.1</b>	<b>11,990.8</b>
<b>Appropriated</b>		
DT2071-A Transportation Department Equipment Fund (Appropriate	4,266.1	11,990.8
<b>Fund Source Total</b>	<b>4,266.1</b>	<b>11,990.8</b>
Current Year Expenditures		0.0
Capital Equipment Budget And Approp	0.0	
Vehicles Capital Purchase	0.0	
Vehicles Capital Leases	0.0	
Furniture Capital Purchase	0.0	
Depreciable Works Of Art & Hist Treas/Coll Capital Purcha	0.0	
Non Depr Works Of Art & Hist Treas/Coll Cap Purchase	0.0	
Furniture Capital Leases	0.0	
Computer Equipment Capital Purchase	0.0	
Computer Equipment Capital Lease	0.0	
Telecommunication Equip-Capital Purchase	0.0	
Telecommunication Equip-Capital Lease	0.0	
Other Equipment Capital Purchase	69.7	
Other Equipment Capital Leases	0.0	
Purchased Or Licensed Software-Website	0.0	
Internally Generated Software-Website	0.0	
Development in Progress	0.0	
Right-Of-Way/Easement/Extraction Rights	0.0	
Oth Int Assets purchased, licensed or internally generate	0.0	
Other intangible assets acquired by capital lease	0.0	
Other Capital Asset Purchases	0.0	
Leasehold Improvement-Capital Purchase	0.0	
Other Capital Asset Leases	0.0	
Non-Capital Equip Budget And Approp	0.0	
Vehicles Non-Capital Purchase	0.0	
Vehicles Non-Capital Leases	0.0	
Furniture Non-Capital Purchase	0.4	
Works Of Art And Hist Treas-Non Capital	0.0	
Furniture Non-Capital Leases	0.0	
Computer Equipment Non-Capital Purchase	3.5	
Computer Equipment Non-Capital Lease	0.0	
Telecomm Equip Non-Capital Purchase	0.0	
Telecomm Equip Non-Capital Leases	0.0	
Other Equipment Non-Capital Purchase	63.6	
Weapons Non-Capital Purchase	0.0	
Other Equipment Non-Capital Lease	0.0	
Purchased Or Licensed Software/Website	0.0	
Internally Generated Software/Website	0.0	
LICENSES AND PERMITS	0.0	
Right-Of-Way/Easement/Extraction Exp	0.0	
Other Intangible Assets - Purchased, Licensed or Internall	0.0	
Noncapital Software/Web By Capital Lease	0.0	
Other Intangible Assets Acquired by Capital Lease	0.0	
Other Long Lived Tangible Assets to be Expenses	0.0	
Non-Capital Equipment Excluded from Cost Allocation	0.0	

## Program Expenditure Schedule

<b>Agency:</b>	Department of Transportation
<b>Program:</b>	SLI Vehicles and Heavy Equipment

	FY 2022 Actual	FY 2023 Expd. Plan
<b>Expenditure Category Total</b>	<b>137.2</b>	<b>0.0</b>
<b>Appropriated</b>		
DT2071-A Transportation Department Equipment Fund (Appropriate	137.2	0.0
<b>Fund Source Total</b>	<b>137.2</b>	<b>0.0</b>
Capital Outlay	0.9	0.0
<b>Expenditure Category Total</b>	<b>0.9</b>	<b>0.0</b>
<b>Appropriated</b>		
DT2071-A Transportation Department Equipment Fund (Appropriate	0.9	0.0
<b>Fund Source Total</b>	<b>0.9</b>	<b>0.0</b>
Debt Service	0.0	0.0
<b>Expenditure Category Total</b>	<b>0.0</b>	<b>0.0</b>
Cost Allocation	0.0	0.0
<b>Expenditure Category Total</b>	<b>0.0</b>	<b>0.0</b>
Transfers	0.0	0.0
<b>Expenditure Category Total</b>	<b>0.0</b>	<b>0.0</b>

<b>Employee Retirement Coverage</b>			
<b>Retirement System</b>	<b>FTE</b>	<b>Personal Services</b>	<b>Fund#</b>
Arizona State Retirement System	180.0	9,199.7	DT2071-A
<b>Combined Regular &amp; Elected Positions At/Above FICA Maximum of \$147,000</b>			
<b>Total FTE</b>	<b>Personal Services</b>	<b>FTE's not eligible for Health, Dental &amp; Life</b>	
0.0	0.0	0.0	

## Program Budget Unit Summary of Expenditures and Budget Request for All Funds

<b>Agency:</b>	Department of Transportation
<b>Program:</b>	SLI Driver Safety and Livestock Control

Expenditure Categories		FY 2022	FY 2023	FY 2024	FY 2024
		Actual	Expd. Plan	Fund. Issue	Total Request
6000	Personal Services	109.1	100.0	0.0	100.0
6100	Employee Related Expenses	45.8	50.4	0.0	50.4
6200	Professional and Outside Services	124.3	0.0	0.0	0.0
6500	Travel In-State	0.0	0.0	0.0	0.0
6600	Travel Out of State	0.0	0.0	0.0	0.0
6700	Food	0.0	0.0	0.0	0.0
6800	Aid to Organizations and Individuals	0.0	0.0	0.0	0.0
7000	Other Operating Expenses	341.9	649.6	0.0	649.6
8000	Equipment	0.0	0.0	0.0	0.0
8100	Capital Outlay	0.0	0.0	0.0	0.0
8600	Debt Service	0.0	0.0	0.0	0.0
9000	Cost Allocation	0.0	0.0	0.0	0.0
9100	Transfers	0.0	0.0	0.0	0.0
<b>Expenditure Categories Total:</b>		621.1	800.0	0.0	800.0
<b>Fund Source</b>					
<b>Appropriated Funds</b>					
DT2030-A State Highway Fund (Appropriated)		621.1	800.0	0.0	800.0
		621.1	800.0	0.0	800.0
<b>Fund Source Total:</b>		621.1	800.0	0.0	800.0

## Program Budget Unit Summary of Expenditures and Budget Request for Selected Funds

**Agency:** Department of Transportation

FY 2022 Actual	FY 2023 Expd. Plan	FY 2024 Fund. Issue	FY 2024 Total Request
-------------------	-----------------------	------------------------	--------------------------

**Program:** SLI Driver Safety and Livestock Control

**Fund:** DT2030-A State Highway Fund

**Appropriated**

6000 Personal Services	109.1	100.0	0.0	100.0
6100 Employee Related Expenses	45.8	50.4	0.0	50.4
6200 Professional and Outside Services	124.3	0.0	0.0	0.0
6500 Travel In-State	0.0	0.0	0.0	0.0
6600 Travel Out of State	0.0	0.0	0.0	0.0
6700 Food	0.0	0.0	0.0	0.0
6800 Aid to Organizations and Individuals	0.0	0.0	0.0	0.0
7000 Other Operating Expenses	341.9	649.6	0.0	649.6
8000 Equipment	0.0	0.0	0.0	0.0
8100 Capital Outlay	0.0	0.0	0.0	0.0
8600 Debt Service	0.0	0.0	0.0	0.0
9000 Cost Allocation	0.0	0.0	0.0	0.0
9100 Transfers	0.0	0.0	0.0	0.0

<b>Appropriated Total:</b>	621.1	800.0	0.0	800.0
----------------------------	-------	-------	-----	-------

<b>Fund Total:</b>	621.1	800.0	0.0	800.0
--------------------	-------	-------	-----	-------

<b>Program Total For Selected Funds:</b>	621.1	800.0	0.0	800.0
--	-------	-------	-----	-------



## Program Expenditure Schedule

<b>Agency:</b>	<b>Department of Transportation</b>
<b>Program:</b>	<b>SLI Driver Safety and Livestock Control</b>

	<b>FY 2022 Actual</b>	<b>FY 2023 Expd. Plan</b>
FTE	0.0	0.0
<b>Expenditure Category Total</b>	<b>0.0</b>	<b>0.0</b>
<hr/>		
Personal Services	109.1	100.0
Boards and Commissions	0.0	0.0
<b>Expenditure Category Total</b>	<b>109.1</b>	<b>100.0</b>
<b>Appropriated</b>		
DT2030-A State Highway Fund (Appropriated)	109.1	100.0
	<b>109.1</b>	<b>100.0</b>
<b>Fund Source Total</b>	<b>109.1</b>	<b>100.0</b>
<hr/>		
Employee Related Expenses	45.8	50.4
<b>Expenditure Category Total</b>	<b>45.8</b>	<b>50.4</b>
<b>Appropriated</b>		
DT2030-A State Highway Fund (Appropriated)	45.8	50.4
	<b>45.8</b>	<b>50.4</b>
<b>Fund Source Total</b>	<b>45.8</b>	<b>50.4</b>
<hr/>		
Professional and Outside Services		0.0
External Prof/Outside Serv Budg And Appn	0.0	
External Investment Services	0.0	
Other External Financial Services	0.0	
Attorney General Legal Services	0.0	
External Legal Services	0.0	
External Engineer/Architect Cost - Exp	0.0	
External Engineer/Architect Cost- Cap	0.0	
Other Design	0.0	
Temporary Agency Services	0.0	
Hospital Services	0.0	
Other Medical Services	0.0	
Institutional Care	0.0	
Education And Training	0.0	
Vendor Travel	0.0	
Professional & Outside Services Excluded from Cost Alloca	0.0	
Vendor Travel - Non Reportable	0.0	
External Telecom Consulting Services	0.0	
Costs related to those in custody of the State	0.0	
Non - Confidential Specialist Fees	0.0	
Confidential Specialist Fees	0.0	
Outside Actuarial Costs	0.0	
Other Professional And Outside Services	124.3	
<b>Expenditure Category Total</b>	<b>124.3</b>	<b>0.0</b>
<b>Appropriated</b>		
DT2030-A State Highway Fund (Appropriated)	124.3	0.0
	<b>124.3</b>	<b>0.0</b>
<b>Fund Source Total</b>	<b>124.3</b>	<b>0.0</b>
<hr/>		
Travel In-State	0.0	0.0

## Program Expenditure Schedule

<b>Agency:</b>	<b>Department of Transportation</b>
<b>Program:</b>	<b>SLI Driver Safety and Livestock Control</b>

	FY 2022 Actual	FY 2023 Expd. Plan
<b>Expenditure Category Total</b>	<b>0.0</b>	<b>0.0</b>
Travel Out of State	0.0	0.0
<b>Expenditure Category Total</b>	<b>0.0</b>	<b>0.0</b>
Food	0.0	0.0
<b>Expenditure Category Total</b>	<b>0.0</b>	<b>0.0</b>
Aid to Organizations and Individuals	0.0	0.0
<b>Expenditure Category Total</b>	<b>0.0</b>	<b>0.0</b>
Other Operating Expenses		649.6
Other Operating Expenditures Budg Approp	0.0	
Other Operating Expenditures Excluded from Cost Allocati	0.0	
Risk Management Charges To State Agency	0.0	
Risk Management Deductible - Indemnity	0.0	
Risk Management Deductible - Legal	0.0	
Risk Management Deductible - Medical	0.0	
Risk Management Deductible - Other	0.0	
Gen Liab- Non Physical-Taxable- Self Ins	0.0	
Gross Proceeds Payments To Attorneys	0.0	
General Liability- Non-Taxable- Self Ins	0.0	
Medical Malpractice - Self-Insured	0.0	
Automobile Liability - Self Insured	0.0	
General Property Damage - Self- Insured	0.0	
Automobile Physical Damage-Self Insured	0.0	
Liability Insurance Premiums	0.0	
Property Insurance Premiums	0.0	
Workers Compensation Benefit Payments	0.0	
Self Insurance - Administrative Fees	0.0	
Self Insurance - Premiums	0.0	
Self Insurance - Claim Payments	0.0	
Self Insurance - Pharmacy Claims	0.0	
Premium Tax On Altcs	0.0	
Other Insurance-Related Charges	0.0	
Internal Service Data Processing	0.0	
Internal Service Data Proc- Pc/Lan	0.0	
External Programming-Mainframe/Legacy	0.0	
External Programming- Pc/Lan/Serv/Web	0.0	
External Data Entry	0.0	
Othr External Data Proc-Mainframe/Legacy	0.0	
Othr External Data Proc-Pc/Lan/Serv/Web	0.0	
Pmt for AFIS Development & Usage	0.0	
Internal Service Telecommunications	0.0	
External Telecom Long Distance-In-State	0.0	
External Telecom Long Distance-Out-State	0.0	
Other External Telecommunication Service	0.0	
Electricity	0.0	
Sanitation Waste Disposal	0.0	

## Program Expenditure Schedule

<b>Agency:</b>	<b>Department of Transportation</b>
<b>Program:</b>	<b>SLI Driver Safety and Livestock Control</b>

	<u>FY 2022 Actual</u>	<u>FY 2023 Expd. Plan</u>
Water	0.0	
Gas And Fuel Oil For Buildings	0.0	
Other Utilities	0.0	
Building Rent Charges To State Agencies	0.0	
Priv Lease To Own Bld Rent Chrgs To Agy	0.0	
Cert Of Part Bld Rent Chrgs To Agy	0.0	
Rental Of Land And Buildings	0.0	
Rental Of Computer Equipment	0.0	
Rental Of Other Machinery And Equipment	139.7	
Miscellaneous Rent	0.0	
Interest On Overdue Payments	0.0	
All Other Interest Payments	0.0	
Internal Acct/Budg/Financial Svcs	0.0	
Other Internal Services	0.0	
Repair And Maintenance - Buildings	0.0	
Repair And Maintenance - Vehicles	0.0	
Repair And Maint - Mainframe And Legacy	0.0	
Repair And Maint-Pc/Lan/Serv/Web	0.0	
Repair And Maintenance - Other Equipment	0.0	
Other Repair And Maintenance	0.0	
Software Support And Maintenance	0.0	
Uniforms	0.0	
Inmate Clothing	0.0	
Security Supplies	0.0	
Office Supplies	0.0	
Computer Supplies	0.0	
Housekeeping Supplies	0.0	
Bedding And Bath Supplies	0.0	
Drugs And Medicine Supplies	0.0	
Medical Supplies	0.0	
Dental Supplies	0.0	
Automotive And Transportation Fuels	0.0	
Automotive Lubricants And Supplies	0.0	
Rpr And Maint Supplies-Not Auto Or Build	202.2	
Repair And Maintenance Supplies-Building	0.0	
Other Operating Supplies	0.0	
Publications	0.0	
Aggregate Withheld Or Paid Commissions	0.0	
Lottery Prizes	0.0	
Lottery Distribution Costs	0.0	
Material for Further Processing	0.0	
Other Resale Supplies	0.0	
Loss On Sales Of Capital Assets	0.0	
Loss on Sales of Investments	0.0	
Employee Tuition Reimbursement-Graduate	0.0	
Employee Tuition Reimb Under-Grad/Other	0.0	
Conference Registration-Attendance Fees	0.0	
Other Education And Training Costs	0.0	
Advertising	0.0	
Sponsorships	0.0	
Internal Printing	0.0	

## Program Expenditure Schedule

<b>Agency:</b>	<b>Department of Transportation</b>
<b>Program:</b>	<b>SLI Driver Safety and Livestock Control</b>

	<b>FY 2022 Actual</b>	<b>FY 2023 Expd. Plan</b>
External Printing	0.0	
Photography	0.0	
Postage And Delivery	0.0	
Document shredding and Destruction Services	0.0	
Translation and Sign Language Services	0.0	
Distribution To State Universities	0.0	
Other Intrastate Distributions	0.0	
Awards	0.0	
Entertainment And Promotional Items	0.0	
Dues	0.0	
Books- Subscriptions And Publications	0.0	
Costs For Digital Image Or Microfilm	0.0	
Revolving Fund Advances	0.0	
Credit Card Fees Over Approved Limit	0.0	
Relief Bill Expenditures	0.0	
Surplus Property Distr To State Agencies	0.0	
Security Services	0.0	
Judgments - Damages	0.0	
ICA Payments to Claimants Confidential	0.0	
Jdgmnt-Confidential Restitution To Indiv	0.0	
Judgments - Non-Confidential Restitution	0.0	
Judgments - Punitive And Compensatory	0.0	
Pmts Made to Resolve/Disputes/Avoid Costs of Litigation	0.0	
Pmts For Contracted State Inmate Labor	0.0	
Payments To State Inmates	0.0	
Bad Debt Expense	0.0	
Interview Expense	0.0	
Employee Relocations-Nontaxable	0.0	
Employee Relocations-Taxable	0.0	
Non-Confidential Invest/Legal/Law Enf	0.0	
Conf/Sensitive Invest/Legal/Undercover	0.0	
Fingerprinting, Background Checks, Etc.	0.0	
Other Miscellaneous Operating	0.0	
<b>Expenditure Category Total</b>	<b>341.9</b>	<b>649.6</b>
<b>Appropriated</b>		
DT2030-A State Highway Fund (Appropriated)	341.9	649.6
	<b>341.9</b>	<b>649.6</b>
<b>Fund Source Total</b>	<b>341.9</b>	<b>649.6</b>
Current Year Expenditures		0.0
Capital Equipment Budget And Approp	0.0	
Vehicles Capital Purchase	0.0	
Vehicles Capital Leases	0.0	
Furniture Capital Purchase	0.0	
Depreciable Works Of Art & Hist Treas/Coll Capital Purcha	0.0	
Non Depr Works Of Art & Hist Treas/Coll Cap Purchase	0.0	
Furniture Capital Leases	0.0	
Computer Equipment Capital Purchase	0.0	
Computer Equipment Capital Lease	0.0	
Telecommunication Equip-Capital Purchase	0.0	
Telecommunication Equip-Capital Lease	0.0	

## Program Expenditure Schedule

<b>Agency:</b>	<b>Department of Transportation</b>
<b>Program:</b>	<b>SLI Driver Safety and Livestock Control</b>

	<b>FY 2022 Actual</b>	<b>FY 2023 Expd. Plan</b>
Other Equipment Capital Purchase	0.0	
Other Equipment Capital Leases	0.0	
Purchased Or Licensed Software-Website	0.0	
Internally Generated Software-Website	0.0	
Development in Progress	0.0	
Right-Of-Way/Easement/Extraction Rights	0.0	
Oth Int Assets purchased, licensed or internally generate	0.0	
Other intangible assets acquired by capital lease	0.0	
Other Capital Asset Purchases	0.0	
Leasehold Improvement-Capital Purchase	0.0	
Other Capital Asset Leases	0.0	
Non-Capital Equip Budget And Approp	0.0	
Vehicles Non-Capital Purchase	0.0	
Vehicles Non-Capital Leases	0.0	
Furniture Non-Capital Purchase	0.0	
Works Of Art And Hist Treas-Non Capital	0.0	
Furniture Non-Capital Leases	0.0	
Computer Equipment Non-Capital Purchase	0.0	
Computer Equipment Non-Capital Lease	0.0	
Telecomm Equip Non-Capital Purchase	0.0	
Telecomm Equip Non-Capital Leases	0.0	
Other Equipment Non-Capital Purchase	0.0	
Weapons Non-Capital Purchase	0.0	
Other Equipment Non-Capital Lease	0.0	
Purchased Or Licensed Software/Website	0.0	
Internally Generated Software/Website	0.0	
LICENSES AND PERMITS	0.0	
Right-Of-Way/Easement/Extraction Exp	0.0	
Other Intangible Assets - Purchased, Licensed or Internall	0.0	
Noncapital Software/Web By Capital Lease	0.0	
Other Intangible Assets Acquired by Capital Lease	0.0	
Other Long Lived Tangible Assets to be Expenses	0.0	
Non-Capital Equipment Excluded from Cost Allocation	0.0	
<b>Expenditure Category Total</b>	<b>0.0</b>	<b>0.0</b>
<hr/>		
Capital Outlay	0.0	0.0
<b>Expenditure Category Total</b>	<b>0.0</b>	<b>0.0</b>
<hr/>		
Debt Service	0.0	0.0
<b>Expenditure Category Total</b>	<b>0.0</b>	<b>0.0</b>
<hr/>		
Cost Allocation	0.0	0.0
<b>Expenditure Category Total</b>	<b>0.0</b>	<b>0.0</b>
<hr/>		
Transfers	0.0	0.0
<b>Expenditure Category Total</b>	<b>0.0</b>	<b>0.0</b>
<hr/>		

**Employee Retirement Coverage**

**Personal**

Date Printed: 9/1/2022 4:08:29 PM

All dollars are presented in thousands (not FTE).

# Program Expenditure Schedule

Agency:	Department of Transportation
Program:	SLI Driver Safety and Livestock Control

	FTE	FY 2022 Actual	FY 2023 Expd. Plan
		Services	Fund#
Retirement System			
Arizona State Retirement System	1.0	100.0	DT2030-A

## Program Budget Unit Summary of Expenditures and Budget Request for All Funds

<b>Agency:</b>	Department of Transportation
<b>Program:</b>	SLI Highway Damage Recovery Account

Expenditure Categories		FY 2022	FY 2023	FY 2024	FY 2024
		Actual	Expd. Plan	Fund. Issue	Total Request
6000	Personal Services	0.0	0.0	0.0	0.0
6100	Employee Related Expenses	0.0	0.0	0.0	0.0
6200	Professional and Outside Services	0.0	0.0	0.0	0.0
6500	Travel In-State	0.0	0.0	0.0	0.0
6600	Travel Out of State	0.0	0.0	0.0	0.0
6700	Food	0.0	0.0	0.0	0.0
6800	Aid to Organizations and Individuals	0.0	0.0	0.0	0.0
7000	Other Operating Expenses	7,663.7	8,000.6	0.0	8,000.6
8000	Equipment	8.3	0.0	0.0	0.0
8100	Capital Outlay	0.0	0.0	0.0	0.0
8600	Debt Service	0.0	0.0	0.0	0.0
9000	Cost Allocation	0.0	0.0	0.0	0.0
9100	Transfers	0.0	0.0	0.0	0.0
<b>Expenditure Categories Total:</b>		7,672.0	8,000.6	0.0	8,000.6
Fund Source					
<b>Appropriated Funds</b>					
DT2044-A Highway Damage Recovery Account Fund (Appro		7,672.0	8,000.6	0.0	8,000.6
		7,672.0	8,000.6	0.0	8,000.6
<b>Fund Source Total:</b>		7,672.0	8,000.6	0.0	8,000.6

## Program Budget Unit Summary of Expenditures and Budget Request for Selected Funds

**Agency:** Department of Transportation

FY 2022 Actual	FY 2023 Expd. Plan	FY 2024 Fund. Issue	FY 2024 Total Request
-------------------	-----------------------	------------------------	--------------------------

**Program:** SLI Highway Damage Recovery Account

**Fund:** DT2044-A Highway Damage Recovery Account Fund

**Appropriated**

6000 Personal Services	0.0	0.0	0.0	0.0
6100 Employee Related Expenses	0.0	0.0	0.0	0.0
6200 Professional and Outside Services	0.0	0.0	0.0	0.0
6500 Travel In-State	0.0	0.0	0.0	0.0
6600 Travel Out of State	0.0	0.0	0.0	0.0
6700 Food	0.0	0.0	0.0	0.0
6800 Aid to Organizations and Individuals	0.0	0.0	0.0	0.0
7000 Other Operating Expenses	7,663.7	8,000.6	0.0	8,000.6
8000 Equipment	8.3	0.0	0.0	0.0
8100 Capital Outlay	0.0	0.0	0.0	0.0
8600 Debt Service	0.0	0.0	0.0	0.0
9000 Cost Allocation	0.0	0.0	0.0	0.0
9100 Transfers	0.0	0.0	0.0	0.0

<b>Appropriated Total:</b>	7,672.0	8,000.6	0.0	8,000.6
----------------------------	---------	---------	-----	---------

<b>Fund Total:</b>	7,672.0	8,000.6	0.0	8,000.6
--------------------	---------	---------	-----	---------

<b>Program Total For Selected Funds:</b>	7,672.0	8,000.6	0.0	8,000.6
--	---------	---------	-----	---------



## Program Expenditure Schedule

<b>Agency:</b>	<b>Department of Transportation</b>
<b>Program:</b>	<b>SLI Highway Damage Recovery Account</b>

	<b>FY 2022 Actual</b>	<b>FY 2023 Expd. Plan</b>
Other Operating Expenses		8,000.6
Electricity	900.6	
Sanitation Waste Disposal	32.3	
Water	37.4	
Gas And Fuel Oil For Buildings	11.9	
Rental Of Land And Buildings	10.4	
Rental Of Other Machinery And Equipment	685.4	
Interest On Overdue Payments	4.9	
Repair And Maintenance - Vehicles	9.5	
Other Repair And Maintenance	3,901.0	
Automotive And Transportation Fuels	83.2	
Rpr And Maint Supplies-Not Auto Or Build	1,890.6	
Other Operating Supplies	1.8	
Other Miscellaneous Operating	94.7	
<b>Expenditure Category Total</b>	<b>7,663.7</b>	<b>8,000.6</b>
<b>Appropriated</b>		
DT2044-A Highway Damage Recovery Account Fund (Appropriated)	7,663.7	8,000.6
	<b>7,663.7</b>	<b>8,000.6</b>
<b>Fund Source Total</b>	<b>7,663.7</b>	<b>8,000.6</b>
<hr/>		
Computer Equipment Non-Capital Purchase	1.8	
Telecomm Equip Non-Capital Purchase	2.2	
Other Equipment Non-Capital Purchase	4.3	
<b>Expenditure Category Total</b>	<b>8.3</b>	<b>0.0</b>
<b>Appropriated</b>		
DT2044-A Highway Damage Recovery Account Fund (Appropriated)	8.3	0.0
	<b>8.3</b>	<b>0.0</b>
<b>Fund Source Total</b>	<b>8.3</b>	<b>0.0</b>

## Program Budget Unit Summary of Expenditures and Budget Request for All Funds

<b>Agency:</b>	Department of Transportation
<b>Program:</b>	SLI Preventative Surface Treatments

Expenditure Categories		FY 2022	FY 2023	FY 2024	FY 2024
		Actual	Expd. Plan	Fund. Issue	Total Request
6000	Personal Services	481.9	751.7	0.0	751.7
6100	Employee Related Expenses	162.2	305.8	0.0	305.8
6200	Professional and Outside Services	0.0	0.0	0.0	0.0
6500	Travel In-State	0.0	0.0	0.0	0.0
6600	Travel Out of State	0.0	0.0	0.0	0.0
6700	Food	0.0	0.0	0.0	0.0
6800	Aid to Organizations and Individuals	0.0	0.0	0.0	0.0
7000	Other Operating Expenses	29,066.0	35,084.5	0.0	35,084.5
8000	Equipment	0.0	0.0	0.0	0.0
8100	Capital Outlay	0.0	0.0	0.0	0.0
8600	Debt Service	0.0	0.0	0.0	0.0
9000	Cost Allocation	0.0	0.0	0.0	0.0
9100	Transfers	0.0	0.0	0.0	0.0
<b>Expenditure Categories Total:</b>		29,710.1	36,142.0	0.0	36,142.0
<b>Fund Source</b>					
<b>Appropriated Funds</b>					
DT2030-A State Highway Fund (Appropriated)		29,710.1	36,142.0	0.0	36,142.0
		29,710.1	36,142.0	0.0	36,142.0
<b>Fund Source Total:</b>		29,710.1	36,142.0	0.0	36,142.0

## Program Budget Unit Summary of Expenditures and Budget Request for Selected Funds

**Agency:** Department of Transportation

FY 2022 Actual	FY 2023 Expd. Plan	FY 2024 Fund. Issue	FY 2024 Total Request
-------------------	-----------------------	------------------------	--------------------------

**Program:** SLI Preventative Surface Treatments

**Fund:** DT2030-A State Highway Fund

**Appropriated**

6000	Personal Services	481.9	751.7	0.0	751.7
6100	Employee Related Expenses	162.2	305.8	0.0	305.8
6200	Professional and Outside Services	0.0	0.0	0.0	0.0
6500	Travel In-State	0.0	0.0	0.0	0.0
6600	Travel Out of State	0.0	0.0	0.0	0.0
6700	Food	0.0	0.0	0.0	0.0
6800	Aid to Organizations and Individuals	0.0	0.0	0.0	0.0
7000	Other Operating Expenses	29,066.0	35,084.5	0.0	35,084.5
8000	Equipment	0.0	0.0	0.0	0.0
8100	Capital Outlay	0.0	0.0	0.0	0.0
8600	Debt Service	0.0	0.0	0.0	0.0
9000	Cost Allocation	0.0	0.0	0.0	0.0
9100	Transfers	0.0	0.0	0.0	0.0

<b>Appropriated Total:</b>		29,710.1	36,142.0	0.0	36,142.0
----------------------------	--	----------	----------	-----	----------

<b>Fund Total:</b>		29,710.1	36,142.0	0.0	36,142.0
--------------------	--	----------	----------	-----	----------

<b>Program Total For Selected Funds:</b>		29,710.1	36,142.0	0.0	36,142.0
--	--	----------	----------	-----	----------

## Program Expenditure Schedule

<b>Agency:</b>	<b>Department of Transportation</b>
<b>Program:</b>	<b>SLI Preventative Surface Treatments</b>

	<b>FY 2022 Actual</b>	<b>FY 2023 Expd. Plan</b>
FTE	0.0	0.0
<b>Expenditure Category Total</b>	<b>0.0</b>	<b>0.0</b>
Personal Services	481.9	751.7
Boards and Commissions	0.0	0.0
<b>Expenditure Category Total</b>	<b>481.9</b>	<b>751.7</b>
<b>Appropriated</b>		
DT2030-A State Highway Fund (Appropriated)	481.9	751.7
	<b>481.9</b>	<b>751.7</b>
<b>Fund Source Total</b>	<b>481.9</b>	<b>751.7</b>
Employee Related Expenses	162.2	305.8
<b>Expenditure Category Total</b>	<b>162.2</b>	<b>305.8</b>
<b>Appropriated</b>		
DT2030-A State Highway Fund (Appropriated)	162.2	305.8
	<b>162.2</b>	<b>305.8</b>
<b>Fund Source Total</b>	<b>162.2</b>	<b>305.8</b>
Professional and Outside Services		0.0
External Prof/Outside Serv Budg And Appn	0.0	
External Investment Services	0.0	
Other External Financial Services	0.0	
Attorney General Legal Services	0.0	
External Legal Services	0.0	
External Engineer/Architect Cost - Exp	0.0	
External Engineer/Architect Cost- Cap	0.0	
Other Design	0.0	
Temporary Agency Services	0.0	
Hospital Services	0.0	
Other Medical Services	0.0	
Institutional Care	0.0	
Education And Training	0.0	
Vendor Travel	0.0	
Professional & Outside Services Excluded from Cost Alloca	0.0	
Vendor Travel - Non Reportable	0.0	
External Telecom Consulting Services	0.0	
Costs related to those in custody of the State	0.0	
Non - Confidential Specialist Fees	0.0	
Confidential Specialist Fees	0.0	
Outside Actuarial Costs	0.0	
Other Professional And Outside Services	0.0	
<b>Expenditure Category Total</b>	<b>0.0</b>	<b>0.0</b>
Travel In-State	0.0	0.0
<b>Expenditure Category Total</b>	<b>0.0</b>	<b>0.0</b>
Travel Out of State	0.0	0.0
<b>Expenditure Category Total</b>	<b>0.0</b>	<b>0.0</b>

## Program Expenditure Schedule

<b>Agency:</b>	<b>Department of Transportation</b>
<b>Program:</b>	<b>SLI Preventative Surface Treatments</b>

	<b>FY 2022 Actual</b>	<b>FY 2023 Expd. Plan</b>
Food	0.0	0.0
<b>Expenditure Category Total</b>	<b>0.0</b>	<b>0.0</b>
<hr/>		
Aid to Organizations and Individuals	0.0	0.0
<b>Expenditure Category Total</b>	<b>0.0</b>	<b>0.0</b>
<hr/>		
Other Operating Expenses		35,084.5
Other Operating Expenditures Budg Approp	0.0	
Other Operating Expenditures Excluded from Cost Allocati	0.0	
Risk Management Charges To State Agency	0.0	
Risk Management Deductible - Indemnity	0.0	
Risk Management Deductible - Legal	0.0	
Risk Management Deductible - Medical	0.0	
Risk Management Deductible - Other	0.0	
Gen Liab- Non Physical-Taxable- Self Ins	0.0	
Gross Proceeds Payments To Attorneys	0.0	
General Liability- Non-Taxable- Self Ins	0.0	
Medical Malpractice - Self-Insured	0.0	
Automobile Liability - Self Insured	0.0	
General Property Damage - Self- Insured	0.0	
Automobile Physical Damage-Self Insured	0.0	
Liability Insurance Premiums	0.0	
Property Insurance Premiums	0.0	
Workers Compensation Benefit Payments	0.0	
Self Insurance - Administrative Fees	0.0	
Self Insurance - Premiums	0.0	
Self Insurance - Claim Payments	0.0	
Self Insurance - Pharmacy Claims	0.0	
Premium Tax On Altcs	0.0	
Other Insurance-Related Charges	0.0	
Internal Service Data Processing	0.0	
Internal Service Data Proc- Pc/Lan	0.0	
External Programming-Mainframe/Legacy	0.0	
External Programming- Pc/Lan/Serv/Web	0.0	
External Data Entry	0.0	
Othr External Data Proc-Mainframe/Legacy	0.0	
Othr External Data Proc-Pc/Lan/Serv/Web	0.0	
Pmt for AFIS Development & Usage	0.0	
Internal Service Telecommunications	0.0	
External Telecom Long Distance-In-State	0.0	
External Telecom Long Distance-Out-State	0.0	
Other External Telecommunication Service	0.0	
Electricity	0.0	
Sanitation Waste Disposal	0.0	
Water	0.0	
Gas And Fuel Oil For Buildings	0.0	
Other Utilities	0.0	
Building Rent Charges To State Agencies	0.0	
Priv Lease To Own Bld Rent Chrgs To Agy	0.0	
Cert Of Part Bld Rent Chrgs To Agy	0.0	

## Program Expenditure Schedule

<b>Agency:</b>	<b>Department of Transportation</b>
<b>Program:</b>	<b>SLI Preventative Surface Treatments</b>

	<u>FY 2022 Actual</u>	<u>FY 2023 Expd. Plan</u>
Rental Of Land And Buildings	0.0	
Rental Of Computer Equipment	0.0	
Rental Of Other Machinery And Equipment	22.1	
Miscellaneous Rent	0.0	
Interest On Overdue Payments	0.0	
All Other Interest Payments	0.0	
Internal Acct/Budg/Financial Svcs	0.0	
Other Internal Services	0.0	
Repair And Maintenance - Buildings	0.0	
Repair And Maintenance - Vehicles	0.0	
Repair And Maint - Mainframe And Legacy	0.0	
Repair And Maint-Pc/Lan/Serv/Web	0.0	
Repair And Maintenance - Other Equipment	0.0	
Other Repair And Maintenance	28,941.8	
Software Support And Maintenance	0.0	
Uniforms	0.0	
Inmate Clothing	0.0	
Security Supplies	0.0	
Office Supplies	0.0	
Computer Supplies	0.0	
Housekeeping Supplies	0.0	
Bedding And Bath Supplies	0.0	
Drugs And Medicine Supplies	0.0	
Medical Supplies	0.0	
Dental Supplies	0.0	
Automotive And Transportation Fuels	0.0	
Automotive Lubricants And Supplies	0.0	
Rpr And Maint Supplies-Not Auto Or Build	102.1	
Repair And Maintenance Supplies-Building	0.0	
Other Operating Supplies	0.0	
Publications	0.0	
Aggregate Withheld Or Paid Commissions	0.0	
Lottery Prizes	0.0	
Lottery Distribution Costs	0.0	
Material for Further Processing	0.0	
Other Resale Supplies	0.0	
Loss On Sales Of Capital Assets	0.0	
Loss on Sales of Investments	0.0	
Employee Tuition Reimbursement-Graduate	0.0	
Employee Tuition Reimb Under-Grad/Other	0.0	
Conference Registration-Attendance Fees	0.0	
Other Education And Training Costs	0.0	
Advertising	0.0	
Sponsorships	0.0	
Internal Printing	0.0	
External Printing	0.0	
Photography	0.0	
Postage And Delivery	0.0	
Document shredding and Destruction Services	0.0	
Translation and Sign Language Services	0.0	
Distribution To State Universities	0.0	

## Program Expenditure Schedule

<b>Agency:</b>	<b>Department of Transportation</b>
<b>Program:</b>	<b>SLI Preventative Surface Treatments</b>

	<b>FY 2022 Actual</b>	<b>FY 2023 Expd. Plan</b>
Other Intrastate Distributions	0.0	
Awards	0.0	
Entertainment And Promotional Items	0.0	
Dues	0.0	
Books- Subscriptions And Publications	0.0	
Costs For Digital Image Or Microfilm	0.0	
Revolving Fund Advances	0.0	
Credit Card Fees Over Approved Limit	0.0	
Relief Bill Expenditures	0.0	
Surplus Property Distr To State Agencies	0.0	
Security Services	0.0	
Judgments - Damages	0.0	
ICA Payments to Claimants Confidential	0.0	
Jdgmnt-Confidential Restitution To Indiv	0.0	
Judgments - Non-Confidential Restitution	0.0	
Judgments - Punitive And Compensatory	0.0	
Pmts Made to Resolve/Disputes/Avoid Costs of Litigation	0.0	
Pmts For Contracted State Inmate Labor	0.0	
Payments To State Inmates	0.0	
Bad Debt Expense	0.0	
Interview Expense	0.0	
Employee Relocations-Nontaxable	0.0	
Employee Relocations-Taxable	0.0	
Non-Confidential Invest/Legal/Law Enf	0.0	
Conf/Sensitive Invest/Legal/Undercover	0.0	
Fingerprinting, Background Checks, Etc.	0.0	
Other Miscellaneous Operating	0.0	
<b>Expenditure Category Total</b>	<b>29,066.0</b>	<b>35,084.5</b>
<b>Appropriated</b>		
DT2030-A State Highway Fund (Appropriated)	29,066.0	35,084.5
	<b>29,066.0</b>	<b>35,084.5</b>
<b>Fund Source Total</b>	<b>29,066.0</b>	<b>35,084.5</b>
Current Year Expenditures		0.0
Capital Equipment Budget And Approp	0.0	
Vehicles Capital Purchase	0.0	
Vehicles Capital Leases	0.0	
Furniture Capital Purchase	0.0	
Depreciable Works Of Art & Hist Treas/Coll Capital Purcha	0.0	
Non Depr Works Of Art & Hist Treas/Coll Cap Purchase	0.0	
Furniture Capital Leases	0.0	
Computer Equipment Capital Purchase	0.0	
Computer Equipment Capital Lease	0.0	
Telecommunication Equip-Capital Purchase	0.0	
Telecommunication Equip-Capital Lease	0.0	
Other Equipment Capital Purchase	0.0	
Other Equipment Capital Leases	0.0	
Purchased Or Licensed Software-Website	0.0	
Internally Generated Software-Website	0.0	
Development in Progress	0.0	
Right-Of-Way/Easement/Extraction Rights	0.0	

## Program Expenditure Schedule

<b>Agency:</b>	<b>Department of Transportation</b>
<b>Program:</b>	<b>SLI Preventative Surface Treatments</b>

	<b>FY 2022 Actual</b>	<b>FY 2023 Expd. Plan</b>
Oth Int Assets purchased, licensed or internally generate	0.0	
Other intangible assets acquired by capital lease	0.0	
Other Capital Asset Purchases	0.0	
Leasehold Improvement-Capital Purchase	0.0	
Other Capital Asset Leases	0.0	
Non-Capital Equip Budget And Approp	0.0	
Vehicles Non-Capital Purchase	0.0	
Vehicles Non-Capital Leases	0.0	
Furniture Non-Capital Purchase	0.0	
Works Of Art And Hist Treas-Non Capital	0.0	
Furniture Non-Capital Leases	0.0	
Computer Equipment Non-Capital Purchase	0.0	
Computer Equipment Non-Capital Lease	0.0	
Telecomm Equip Non-Capital Purchase	0.0	
Telecomm Equip Non-Capital Leases	0.0	
Other Equipment Non-Capital Purchase	0.0	
Weapons Non-Capital Purchase	0.0	
Other Equipment Non-Capital Lease	0.0	
Purchased Or Licensed Software/Website	0.0	
Internally Generated Software/Website	0.0	
LICENSES AND PERMITS	0.0	
Right-Of-Way/Easement/Extraction Exp	0.0	
Other Intangible Assets - Purchased, Licensed or Internall	0.0	
Noncapital Software/Web By Capital Lease	0.0	
Other Intangible Assets Acquired by Capital Lease	0.0	
Other Long Lived Tangible Assets to be Expenses	0.0	
Non-Capital Equipment Excluded from Cost Allocation	0.0	
<b>Expenditure Category Total</b>	<b>0.0</b>	<b>0.0</b>
<hr/>		
Capital Outlay	0.0	0.0
<b>Expenditure Category Total</b>	<b>0.0</b>	<b>0.0</b>
<hr/>		
Debt Service	0.0	0.0
<b>Expenditure Category Total</b>	<b>0.0</b>	<b>0.0</b>
<hr/>		
Cost Allocation	0.0	0.0
<b>Expenditure Category Total</b>	<b>0.0</b>	<b>0.0</b>
<hr/>		
Transfers	0.0	0.0
<b>Expenditure Category Total</b>	<b>0.0</b>	<b>0.0</b>
<hr/>		

<b>Employee Retirement Coverage</b>			
<b>Retirement System</b>	<b>FTE</b>	<b>Personal Services</b>	<b>Fund#</b>
Arizona State Retirement System	0.0	751.7	DT2030-A



## Program Summary of Expenditures and Budget Request

<b>Agency:</b>	<b>Department of Transportation</b>
<b>Program:</b>	<b>Motor Vehicle Division</b>

		FY 2022 Actual	FY 2023 Expd. Plan	FY 2024 Fund. Issue	FY 2024 Total Request
<b>Program Summary</b>					
3-1	Customer Services	83,077.0	93,748.8	3,785.0	97,533.8
3-2	Motor Vehicle Enforcement Services	26,622.6	27,655.5	4,862.0	32,517.5
3-5	SLI Authorized Third Parties	2,088.8	2,223.8	0.0	2,223.8
3-6	SLI Driver License Security Software	0.0	2,260.0	(2,100.0)	160.0
<b>Program Summary Total:</b>		111,788.4	125,888.1	6,547.0	132,435.1
<b>Expenditure Categories</b>					
0000	FTE Positions	1,111.8	0.0	10.0	10.0
6000	Personal Services	48,663.1	47,985.9	4,434.3	52,420.2
6100	Employee Related Expenses	21,174.6	26,926.5	934.2	27,860.7
6200	Professional and Outside Services	1,787.7	3,797.4	0.0	3,797.4
6500	Travel In-State	194.8	172.1	0.0	172.1
6600	Travel Out of State	35.6	19.2	0.0	19.2
6700	Food	6.7	4.0	0.0	4.0
6800	Aid to Organizations and Individuals	5,234.1	5,756.0	0.0	5,756.0
7000	Other Operating Expenses	32,585.8	39,409.5	1,528.5	40,938.0
8000	Equipment	1,048.1	1,430.8	0.0	1,430.8
8100	Capital Outlay	1,057.9	36.7	0.0	36.7
8600	Debt Service	0.0	0.0	0.0	0.0
9000	Cost Allocation	0.0	0.0	0.0	0.0
9100	Transfers	0.0	350.0	(350.0)	0.0
<b>Expenditure Categories Total:</b>		111,788.4	125,888.1	6,547.0	132,435.1
<b>Fund Source</b>					
<b>Appropriated Funds</b>					
DT2030-A	State Highway Fund (Appropriated)	92,689.3	106,874.4	10,393.2	117,267.6
DT2208-A	Ignition Interlock Device Fund (Appropriated)	339.4	363.6	0.0	363.6
DT2226-A	Air Quality Fund (Appropriated)	73.6	73.6	0.0	73.6
DT2272-A	Vehicle Inspection and Certificate of Title Enforce	1,923.1	2,093.8	(748.0)	1,345.8
DT2285-A	Motor Vehicle Liability Insurance Enforcement Fu	1,742.3	4,301.0	(3,150.9)	1,150.1
DT3113-A	Highway User Revenue Fund (Appropriated)	647.3	825.2	52.7	877.9
		97,415.0	114,531.6	6,547.0	121,078.6
<b>Non-Appropriated Funds</b>					
DT2030-N	State Highway Fund (Non-Appropriated)	6,834.1	4,600.0	0.0	4,600.0
DT2150-N	Abandoned Vehicles Administration Fund (Non-Ap	1,006.2	1,000.0	0.0	1,000.0
DT2380-N	Motor Carrier Safety Revolving Fund (Non-Approp	0.0	0.5	0.0	0.5

## Program Summary of Expenditures and Budget Request

**Agency:** Department of Transportation  
**Program:** Motor Vehicle Division

	<b>FY 2022 Actual</b>	<b>FY 2023 Expd. Plan</b>	<b>FY 2024 Fund. Issue</b>	<b>FY 2024 Total Request</b>
DT2414-N Shared Location & Advertisement Agreement Exp	0.1	0.0	0.0	0.0
DT2500-N IGA and ISA Fund (Non-Appropriated)	421.3	0.0	0.0	0.0
DT2650-N Statewide Special Plates Fund (Non-Appropriated)	5,232.7	5,756.0	0.0	5,756.0
DT2985-N ADOT Coronavirus State and Local Fiscal Recover	879.0	0.0	0.0	0.0
	<u>14,373.4</u>	<u>11,356.5</u>	<u>0.0</u>	<u>11,356.5</u>
<b>Fund Source Total:</b>	111,788.4	125,888.1	6,547.0	132,435.1

## Program Group Summary of Expenditures and Budget Request for Selected Funds

<b>Agency:</b>	Department of Transportation
<b>Program:</b>	Motor Vehicle Division

	FY 2022 Actual	FY 2023 Expd. Plan	FY 2024 Fund. Issue	FY 2024 Total Request
--	-------------------	-----------------------	------------------------	--------------------------

<b>Fund:</b>	DT2030-A State Highway Fund (Appropriated)
--------------	--

### Program Expenditures

COST CENTER/PROGRAM BUDGET UNIT					
3-1	Customer Services	69,464.5	81,185.2	3,724.8	84,910.0
3-2	Motor Vehicle Enforcement Services	21,529.1	23,753.7	6,668.4	30,422.1
3-5	SLI Authorized Third Parties	1,695.7	1,775.5	0.0	1,775.5
3-6	SLI Driver License Security Software	0.0	160.0	0.0	160.0
Total		92,689.3	106,874.4	10,393.2	117,267.6

### Appropriated Funding

#### Expenditure Categories

FTE Positions	1,053.8	0.0	10.0	10.0
Personal Services	45,142.3	45,042.8	5,315.5	50,358.3
Employee Related Expenses	19,773.7	25,207.4	1,449.2	26,656.6
Professional and Outside Services	1,361.8	1,681.4	0.0	1,681.4
Travel In-State	192.2	167.7	0.0	167.7
Travel Out of State	34.6	19.2	0.0	19.2
Food	6.7	4.0	0.0	4.0
Aid to Organizations and Individuals	1.4	0.0	0.0	0.0
Other Operating Expenses	25,111.7	33,287.9	3,628.5	36,916.4
Equipment	1,033.9	1,427.3	0.0	1,427.3
Capital Outlay	31.0	36.7	0.0	36.7
Debt Service	0.0	0.0	0.0	0.0
Cost Allocation	0.0	0.0	0.0	0.0
Transfers	0.0	0.0	0.0	0.0

<b>Expenditure Categories Total:</b>	92,689.3	106,874.4	10,393.2	117,267.6
--------------------------------------	----------	-----------	----------	-----------

<b>Fund DT2030-A Total:</b>	92,689.3	106,874.4	10,393.2	117,267.6
-----------------------------	----------	-----------	----------	-----------

## Program Group Summary of Expenditures and Budget Request for Selected Funds

<b>Agency:</b>	Department of Transportation
<b>Program:</b>	Motor Vehicle Division

	FY 2022 Actual	FY 2023 Expd. Plan	FY 2024 Fund. Issue	FY 2024 Total Request
--	-------------------	-----------------------	------------------------	--------------------------

<b>Fund:</b>	DT2030-N State Highway Fund (Non-Appropriated)
--------------	--

### Program Expenditures

#### COST CENTER/PROGRAM BUDGET UNIT

3-1	Customer Services	5,807.2	4,600.0	0.0	4,600.0
3-2	Motor Vehicle Enforcement Services	1,026.9	0.0	0.0	0.0
	Total	6,834.1	4,600.0	0.0	4,600.0

### Non-Appropriated Funding

#### Expenditure Categories

Personal Services	0.0	0.0	0.0	0.0
Employee Related Expenses	0.0	0.0	0.0	0.0
Professional and Outside Services	0.0	0.0	0.0	0.0
Travel In-State	0.0	0.0	0.0	0.0
Travel Out of State	0.0	0.0	0.0	0.0
Food	0.0	0.0	0.0	0.0
Aid to Organizations and Individuals	0.0	0.0	0.0	0.0
Other Operating Expenses	5,807.2	4,600.0	0.0	4,600.0
Equipment	0.0	0.0	0.0	0.0
Capital Outlay	1,026.9	0.0	0.0	0.0
Debt Service	0.0	0.0	0.0	0.0
Cost Allocation	0.0	0.0	0.0	0.0
Transfers	0.0	0.0	0.0	0.0

<b>Expenditure Categories Total:</b>	6,834.1	4,600.0	0.0	4,600.0
--------------------------------------	---------	---------	-----	---------

<b>Fund DT2030-N Total:</b>	6,834.1	4,600.0	0.0	4,600.0
-----------------------------	---------	---------	-----	---------

## Program Group Summary of Expenditures and Budget Request for Selected Funds

<b>Agency:</b>	Department of Transportation
<b>Program:</b>	Motor Vehicle Division

	FY 2022 Actual	FY 2023 Expd. Plan	FY 2024 Fund. Issue	FY 2024 Total Request
--	-------------------	-----------------------	------------------------	--------------------------

<b>Fund:</b>	DT2150-N Abandoned Vehicles Administration Fund (Non-Appropriated)
--------------	--

### Program Expenditures

#### COST CENTER/PROGRAM BUDGET UNIT

3-1	Customer Services	1,006.2	1,000.0	0.0	1,000.0
	Total	1,006.2	1,000.0	0.0	1,000.0

### Non-Appropriated Funding

#### Expenditure Categories

Personal Services	0.0	0.0	0.0	0.0
Employee Related Expenses	0.0	0.0	0.0	0.0
Professional and Outside Services	0.0	0.0	0.0	0.0
Travel In-State	0.0	0.0	0.0	0.0
Travel Out of State	0.0	0.0	0.0	0.0
Food	0.0	0.0	0.0	0.0
Aid to Organizations and Individuals	0.0	0.0	0.0	0.0
Other Operating Expenses	1,006.2	1,000.0	0.0	1,000.0
Equipment	0.0	0.0	0.0	0.0
Capital Outlay	0.0	0.0	0.0	0.0
Debt Service	0.0	0.0	0.0	0.0
Cost Allocation	0.0	0.0	0.0	0.0
Transfers	0.0	0.0	0.0	0.0

<b>Expenditure Categories Total:</b>	1,006.2	1,000.0	0.0	1,000.0
--------------------------------------	---------	---------	-----	---------

<b>Fund DT2150-N Total:</b>	1,006.2	1,000.0	0.0	1,000.0
-----------------------------	---------	---------	-----	---------

## Program Group Summary of Expenditures and Budget Request for Selected Funds

<b>Agency:</b>	Department of Transportation
<b>Program:</b>	Motor Vehicle Division

	FY 2022 Actual	FY 2023 Expd. Plan	FY 2024 Fund. Issue	FY 2024 Total Request
--	-------------------	-----------------------	------------------------	--------------------------

<b>Fund:</b>	DT2208-A Ignition Interlock Device Fund (Appropriated)
--------------	--

### Program Expenditures

#### COST CENTER/PROGRAM BUDGET UNIT

3-1	Customer Services	339.4	363.6	0.0	363.6
	Total	339.4	363.6	0.0	363.6

### Appropriated Funding

#### Expenditure Categories

FTE Positions	4.0	0.0	0.0	0.0
Personal Services	226.4	236.6	0.0	236.6
Employee Related Expenses	111.5	125.5	0.0	125.5
Professional and Outside Services	0.0	0.0	0.0	0.0
Travel In-State	0.0	0.0	0.0	0.0
Travel Out of State	0.2	0.0	0.0	0.0
Food	0.0	0.0	0.0	0.0
Aid to Organizations and Individuals	0.0	0.0	0.0	0.0
Other Operating Expenses	1.3	1.5	0.0	1.5
Equipment	0.0	0.0	0.0	0.0
Capital Outlay	0.0	0.0	0.0	0.0
Debt Service	0.0	0.0	0.0	0.0
Cost Allocation	0.0	0.0	0.0	0.0
Transfers	0.0	0.0	0.0	0.0

<b>Expenditure Categories Total:</b>	339.4	363.6	0.0	363.6
--------------------------------------	-------	-------	-----	-------

<b>Fund DT2208-A Total:</b>	339.4	363.6	0.0	363.6
-----------------------------	-------	-------	-----	-------

## Program Group Summary of Expenditures and Budget Request for Selected Funds

<b>Agency:</b>	Department of Transportation
<b>Program:</b>	Motor Vehicle Division

	FY 2022 Actual	FY 2023 Expd. Plan	FY 2024 Fund. Issue	FY 2024 Total Request
--	-------------------	-----------------------	------------------------	--------------------------

<b>Fund:</b>	DT2226-A Air Quality Fund (Appropriated)
--------------	--

### Program Expenditures

#### COST CENTER/PROGRAM BUDGET UNIT

3-1	Customer Services	73.6	73.6	0.0	73.6
	Total	73.6	73.6	0.0	73.6

### Appropriated Funding

#### Expenditure Categories

Personal Services	0.0	0.0	0.0	0.0
Employee Related Expenses	0.0	0.0	0.0	0.0
Professional and Outside Services	0.0	0.0	0.0	0.0
Travel In-State	0.0	0.0	0.0	0.0
Travel Out of State	0.0	0.0	0.0	0.0
Food	0.0	0.0	0.0	0.0
Aid to Organizations and Individuals	0.0	0.0	0.0	0.0
Other Operating Expenses	73.6	73.6	0.0	73.6
Equipment	0.0	0.0	0.0	0.0
Capital Outlay	0.0	0.0	0.0	0.0
Debt Service	0.0	0.0	0.0	0.0
Cost Allocation	0.0	0.0	0.0	0.0
Transfers	0.0	0.0	0.0	0.0

<b>Expenditure Categories Total:</b>	73.6	73.6	0.0	73.6
--------------------------------------	------	------	-----	------

<b>Fund DT2226-A Total:</b>	73.6	73.6	0.0	73.6
-----------------------------	------	------	-----	------

## Program Group Summary of Expenditures and Budget Request for Selected Funds

<b>Agency:</b>	Department of Transportation
<b>Program:</b>	Motor Vehicle Division

	FY 2022 Actual	FY 2023 Expd. Plan	FY 2024 Fund. Issue	FY 2024 Total Request
--	-------------------	-----------------------	------------------------	--------------------------

**Fund:** DT2272-A Vehicle Inspection and Certificate of Title Enforcement Fund (Appropriated)

### Program Expenditures

#### COST CENTER/PROGRAM BUDGET UNIT

3-1	Customer Services	0.0	0.0	5.7	5.7
3-2	Motor Vehicle Enforcement Services	1,833.7	2,000.6	(753.7)	1,246.9
3-5	SLI Authorized Third Parties	89.4	93.2	0.0	93.2
Total		1,923.1	2,093.8	(748.0)	1,345.8

### Appropriated Funding

#### Expenditure Categories

FTE Positions	23.0	0.0	0.0	0.0
Personal Services	1,287.8	1,344.7	(495.9)	848.8
Employee Related Expenses	577.0	664.4	(252.1)	412.3
Professional and Outside Services	0.0	0.0	0.0	0.0
Travel In-State	0.9	1.5	0.0	1.5
Travel Out of State	0.5	0.0	0.0	0.0
Food	0.0	0.0	0.0	0.0
Aid to Organizations and Individuals	0.0	0.0	0.0	0.0
Other Operating Expenses	50.6	80.2	0.0	80.2
Equipment	6.3	3.0	0.0	3.0
Capital Outlay	0.0	0.0	0.0	0.0
Debt Service	0.0	0.0	0.0	0.0
Cost Allocation	0.0	0.0	0.0	0.0
Transfers	0.0	0.0	0.0	0.0

**Expenditure Categories Total:** 1,923.1 2,093.8 (748.0) 1,345.8

**Fund DT2272-A Total:** 1,923.1 2,093.8 (748.0) 1,345.8



## Program Group Summary of Expenditures and Budget Request for Selected Funds

<b>Agency:</b>	Department of Transportation
<b>Program:</b>	Motor Vehicle Division

	FY 2022 Actual	FY 2023 Expd. Plan	FY 2024 Fund. Issue	FY 2024 Total Request
--	-------------------	-----------------------	------------------------	--------------------------

<b>Fund:</b>	DT2285-A Motor Vehicle Liability Insurance Enforcement Fund (Appropriated)
--------------	--

### Program Expenditures

#### COST CENTER/PROGRAM BUDGET UNIT

3-1	Customer Services	732.0	770.4	49.7	820.1
3-2	Motor Vehicle Enforcement Services	911.7	1,327.6	(1,100.6)	227.0
3-5	SLI Authorized Third Parties	98.6	103.0	0.0	103.0
3-6	SLI Driver License Security Software	0.0	2,100.0	(2,100.0)	0.0
Total		1,742.3	4,301.0	(3,150.9)	1,150.1

### Appropriated Funding

#### Expenditure Categories

FTE Positions	24.0	0.0	0.0	0.0
Personal Services	911.5	974.4	(428.3)	546.1
Employee Related Expenses	403.1	568.0	(272.6)	295.4
Professional and Outside Services	4.6	2,100.0	0.0	2,100.0
Travel In-State	1.5	1.4	0.0	1.4
Travel Out of State	0.3	0.0	0.0	0.0
Food	0.0	0.0	0.0	0.0
Aid to Organizations and Individuals	0.0	0.0	0.0	0.0
Other Operating Expenses	413.4	307.2	(2,100.0)	(1,792.8)
Equipment	7.9	0.0	0.0	0.0
Capital Outlay	0.0	0.0	0.0	0.0
Debt Service	0.0	0.0	0.0	0.0
Cost Allocation	0.0	0.0	0.0	0.0
Transfers	0.0	350.0	(350.0)	0.0

<b>Expenditure Categories Total:</b>	1,742.3	4,301.0	(3,150.9)	1,150.1
--------------------------------------	---------	---------	-----------	---------

<b>Fund DT2285-A Total:</b>	1,742.3	4,301.0	(3,150.9)	1,150.1
-----------------------------	---------	---------	-----------	---------

## Program Group Summary of Expenditures and Budget Request for Selected Funds

<b>Agency:</b>	Department of Transportation
<b>Program:</b>	Motor Vehicle Division

	FY 2022 Actual	FY 2023 Expd. Plan	FY 2024 Fund. Issue	FY 2024 Total Request
--	-------------------	-----------------------	------------------------	--------------------------

<b>Fund:</b>	DT2380-N Motor Carrier Safety Revolving Fund (Non-Appropriated)
--------------	---

### Program Expenditures

#### COST CENTER/PROGRAM BUDGET UNIT

3-2	Motor Vehicle Enforcement Services	0.0	0.5	0.0	0.5
	Total	0.0	0.5	0.0	0.5

### Non-Appropriated Funding

#### Expenditure Categories

Personal Services	0.0	0.0	0.0	0.0
Employee Related Expenses	0.0	0.0	0.0	0.0
Professional and Outside Services	0.0	0.0	0.0	0.0
Travel In-State	0.0	0.0	0.0	0.0
Travel Out of State	0.0	0.0	0.0	0.0
Food	0.0	0.0	0.0	0.0
Aid to Organizations and Individuals	0.0	0.0	0.0	0.0
Other Operating Expenses	0.0	0.0	0.0	0.0
Equipment	0.0	0.5	0.0	0.5
Capital Outlay	0.0	0.0	0.0	0.0
Debt Service	0.0	0.0	0.0	0.0
Cost Allocation	0.0	0.0	0.0	0.0
Transfers	0.0	0.0	0.0	0.0

<b>Expenditure Categories Total:</b>	0.0	0.5	0.0	0.5
--------------------------------------	-----	-----	-----	-----

<b>Fund DT2380-N Total:</b>	0.0	0.5	0.0	0.5
-----------------------------	-----	-----	-----	-----

## Program Group Summary of Expenditures and Budget Request for Selected Funds

<b>Agency:</b>	Department of Transportation
<b>Program:</b>	Motor Vehicle Division

	FY 2022 Actual	FY 2023 Expd. Plan	FY 2024 Fund. Issue	FY 2024 Total Request
--	-------------------	-----------------------	------------------------	--------------------------

**Fund:** DT2414-N Shared Location & Advertisement Agreement Expense (Non-Appropriated)

### Program Expenditures

COST CENTER/PROGRAM BUDGET UNIT

3-1	Customer Services	0.1	0.0	0.0	0.0
	Total	0.1	0.0	0.0	0.0

### Non-Appropriated Funding

#### Expenditure Categories

Personal Services	0.0	0.0	0.0	0.0
Employee Related Expenses	0.0	0.0	0.0	0.0
Professional and Outside Services	0.0	0.0	0.0	0.0
Travel In-State	0.0	0.0	0.0	0.0
Travel Out of State	0.0	0.0	0.0	0.0
Food	0.0	0.0	0.0	0.0
Aid to Organizations and Individuals	0.0	0.0	0.0	0.0
Other Operating Expenses	0.1	0.0	0.0	0.0
Equipment	0.0	0.0	0.0	0.0
Capital Outlay	0.0	0.0	0.0	0.0
Debt Service	0.0	0.0	0.0	0.0
Cost Allocation	0.0	0.0	0.0	0.0
Transfers	0.0	0.0	0.0	0.0

<b>Expenditure Categories Total:</b>	0.1	0.0	0.0	0.0
--------------------------------------	-----	-----	-----	-----

<b>Fund DT2414-N Total:</b>	0.1	0.0	0.0	0.0
-----------------------------	-----	-----	-----	-----

## Program Group Summary of Expenditures and Budget Request for Selected Funds

<b>Agency:</b>	Department of Transportation
<b>Program:</b>	Motor Vehicle Division

	FY 2022 Actual	FY 2023 Expd. Plan	FY 2024 Fund. Issue	FY 2024 Total Request
--	-------------------	-----------------------	------------------------	--------------------------

<b>Fund:</b>	DT2500-N IGA and ISA Fund (Non-Appropriated)
--------------	--

### Program Expenditures

#### COST CENTER/PROGRAM BUDGET UNIT

3-1	Customer Services	421.3	0.0	0.0	0.0
	Total	421.3	0.0	0.0	0.0

### Non-Appropriated Funding

#### Expenditure Categories

Personal Services	0.0	0.0	0.0	0.0
Employee Related Expenses	0.0	0.0	0.0	0.0
Professional and Outside Services	421.3	0.0	0.0	0.0
Travel In-State	0.0	0.0	0.0	0.0
Travel Out of State	0.0	0.0	0.0	0.0
Food	0.0	0.0	0.0	0.0
Aid to Organizations and Individuals	0.0	0.0	0.0	0.0
Other Operating Expenses	0.0	0.0	0.0	0.0
Equipment	0.0	0.0	0.0	0.0
Capital Outlay	0.0	0.0	0.0	0.0
Debt Service	0.0	0.0	0.0	0.0
Cost Allocation	0.0	0.0	0.0	0.0
Transfers	0.0	0.0	0.0	0.0

<b>Expenditure Categories Total:</b>	421.3	0.0	0.0	0.0
--------------------------------------	-------	-----	-----	-----

<b>Fund DT2500-N Total:</b>	421.3	0.0	0.0	0.0
-----------------------------	-------	-----	-----	-----

## Program Group Summary of Expenditures and Budget Request for Selected Funds

<b>Agency:</b>	Department of Transportation
<b>Program:</b>	Motor Vehicle Division

	FY 2022 Actual	FY 2023 Expd. Plan	FY 2024 Fund. Issue	FY 2024 Total Request
--	-------------------	-----------------------	------------------------	--------------------------

<b>Fund:</b>	DT2650-N Statewide Special Plates Fund (Non-Appropriated)
--------------	---

### Program Expenditures

#### COST CENTER/PROGRAM BUDGET UNIT

3-1	Customer Services	5,232.7	5,756.0	0.0	5,756.0
	Total	5,232.7	5,756.0	0.0	5,756.0

### Non-Appropriated Funding

#### Expenditure Categories

Personal Services	0.0	0.0	0.0	0.0
Employee Related Expenses	0.0	0.0	0.0	0.0
Professional and Outside Services	0.0	0.0	0.0	0.0
Travel In-State	0.0	0.0	0.0	0.0
Travel Out of State	0.0	0.0	0.0	0.0
Food	0.0	0.0	0.0	0.0
Aid to Organizations and Individuals	5,232.7	5,756.0	0.0	5,756.0
Other Operating Expenses	0.0	0.0	0.0	0.0
Equipment	0.0	0.0	0.0	0.0
Capital Outlay	0.0	0.0	0.0	0.0
Debt Service	0.0	0.0	0.0	0.0
Cost Allocation	0.0	0.0	0.0	0.0
Transfers	0.0	0.0	0.0	0.0

<b>Expenditure Categories Total:</b>	5,232.7	5,756.0	0.0	5,756.0
--------------------------------------	---------	---------	-----	---------

<b>Fund DT2650-N Total:</b>	5,232.7	5,756.0	0.0	5,756.0
-----------------------------	---------	---------	-----	---------

## Program Group Summary of Expenditures and Budget Request for Selected Funds

<b>Agency:</b>	Department of Transportation
<b>Program:</b>	Motor Vehicle Division

	FY 2022 Actual	FY 2023 Expd. Plan	FY 2024 Fund. Issue	FY 2024 Total Request
--	-------------------	-----------------------	------------------------	--------------------------

**Fund:** DT2985-N ADOT Coronavirus State and Local Fiscal Recovery Fund (Non-Appropriated)

### Program Expenditures

#### COST CENTER/PROGRAM BUDGET UNIT

3-2	Motor Vehicle Enforcement Services	879.0	0.0	0.0	0.0
	Total	879.0	0.0	0.0	0.0

### Non-Appropriated Funding

#### Expenditure Categories

Personal Services	727.3	0.0	0.0	0.0
Employee Related Expenses	151.7	0.0	0.0	0.0
Professional and Outside Services	0.0	0.0	0.0	0.0
Travel In-State	0.0	0.0	0.0	0.0
Travel Out of State	0.0	0.0	0.0	0.0
Food	0.0	0.0	0.0	0.0
Aid to Organizations and Individuals	0.0	0.0	0.0	0.0
Other Operating Expenses	0.0	0.0	0.0	0.0
Equipment	0.0	0.0	0.0	0.0
Capital Outlay	0.0	0.0	0.0	0.0
Debt Service	0.0	0.0	0.0	0.0
Cost Allocation	0.0	0.0	0.0	0.0
Transfers	0.0	0.0	0.0	0.0

**Expenditure Categories Total:** 879.0 0.0 0.0 0.0

**Fund DT2985-N Total:** 879.0 0.0 0.0 0.0

## Program Group Summary of Expenditures and Budget Request for Selected Funds

<b>Agency:</b>	Department of Transportation
<b>Program:</b>	Motor Vehicle Division

	FY 2022 Actual	FY 2023 Expd. Plan	FY 2024 Fund. Issue	FY 2024 Total Request
--	-------------------	-----------------------	------------------------	--------------------------

<b>Fund:</b>	DT3113-A Highway User Revenue Fund (Appropriated)
--------------	---

### Program Expenditures

#### COST CENTER/PROGRAM BUDGET UNIT

3-1	Customer Services	0.0	0.0	4.8	4.8
3-2	Motor Vehicle Enforcement Services	442.2	573.1	47.9	621.0
3-5	SLI Authorized Third Parties	205.1	252.1	0.0	252.1
	Total	647.3	825.2	52.7	877.9

### Appropriated Funding

#### Expenditure Categories

FTE Positions	7.0	0.0	0.0	0.0
Personal Services	367.8	387.4	43.0	430.4
Employee Related Expenses	157.6	361.2	9.7	370.9
Professional and Outside Services	0.0	16.0	0.0	16.0
Travel In-State	0.2	1.5	0.0	1.5
Travel Out of State	0.0	0.0	0.0	0.0
Food	0.0	0.0	0.0	0.0
Aid to Organizations and Individuals	0.0	0.0	0.0	0.0
Other Operating Expenses	121.7	59.1	0.0	59.1
Equipment	0.0	0.0	0.0	0.0
Capital Outlay	0.0	0.0	0.0	0.0
Debt Service	0.0	0.0	0.0	0.0
Cost Allocation	0.0	0.0	0.0	0.0
Transfers	0.0	0.0	0.0	0.0

<b>Expenditure Categories Total:</b>	647.3	825.2	52.7	877.9
--------------------------------------	-------	-------	------	-------

<b>Fund DT3113-A Total:</b>	647.3	825.2	52.7	877.9
-----------------------------	-------	-------	------	-------

<b>Program 3 Total:</b>	111,788.4	125,888.1	6,547.0	132,435.1
-------------------------	-----------	-----------	---------	-----------

## Program Budget Unit Summary of Expenditures and Budget Request for All Funds

<b>Agency:</b>	Department of Transportation
<b>Program:</b>	Customer Services

Expenditure Categories		FY 2022	FY 2023	FY 2024	FY 2024
		Actual	Expd. Plan	Fund. Issue	Total Request
0000	FTE	845.8	0.0	0.0	0.0
6000	Personal Services	32,749.0	32,240.2	2,676.7	34,916.9
6100	Employee Related Expenses	14,399.9	18,684.6	455.2	19,139.8
6200	Professional and Outside Services	1,693.9	1,303.0	0.0	1,303.0
6500	Travel In-State	100.3	77.2	0.0	77.2
6600	Travel Out of State	6.3	4.2	0.0	4.2
6700	Food	0.0	0.0	0.0	0.0
6800	Aid to Organizations and Individuals	5,232.7	5,756.0	0.0	5,756.0
7000	Other Operating Expenses	28,736.8	35,614.7	653.1	36,267.8
8000	Equipment	139.3	32.2	0.0	32.2
8100	Capital Outlay	18.8	36.7	0.0	36.7
8600	Debt Service	0.0	0.0	0.0	0.0
9000	Cost Allocation	0.0	0.0	0.0	0.0
9100	Transfers	0.0	0.0	0.0	0.0
Expenditure Categories Total:		83,077.0	93,748.8	3,785.0	97,533.8
Fund Source					
Appropriated Funds					
DT2030-A	State Highway Fund (Appropriated)	69,464.5	81,185.2	3,724.8	84,910.0
DT2208-A	Ignition Interlock Device Fund (Appropriated)	339.4	363.6	0.0	363.6
DT2226-A	Air Quality Fund (Appropriated)	73.6	73.6	0.0	73.6
DT2272-A	Vehicle Inspection and Certificate of Title Enforce	0.0	0.0	5.7	5.7
DT2285-A	Motor Vehicle Liability Insurance Enforcement Fun	732.0	770.4	49.7	820.1
DT3113-A	Highway User Revenue Fund (Appropriated)	0.0	0.0	4.8	4.8
		70,609.5	82,392.8	3,785.0	86,177.8
Non-Appropriated Funds					
DT2030-N	State Highway Fund (Non-Appropriated)	5,807.2	4,600.0	0.0	4,600.0
DT2150-N	Abandoned Vehicles Administration Fund (Non-App	1,006.2	1,000.0	0.0	1,000.0
DT2414-N	Shared Location & Advertisement Agreement Exp	0.1	0.0	0.0	0.0
DT2500-N	IGA and ISA Fund (Non-Appropriated)	421.3	0.0	0.0	0.0
DT2650-N	Statewide Special Plates Fund (Non-Appropriated)	5,232.7	5,756.0	0.0	5,756.0
		12,467.5	11,356.0	0.0	11,356.0
Fund Source Total:		83,077.0	93,748.8	3,785.0	97,533.8



## Program Budget Unit Summary of Expenditures and Budget Request for Selected Funds

**Agency:** Department of Transportation

FY 2022 Actual	FY 2023 Expd. Plan	FY 2024 Fund. Issue	FY 2024 Total Request
-------------------	-----------------------	------------------------	--------------------------

**Program:** Customer Services

**Fund:** DT2030-A State Highway Fund

**Appropriated**

0000 FTE	829.8	0.0	0.0	0.0
6000 Personal Services	32,244.6	31,667.7	2,627.5	34,295.2
6100 Employee Related Expenses	14,164.7	18,361.2	444.2	18,805.4
6200 Professional and Outside Services	1,268.9	1,303.0	0.0	1,303.0
6500 Travel In-State	100.3	77.2	0.0	77.2
6600 Travel Out of State	6.1	4.2	0.0	4.2
6700 Food	0.0	0.0	0.0	0.0
6800 Aid to Organizations and Individuals	0.0	0.0	0.0	0.0
7000 Other Operating Expenses	21,521.8	29,703.0	653.1	30,356.1
8000 Equipment	139.3	32.2	0.0	32.2
8100 Capital Outlay	18.8	36.7	0.0	36.7
8600 Debt Service	0.0	0.0	0.0	0.0
9000 Cost Allocation	0.0	0.0	0.0	0.0
9100 Transfers	0.0	0.0	0.0	0.0

<b>Appropriated Total:</b>	69,464.5	81,185.2	3,724.8	84,910.0
----------------------------	----------	----------	---------	----------

<b>Fund Total:</b>	69,464.5	81,185.2	3,724.8	84,910.0
--------------------	----------	----------	---------	----------

**Fund:** DT2030-N State Highway Fund

**Non-Appropriated**

6000 Personal Services	0.0	0.0	0.0	0.0
6100 Employee Related Expenses	0.0	0.0	0.0	0.0
6200 Professional and Outside Services	0.0	0.0	0.0	0.0
6500 Travel In-State	0.0	0.0	0.0	0.0
6600 Travel Out of State	0.0	0.0	0.0	0.0
6700 Food	0.0	0.0	0.0	0.0
6800 Aid to Organizations and Individuals	0.0	0.0	0.0	0.0
7000 Other Operating Expenses	5,807.2	4,600.0	0.0	4,600.0
8000 Equipment	0.0	0.0	0.0	0.0
8100 Capital Outlay	0.0	0.0	0.0	0.0

## Program Budget Unit Summary of Expenditures and Budget Request for Selected Funds

**Agency:** Department of Transportation

FY 2022 Actual	FY 2023 Expd. Plan	FY 2024 Fund. Issue	FY 2024 Total Request
-------------------	-----------------------	------------------------	--------------------------

**Program:** Customer Services

**Fund:** DT2030-N State Highway Fund

**Non-Appropriated**

8600 Debt Service	0.0	0.0	0.0	0.0
9000 Cost Allocation	0.0	0.0	0.0	0.0
9100 Transfers	0.0	0.0	0.0	0.0

<b>Non-Appropriated Total:</b>	5,807.2	4,600.0	0.0	4,600.0
--------------------------------	---------	---------	-----	---------

<b>Fund Total:</b>	5,807.2	4,600.0	0.0	4,600.0
--------------------	---------	---------	-----	---------

**Fund:** DT2150-N Abandoned Vehicles Administration Fund

**Non-Appropriated**

6000 Personal Services	0.0	0.0	0.0	0.0
6100 Employee Related Expenses	0.0	0.0	0.0	0.0
6200 Professional and Outside Services	0.0	0.0	0.0	0.0
6500 Travel In-State	0.0	0.0	0.0	0.0
6600 Travel Out of State	0.0	0.0	0.0	0.0
6700 Food	0.0	0.0	0.0	0.0
6800 Aid to Organizations and Individuals	0.0	0.0	0.0	0.0
7000 Other Operating Expenses	1,006.2	1,000.0	0.0	1,000.0
8000 Equipment	0.0	0.0	0.0	0.0
8100 Capital Outlay	0.0	0.0	0.0	0.0
8600 Debt Service	0.0	0.0	0.0	0.0
9000 Cost Allocation	0.0	0.0	0.0	0.0
9100 Transfers	0.0	0.0	0.0	0.0

<b>Non-Appropriated Total:</b>	1,006.2	1,000.0	0.0	1,000.0
--------------------------------	---------	---------	-----	---------

<b>Fund Total:</b>	1,006.2	1,000.0	0.0	1,000.0
--------------------	---------	---------	-----	---------

**Fund:** DT2208-A Ignition Interlock Device Fund

**Appropriated**

0000 FTE	4.0	0.0	0.0	0.0
6000 Personal Services	226.4	236.6	0.0	236.6
6100 Employee Related Expenses	111.5	125.5	0.0	125.5

## Program Budget Unit Summary of Expenditures and Budget Request for Selected Funds

**Agency:** Department of Transportation

FY 2022 Actual	FY 2023 Expd. Plan	FY 2024 Fund. Issue	FY 2024 Total Request
-------------------	-----------------------	------------------------	--------------------------

**Program:** Customer Services

**Fund:** DT2208-A Ignition Interlock Device Fund

**Appropriated**

6200 Professional and Outside Services	0.0	0.0	0.0	0.0
6500 Travel In-State	0.0	0.0	0.0	0.0
6600 Travel Out of State	0.2	0.0	0.0	0.0
6700 Food	0.0	0.0	0.0	0.0
6800 Aid to Organizations and Individuals	0.0	0.0	0.0	0.0
7000 Other Operating Expenses	1.3	1.5	0.0	1.5
8000 Equipment	0.0	0.0	0.0	0.0
8100 Capital Outlay	0.0	0.0	0.0	0.0
8600 Debt Service	0.0	0.0	0.0	0.0
9000 Cost Allocation	0.0	0.0	0.0	0.0
9100 Transfers	0.0	0.0	0.0	0.0

<b>Appropriated Total:</b>	339.4	363.6	0.0	363.6
----------------------------	-------	-------	-----	-------

<b>Fund Total:</b>	339.4	363.6	0.0	363.6
--------------------	-------	-------	-----	-------

**Fund:** DT2226-A Air Quality Fund

**Appropriated**

6000 Personal Services	0.0	0.0	0.0	0.0
6100 Employee Related Expenses	0.0	0.0	0.0	0.0
6200 Professional and Outside Services	0.0	0.0	0.0	0.0
6500 Travel In-State	0.0	0.0	0.0	0.0
6600 Travel Out of State	0.0	0.0	0.0	0.0
6700 Food	0.0	0.0	0.0	0.0
6800 Aid to Organizations and Individuals	0.0	0.0	0.0	0.0
7000 Other Operating Expenses	73.6	73.6	0.0	73.6
8000 Equipment	0.0	0.0	0.0	0.0
8100 Capital Outlay	0.0	0.0	0.0	0.0
8600 Debt Service	0.0	0.0	0.0	0.0
9000 Cost Allocation	0.0	0.0	0.0	0.0
9100 Transfers	0.0	0.0	0.0	0.0

## Program Budget Unit Summary of Expenditures and Budget Request for Selected Funds

**Agency:** Department of Transportation

FY 2022 Actual	FY 2023 Expd. Plan	FY 2024 Fund. Issue	FY 2024 Total Request
-------------------	-----------------------	------------------------	--------------------------

**Program:** Customer Services

**Fund:** DT2226-A Air Quality Fund

**Appropriated**

**Appropriated Total:**

73.6	73.6	0.0	73.6
------	------	-----	------

**Fund Total:**

73.6	73.6	0.0	73.6
------	------	-----	------

**Fund:** DT2272-A Vehicle Inspection and Certificate of Title Enforcement Fund

**Appropriated**

0000	FTE	1.0	0.0	0.0	0.0
6000	Personal Services	0.0	0.0	4.7	4.7
6100	Employee Related Expenses	0.0	0.0	1.0	1.0
6200	Professional and Outside Services	0.0	0.0	0.0	0.0
6500	Travel In-State	0.0	0.0	0.0	0.0
6600	Travel Out of State	0.0	0.0	0.0	0.0
6700	Food	0.0	0.0	0.0	0.0
6800	Aid to Organizations and Individuals	0.0	0.0	0.0	0.0
7000	Other Operating Expenses	0.0	0.0	0.0	0.0
8000	Equipment	0.0	0.0	0.0	0.0
8100	Capital Outlay	0.0	0.0	0.0	0.0
8600	Debt Service	0.0	0.0	0.0	0.0
9000	Cost Allocation	0.0	0.0	0.0	0.0
9100	Transfers	0.0	0.0	0.0	0.0

**Appropriated Total:**

0.0	0.0	5.7	5.7
-----	-----	-----	-----

**Fund Total:**

0.0	0.0	5.7	5.7
-----	-----	-----	-----

**Fund:** DT2285-A Motor Vehicle Liability Insurance Enforcement Fund

**Appropriated**

0000	FTE	10.0	0.0	0.0	0.0
6000	Personal Services	278.0	335.9	40.6	376.5
6100	Employee Related Expenses	123.7	197.9	9.1	207.0
6200	Professional and Outside Services	3.7	0.0	0.0	0.0
6500	Travel In-State	0.0	0.0	0.0	0.0
6600	Travel Out of State	0.0	0.0	0.0	0.0

## Program Budget Unit Summary of Expenditures and Budget Request for Selected Funds

**Agency:** Department of Transportation

FY 2022 Actual	FY 2023 Expd. Plan	FY 2024 Fund. Issue	FY 2024 Total Request
-------------------	-----------------------	------------------------	--------------------------

**Program:** Customer Services

**Fund:** DT2285-A Motor Vehicle Liability Insurance Enforcement Fund

**Appropriated**

6700 Food	0.0	0.0	0.0	0.0
6800 Aid to Organizations and Individuals	0.0	0.0	0.0	0.0
7000 Other Operating Expenses	326.6	236.6	0.0	236.6
8000 Equipment	0.0	0.0	0.0	0.0
8100 Capital Outlay	0.0	0.0	0.0	0.0
8600 Debt Service	0.0	0.0	0.0	0.0
9000 Cost Allocation	0.0	0.0	0.0	0.0
9100 Transfers	0.0	0.0	0.0	0.0

<b>Appropriated Total:</b>	732.0	770.4	49.7	820.1
----------------------------	-------	-------	------	-------

<b>Fund Total:</b>	732.0	770.4	49.7	820.1
--------------------	-------	-------	------	-------

**Fund:** DT2414-N Shared Location & Advertisement Agreement Expense

**Non-Appropriated**

6000 Personal Services	0.0	0.0	0.0	0.0
6100 Employee Related Expenses	0.0	0.0	0.0	0.0
6200 Professional and Outside Services	0.0	0.0	0.0	0.0
6500 Travel In-State	0.0	0.0	0.0	0.0
6600 Travel Out of State	0.0	0.0	0.0	0.0
6700 Food	0.0	0.0	0.0	0.0
6800 Aid to Organizations and Individuals	0.0	0.0	0.0	0.0
7000 Other Operating Expenses	0.1	0.0	0.0	0.0
8000 Equipment	0.0	0.0	0.0	0.0
8100 Capital Outlay	0.0	0.0	0.0	0.0
8600 Debt Service	0.0	0.0	0.0	0.0
9000 Cost Allocation	0.0	0.0	0.0	0.0
9100 Transfers	0.0	0.0	0.0	0.0

<b>Non-Appropriated Total:</b>	0.1	0.0	0.0	0.0
--------------------------------	-----	-----	-----	-----

<b>Fund Total:</b>	0.1	0.0	0.0	0.0
--------------------	-----	-----	-----	-----

## Program Budget Unit Summary of Expenditures and Budget Request for Selected Funds

**Agency:** Department of Transportation

FY 2022 Actual	FY 2023 Expd. Plan	FY 2024 Fund. Issue	FY 2024 Total Request
-------------------	-----------------------	------------------------	--------------------------

**Program:** Customer Services

**Fund:** DT2500-N IGA and ISA Fund

**Non-Appropriated**

6000 Personal Services	0.0	0.0	0.0	0.0
6100 Employee Related Expenses	0.0	0.0	0.0	0.0
6200 Professional and Outside Services	421.3	0.0	0.0	0.0
6500 Travel In-State	0.0	0.0	0.0	0.0
6600 Travel Out of State	0.0	0.0	0.0	0.0
6700 Food	0.0	0.0	0.0	0.0
6800 Aid to Organizations and Individuals	0.0	0.0	0.0	0.0
7000 Other Operating Expenses	0.0	0.0	0.0	0.0
8000 Equipment	0.0	0.0	0.0	0.0
8100 Capital Outlay	0.0	0.0	0.0	0.0
8600 Debt Service	0.0	0.0	0.0	0.0
9000 Cost Allocation	0.0	0.0	0.0	0.0
9100 Transfers	0.0	0.0	0.0	0.0

<b>Non-Appropriated Total:</b>	421.3	0.0	0.0	0.0
--------------------------------	-------	-----	-----	-----

<b>Fund Total:</b>	421.3	0.0	0.0	0.0
--------------------	-------	-----	-----	-----

**Fund:** DT2650-N Statewide Special Plates Fund

**Non-Appropriated**

6000 Personal Services	0.0	0.0	0.0	0.0
6100 Employee Related Expenses	0.0	0.0	0.0	0.0
6200 Professional and Outside Services	0.0	0.0	0.0	0.0
6500 Travel In-State	0.0	0.0	0.0	0.0
6600 Travel Out of State	0.0	0.0	0.0	0.0
6700 Food	0.0	0.0	0.0	0.0
6800 Aid to Organizations and Individuals	5,232.7	5,756.0	0.0	5,756.0
7000 Other Operating Expenses	0.0	0.0	0.0	0.0
8000 Equipment	0.0	0.0	0.0	0.0
8100 Capital Outlay	0.0	0.0	0.0	0.0

## Program Budget Unit Summary of Expenditures and Budget Request for Selected Funds

<b>Agency:</b> Department of Transportation					
		<b>FY 2022</b>	<b>FY 2023</b>	<b>FY 2024</b>	<b>FY 2024</b>
		<b>Actual</b>	<b>Expd. Plan</b>	<b>Fund. Issue</b>	<b>Total Request</b>
<b>Program:</b> Customer Services					
<b>Fund:</b> DT2650-N Statewide Special Plates Fund					
<b>Non-Appropriated</b>					
8600	Debt Service	0.0	0.0	0.0	0.0
9000	Cost Allocation	0.0	0.0	0.0	0.0
9100	Transfers	0.0	0.0	0.0	0.0
<b>Non-Appropriated Total:</b>		5,232.7	5,756.0	0.0	5,756.0
<b>Fund Total:</b>		5,232.7	5,756.0	0.0	5,756.0
<b>Fund:</b> DT3113-A Highway User Revenue Fund					
<b>Appropriated</b>					
0000	FTE	1.0	0.0	0.0	0.0
6000	Personal Services	0.0	0.0	3.9	3.9
6100	Employee Related Expenses	0.0	0.0	0.9	0.9
6200	Professional and Outside Services	0.0	0.0	0.0	0.0
6500	Travel In-State	0.0	0.0	0.0	0.0
6600	Travel Out of State	0.0	0.0	0.0	0.0
6700	Food	0.0	0.0	0.0	0.0
6800	Aid to Organizations and Individuals	0.0	0.0	0.0	0.0
7000	Other Operating Expenses	0.0	0.0	0.0	0.0
8000	Equipment	0.0	0.0	0.0	0.0
8100	Capital Outlay	0.0	0.0	0.0	0.0
8600	Debt Service	0.0	0.0	0.0	0.0
9000	Cost Allocation	0.0	0.0	0.0	0.0
9100	Transfers	0.0	0.0	0.0	0.0
<b>Appropriated Total:</b>		0.0	0.0	4.8	4.8
<b>Fund Total:</b>		0.0	0.0	4.8	4.8
<b>Program Total For Selected Funds:</b>		83,077.0	93,748.8	3,785.0	97,533.8

## Program Expenditure Schedule

<b>Agency:</b>	<b>Department of Transportation</b>
<b>Program:</b>	<b>Customer Services</b>

	<b>FY 2022 Actual</b>	<b>FY 2023 Expd. Plan</b>
FTE	845.8	0.0
<b>Expenditure Category Total</b>	<b>845.8</b>	<b>0.0</b>
<b>Appropriated</b>		
DT2030-A State Highway Fund (Appropriated)	829.8	0.0
DT2208-A Ignition Interlock Device Fund (Appropriated)	4.0	0.0
DT2272-A Vehicle Inspection and Certificate of Title Enforcement Fu	1.0	0.0
DT2285-A Motor Vehicle Liability Insurance Enforcement Fund (Appr	10.0	0.0
DT3113-A Highway User Revenue Fund (Appropriated)	1.0	0.0
	<b>845.8</b>	<b>0.0</b>
<b>Fund Source Total</b>	<b>845.8</b>	<b>0.0</b>
Personal Services	32,749.0	32,240.2
Boards and Commissions	0.0	0.0
<b>Expenditure Category Total</b>	<b>32,749.0</b>	<b>32,240.2</b>
<b>Appropriated</b>		
DT2030-A State Highway Fund (Appropriated)	32,244.6	31,667.7
DT2208-A Ignition Interlock Device Fund (Appropriated)	226.4	236.6
DT2285-A Motor Vehicle Liability Insurance Enforcement Fund (Appr	278.0	335.9
	<b>32,749.0</b>	<b>32,240.2</b>
<b>Fund Source Total</b>	<b>32,749.0</b>	<b>32,240.2</b>
Employee Related Expenses	14,399.9	18,684.6
<b>Expenditure Category Total</b>	<b>14,399.9</b>	<b>18,684.6</b>
<b>Appropriated</b>		
DT2030-A State Highway Fund (Appropriated)	14,164.7	18,361.2
DT2208-A Ignition Interlock Device Fund (Appropriated)	111.5	125.5
DT2285-A Motor Vehicle Liability Insurance Enforcement Fund (Appr	123.7	197.9
	<b>14,399.9</b>	<b>18,684.6</b>
<b>Fund Source Total</b>	<b>14,399.9</b>	<b>18,684.6</b>
Professional and Outside Services		1,303.0
External Prof/Outside Serv Budg And Appn	0.0	
External Investment Services	0.0	
Other External Financial Services	0.0	
Attorney General Legal Services	0.0	
External Legal Services	0.1	
External Engineer/Architect Cost - Exp	0.0	
External Engineer/Architect Cost- Cap	0.0	
Other Design	0.0	
Temporary Agency Services	1,180.3	
Hospital Services	0.0	
Other Medical Services	1.8	
Institutional Care	0.0	
Education And Training	0.0	
Vendor Travel	8.1	
Professional & Outside Services Excluded from Cost Alloca	0.0	
Vendor Travel - Non Reportable	0.0	
External Telecom Consulting Services	0.0	
Costs related to those in custody of the State	0.0	
Non - Confidential Specialist Fees	0.0	



## Program Expenditure Schedule

<b>Agency:</b>	<b>Department of Transportation</b>
<b>Program:</b>	<b>Customer Services</b>

	<b>FY 2022 Actual</b>	<b>FY 2023 Expd. Plan</b>
Confidential Specialist Fees	0.0	
Outside Actuarial Costs	0.0	
Other Professional And Outside Services	503.6	
<b>Expenditure Category Total</b>	<b>1,693.9</b>	<b>1,303.0</b>
<b>Appropriated</b>		
DT2030-A State Highway Fund (Appropriated)	1,268.9	1,303.0
DT2226-A Air Quality Fund (Appropriated)	0.0	0.0
DT2285-A Motor Vehicle Liability Insurance Enforcement Fund (Appr	3.7	0.0
	<b>1,272.6</b>	<b>1,303.0</b>
<b>Non-Appropriated</b>		
DT2500-N IGA and ISA Fund (Non-Appropriated)	421.3	0.0
	<b>421.3</b>	<b>0.0</b>
<b>Fund Source Total</b>	<b>1,693.9</b>	<b>1,303.0</b>
<hr/>		
Travel In-State	100.3	77.2
<b>Expenditure Category Total</b>	<b>100.3</b>	<b>77.2</b>
<b>Appropriated</b>		
DT2030-A State Highway Fund (Appropriated)	100.3	77.2
	<b>100.3</b>	<b>77.2</b>
<b>Fund Source Total</b>	<b>100.3</b>	<b>77.2</b>
<hr/>		
Travel Out of State	6.3	4.2
<b>Expenditure Category Total</b>	<b>6.3</b>	<b>4.2</b>
<b>Appropriated</b>		
DT2030-A State Highway Fund (Appropriated)	6.1	4.2
DT2208-A Ignition Interlock Device Fund (Appropriated)	0.2	0.0
	<b>6.3</b>	<b>4.2</b>
<b>Fund Source Total</b>	<b>6.3</b>	<b>4.2</b>
<hr/>		
Food	0.0	0.0
<b>Expenditure Category Total</b>	<b>0.0</b>	<b>0.0</b>
<hr/>		
Aid to Organizations and Individuals	5,232.7	5,756.0
<b>Expenditure Category Total</b>	<b>5,232.7</b>	<b>5,756.0</b>
<b>Non-Appropriated</b>		
DT2650-N Statewide Special Plates Fund (Non-Appropriated)	5,232.7	5,756.0
	<b>5,232.7</b>	<b>5,756.0</b>
<b>Fund Source Total</b>	<b>5,232.7</b>	<b>5,756.0</b>
<hr/>		
Other Operating Expenses		35,614.7
Other Operating Expenditures Budg Approp	0.0	
Other Operating Expenditures Excluded from Cost Allocati	0.0	
Risk Management Charges To State Agency	0.0	
Risk Management Deductible - Indemnity	0.0	
Risk Management Deductible - Legal	0.0	
Risk Management Deductible - Medical	0.0	
Risk Management Deductible - Other	0.0	
Gen Liab- Non Physical-Taxable- Self Ins	0.0	
Gross Proceeds Payments To Attorneys	0.0	
General Liability- Non-Taxable- Self Ins	0.0	

## Program Expenditure Schedule

<b>Agency:</b>	<b>Department of Transportation</b>
<b>Program:</b>	<b>Customer Services</b>

	<u>FY 2022 Actual</u>	<u>FY 2023 Expd. Plan</u>
Medical Malpractice - Self-Insured	0.0	
Automobile Liability - Self Insured	0.0	
General Property Damage - Self- Insured	0.0	
Automobile Physical Damage-Self Insured	0.0	
Liability Insurance Premiums	0.0	
Property Insurance Premiums	0.0	
Workers Compensation Benefit Payments	0.0	
Self Insurance - Administrative Fees	0.0	
Self Insurance - Premiums	0.0	
Self Insurance - Claim Payments	0.0	
Self Insurance - Pharmacy Claims	0.0	
Premium Tax On Altcs	0.0	
Other Insurance-Related Charges	0.0	
Internal Service Data Processing	176.3	
Internal Service Data Proc- Pc/Lan	0.0	
External Programming-Mainframe/Legacy	0.0	
External Programming- Pc/Lan/Serv/Web	0.0	
External Data Entry	0.0	
Othr External Data Proc-Mainframe/Legacy	0.0	
Othr External Data Proc-Pc/Lan/Serv/Web	4,265.8	
Pmt for AFIS Development & Usage	0.0	
Internal Service Telecommunications	0.0	
External Telecom Long Distance-In-State	50.7	
External Telecom Long Distance-Out-State	0.0	
Other External Telecommunication Service	0.0	
Electricity	0.0	
Sanitation Waste Disposal	33.7	
Water	0.3	
Gas And Fuel Oil For Buildings	0.0	
Other Utilities	0.0	
Building Rent Charges To State Agencies	0.0	
Priv Lease To Own Bld Rent Chrgs To Agy	0.0	
Cert Of Part Bld Rent Chrgs To Agy	0.0	
Rental Of Land And Buildings	320.6	
Rental Of Computer Equipment	0.0	
Rental Of Other Machinery And Equipment	396.9	
Miscellaneous Rent	110.0	
Interest On Overdue Payments	0.0	
All Other Interest Payments	0.0	
Internal Acct/Budg/Financial Svcs	0.0	
Other Internal Services	0.0	
Repair And Maintenance - Buildings	1,055.0	
Repair And Maintenance - Vehicles	1,006.4	
Repair And Maint - Mainframe And Legacy	0.0	
Repair And Maint-Pc/Lan/Serv/Web	0.0	
Repair And Maintenance - Other Equipment	10.7	
Other Repair And Maintenance	0.0	
Software Support And Maintenance	671.2	
Uniforms	6.1	
Inmate Clothing	0.0	
Security Supplies	0.0	

## Program Expenditure Schedule

<b>Agency:</b>	<b>Department of Transportation</b>
<b>Program:</b>	<b>Customer Services</b>

	<u>FY 2022 Actual</u>	<u>FY 2023 Expd. Plan</u>
Office Supplies	502.5	
Computer Supplies	26.5	
Housekeeping Supplies	33.7	
Bedding And Bath Supplies	0.0	
Drugs And Medicine Supplies	0.0	
Medical Supplies	2.1	
Dental Supplies	0.0	
Automotive And Transportation Fuels	51.6	
Automotive Lubricants And Supplies	0.0	
Rpr And Maint Supplies-Not Auto Or Build	0.8	
Repair And Maintenance Supplies-Building	1.6	
Other Operating Supplies	15.3	
Publications	0.0	
Aggregate Withheld Or Paid Commissions	0.0	
Lottery Prizes	0.0	
Lottery Distribution Costs	0.0	
Material for Further Processing	0.0	
Other Resale Supplies	8,892.5	
Loss On Sales Of Capital Assets	0.0	
Loss on Sales of Investments	0.0	
Employee Tuition Reimbursement-Graduate	0.0	
Employee Tuition Reimb Under-Grad/Other	0.0	
Conference Registration-Attendance Fees	1.3	
Other Education And Training Costs	1.2	
Advertising	3.6	
Sponsorships	0.0	
Internal Printing	0.0	
External Printing	3,248.3	
Photography	0.0	
Postage And Delivery	6,799.2	
Document shredding and Destruction Services	35.7	
Translation and Sign Language Services	4.3	
Distribution To State Universities	0.0	
Other Intrastate Distributions	0.0	
Awards	0.0	
Entertainment And Promotional Items	0.0	
Dues	736.5	
Books- Subscriptions And Publications	23.1	
Costs For Digital Image Or Microfilm	0.0	
Revolving Fund Advances	0.0	
Credit Card Fees Over Approved Limit	0.0	
Relief Bill Expenditures	0.0	
Surplus Property Distr To State Agencies	0.0	
Security Services	0.0	
Judgments - Damages	0.0	
ICA Payments to Claimants Confidential	0.0	
Jdgmnt-Confidential Restitution To Indiv	0.0	
Judgments - Non-Confidential Restitution	0.0	
Judgments - Punitive And Compensatory	0.0	
Pmts Made to Resolve/Disputes/Avoid Costs of Litigation	0.0	
Pmts For Contracted State Inmate Labor	206.6	

## Program Expenditure Schedule

<b>Agency:</b>	<b>Department of Transportation</b>
<b>Program:</b>	<b>Customer Services</b>

	<b>FY 2022 Actual</b>	<b>FY 2023 Expd. Plan</b>
Payments To State Inmates	0.0	
Bad Debt Expense	0.0	
Interview Expense	0.0	
Employee Relocations-Nontaxable	0.0	
Employee Relocations-Taxable	0.0	
Non-Confidential Invest/Legal/Law Enf	0.0	
Conf/Sensitive Invest/Legal/Undercover	0.0	
Fingerprinting, Background Checks, Etc.	0.0	
Other Miscellaneous Operating	46.7	
<b>Expenditure Category Total</b>	<b>28,736.8</b>	<b>35,614.7</b>
<b>Appropriated</b>		
DT2030-A State Highway Fund (Appropriated)	21,521.8	29,703.0
DT2208-A Ignition Interlock Device Fund (Appropriated)	1.3	1.5
DT2226-A Air Quality Fund (Appropriated)	73.6	73.6
DT2285-A Motor Vehicle Liability Insurance Enforcement Fund (Appr	326.6	236.6
	<b>21,923.3</b>	<b>30,014.7</b>
<b>Non-Appropriated</b>		
DT2030-N State Highway Fund (Non-Appropriated)	5,807.2	4,600.0
DT2150-N Abandoned Vehicles Administration Fund (Non-Appropriat	1,006.2	1,000.0
DT2414-N Shared Location & Advertisement Agreement Expense (No	0.1	0.0
	<b>6,813.5</b>	<b>5,600.0</b>
<b>Fund Source Total</b>	<b>28,736.8</b>	<b>35,614.7</b>

Current Year Expenditures		32.2
Capital Equipment Budget And Approp	0.0	
Vehicles Capital Purchase	0.0	
Vehicles Capital Leases	0.0	
Furniture Capital Purchase	0.5	
Depreciable Works Of Art & Hist Treas/Coll Capital Purcha	0.0	
Non Depr Works Of Art & Hist Treas/Coll Cap Purchase	0.0	
Furniture Capital Leases	0.0	
Computer Equipment Capital Purchase	0.0	
Computer Equipment Capital Lease	0.0	
Telecommunication Equip-Capital Purchase	0.0	
Telecommunication Equip-Capital Lease	0.0	
Other Equipment Capital Purchase	87.7	
Other Equipment Capital Leases	0.0	
Purchased Or Licensed Software-Website	0.0	
Internally Generated Software-Website	0.0	
Development in Progress	0.0	
Right-Of-Way/Easement/Extraction Rights	0.0	
Oth Int Assets purchased, licensed or internally generate	0.0	
Other intangible assets acquired by capital lease	0.0	
Other Capital Asset Purchases	0.0	
Leasehold Improvement-Capital Purchase	0.0	
Other Capital Asset Leases	0.0	
Non-Capital Equip Budget And Approp	0.0	
Vehicles Non-Capital Purchase	0.0	
Vehicles Non-Capital Leases	0.0	
Furniture Non-Capital Purchase	9.8	
Works Of Art And Hist Treas-Non Capital	0.0	

## Program Expenditure Schedule

<b>Agency:</b>	<b>Department of Transportation</b>
<b>Program:</b>	<b>Customer Services</b>

	<b>FY 2022 Actual</b>	<b>FY 2023 Expd. Plan</b>
Furniture Non-Capital Leases	0.0	
Computer Equipment Non-Capital Purchase	23.3	
Computer Equipment Non-Capital Lease	0.0	
Telecomm Equip Non-Capital Purchase	0.0	
Telecomm Equip Non-Capital Leases	0.0	
Other Equipment Non-Capital Purchase	18.0	
Weapons Non-Capital Purchase	0.0	
Other Equipment Non-Capital Lease	0.0	
Purchased Or Licensed Software/Website	0.0	
Internally Generated Software/Website	0.0	
LICENSES AND PERMITS	0.0	
Right-Of-Way/Easement/Extraction Exp	0.0	
Other Intangible Assets - Purchased, Licensed or Internall	0.0	
Noncapital Software/Web By Capital Lease	0.0	
Other Intangible Assets Acquired by Capital Lease	0.0	
Other Long Lived Tangible Assets to be Expenses	0.0	
Non-Capital Equipment Excluded from Cost Allocation	0.0	
<b>Expenditure Category Total</b>	<b>139.3</b>	<b>32.2</b>
<b>Appropriated</b>		
DT2030-A State Highway Fund (Appropriated)	139.3	32.2
<b>Fund Source Total</b>	<b>139.3</b>	<b>32.2</b>
Capital Outlay	18.8	36.7
<b>Expenditure Category Total</b>	<b>18.8</b>	<b>36.7</b>
<b>Appropriated</b>		
DT2030-A State Highway Fund (Appropriated)	18.8	36.7
<b>Fund Source Total</b>	<b>18.8</b>	<b>36.7</b>
Debt Service	0.0	0.0
<b>Expenditure Category Total</b>	<b>0.0</b>	<b>0.0</b>
Cost Allocation	0.0	0.0
<b>Expenditure Category Total</b>	<b>0.0</b>	<b>0.0</b>
Transfers	0.0	0.0
<b>Expenditure Category Total</b>	<b>0.0</b>	<b>0.0</b>

<b>Employee Retirement Coverage</b>			
<b>Retirement System</b>	<b>FTE</b>	<b>Personal Services</b>	<b>Fund#</b>
Arizona State Retirement System	822.8	31,630.9	DT2030-A
Arizona State Retirement System	4.0	372.7	DT2285-A
Arizona State Retirement System	10.0	236.6	DT2208-A

**Combined Regular & Elected Positions At/Above  
FICA Maximum of \$147,000**

**Total Personal FTE's not eligible for**

Date Printed: 9/1/2022 4:12:28 PM

All dollars are presented in thousands (not FTE).

# Program Expenditure Schedule

Agency:	Department of Transportation
Program:	Customer Services

			FY 2022 Actual	FY 2023 Expd. Plan
FTE	Services	Health, Dental & Life		
1.0	148.5	6.0		

## Program Budget Unit Summary of Expenditures and Budget Request for All Funds

<b>Agency:</b>	Department of Transportation
<b>Program:</b>	Motor Vehicle Enforcement Services

Expenditure Categories		FY 2022	FY 2023	FY 2024	FY 2024
		Actual	Expd. Plan	Fund. Issue	Total Request
0000	FTE	266.0	0.0	10.0	10.0
6000	Personal Services	14,883.7	14,569.4	1,757.6	16,327.0
6100	Employee Related Expenses	6,342.0	7,515.6	479.0	7,994.6
6200	Professional and Outside Services	53.3	234.4	0.0	234.4
6500	Travel In-State	93.4	94.4	0.0	94.4
6600	Travel Out of State	29.3	15.0	0.0	15.0
6700	Food	6.7	4.0	0.0	4.0
6800	Aid to Organizations and Individuals	1.4	0.0	0.0	0.0
7000	Other Operating Expenses	3,264.9	3,474.1	2,975.4	6,449.5
8000	Equipment	908.8	1,398.6	0.0	1,398.6
8100	Capital Outlay	1,039.1	0.0	0.0	0.0
8600	Debt Service	0.0	0.0	0.0	0.0
9000	Cost Allocation	0.0	0.0	0.0	0.0
9100	Transfers	0.0	350.0	(350.0)	0.0
<b>Expenditure Categories Total:</b>		26,622.6	27,655.5	4,862.0	32,517.5
Fund Source					
<b>Appropriated Funds</b>					
DT2030-A	State Highway Fund (Appropriated)	21,529.1	23,753.7	6,668.4	30,422.1
DT2272-A	Vehicle Inspection and Certificate of Title Enforce	1,833.7	2,000.6	(753.7)	1,246.9
DT2285-A	Motor Vehicle Liability Insurance Enforcement Fun	911.7	1,327.6	(1,100.6)	227.0
DT3113-A	Highway User Revenue Fund (Appropriated)	442.2	573.1	47.9	621.0
		24,716.7	27,655.0	4,862.0	32,517.0
<b>Non-Appropriated Funds</b>					
DT2030-N	State Highway Fund (Non-Appropriated)	1,026.9	0.0	0.0	0.0
DT2380-N	Motor Carrier Safety Revolving Fund (Non-Approp	0.0	0.5	0.0	0.5
DT2985-N	ADOT Coronavirus State and Local Fiscal Recover	879.0	0.0	0.0	0.0
		1,905.9	0.5	0.0	0.5
<b>Fund Source Total:</b>		26,622.6	27,655.5	4,862.0	32,517.5

## Program Budget Unit Summary of Expenditures and Budget Request for Selected Funds

**Agency:** Department of Transportation

FY 2022 Actual	FY 2023 Expd. Plan	FY 2024 Fund. Issue	FY 2024 Total Request
-------------------	-----------------------	------------------------	--------------------------

**Program:** Motor Vehicle Enforcement Services

**Fund:** DT2030-A State Highway Fund

**Appropriated**

0000 FTE	224.0	0.0	10.0	10.0
6000 Personal Services	12,026.9	12,400.1	2,688.0	15,088.1
6100 Employee Related Expenses	5,239.3	6,291.8	1,005.0	7,296.8
6200 Professional and Outside Services	52.4	218.4	0.0	218.4
6500 Travel In-State	90.8	90.0	0.0	90.0
6600 Travel Out of State	28.5	15.0	0.0	15.0
6700 Food	6.7	4.0	0.0	4.0
6800 Aid to Organizations and Individuals	1.4	0.0	0.0	0.0
7000 Other Operating Expenses	3,176.3	3,339.3	2,975.4	6,314.7
8000 Equipment	894.6	1,395.1	0.0	1,395.1
8100 Capital Outlay	12.2	0.0	0.0	0.0
8600 Debt Service	0.0	0.0	0.0	0.0
9000 Cost Allocation	0.0	0.0	0.0	0.0
9100 Transfers	0.0	0.0	0.0	0.0

<b>Appropriated Total:</b>	21,529.1	23,753.7	6,668.4	30,422.1
----------------------------	----------	----------	---------	----------

<b>Fund Total:</b>	21,529.1	23,753.7	6,668.4	30,422.1
--------------------	----------	----------	---------	----------

**Fund:** DT2030-N State Highway Fund

**Non-Appropriated**

6000 Personal Services	0.0	0.0	0.0	0.0
6100 Employee Related Expenses	0.0	0.0	0.0	0.0
6200 Professional and Outside Services	0.0	0.0	0.0	0.0
6500 Travel In-State	0.0	0.0	0.0	0.0
6600 Travel Out of State	0.0	0.0	0.0	0.0
6700 Food	0.0	0.0	0.0	0.0
6800 Aid to Organizations and Individuals	0.0	0.0	0.0	0.0
7000 Other Operating Expenses	0.0	0.0	0.0	0.0
8000 Equipment	0.0	0.0	0.0	0.0
8100 Capital Outlay	1,026.9	0.0	0.0	0.0



## Program Budget Unit Summary of Expenditures and Budget Request for Selected Funds

**Agency:** Department of Transportation

FY 2022 Actual	FY 2023 Expd. Plan	FY 2024 Fund. Issue	FY 2024 Total Request
-------------------	-----------------------	------------------------	--------------------------

**Program:** Motor Vehicle Enforcement Services

**Fund:** DT2030-N State Highway Fund

**Non-Appropriated**

8600 Debt Service	0.0	0.0	0.0	0.0
9000 Cost Allocation	0.0	0.0	0.0	0.0
9100 Transfers	0.0	0.0	0.0	0.0

<b>Non-Appropriated Total:</b>	1,026.9	0.0	0.0	0.0
--------------------------------	---------	-----	-----	-----

<b>Fund Total:</b>	1,026.9	0.0	0.0	0.0
--------------------	---------	-----	-----	-----

**Fund:** DT2272-A Vehicle Inspection and Certificate of Title Enforcement Fund

**Appropriated**

0000 FTE	22.0	0.0	0.0	0.0
6000 Personal Services	1,240.3	1,298.9	(500.6)	798.3
6100 Employee Related Expenses	566.1	637.2	(253.1)	384.1
6200 Professional and Outside Services	0.0	0.0	0.0	0.0
6500 Travel In-State	0.9	1.5	0.0	1.5
6600 Travel Out of State	0.5	0.0	0.0	0.0
6700 Food	0.0	0.0	0.0	0.0
6800 Aid to Organizations and Individuals	0.0	0.0	0.0	0.0
7000 Other Operating Expenses	19.6	60.0	0.0	60.0
8000 Equipment	6.3	3.0	0.0	3.0
8100 Capital Outlay	0.0	0.0	0.0	0.0
8600 Debt Service	0.0	0.0	0.0	0.0
9000 Cost Allocation	0.0	0.0	0.0	0.0
9100 Transfers	0.0	0.0	0.0	0.0

<b>Appropriated Total:</b>	1,833.7	2,000.6	(753.7)	1,246.9
----------------------------	---------	---------	---------	---------

<b>Fund Total:</b>	1,833.7	2,000.6	(753.7)	1,246.9
--------------------	---------	---------	---------	---------

**Fund:** DT2285-A Motor Vehicle Liability Insurance Enforcement Fund

**Appropriated**

0000 FTE	14.0	0.0	0.0	0.0
6000 Personal Services	594.5	599.1	(468.9)	130.2
6100 Employee Related Expenses	254.3	341.1	(281.7)	59.4

## Program Budget Unit Summary of Expenditures and Budget Request for Selected Funds

**Agency:** Department of Transportation

FY 2022 Actual	FY 2023 Expd. Plan	FY 2024 Fund. Issue	FY 2024 Total Request
-------------------	-----------------------	------------------------	--------------------------

**Program:** Motor Vehicle Enforcement Services

**Fund:** DT2285-A Motor Vehicle Liability Insurance Enforcement Fund

**Appropriated**

6200 Professional and Outside Services	0.9	0.0	0.0	0.0
6500 Travel In-State	1.5	1.4	0.0	1.4
6600 Travel Out of State	0.3	0.0	0.0	0.0
6700 Food	0.0	0.0	0.0	0.0
6800 Aid to Organizations and Individuals	0.0	0.0	0.0	0.0
7000 Other Operating Expenses	52.3	36.0	0.0	36.0
8000 Equipment	7.9	0.0	0.0	0.0
8100 Capital Outlay	0.0	0.0	0.0	0.0
8600 Debt Service	0.0	0.0	0.0	0.0
9000 Cost Allocation	0.0	0.0	0.0	0.0
9100 Transfers	0.0	350.0	(350.0)	0.0

**Appropriated Total:**

911.7	1,327.6	(1,100.6)	227.0
-------	---------	-----------	-------

**Fund Total:**

911.7	1,327.6	(1,100.6)	227.0
-------	---------	-----------	-------

**Fund:** DT2380-N Motor Carrier Safety Revolving Fund

**Non-Appropriated**

6000 Personal Services	0.0	0.0	0.0	0.0
6100 Employee Related Expenses	0.0	0.0	0.0	0.0
6200 Professional and Outside Services	0.0	0.0	0.0	0.0
6500 Travel In-State	0.0	0.0	0.0	0.0
6600 Travel Out of State	0.0	0.0	0.0	0.0
6700 Food	0.0	0.0	0.0	0.0
6800 Aid to Organizations and Individuals	0.0	0.0	0.0	0.0
7000 Other Operating Expenses	0.0	0.0	0.0	0.0
8000 Equipment	0.0	0.5	0.0	0.5
8100 Capital Outlay	0.0	0.0	0.0	0.0
8600 Debt Service	0.0	0.0	0.0	0.0
9000 Cost Allocation	0.0	0.0	0.0	0.0
9100 Transfers	0.0	0.0	0.0	0.0

## Program Budget Unit Summary of Expenditures and Budget Request for Selected Funds

**Agency:** Department of Transportation

FY 2022 Actual	FY 2023 Expd. Plan	FY 2024 Fund. Issue	FY 2024 Total Request
-------------------	-----------------------	------------------------	--------------------------

**Program:** Motor Vehicle Enforcement Services

**Fund:** DT2380-N Motor Carrier Safety Revolving Fund

**Non-Appropriated**

<b>Non-Appropriated Total:</b>	0.0	0.5	0.0	0.5
--------------------------------	-----	-----	-----	-----

<b>Fund Total:</b>	0.0	0.5	0.0	0.5
--------------------	-----	-----	-----	-----

**Fund:** DT2985-N ADOT Coronavirus State and Local Fiscal Recovery Fund

**Non-Appropriated**

6000 Personal Services	727.3	0.0	0.0	0.0
6100 Employee Related Expenses	151.7	0.0	0.0	0.0
6200 Professional and Outside Services	0.0	0.0	0.0	0.0
6500 Travel In-State	0.0	0.0	0.0	0.0
6600 Travel Out of State	0.0	0.0	0.0	0.0
6700 Food	0.0	0.0	0.0	0.0
6800 Aid to Organizations and Individuals	0.0	0.0	0.0	0.0
7000 Other Operating Expenses	0.0	0.0	0.0	0.0
8000 Equipment	0.0	0.0	0.0	0.0
8100 Capital Outlay	0.0	0.0	0.0	0.0
8600 Debt Service	0.0	0.0	0.0	0.0
9000 Cost Allocation	0.0	0.0	0.0	0.0
9100 Transfers	0.0	0.0	0.0	0.0
<b>Non-Appropriated Total:</b>	879.0	0.0	0.0	0.0

<b>Fund Total:</b>	879.0	0.0	0.0	0.0
--------------------	-------	-----	-----	-----

**Fund:** DT3113-A Highway User Revenue Fund

**Appropriated**

0000 FTE	6.0	0.0	0.0	0.0
6000 Personal Services	294.7	271.3	39.1	310.4
6100 Employee Related Expenses	130.6	245.5	8.8	254.3
6200 Professional and Outside Services	0.0	16.0	0.0	16.0
6500 Travel In-State	0.2	1.5	0.0	1.5
6600 Travel Out of State	0.0	0.0	0.0	0.0

## Program Budget Unit Summary of Expenditures and Budget Request for Selected Funds

**Agency:** Department of Transportation

FY 2022 Actual	FY 2023 Expd. Plan	FY 2024 Fund. Issue	FY 2024 Total Request
-------------------	-----------------------	------------------------	--------------------------

**Program:** Motor Vehicle Enforcement Services

**Fund:** DT3113-A Highway User Revenue Fund

**Appropriated**

6700	Food	0.0	0.0	0.0	0.0
6800	Aid to Organizations and Individuals	0.0	0.0	0.0	0.0
7000	Other Operating Expenses	16.7	38.8	0.0	38.8
8000	Equipment	0.0	0.0	0.0	0.0
8100	Capital Outlay	0.0	0.0	0.0	0.0
8600	Debt Service	0.0	0.0	0.0	0.0
9000	Cost Allocation	0.0	0.0	0.0	0.0
9100	Transfers	0.0	0.0	0.0	0.0

**Appropriated Total:**

442.2	573.1	47.9	621.0
-------	-------	------	-------

**Fund Total:**

442.2	573.1	47.9	621.0
-------	-------	------	-------

**Program Total For Selected Funds:**

26,622.6	27,655.5	4,862.0	32,517.5
----------	----------	---------	----------

## Program Expenditure Schedule

<b>Agency:</b>	<b>Department of Transportation</b>
<b>Program:</b>	<b>Motor Vehicle Enforcement Services</b>

	<b>FY 2022 Actual</b>	<b>FY 2023 Expd. Plan</b>
FTE	266.0	0.0
<b>Expenditure Category Total</b>	<b>266.0</b>	<b>0.0</b>
<b>Appropriated</b>		
DT2030-A State Highway Fund (Appropriated)	224.0	0.0
DT2272-A Vehicle Inspection and Certificate of Title Enforcement Fu	22.0	0.0
DT2285-A Motor Vehicle Liability Insurance Enforcement Fund (Appr	14.0	0.0
DT3113-A Highway User Revenue Fund (Appropriated)	6.0	0.0
	<b>266.0</b>	<b>0.0</b>
<b>Fund Source Total</b>	<b>266.0</b>	<b>0.0</b>
Personal Services	14,883.7	14,569.4
Boards and Commissions	0.0	0.0
<b>Expenditure Category Total</b>	<b>14,883.7</b>	<b>14,569.4</b>
<b>Appropriated</b>		
DT2030-A State Highway Fund (Appropriated)	12,026.9	12,400.1
DT2272-A Vehicle Inspection and Certificate of Title Enforcement Fu	1,240.3	1,298.9
DT2285-A Motor Vehicle Liability Insurance Enforcement Fund (Appr	594.5	599.1
DT3113-A Highway User Revenue Fund (Appropriated)	294.7	271.3
	<b>14,156.4</b>	<b>14,569.4</b>
<b>Non-Appropriated</b>		
DT2985-N ADOT Coronavirus State and Local Fiscal Recovery Fund (	727.3	0.0
	<b>727.3</b>	<b>0.0</b>
<b>Fund Source Total</b>	<b>14,883.7</b>	<b>14,569.4</b>
Employee Related Expenses	6,342.0	7,515.6
<b>Expenditure Category Total</b>	<b>6,342.0</b>	<b>7,515.6</b>
<b>Appropriated</b>		
DT2030-A State Highway Fund (Appropriated)	5,239.3	6,291.8
DT2272-A Vehicle Inspection and Certificate of Title Enforcement Fu	566.1	637.2
DT2285-A Motor Vehicle Liability Insurance Enforcement Fund (Appr	254.3	341.1
DT3113-A Highway User Revenue Fund (Appropriated)	130.6	245.5
	<b>6,190.3</b>	<b>7,515.6</b>
<b>Non-Appropriated</b>		
DT2985-N ADOT Coronavirus State and Local Fiscal Recovery Fund (	151.7	0.0
	<b>151.7</b>	<b>0.0</b>
<b>Fund Source Total</b>	<b>6,342.0</b>	<b>7,515.6</b>
Professional and Outside Services		234.4
External Prof/Outside Serv Budg And Appn	0.0	
External Investment Services	0.0	
Other External Financial Services	0.0	
Attorney General Legal Services	0.0	
External Legal Services	0.0	
External Engineer/Architect Cost - Exp	0.0	
External Engineer/Architect Cost- Cap	0.0	
Other Design	0.0	
Temporary Agency Services	0.0	
Hospital Services	0.7	
Other Medical Services	7.3	
Institutional Care	0.0	

## Program Expenditure Schedule

<b>Agency:</b>	<b>Department of Transportation</b>
<b>Program:</b>	<b>Motor Vehicle Enforcement Services</b>

	<b>FY 2022 Actual</b>	<b>FY 2023 Expd. Plan</b>
Education And Training	8.8	
Vendor Travel	0.0	
Professional & Outside Services Excluded from Cost Alloca	0.0	
Vendor Travel - Non Reportable	0.0	
External Telecom Consulting Services	0.0	
Costs related to those in custody of the State	0.0	
Non - Confidential Specialist Fees	0.0	
Confidential Specialist Fees	0.0	
Outside Actuarial Costs	0.0	
Other Professional And Outside Services	36.5	
<b>Expenditure Category Total</b>	<b>53.3</b>	<b>234.4</b>
<b>Appropriated</b>		
DT2030-A State Highway Fund (Appropriated)	52.4	218.4
DT2285-A Motor Vehicle Liability Insurance Enforcement Fund (Appr	0.9	0.0
DT3113-A Highway User Revenue Fund (Appropriated)	0.0	16.0
	<b>53.3</b>	<b>234.4</b>
<b>Fund Source Total</b>	<b>53.3</b>	<b>234.4</b>
<hr/>		
Travel In-State	93.4	94.4
<b>Expenditure Category Total</b>	<b>93.4</b>	<b>94.4</b>
<b>Appropriated</b>		
DT2030-A State Highway Fund (Appropriated)	90.8	90.0
DT2272-A Vehicle Inspection and Certificate of Title Enforcement Fu	0.9	1.5
DT2285-A Motor Vehicle Liability Insurance Enforcement Fund (Appr	1.5	1.4
DT3113-A Highway User Revenue Fund (Appropriated)	0.2	1.5
	<b>93.4</b>	<b>94.4</b>
<b>Fund Source Total</b>	<b>93.4</b>	<b>94.4</b>
<hr/>		
Travel Out of State	29.3	15.0
<b>Expenditure Category Total</b>	<b>29.3</b>	<b>15.0</b>
<b>Appropriated</b>		
DT2030-A State Highway Fund (Appropriated)	28.5	15.0
DT2272-A Vehicle Inspection and Certificate of Title Enforcement Fu	0.5	0.0
DT2285-A Motor Vehicle Liability Insurance Enforcement Fund (Appr	0.3	0.0
	<b>29.3</b>	<b>15.0</b>
<b>Fund Source Total</b>	<b>29.3</b>	<b>15.0</b>
<hr/>		
Food	6.7	4.0
<b>Expenditure Category Total</b>	<b>6.7</b>	<b>4.0</b>
<b>Appropriated</b>		
DT2030-A State Highway Fund (Appropriated)	6.7	4.0
	<b>6.7</b>	<b>4.0</b>
<b>Fund Source Total</b>	<b>6.7</b>	<b>4.0</b>
<hr/>		
Aid to Organizations and Individuals	1.4	0.0

## Program Expenditure Schedule

<b>Agency:</b>	<b>Department of Transportation</b>
<b>Program:</b>	<b>Motor Vehicle Enforcement Services</b>

	<b>FY 2022 Actual</b>	<b>FY 2023 Expd. Plan</b>
<b>Expenditure Category Total</b>	<b>1.4</b>	<b>0.0</b>
<b>Appropriated</b>		
DT2030-A State Highway Fund (Appropriated)	1.4	0.0
<b>Fund Source Total</b>	<b>1.4</b>	<b>0.0</b>
Other Operating Expenses		3,474.1
Other Operating Expenditures Budg Approp	0.0	
Other Operating Expenditures Excluded from Cost Allocati	0.0	
Risk Management Charges To State Agency	0.0	
Risk Management Deductible - Indemnity	0.0	
Risk Management Deductible - Legal	0.0	
Risk Management Deductible - Medical	0.0	
Risk Management Deductible - Other	0.0	
Gen Liab- Non Physical-Taxable- Self Ins	0.0	
Gross Proceeds Payments To Attorneys	0.0	
General Liability- Non-Taxable- Self Ins	0.0	
Medical Malpractice - Self-Insured	0.0	
Automobile Liability - Self Insured	0.0	
General Property Damage - Self- Insured	0.0	
Automobile Physical Damage-Self Insured	0.0	
Liability Insurance Premiums	0.0	
Property Insurance Premiums	0.0	
Workers Compensation Benefit Payments	0.0	
Self Insurance - Administrative Fees	0.0	
Self Insurance - Premiums	0.0	
Self Insurance - Claim Payments	0.0	
Self Insurance - Pharmacy Claims	0.0	
Premium Tax On Altcs	0.0	
Other Insurance-Related Charges	0.0	
Internal Service Data Processing	0.0	
Internal Service Data Proc- Pc/Lan	0.0	
External Programming-Mainframe/Legacy	237.8	
External Programming- Pc/Lan/Serv/Web	0.0	
External Data Entry	0.0	
Othr External Data Proc-Mainframe/Legacy	0.0	
Othr External Data Proc-Pc/Lan/Serv/Web	0.0	
Pmt for AFIS Development & Usage	0.0	
Internal Service Telecommunications	0.0	
External Telecom Long Distance-In-State	196.6	
External Telecom Long Distance-Out-State	0.0	
Other External Telecommunication Service	0.0	
Electricity	0.0	
Sanitation Waste Disposal	12.5	
Water	4.3	
Gas And Fuel Oil For Buildings	7.1	
Other Utilities	0.5	
Building Rent Charges To State Agencies	0.0	
Priv Lease To Own Bld Rent Chrgs To Agy	0.0	
Cert Of Part Bld Rent Chrgs To Agy	0.0	
Rental Of Land And Buildings	616.2	

## Program Expenditure Schedule

<b>Agency:</b>	<b>Department of Transportation</b>
<b>Program:</b>	<b>Motor Vehicle Enforcement Services</b>

	<u>FY 2022 Actual</u>	<u>FY 2023 Expd. Plan</u>
Rental Of Computer Equipment	0.0	
Rental Of Other Machinery And Equipment	530.7	
Miscellaneous Rent	88.2	
Interest On Overdue Payments	0.0	
All Other Interest Payments	0.0	
Internal Acct/Budg/Financial Svcs	0.0	
Other Internal Services	0.0	
Repair And Maintenance - Buildings	374.8	
Repair And Maintenance - Vehicles	30.4	
Repair And Maint - Mainframe And Legacy	0.0	
Repair And Maint-Pc/Lan/Serv/Web	0.0	
Repair And Maintenance - Other Equipment	0.6	
Other Repair And Maintenance	4.0	
Software Support And Maintenance	53.5	
Uniforms	159.2	
Inmate Clothing	0.0	
Security Supplies	92.2	
Office Supplies	47.2	
Computer Supplies	113.7	
Housekeeping Supplies	0.3	
Bedding And Bath Supplies	0.0	
Drugs And Medicine Supplies	0.0	
Medical Supplies	1.8	
Dental Supplies	0.0	
Automotive And Transportation Fuels	474.2	
Automotive Lubricants And Supplies	0.2	
Rpr And Maint Supplies-Not Auto Or Build	0.5	
Repair And Maintenance Supplies-Building	0.7	
Other Operating Supplies	112.8	
Publications	0.0	
Aggregate Withheld Or Paid Commissions	0.0	
Lottery Prizes	0.0	
Lottery Distribution Costs	0.0	
Material for Further Processing	0.0	
Other Resale Supplies	0.0	
Loss On Sales Of Capital Assets	0.0	
Loss on Sales of Investments	0.0	
Employee Tuition Reimbursement-Graduate	0.0	
Employee Tuition Reimb Under-Grad/Other	0.3	
Conference Registration-Attendance Fees	11.3	
Other Education And Training Costs	10.4	
Advertising	3.9	
Sponsorships	0.0	
Internal Printing	0.0	
External Printing	17.3	
Photography	0.0	
Postage And Delivery	1.2	
Document shredding and Destruction Services	2.1	
Translation and Sign Language Services	0.0	
Distribution To State Universities	0.0	
Other Intrastate Distributions	0.0	



## Program Expenditure Schedule

<b>Agency:</b>	<b>Department of Transportation</b>
<b>Program:</b>	<b>Motor Vehicle Enforcement Services</b>

	<b>FY 2022 Actual</b>	<b>FY 2023 Expd. Plan</b>
Awards	5.6	
Entertainment And Promotional Items	0.1	
Dues	15.7	
Books- Subscriptions And Publications	6.2	
Costs For Digital Image Or Microfilm	0.0	
Revolving Fund Advances	0.0	
Credit Card Fees Over Approved Limit	0.0	
Relief Bill Expenditures	0.0	
Surplus Property Distr To State Agencies	0.0	
Security Services	0.0	
Judgments - Damages	0.0	
ICA Payments to Claimants Confidential	0.0	
Jdgmnt-Confidential Restitution To Indiv	0.0	
Judgments - Non-Confidential Restitution	0.0	
Judgments - Punitive And Compensatory	0.0	
Pmts Made to Resolve/Disputes/Avoid Costs of Litigation	0.0	
Pmts For Contracted State Inmate Labor	0.0	
Payments To State Inmates	0.0	
Bad Debt Expense	0.0	
Interview Expense	0.0	
Employee Relocations-Nontaxable	0.0	
Employee Relocations-Taxable	0.0	
Non-Confidential Invest/Legal/Law Enf	0.0	
Conf/Sensitive Invest/Legal/Undercover	0.0	
Fingerprinting, Background Checks, Etc.	17.0	
Other Miscellaneous Operating	13.8	
<b>Expenditure Category Total</b>	<b>3,264.9</b>	<b>3,474.1</b>
<b>Appropriated</b>		
DT2030-A State Highway Fund (Appropriated)	3,176.3	3,339.3
DT2272-A Vehicle Inspection and Certificate of Title Enforcement Fu	19.6	60.0
DT2285-A Motor Vehicle Liability Insurance Enforcement Fund (Appr	52.3	36.0
DT3113-A Highway User Revenue Fund (Appropriated)	16.7	38.8
	<b>3,264.9</b>	<b>3,474.1</b>
<b>Fund Source Total</b>	<b>3,264.9</b>	<b>3,474.1</b>
Current Year Expenditures		1,398.6
Capital Equipment Budget And Approp	0.0	
Vehicles Capital Purchase	53.4	
Vehicles Capital Leases	0.0	
Furniture Capital Purchase	0.0	
Depreciable Works Of Art & Hist Treas/Coll Capital Purcha	0.0	
Non Depr Works Of Art & Hist Treas/Coll Cap Purchase	0.0	
Furniture Capital Leases	0.0	
Computer Equipment Capital Purchase	0.0	
Computer Equipment Capital Lease	0.0	
Telecommunication Equip-Capital Purchase	447.3	
Telecommunication Equip-Capital Lease	0.0	
Other Equipment Capital Purchase	0.0	
Other Equipment Capital Leases	0.0	
Purchased Or Licensed Software-Website	18.6	
Internally Generated Software-Website	0.0	

## Program Expenditure Schedule

<b>Agency:</b>	<b>Department of Transportation</b>
<b>Program:</b>	<b>Motor Vehicle Enforcement Services</b>

	<b>FY 2022 Actual</b>	<b>FY 2023 Expd. Plan</b>
Development in Progress	0.0	
Right-Of-Way/Easement/Extraction Rights	0.0	
Oth Int Assets purchased, licensed or internally generate	0.0	
Other intangible assets acquired by capital lease	0.0	
Other Capital Asset Purchases	0.0	
Leasehold Improvement-Capital Purchase	0.0	
Other Capital Asset Leases	0.0	
Non-Capital Equip Budget And Approp	0.0	
Vehicles Non-Capital Purchase	0.0	
Vehicles Non-Capital Leases	0.0	
Furniture Non-Capital Purchase	25.1	
Works Of Art And Hist Treas-Non Capital	0.0	
Furniture Non-Capital Leases	0.0	
Computer Equipment Non-Capital Purchase	345.7	
Computer Equipment Non-Capital Lease	0.0	
Telecomm Equip Non-Capital Purchase	18.7	
Telecomm Equip Non-Capital Leases	0.0	
Other Equipment Non-Capital Purchase	0.0	
Weapons Non-Capital Purchase	0.0	
Other Equipment Non-Capital Lease	0.0	
Purchased Or Licensed Software/Website	0.0	
Internally Generated Software/Website	0.0	
LICENSES AND PERMITS	0.0	
Right-Of-Way/Easement/Extraction Exp	0.0	
Other Intangible Assets - Purchased, Licensed or Internall	0.0	
Noncapital Software/Web By Capital Lease	0.0	
Other Intangible Assets Acquired by Capital Lease	0.0	
Other Long Lived Tangible Assets to be Expenses	0.0	
Non-Capital Equipment Excluded from Cost Allocation	0.0	
<b>Expenditure Category Total</b>	<b>908.8</b>	<b>1,398.6</b>
<b>Appropriated</b>		
DT2030-A State Highway Fund (Appropriated)	894.6	1,395.1
DT2272-A Vehicle Inspection and Certificate of Title Enforcement Fu	6.3	3.0
DT2285-A Motor Vehicle Liability Insurance Enforcement Fund (Appr	7.9	0.0
	<b>908.8</b>	<b>1,398.1</b>
<b>Non-Appropriated</b>		
DT2380-N Motor Carrier Safety Revolving Fund (Non-Appropriated)	0.0	0.5
	<b>0.0</b>	<b>0.5</b>
<b>Fund Source Total</b>	<b>908.8</b>	<b>1,398.6</b>
Capital Outlay	1,039.1	0.0
<b>Expenditure Category Total</b>	<b>1,039.1</b>	<b>0.0</b>
<b>Appropriated</b>		
DT2030-A State Highway Fund (Appropriated)	12.2	0.0
	<b>12.2</b>	<b>0.0</b>
<b>Non-Appropriated</b>		
DT2030-N State Highway Fund (Non-Appropriated)	1,026.9	0.0
	<b>1,026.9</b>	<b>0.0</b>
<b>Fund Source Total</b>	<b>1,039.1</b>	<b>0.0</b>
Debt Service	0.0	0.0

Date Printed: 9/1/2022 4:12:43 PM

All dollars are presented in thousands (not FTE).

## Program Expenditure Schedule

<b>Agency:</b>	Department of Transportation
<b>Program:</b>	Motor Vehicle Enforcement Services

		<b>FY 2022 Actual</b>	<b>FY 2023 Expd. Plan</b>
	<b>Expenditure Category Total</b>	<b>0.0</b>	<b>0.0</b>
Cost Allocation		0.0	0.0
	<b>Expenditure Category Total</b>	<b>0.0</b>	<b>0.0</b>
Transfers		0.0	350.0
	<b>Expenditure Category Total</b>	<b>0.0</b>	<b>350.0</b>
<b>Appropriated</b>			
DT2285-A Motor Vehicle Liability Insurance Enforcement Fund (Appr		0.0	350.0
		<b>0.0</b>	<b>350.0</b>
	<b>Fund Source Total</b>	<b>0.0</b>	<b>350.0</b>

<b>Employee Retirement Coverage</b>			
<b>Retirement System</b>	<b>FTE</b>	<b>Personal Services</b>	<b>Fund#</b>
Arizona State Retirement System	218.0	12,159.4	DT2030-A
Arizona State Retirement System	22.0	1,418.8	DT2272-A
Arizona State Retirement System	72.8	680.6	DT2285-A
Arizona State Retirement System	35.9	310.6	DT3113-A

### Combined Regular & Elected Positions At/Above FICA Maximum of \$147,000

<b>Total FTE</b>	<b>Personal Services</b>	<b>FTE's not eligible for Health, Dental &amp; Life</b>
0.0	0.0	0.0

## Program Budget Unit Summary of Expenditures and Budget Request for All Funds

<b>Agency:</b>	Department of Transportation
<b>Program:</b>	SLI Authorized Third Parties

<b>Expenditure Categories</b>		<b>FY 2022</b>	<b>FY 2023</b>	<b>FY 2024</b>	<b>FY 2024</b>
		<b>Actual</b>	<b>Expd. Plan</b>	<b>Fund. Issue</b>	<b>Total Request</b>
6000	Personal Services	1,030.4	1,176.3	0.0	1,176.3
6100	Employee Related Expenses	432.7	726.3	0.0	726.3
6200	Professional and Outside Services	40.5	0.0	0.0	0.0
6500	Travel In-State	1.1	0.5	0.0	0.5
6600	Travel Out of State	0.0	0.0	0.0	0.0
6700	Food	0.0	0.0	0.0	0.0
6800	Aid to Organizations and Individuals	0.0	0.0	0.0	0.0
7000	Other Operating Expenses	584.1	320.7	0.0	320.7
8000	Equipment	0.0	0.0	0.0	0.0
8100	Capital Outlay	0.0	0.0	0.0	0.0
8600	Debt Service	0.0	0.0	0.0	0.0
9000	Cost Allocation	0.0	0.0	0.0	0.0
9100	Transfers	0.0	0.0	0.0	0.0
<b>Expenditure Categories Total:</b>		2,088.8	2,223.8	0.0	2,223.8
<b>Fund Source</b>					
<b>Appropriated Funds</b>					
DT2030-A	State Highway Fund (Appropriated)	1,695.7	1,775.5	0.0	1,775.5
DT2272-A	Vehicle Inspection and Certificate of Title Enforce	89.4	93.2	0.0	93.2
DT2285-A	Motor Vehicle Liability Insurance Enforcement Fun	98.6	103.0	0.0	103.0
DT3113-A	Highway User Revenue Fund (Appropriated)	205.1	252.1	0.0	252.1
		2,088.8	2,223.8	0.0	2,223.8
<b>Fund Source Total:</b>		2,088.8	2,223.8	0.0	2,223.8

## Program Budget Unit Summary of Expenditures and Budget Request for Selected Funds

**Agency:** Department of Transportation

FY 2022 Actual	FY 2023 Expd. Plan	FY 2024 Fund. Issue	FY 2024 Total Request
-------------------	-----------------------	------------------------	--------------------------

**Program:** SLI Authorized Third Parties

**Fund:** DT2030-A State Highway Fund

**Appropriated**

6000	Personal Services	870.8	975.0	0.0	975.0
6100	Employee Related Expenses	369.7	554.4	0.0	554.4
6200	Professional and Outside Services	40.5	0.0	0.0	0.0
6500	Travel In-State	1.1	0.5	0.0	0.5
6600	Travel Out of State	0.0	0.0	0.0	0.0
6700	Food	0.0	0.0	0.0	0.0
6800	Aid to Organizations and Individuals	0.0	0.0	0.0	0.0
7000	Other Operating Expenses	413.6	245.6	0.0	245.6
8000	Equipment	0.0	0.0	0.0	0.0
8100	Capital Outlay	0.0	0.0	0.0	0.0
8600	Debt Service	0.0	0.0	0.0	0.0
9000	Cost Allocation	0.0	0.0	0.0	0.0
9100	Transfers	0.0	0.0	0.0	0.0

<b>Appropriated Total:</b>		1,695.7	1,775.5	0.0	1,775.5
----------------------------	--	---------	---------	-----	---------

<b>Fund Total:</b>		1,695.7	1,775.5	0.0	1,775.5
--------------------	--	---------	---------	-----	---------

**Fund:** DT2272-A Vehicle Inspection and Certificate of Title Enforcement Fund

**Appropriated**

6000	Personal Services	47.5	45.8	0.0	45.8
6100	Employee Related Expenses	10.9	27.2	0.0	27.2
6200	Professional and Outside Services	0.0	0.0	0.0	0.0
6500	Travel In-State	0.0	0.0	0.0	0.0
6600	Travel Out of State	0.0	0.0	0.0	0.0
6700	Food	0.0	0.0	0.0	0.0
6800	Aid to Organizations and Individuals	0.0	0.0	0.0	0.0
7000	Other Operating Expenses	31.0	20.2	0.0	20.2
8000	Equipment	0.0	0.0	0.0	0.0
8100	Capital Outlay	0.0	0.0	0.0	0.0

## Program Budget Unit Summary of Expenditures and Budget Request for Selected Funds

**Agency:** Department of Transportation

FY 2022 Actual	FY 2023 Expd. Plan	FY 2024 Fund. Issue	FY 2024 Total Request
-------------------	-----------------------	------------------------	--------------------------

**Program:** SLI Authorized Third Parties

**Fund:** DT2272-A Vehicle Inspection and Certificate of Title Enforcement Fund

**Appropriated**

8600 Debt Service	0.0	0.0	0.0	0.0
9000 Cost Allocation	0.0	0.0	0.0	0.0
9100 Transfers	0.0	0.0	0.0	0.0
<b>Appropriated Total:</b>	89.4	93.2	0.0	93.2
<b>Fund Total:</b>	89.4	93.2	0.0	93.2

**Fund:** DT2285-A Motor Vehicle Liability Insurance Enforcement Fund

**Appropriated**

6000 Personal Services	39.0	39.4	0.0	39.4
6100 Employee Related Expenses	25.1	29.0	0.0	29.0
6200 Professional and Outside Services	0.0	0.0	0.0	0.0
6500 Travel In-State	0.0	0.0	0.0	0.0
6600 Travel Out of State	0.0	0.0	0.0	0.0
6700 Food	0.0	0.0	0.0	0.0
6800 Aid to Organizations and Individuals	0.0	0.0	0.0	0.0
7000 Other Operating Expenses	34.5	34.6	0.0	34.6
8000 Equipment	0.0	0.0	0.0	0.0
8100 Capital Outlay	0.0	0.0	0.0	0.0
8600 Debt Service	0.0	0.0	0.0	0.0
9000 Cost Allocation	0.0	0.0	0.0	0.0
9100 Transfers	0.0	0.0	0.0	0.0
<b>Appropriated Total:</b>	98.6	103.0	0.0	103.0
<b>Fund Total:</b>	98.6	103.0	0.0	103.0

**Fund:** DT3113-A Highway User Revenue Fund

**Appropriated**

6000 Personal Services	73.1	116.1	0.0	116.1
6100 Employee Related Expenses	27.0	115.7	0.0	115.7

## Program Budget Unit Summary of Expenditures and Budget Request for Selected Funds

**Agency:** Department of Transportation

FY 2022 Actual	FY 2023 Expd. Plan	FY 2024 Fund. Issue	FY 2024 Total Request
-------------------	-----------------------	------------------------	--------------------------

**Program:** SLI Authorized Third Parties

**Fund:** DT3113-A Highway User Revenue Fund

**Appropriated**

6200	Professional and Outside Services	0.0	0.0	0.0	0.0
6500	Travel In-State	0.0	0.0	0.0	0.0
6600	Travel Out of State	0.0	0.0	0.0	0.0
6700	Food	0.0	0.0	0.0	0.0
6800	Aid to Organizations and Individuals	0.0	0.0	0.0	0.0
7000	Other Operating Expenses	105.0	20.3	0.0	20.3
8000	Equipment	0.0	0.0	0.0	0.0
8100	Capital Outlay	0.0	0.0	0.0	0.0
8600	Debt Service	0.0	0.0	0.0	0.0
9000	Cost Allocation	0.0	0.0	0.0	0.0
9100	Transfers	0.0	0.0	0.0	0.0

<b>Appropriated Total:</b>		205.1	252.1	0.0	252.1
----------------------------	--	-------	-------	-----	-------

<b>Fund Total:</b>		205.1	252.1	0.0	252.1
--------------------	--	-------	-------	-----	-------

<b>Program Total For Selected Funds:</b>		2,088.8	2,223.8	0.0	2,223.8
--	--	---------	---------	-----	---------

## Program Expenditure Schedule

<b>Agency:</b>	<b>Department of Transportation</b>
<b>Program:</b>	<b>SLI Authorized Third Parties</b>

	<b>FY 2022 Actual</b>	<b>FY 2023 Expd. Plan</b>
FTE	0.0	0.0
<b>Expenditure Category Total</b>	<b>0.0</b>	<b>0.0</b>
<hr/>		
Personal Services	1,030.4	1,176.3
Boards and Commissions	0.0	0.0
<b>Expenditure Category Total</b>	<b>1,030.4</b>	<b>1,176.3</b>
<b>Appropriated</b>		
DT2030-A State Highway Fund (Appropriated)	870.8	975.0
DT2272-A Vehicle Inspection and Certificate of Title Enforcement Fu	47.5	45.8
DT2285-A Motor Vehicle Liability Insurance Enforcement Fund (Appr	39.0	39.4
DT3113-A Highway User Revenue Fund (Appropriated)	73.1	116.1
	<b>1,030.4</b>	<b>1,176.3</b>
<b>Fund Source Total</b>	<b>1,030.4</b>	<b>1,176.3</b>
<hr/>		
Employee Related Expenses	432.7	726.3
<b>Expenditure Category Total</b>	<b>432.7</b>	<b>726.3</b>
<b>Appropriated</b>		
DT2030-A State Highway Fund (Appropriated)	369.7	554.4
DT2272-A Vehicle Inspection and Certificate of Title Enforcement Fu	10.9	27.2
DT2285-A Motor Vehicle Liability Insurance Enforcement Fund (Appr	25.1	29.0
DT3113-A Highway User Revenue Fund (Appropriated)	27.0	115.7
	<b>432.7</b>	<b>726.3</b>
<b>Fund Source Total</b>	<b>432.7</b>	<b>726.3</b>
<hr/>		
Professional and Outside Services		0.0
External Prof/Outside Serv Budg And Appn	0.0	
External Investment Services	0.0	
Other External Financial Services	34.6	
Attorney General Legal Services	0.0	
External Legal Services	0.0	
External Engineer/Architect Cost - Exp	0.0	
External Engineer/Architect Cost- Cap	0.0	
Other Design	0.0	
Temporary Agency Services	5.9	
Hospital Services	0.0	
Other Medical Services	0.0	
Institutional Care	0.0	
Education And Training	0.0	
Vendor Travel	0.0	
Professional & Outside Services Excluded from Cost Alloca	0.0	
Vendor Travel - Non Reportable	0.0	
External Telecom Consulting Services	0.0	
Costs related to those in custody of the State	0.0	
Non - Confidential Specialist Fees	0.0	
Confidential Specialist Fees	0.0	
Outside Actuarial Costs	0.0	
Other Professional And Outside Services	0.0	



## Program Expenditure Schedule

<b>Agency:</b>	<b>Department of Transportation</b>
<b>Program:</b>	<b>SLI Authorized Third Parties</b>

	<u>FY 2022 Actual</u>	<u>FY 2023 Expd. Plan</u>
<b>Expenditure Category Total</b>	<b>40.5</b>	<b>0.0</b>
<b>Appropriated</b>		
DT2030-A State Highway Fund (Appropriated)	40.5	0.0
<b>Fund Source Total</b>	<b>40.5</b>	<b>0.0</b>
Travel In-State	1.1	0.5
<b>Expenditure Category Total</b>	<b>1.1</b>	<b>0.5</b>
<b>Appropriated</b>		
DT2030-A State Highway Fund (Appropriated)	1.1	0.5
DT3113-A Highway User Revenue Fund (Appropriated)	0.0	0.0
<b>Fund Source Total</b>	<b>1.1</b>	<b>0.5</b>
Travel Out of State	0.0	0.0
<b>Expenditure Category Total</b>	<b>0.0</b>	<b>0.0</b>
Food	0.0	0.0
<b>Expenditure Category Total</b>	<b>0.0</b>	<b>0.0</b>
Aid to Organizations and Individuals	0.0	0.0
<b>Expenditure Category Total</b>	<b>0.0</b>	<b>0.0</b>
Other Operating Expenses		320.7
Other Operating Expenditures Budg Approp	0.0	
Other Operating Expenditures Excluded from Cost Allocati	0.0	
Risk Management Charges To State Agency	0.0	
Risk Management Deductible - Indemnity	0.0	
Risk Management Deductible - Legal	0.0	
Risk Management Deductible - Medical	0.0	
Risk Management Deductible - Other	0.0	
Gen Liab- Non Physical-Taxable- Self Ins	0.0	
Gross Proceeds Payments To Attorneys	0.0	
General Liability- Non-Taxable- Self Ins	0.0	
Medical Malpractice - Self-Insured	0.0	
Automobile Liability - Self Insured	0.0	
General Property Damage - Self- Insured	0.0	
Automobile Physical Damage-Self Insured	0.0	
Liability Insurance Premiums	0.0	
Property Insurance Premiums	0.0	
Workers Compensation Benefit Payments	0.0	
Self Insurance - Administrative Fees	0.0	
Self Insurance - Premiums	0.0	
Self Insurance - Claim Payments	0.0	
Self Insurance - Pharmacy Claims	0.0	
Premium Tax On Altcs	0.0	
Other Insurance-Related Charges	0.0	
Internal Service Data Processing	0.0	
Internal Service Data Proc- Pc/Lan	0.0	

## Program Expenditure Schedule

<b>Agency:</b>	<b>Department of Transportation</b>
<b>Program:</b>	<b>SLI Authorized Third Parties</b>

	<u>FY 2022 Actual</u>	<u>FY 2023 Expd. Plan</u>
External Programming-Mainframe/Legacy	0.0	
External Programming- Pc/Lan/Serv/Web	0.0	
External Data Entry	0.0	
Othr External Data Proc-Mainframe/Legacy	0.0	
Othr External Data Proc-Pc/Lan/Serv/Web	0.0	
Pmt for AFIS Development & Usage	0.0	
Internal Service Telecommunications	0.0	
External Telecom Long Distance-In-State	0.0	
External Telecom Long Distance-Out-State	0.0	
Other External Telecommunication Service	0.0	
Electricity	0.0	
Sanitation Waste Disposal	0.0	
Water	0.0	
Gas And Fuel Oil For Buildings	0.0	
Other Utilities	0.0	
Building Rent Charges To State Agencies	0.0	
Priv Lease To Own Bld Rent Chrgs To Agy	0.0	
Cert Of Part Bld Rent Chrgs To Agy	0.0	
Rental Of Land And Buildings	0.0	
Rental Of Computer Equipment	0.0	
Rental Of Other Machinery And Equipment	0.0	
Miscellaneous Rent	2.2	
Interest On Overdue Payments	0.0	
All Other Interest Payments	0.0	
Internal Acct/Budg/Financial Svcs	0.0	
Other Internal Services	0.0	
Repair And Maintenance - Buildings	0.0	
Repair And Maintenance - Vehicles	0.0	
Repair And Maint - Mainframe And Legacy	0.0	
Repair And Maint-Pc/Lan/Serv/Web	0.0	
Repair And Maintenance - Other Equipment	0.0	
Other Repair And Maintenance	0.0	
Software Support And Maintenance	147.1	
Uniforms	0.0	
Inmate Clothing	0.0	
Security Supplies	0.0	
Office Supplies	2.1	
Computer Supplies	1.2	
Housekeeping Supplies	0.0	
Bedding And Bath Supplies	0.0	
Drugs And Medicine Supplies	0.0	
Medical Supplies	0.0	
Dental Supplies	0.0	
Automotive And Transportation Fuels	0.0	
Automotive Lubricants And Supplies	0.0	
Rpr And Maint Supplies-Not Auto Or Build	0.0	
Repair And Maintenance Supplies-Building	0.0	
Other Operating Supplies	0.0	
Publications	0.0	
Aggregate Withheld Or Paid Commissions	0.0	
Lottery Prizes	0.0	

## Program Expenditure Schedule

<b>Agency:</b>	<b>Department of Transportation</b>
<b>Program:</b>	<b>SLI Authorized Third Parties</b>

	<u>FY 2022 Actual</u>	<u>FY 2023 Expd. Plan</u>
Lottery Distribution Costs	0.0	
Material for Further Processing	0.0	
Other Resale Supplies	0.0	
Loss On Sales Of Capital Assets	0.0	
Loss on Sales of Investments	0.0	
Employee Tuition Reimbursement-Graduate	0.0	
Employee Tuition Reimb Under-Grad/Other	0.0	
Conference Registration-Attendance Fees	0.0	
Other Education And Training Costs	0.0	
Advertising	0.0	
Sponsorships	0.0	
Internal Printing	0.0	
External Printing	0.1	
Photography	0.0	
Postage And Delivery	431.0	
Document shredding and Destruction Services	0.4	
Translation and Sign Language Services	0.0	
Distribution To State Universities	0.0	
Other Intrastate Distributions	0.0	
Awards	0.0	
Entertainment And Promotional Items	0.0	
Dues	0.0	
Books- Subscriptions And Publications	0.0	
Costs For Digital Image Or Microfilm	0.0	
Revolving Fund Advances	0.0	
Credit Card Fees Over Approved Limit	0.0	
Relief Bill Expenditures	0.0	
Surplus Property Distr To State Agencies	0.0	
Security Services	0.0	
Judgments - Damages	0.0	
ICA Payments to Claimants Confidential	0.0	
Jdgmnt-Confidential Restitution To Indiv	0.0	
Judgments - Non-Confidential Restitution	0.0	
Judgments - Punitive And Compensatory	0.0	
Pmts Made to Resolve/Disputes/Avoid Costs of Litigation	0.0	
Pmts For Contracted State Inmate Labor	0.0	
Payments To State Inmates	0.0	
Bad Debt Expense	0.0	
Interview Expense	0.0	
Employee Relocations-Nontaxable	0.0	
Employee Relocations-Taxable	0.0	
Non-Confidential Invest/Legal/Law Enf	0.0	
Conf/Sensitive Invest/Legal/Undercover	0.0	
Fingerprinting, Background Checks, Etc.	0.0	
Other Miscellaneous Operating	0.0	

## Program Expenditure Schedule

<b>Agency:</b>	<b>Department of Transportation</b>
<b>Program:</b>	<b>SLI Authorized Third Parties</b>

	<b>FY 2022 Actual</b>	<b>FY 2023 Expd. Plan</b>
<b>Expenditure Category Total</b>	<b>584.1</b>	<b>320.7</b>
<b>Appropriated</b>		
DT2030-A State Highway Fund (Appropriated)	413.6	245.6
DT2272-A Vehicle Inspection and Certificate of Title Enforcement Fu	31.0	20.2
DT2285-A Motor Vehicle Liability Insurance Enforcement Fund (Appr	34.5	34.6
DT3113-A Highway User Revenue Fund (Appropriated)	105.0	20.3
	<b>584.1</b>	<b>320.7</b>
<b>Fund Source Total</b>	<b>584.1</b>	<b>320.7</b>
Current Year Expenditures		0.0
Capital Equipment Budget And Approp	0.0	
Vehicles Capital Purchase	0.0	
Vehicles Capital Leases	0.0	
Furniture Capital Purchase	0.0	
Depreciable Works Of Art & Hist Treas/Coll Capital Purcha	0.0	
Non Depr Works Of Art & Hist Treas/Coll Cap Purchase	0.0	
Furniture Capital Leases	0.0	
Computer Equipment Capital Purchase	0.0	
Computer Equipment Capital Lease	0.0	
Telecommunication Equip-Capital Purchase	0.0	
Telecommunication Equip-Capital Lease	0.0	
Other Equipment Capital Purchase	0.0	
Other Equipment Capital Leases	0.0	
Purchased Or Licensed Software-Website	0.0	
Internally Generated Software-Website	0.0	
Development in Progress	0.0	
Right-Of-Way/Easement/Extraction Rights	0.0	
Oth Int Assets purchased, licensed or internally generate	0.0	
Other intangible assets acquired by capital lease	0.0	
Other Capital Asset Purchases	0.0	
Leasehold Improvement-Capital Purchase	0.0	
Other Capital Asset Leases	0.0	
Non-Capital Equip Budget And Approp	0.0	
Vehicles Non-Capital Purchase	0.0	
Vehicles Non-Capital Leases	0.0	
Furniture Non-Capital Purchase	0.0	
Works Of Art And Hist Treas-Non Capital	0.0	
Furniture Non-Capital Leases	0.0	
Computer Equipment Non-Capital Purchase	0.0	
Computer Equipment Non-Capital Lease	0.0	
Telecomm Equip Non-Capital Purchase	0.0	
Telecomm Equip Non-Capital Leases	0.0	
Other Equipment Non-Capital Purchase	0.0	
Weapons Non-Capital Purchase	0.0	
Other Equipment Non-Capital Lease	0.0	
Purchased Or Licensed Software/Website	0.0	
Internally Generated Software/Website	0.0	
LICENSES AND PERMITS	0.0	
Right-Of-Way/Easement/Extraction Exp	0.0	
Other Intangible Assets - Purchased, Licensed or Internall	0.0	
Noncapital Software/Web By Capital Lease	0.0	

## Program Expenditure Schedule

<b>Agency:</b>	Department of Transportation
<b>Program:</b>	SLI Authorized Third Parties

	FY 2022 Actual	FY 2023 Expd. Plan
Other Intangible Assets Acquired by Capital Lease	0.0	
Other Long Lived Tangible Assets to be Expenses	0.0	
Non-Capital Equipment Excluded from Cost Allocation	0.0	
<b>Expenditure Category Total</b>	<b>0.0</b>	<b>0.0</b>
<hr/>		
Capital Outlay	0.0	0.0
<b>Expenditure Category Total</b>	<b>0.0</b>	<b>0.0</b>
<hr/>		
Debt Service	0.0	0.0
<b>Expenditure Category Total</b>	<b>0.0</b>	<b>0.0</b>
<hr/>		
Cost Allocation	0.0	0.0
<b>Expenditure Category Total</b>	<b>0.0</b>	<b>0.0</b>
<hr/>		
Transfers	0.0	0.0
<b>Expenditure Category Total</b>	<b>0.0</b>	<b>0.0</b>

<b>Employee Retirement Coverage</b>			
<b>Retirement System</b>	<b>FTE</b>	<b>Personal Services</b>	<b>Fund#</b>
Arizona State Retirement System	0.0	962.5	DT2030-A
Arizona State Retirement System	0.0	120.0	DT3113-A
Arizona State Retirement System	0.0	43.3	DT2285-A
Arizona State Retirement System	0.0	50.5	DT2272-A

## Program Budget Unit Summary of Expenditures and Budget Request for Selected Funds

**Agency:** Department of Transportation

FY 2022 Actual	FY 2023 Expd. Plan	FY 2024 Fund. Issue	FY 2024 Total Request
-------------------	-----------------------	------------------------	--------------------------

**Program:** SLI Driver License Security Software

**Fund:** DT2030-A State Highway Fund

**Appropriated**

6000	Personal Services	0.0	0.0	0.0	0.0
6100	Employee Related Expenses	0.0	0.0	0.0	0.0
6200	Professional and Outside Services	0.0	160.0	0.0	160.0
6500	Travel In-State	0.0	0.0	0.0	0.0
6600	Travel Out of State	0.0	0.0	0.0	0.0
6700	Food	0.0	0.0	0.0	0.0
6800	Aid to Organizations and Individuals	0.0	0.0	0.0	0.0
7000	Other Operating Expenses	0.0	0.0	0.0	0.0
8000	Equipment	0.0	0.0	0.0	0.0
8100	Capital Outlay	0.0	0.0	0.0	0.0
8600	Debt Service	0.0	0.0	0.0	0.0
9000	Cost Allocation	0.0	0.0	0.0	0.0
9100	Transfers	0.0	0.0	0.0	0.0

<b>Appropriated Total:</b>		0.0	160.0	0.0	160.0
----------------------------	--	-----	-------	-----	-------

<b>Fund Total:</b>		0.0	160.0	0.0	160.0
--------------------	--	-----	-------	-----	-------

**Fund:** DT2285-A Motor Vehicle Liability Insurance Enforcement Fund

**Appropriated**

0000	FTE	0.0	0.0	0.0	0.0
6000	Personal Services	0.0	0.0	0.0	0.0
6100	Employee Related Expenses	0.0	0.0	0.0	0.0
6200	Professional and Outside Services	0.0	2,100.0	0.0	2,100.0
6500	Travel In-State	0.0	0.0	0.0	0.0
6600	Travel Out of State	0.0	0.0	0.0	0.0
6700	Food	0.0	0.0	0.0	0.0
6800	Aid to Organizations and Individuals	0.0	0.0	0.0	0.0
7000	Other Operating Expenses	0.0	0.0	(2,100.0)	(2,100.0)
8000	Equipment	0.0	0.0	0.0	0.0
8100	Capital Outlay	0.0	0.0	0.0	0.0

## Program Budget Unit Summary of Expenditures and Budget Request for Selected Funds

**Agency:** Department of Transportation

FY 2022 Actual	FY 2023 Expd. Plan	FY 2024 Fund. Issue	FY 2024 Total Request
-------------------	-----------------------	------------------------	--------------------------

**Program:** SLI Driver License Security Software

**Fund:** DT2285-A Motor Vehicle Liability Insurance Enforcement Fund

**Appropriated**

8600	Debt Service	0.0	0.0	0.0	0.0
9000	Cost Allocation	0.0	0.0	0.0	0.0
9100	Transfers	0.0	0.0	0.0	0.0

<b>Appropriated Total:</b>		0.0	2,100.0	(2,100.0)	0.0
----------------------------	--	-----	---------	-----------	-----

<b>Fund Total:</b>		0.0	2,100.0	(2,100.0)	0.0
--------------------	--	-----	---------	-----------	-----

<b>Program Total For Selected Funds:</b>		0.0	2,260.0	(2,100.0)	160.0
--	--	-----	---------	-----------	-------

## Program Budget Unit Summary of Expenditures and Budget Request for All Funds

<b>Agency:</b>	Department of Transportation
<b>Program:</b>	SLI Driver License Security Software

Expenditure Categories		FY 2022	FY 2023	FY 2024	FY 2024
		Actual	Expd. Plan	Fund. Issue	Total Request
0000	FTE	0.0	0.0	0.0	0.0
6000	Personal Services	0.0	0.0	0.0	0.0
6100	Employee Related Expenses	0.0	0.0	0.0	0.0
6200	Professional and Outside Services	0.0	2,260.0	0.0	2,260.0
6500	Travel In-State	0.0	0.0	0.0	0.0
6600	Travel Out of State	0.0	0.0	0.0	0.0
6700	Food	0.0	0.0	0.0	0.0
6800	Aid to Organizations and Individuals	0.0	0.0	0.0	0.0
7000	Other Operating Expenses	0.0	0.0	(2,100.0)	(2,100.0)
8000	Equipment	0.0	0.0	0.0	0.0
8100	Capital Outlay	0.0	0.0	0.0	0.0
8600	Debt Service	0.0	0.0	0.0	0.0
9000	Cost Allocation	0.0	0.0	0.0	0.0
9100	Transfers	0.0	0.0	0.0	0.0
Expenditure Categories Total:		0.0	2,260.0	(2,100.0)	160.0
Fund Source					
Appropriated Funds					
DT2030-A	State Highway Fund (Appropriated)	0.0	160.0	0.0	160.0
DT2285-A	Motor Vehicle Liability Insurance Enforcement Fun	0.0	2,100.0	(2,100.0)	0.0
		0.0	2,260.0	(2,100.0)	160.0
Fund Source Total:		0.0	2,260.0	(2,100.0)	160.0



Program Expenditure Schedule

Agency:	Department of Transportation
Program:	SLI Driver License Security Software

	FY 2022 Actual	FY 2023 Expd. Plan
Professional and Outside Services		2,260.0
Expenditure Category Total	0.0	2,260.0
Appropriated		
DT2030-A State Highway Fund (Appropriated)	0.0	160.0
DT2285-A Motor Vehicle Liability Insurance Enforcement Fund (Appr	0.0	2,100.0
	0.0	2,260.0
Fund Source Total	0.0	2,260.0

## Program Summary of Expenditures and Budget Request

<b>Agency:</b>	Department of Transportation
<b>Program:</b>	State Motor Vehicle Fleet

		FY 2022 Actual	FY 2023 Expd. Plan	FY 2024 Fund. Issue	FY 2024 Total Request
<b>Program Summary</b>					
4-2	SLI State Fleet Operations	13,612.3	25,267.1	(8,600.0)	16,667.1
4-3	SLI State Fleet Vehicle Replacement	1,598.5	10,715.8	(4,381.0)	6,334.8
<b>Program Summary Total:</b>		15,210.8	35,982.9	(12,981.0)	23,001.9
<b>Expenditure Categories</b>					
0000	FTE Positions	0.0	0.0	0.0	0.0
6000	Personal Services	0.0	0.0	0.0	0.0
6100	Employee Related Expenses	0.0	0.0	0.0	0.0
6200	Professional and Outside Services	0.0	0.0	0.0	0.0
6500	Travel In-State	0.0	0.0	0.0	0.0
6600	Travel Out of State	0.0	0.0	0.0	0.0
6700	Food	0.0	0.0	0.0	0.0
6800	Aid to Organizations and Individuals	0.0	0.0	0.0	0.0
7000	Other Operating Expenses	13,612.3	25,267.1	(12,981.0)	12,286.1
8000	Equipment	1,598.5	10,715.8	0.0	10,715.8
8100	Capital Outlay	0.0	0.0	0.0	0.0
8600	Debt Service	0.0	0.0	0.0	0.0
9000	Cost Allocation	0.0	0.0	0.0	0.0
9100	Transfers	0.0	0.0	0.0	0.0
<b>Expenditure Categories Total:</b>		15,210.8	35,982.9	(12,981.0)	23,001.9
<b>Fund Source</b>					
<b>Appropriated Funds</b>					
DT4071-A	State Fleet Operations Fund (Appropriated)	13,612.3	25,267.1	(8,600.0)	16,667.1
DT4072-A	State Fleet Vehicle Replacement Fund (Appropriated)	1,598.5	10,715.8	(4,381.0)	6,334.8
<b>Fund Source Total:</b>		15,210.8	35,982.9	(12,981.0)	23,001.9

## Program Group Summary of Expenditures and Budget Request for Selected Funds

<b>Agency:</b>	Department of Transportation
<b>Program:</b>	State Motor Vehicle Fleet

	FY 2022 Actual	FY 2023 Expd. Plan	FY 2024 Fund. Issue	FY 2024 Total Request
--	-------------------	-----------------------	------------------------	--------------------------

<b>Fund:</b>	DT4071-A State Fleet Operations Fund (Appropriated)
--------------	---

### Program Expenditures

#### COST CENTER/PROGRAM BUDGET UNIT

4-2	SLI State Fleet Operations	13,612.3	25,267.1	(8,600.0)	16,667.1
	Total	13,612.3	25,267.1	(8,600.0)	16,667.1

### Appropriated Funding

#### Expenditure Categories

FTE Positions	0.0	0.0	0.0	0.0
Personal Services	0.0	0.0	0.0	0.0
Employee Related Expenses	0.0	0.0	0.0	0.0
Professional and Outside Services	0.0	0.0	0.0	0.0
Travel In-State	0.0	0.0	0.0	0.0
Travel Out of State	0.0	0.0	0.0	0.0
Food	0.0	0.0	0.0	0.0
Aid to Organizations and Individuals	0.0	0.0	0.0	0.0
Other Operating Expenses	13,612.3	25,267.1	(8,600.0)	16,667.1
Equipment	0.0	0.0	0.0	0.0
Capital Outlay	0.0	0.0	0.0	0.0
Debt Service	0.0	0.0	0.0	0.0
Cost Allocation	0.0	0.0	0.0	0.0
Transfers	0.0	0.0	0.0	0.0

<b>Expenditure Categories Total:</b>	13,612.3	25,267.1	(8,600.0)	16,667.1
--------------------------------------	----------	----------	-----------	----------

<b>Fund DT4071-A Total:</b>	13,612.3	25,267.1	(8,600.0)	16,667.1
-----------------------------	----------	----------	-----------	----------

## Program Group Summary of Expenditures and Budget Request for Selected Funds

<b>Agency:</b>	Department of Transportation
<b>Program:</b>	State Motor Vehicle Fleet

	FY 2022 Actual	FY 2023 Expd. Plan	FY 2024 Fund. Issue	FY 2024 Total Request
--	-------------------	-----------------------	------------------------	--------------------------

<b>Fund:</b>	DT4072-A State Fleet Vehicle Replacement Fund (Appropriated)
--------------	--

### Program Expenditures

#### COST CENTER/PROGRAM BUDGET UNIT

4-3	SLI State Fleet Vehicle Replacement	1,598.5	10,715.8	(4,381.0)	6,334.8
	Total	1,598.5	10,715.8	(4,381.0)	6,334.8

### Appropriated Funding

#### Expenditure Categories

FTE Positions	0.0	0.0	0.0	0.0
Personal Services	0.0	0.0	0.0	0.0
Employee Related Expenses	0.0	0.0	0.0	0.0
Professional and Outside Services	0.0	0.0	0.0	0.0
Travel In-State	0.0	0.0	0.0	0.0
Travel Out of State	0.0	0.0	0.0	0.0
Food	0.0	0.0	0.0	0.0
Aid to Organizations and Individuals	0.0	0.0	0.0	0.0
Other Operating Expenses	0.0	0.0	(4,381.0)	(4,381.0)
Equipment	1,598.5	10,715.8	0.0	10,715.8
Capital Outlay	0.0	0.0	0.0	0.0
Debt Service	0.0	0.0	0.0	0.0
Cost Allocation	0.0	0.0	0.0	0.0
Transfers	0.0	0.0	0.0	0.0

<b>Expenditure Categories Total:</b>	1,598.5	10,715.8	(4,381.0)	6,334.8
--------------------------------------	---------	----------	-----------	---------

<b>Fund DT4072-A Total:</b>	1,598.5	10,715.8	(4,381.0)	6,334.8
-----------------------------	---------	----------	-----------	---------

<b>Program 4 Total:</b>	15,210.8	35,982.9	(12,981.0)	23,001.9
-------------------------	----------	----------	------------	----------

## Program Budget Unit Summary of Expenditures and Budget Request for All Funds

<b>Agency:</b>	Department of Transportation
<b>Program:</b>	SLI State Fleet Operations

Expenditure Categories		FY 2022	FY 2023	FY 2024	FY 2024
		Actual	Expd. Plan	Fund. Issue	Total Request
0000	FTE	0.0	0.0	0.0	0.0
6000	Personal Services	0.0	0.0	0.0	0.0
6100	Employee Related Expenses	0.0	0.0	0.0	0.0
6200	Professional and Outside Services	0.0	0.0	0.0	0.0
6500	Travel In-State	0.0	0.0	0.0	0.0
6600	Travel Out of State	0.0	0.0	0.0	0.0
6700	Food	0.0	0.0	0.0	0.0
6800	Aid to Organizations and Individuals	0.0	0.0	0.0	0.0
7000	Other Operating Expenses	13,612.3	25,267.1	(8,600.0)	16,667.1
8000	Equipment	0.0	0.0	0.0	0.0
8100	Capital Outlay	0.0	0.0	0.0	0.0
8600	Debt Service	0.0	0.0	0.0	0.0
9000	Cost Allocation	0.0	0.0	0.0	0.0
9100	Transfers	0.0	0.0	0.0	0.0
<b>Expenditure Categories Total:</b>		13,612.3	25,267.1	(8,600.0)	16,667.1

Fund Source					
<b>Appropriated Funds</b>					
DT4071-A State Fleet Operations Fund (Appropriated)		13,612.3	25,267.1	(8,600.0)	16,667.1
		13,612.3	25,267.1	(8,600.0)	16,667.1
<b>Fund Source Total:</b>		13,612.3	25,267.1	(8,600.0)	16,667.1

## Program Budget Unit Summary of Expenditures and Budget Request for Selected Funds

**Agency:** Department of Transportation

FY 2022 Actual	FY 2023 Expd. Plan	FY 2024 Fund. Issue	FY 2024 Total Request
-------------------	-----------------------	------------------------	--------------------------

**Program:** SLI State Fleet Operations

**Fund:** DT4071-A State Fleet Operations Fund

**Appropriated**

0000 FTE	0.0	0.0	0.0	0.0
6000 Personal Services	0.0	0.0	0.0	0.0
6100 Employee Related Expenses	0.0	0.0	0.0	0.0
6200 Professional and Outside Services	0.0	0.0	0.0	0.0
6500 Travel In-State	0.0	0.0	0.0	0.0
6600 Travel Out of State	0.0	0.0	0.0	0.0
6700 Food	0.0	0.0	0.0	0.0
6800 Aid to Organizations and Individuals	0.0	0.0	0.0	0.0
7000 Other Operating Expenses	13,612.3	25,267.1	(8,600.0)	16,667.1
8000 Equipment	0.0	0.0	0.0	0.0
8100 Capital Outlay	0.0	0.0	0.0	0.0
8600 Debt Service	0.0	0.0	0.0	0.0
9000 Cost Allocation	0.0	0.0	0.0	0.0
9100 Transfers	0.0	0.0	0.0	0.0

<b>Appropriated Total:</b>	13,612.3	25,267.1	(8,600.0)	16,667.1
----------------------------	----------	----------	-----------	----------

<b>Fund Total:</b>	13,612.3	25,267.1	(8,600.0)	16,667.1
--------------------	----------	----------	-----------	----------

<b>Program Total For Selected Funds:</b>	13,612.3	25,267.1	(8,600.0)	16,667.1
--	----------	----------	-----------	----------

## Program Expenditure Schedule

<b>Agency:</b>	Department of Transportation
<b>Program:</b>	SLI State Fleet Operations

	FY 2022 Actual	FY 2023 Expd. Plan
FTE	0.0	0.0
<b>Expenditure Category Total</b>	<b>0.0</b>	<b>0.0</b>
Personal Services	0.0	0.0
Boards and Commissions	0.0	0.0
<b>Expenditure Category Total</b>	<b>0.0</b>	<b>0.0</b>
Employee Related Expenses	0.0	0.0
<b>Expenditure Category Total</b>	<b>0.0</b>	<b>0.0</b>
Professional and Outside Services		0.0
External Prof/Outside Serv Budg And Appn	0.0	
External Investment Services	0.0	
Other External Financial Services	0.0	
Attorney General Legal Services	0.0	
External Legal Services	0.0	
External Engineer/Architect Cost - Exp	0.0	
External Engineer/Architect Cost- Cap	0.0	
Other Design	0.0	
Temporary Agency Services	0.0	
Hospital Services	0.0	
Other Medical Services	0.0	
Institutional Care	0.0	
Education And Training	0.0	
Vendor Travel	0.0	
Professional & Outside Services Excluded from Cost Alloca	0.0	
Vendor Travel - Non Reportable	0.0	
External Telecom Consulting Services	0.0	
Costs related to those in custody of the State	0.0	
Non - Confidential Specialist Fees	0.0	
Confidential Specialist Fees	0.0	
Outside Actuarial Costs	0.0	
Other Professional And Outside Services	0.0	
<b>Expenditure Category Total</b>	<b>0.0</b>	<b>0.0</b>
Travel In-State	0.0	0.0
<b>Expenditure Category Total</b>	<b>0.0</b>	<b>0.0</b>
Travel Out of State	0.0	0.0
<b>Expenditure Category Total</b>	<b>0.0</b>	<b>0.0</b>
Food	0.0	0.0
<b>Expenditure Category Total</b>	<b>0.0</b>	<b>0.0</b>
Aid to Organizations and Individuals	0.0	0.0
<b>Expenditure Category Total</b>	<b>0.0</b>	<b>0.0</b>

## Program Expenditure Schedule

<b>Agency:</b>	<b>Department of Transportation</b>
<b>Program:</b>	<b>SLI State Fleet Operations</b>

	<b>FY 2022 Actual</b>	<b>FY 2023 Expd. Plan</b>
Other Operating Expenses		25,267.1
Other Operating Expenditures Budg Approp	0.0	
Other Operating Expenditures Excluded from Cost Allocati	0.0	
Risk Management Charges To State Agency	684.7	
Risk Management Deductible - Indemnity	0.0	
Risk Management Deductible - Legal	0.0	
Risk Management Deductible - Medical	0.0	
Risk Management Deductible - Other	0.0	
Gen Liab- Non Physical-Taxable- Self Ins	0.0	
Gross Proceeds Payments To Attorneys	0.0	
General Liability- Non-Taxable- Self Ins	0.0	
Medical Malpractice - Self-Insured	0.0	
Automobile Liability - Self Insured	0.0	
General Property Damage - Self- Insured	0.0	
Automobile Physical Damage-Self Insured	0.0	
Liability Insurance Premiums	0.0	
Property Insurance Premiums	0.0	
Workers Compensation Benefit Payments	0.0	
Self Insurance - Administrative Fees	0.0	
Self Insurance - Premiums	0.0	
Self Insurance - Claim Payments	0.0	
Self Insurance - Pharmacy Claims	0.0	
Premium Tax On Altcs	0.0	
Other Insurance-Related Charges	0.0	
Internal Service Data Processing	0.0	
Internal Service Data Proc- Pc/Lan	0.0	
External Programming-Mainframe/Legacy	0.0	
External Programming- Pc/Lan/Serv/Web	0.0	
External Data Entry	0.0	
Othr External Data Proc-Mainframe/Legacy	0.0	
Othr External Data Proc-Pc/Lan/Serv/Web	0.0	
Pmt for AFIS Development & Usage	0.0	
Internal Service Telecommunications	0.0	
External Telecom Long Distance-In-State	0.0	
External Telecom Long Distance-Out-State	0.0	
Other External Telecommunication Service	0.0	
Electricity	0.0	
Sanitation Waste Disposal	0.0	
Water	0.0	
Gas And Fuel Oil For Buildings	0.0	
Other Utilities	0.0	
Building Rent Charges To State Agencies	0.0	
Priv Lease To Own Bld Rent Chrgs To Agy	0.0	
Cert Of Part Bld Rent Chrgs To Agy	0.0	
Rental Of Land And Buildings	0.0	
Rental Of Computer Equipment	0.0	
Rental Of Other Machinery And Equipment	0.0	
Miscellaneous Rent	0.0	
Interest On Overdue Payments	0.0	
All Other Interest Payments	0.0	
Internal Acct/Budg/Financial Svcs	0.0	



## Program Expenditure Schedule

<b>Agency:</b>	<b>Department of Transportation</b>
<b>Program:</b>	<b>SLI State Fleet Operations</b>

	<u>FY 2022 Actual</u>	<u>FY 2023 Expd. Plan</u>
Other Internal Services	0.0	
Repair And Maintenance - Buildings	0.0	
Repair And Maintenance - Vehicles	0.0	
Repair And Maint - Mainframe And Legacy	0.0	
Repair And Maint-Pc/Lan/Serv/Web	0.0	
Repair And Maintenance - Other Equipment	0.0	
Other Repair And Maintenance	0.0	
Software Support And Maintenance	3,625.4	
Uniforms	0.0	
Inmate Clothing	0.0	
Security Supplies	0.0	
Office Supplies	0.0	
Computer Supplies	0.0	
Housekeeping Supplies	0.0	
Bedding And Bath Supplies	0.0	
Drugs And Medicine Supplies	0.0	
Medical Supplies	0.0	
Dental Supplies	0.0	
Automotive And Transportation Fuels	4,520.0	
Automotive Lubricants And Supplies	4,781.4	
Rpr And Maint Supplies-Not Auto Or Build	0.0	
Repair And Maintenance Supplies-Building	0.0	
Other Operating Supplies	0.0	
Publications	0.0	
Aggregate Withheld Or Paid Commissions	0.0	
Lottery Prizes	0.0	
Lottery Distribution Costs	0.0	
Material for Further Processing	0.0	
Other Resale Supplies	0.0	
Loss On Sales Of Capital Assets	0.0	
Loss on Sales of Investments	0.0	
Employee Tuition Reimbursement-Graduate	0.0	
Employee Tuition Reimb Under-Grad/Other	0.0	
Conference Registration-Attendance Fees	0.0	
Other Education And Training Costs	0.0	
Advertising	0.0	
Sponsorships	0.0	
Internal Printing	0.0	
External Printing	0.8	
Photography	0.0	
Postage And Delivery	0.0	
Document shredding and Destruction Services	0.0	
Translation and Sign Language Services	0.0	
Distribution To State Universities	0.0	
Other Intrastate Distributions	0.0	
Awards	0.0	
Entertainment And Promotional Items	0.0	
Dues	0.0	
Books- Subscriptions And Publications	0.0	
Costs For Digital Image Or Microfilm	0.0	
Revolving Fund Advances	0.0	

## Program Expenditure Schedule

<b>Agency:</b>	<b>Department of Transportation</b>
<b>Program:</b>	<b>SLI State Fleet Operations</b>

	<b>FY 2022 Actual</b>	<b>FY 2023 Expd. Plan</b>
Credit Card Fees Over Approved Limit	0.0	
Relief Bill Expenditures	0.0	
Surplus Property Distr To State Agencies	0.0	
Security Services	0.0	
Judgments - Damages	0.0	
ICA Payments to Claimants Confidential	0.0	
Jdgmnt-Confidential Restitution To Indiv	0.0	
Judgments - Non-Confidential Restitution	0.0	
Judgments - Punitive And Compensatory	0.0	
Pmts Made to Resolve/Disputes/Avoid Costs of Litigation	0.0	
Pmts For Contracted State Inmate Labor	0.0	
Payments To State Inmates	0.0	
Bad Debt Expense	0.0	
Interview Expense	0.0	
Employee Relocations-Nontaxable	0.0	
Employee Relocations-Taxable	0.0	
Non-Confidential Invest/Legal/Law Enf	0.0	
Conf/Sensitive Invest/Legal/Undercover	0.0	
Fingerprinting, Background Checks, Etc.	0.0	
Other Miscellaneous Operating	0.0	
<b>Expenditure Category Total</b>	<b>13,612.3</b>	<b>25,267.1</b>
<b>Appropriated</b>		
DT4071-A State Fleet Operations Fund (Appropriated)	13,612.3	25,267.1
	<b>13,612.3</b>	<b>25,267.1</b>
<b>Fund Source Total</b>	<b>13,612.3</b>	<b>25,267.1</b>
Current Year Expenditures		0.0
Capital Equipment Budget And Approp	0.0	
Vehicles Capital Purchase	0.0	
Vehicles Capital Leases	0.0	
Furniture Capital Purchase	0.0	
Depreciable Works Of Art & Hist Treas/Coll Capital Purcha	0.0	
Non Depr Works Of Art & Hist Treas/Coll Cap Purchase	0.0	
Furniture Capital Leases	0.0	
Computer Equipment Capital Purchase	0.0	
Computer Equipment Capital Lease	0.0	
Telecommunication Equip-Capital Purchase	0.0	
Telecommunication Equip-Capital Lease	0.0	
Other Equipment Capital Purchase	0.0	
Other Equipment Capital Leases	0.0	
Purchased Or Licensed Software-Website	0.0	
Internally Generated Software-Website	0.0	
Development in Progress	0.0	
Right-Of-Way/Easement/Extraction Rights	0.0	
Oth Int Assets purchased, licensed or internally generate	0.0	
Other intangible assets acquired by capital lease	0.0	
Other Capital Asset Purchases	0.0	
Leasehold Improvement-Capital Purchase	0.0	
Other Capital Asset Leases	0.0	
Non-Capital Equip Budget And Approp	0.0	
Vehicles Non-Capital Purchase	0.0	

## Program Expenditure Schedule

<b>Agency:</b>	<b>Department of Transportation</b>
<b>Program:</b>	<b>SLI State Fleet Operations</b>

	FY 2022 Actual	FY 2023 Expd. Plan
Vehicles Non-Capital Leases	0.0	
Furniture Non-Capital Purchase	0.0	
Works Of Art And Hist Treas-Non Capital	0.0	
Furniture Non-Capital Leases	0.0	
Computer Equipment Non-Capital Purchase	0.0	
Computer Equipment Non-Capital Lease	0.0	
Telecomm Equip Non-Capital Purchase	0.0	
Telecomm Equip Non-Capital Leases	0.0	
Other Equipment Non-Capital Purchase	0.0	
Weapons Non-Capital Purchase	0.0	
Other Equipment Non-Capital Lease	0.0	
Purchased Or Licensed Software/Website	0.0	
Internally Generated Software/Website	0.0	
LICENSES AND PERMITS	0.0	
Right-Of-Way/Easement/Extraction Exp	0.0	
Other Intangible Assets - Purchased, Licensed or Internall	0.0	
Noncapital Software/Web By Capital Lease	0.0	
Other Intangible Assets Acquired by Capital Lease	0.0	
Other Long Lived Tangible Assets to be Expenses	0.0	
Non-Capital Equipment Excluded from Cost Allocation	0.0	
<b>Expenditure Category Total</b>	<b>0.0</b>	<b>0.0</b>
<hr/>		
Capital Outlay	0.0	0.0
<b>Expenditure Category Total</b>	<b>0.0</b>	<b>0.0</b>
<hr/>		
Debt Service	0.0	0.0
<b>Expenditure Category Total</b>	<b>0.0</b>	<b>0.0</b>
<hr/>		
Cost Allocation	0.0	0.0
<b>Expenditure Category Total</b>	<b>0.0</b>	<b>0.0</b>
<hr/>		
<b>Appropriated</b>		
DT4071-A State Fleet Operations Fund (Appropriated)	0.0	0.0
	<b>0.0</b>	<b>0.0</b>
<b>Fund Source Total</b>	<b>0.0</b>	<b>0.0</b>
<hr/>		
Transfers	0.0	0.0
<b>Expenditure Category Total</b>	<b>0.0</b>	<b>0.0</b>
<hr/>		

## Program Budget Unit Summary of Expenditures and Budget Request for All Funds

<b>Agency:</b>	Department of Transportation
<b>Program:</b>	SLI State Fleet Vehicle Replacement

Expenditure Categories		FY 2022	FY 2023	FY 2024	FY 2024
		Actual	Expd. Plan	Fund. Issue	Total Request
0000	FTE	0.0	0.0	0.0	0.0
6000	Personal Services	0.0	0.0	0.0	0.0
6100	Employee Related Expenses	0.0	0.0	0.0	0.0
6200	Professional and Outside Services	0.0	0.0	0.0	0.0
6500	Travel In-State	0.0	0.0	0.0	0.0
6600	Travel Out of State	0.0	0.0	0.0	0.0
6700	Food	0.0	0.0	0.0	0.0
6800	Aid to Organizations and Individuals	0.0	0.0	0.0	0.0
7000	Other Operating Expenses	0.0	0.0	(4,381.0)	(4,381.0)
8000	Equipment	1,598.5	10,715.8	0.0	10,715.8
8100	Capital Outlay	0.0	0.0	0.0	0.0
8600	Debt Service	0.0	0.0	0.0	0.0
9000	Cost Allocation	0.0	0.0	0.0	0.0
9100	Transfers	0.0	0.0	0.0	0.0
<b>Expenditure Categories Total:</b>		1,598.5	10,715.8	(4,381.0)	6,334.8

Fund Source					
<b>Appropriated Funds</b>					
DT4072-A	State Fleet Vehicle Replacement Fund (Appropriat	1,598.5	10,715.8	(4,381.0)	6,334.8
		1,598.5	10,715.8	(4,381.0)	6,334.8
<b>Fund Source Total:</b>		1,598.5	10,715.8	(4,381.0)	6,334.8

## Program Budget Unit Summary of Expenditures and Budget Request for Selected Funds

**Agency:** Department of Transportation

FY 2022 Actual	FY 2023 Expd. Plan	FY 2024 Fund. Issue	FY 2024 Total Request
-------------------	-----------------------	------------------------	--------------------------

**Program:** SLI State Fleet Vehicle Replacement

**Fund:** DT4072-A State Fleet Vehicle Replacement Fund

**Appropriated**

0000	FTE	0.0	0.0	0.0	0.0
6000	Personal Services	0.0	0.0	0.0	0.0
6100	Employee Related Expenses	0.0	0.0	0.0	0.0
6200	Professional and Outside Services	0.0	0.0	0.0	0.0
6500	Travel In-State	0.0	0.0	0.0	0.0
6600	Travel Out of State	0.0	0.0	0.0	0.0
6700	Food	0.0	0.0	0.0	0.0
6800	Aid to Organizations and Individuals	0.0	0.0	0.0	0.0
7000	Other Operating Expenses	0.0	0.0	(4,381.0)	(4,381.0)
8000	Equipment	1,598.5	10,715.8	0.0	10,715.8
8100	Capital Outlay	0.0	0.0	0.0	0.0
8600	Debt Service	0.0	0.0	0.0	0.0
9000	Cost Allocation	0.0	0.0	0.0	0.0
9100	Transfers	0.0	0.0	0.0	0.0
<b>Appropriated Total:</b>		1,598.5	10,715.8	(4,381.0)	6,334.8
<b>Fund Total:</b>		1,598.5	10,715.8	(4,381.0)	6,334.8
<b>Program Total For Selected Funds:</b>		1,598.5	10,715.8	(4,381.0)	6,334.8

## Program Expenditure Schedule

<b>Agency:</b>	Department of Transportation
<b>Program:</b>	SLI State Fleet Vehicle Replacement

	FY 2022 Actual	FY 2023 Expd. Plan
FTE	0.0	0.0
<b>Expenditure Category Total</b>	<b>0.0</b>	<b>0.0</b>
Personal Services	0.0	0.0
Boards and Commissions	0.0	0.0
<b>Expenditure Category Total</b>	<b>0.0</b>	<b>0.0</b>
Employee Related Expenses	0.0	0.0
<b>Expenditure Category Total</b>	<b>0.0</b>	<b>0.0</b>
Professional and Outside Services		0.0
External Prof/Outside Serv Budg And Appn	0.0	
External Investment Services	0.0	
Other External Financial Services	0.0	
Attorney General Legal Services	0.0	
External Legal Services	0.0	
External Engineer/Architect Cost - Exp	0.0	
External Engineer/Architect Cost- Cap	0.0	
Other Design	0.0	
Temporary Agency Services	0.0	
Hospital Services	0.0	
Other Medical Services	0.0	
Institutional Care	0.0	
Education And Training	0.0	
Vendor Travel	0.0	
Professional & Outside Services Excluded from Cost Alloca	0.0	
Vendor Travel - Non Reportable	0.0	
External Telecom Consulting Services	0.0	
Costs related to those in custody of the State	0.0	
Non - Confidential Specialist Fees	0.0	
Confidential Specialist Fees	0.0	
Outside Actuarial Costs	0.0	
Other Professional And Outside Services	0.0	
<b>Expenditure Category Total</b>	<b>0.0</b>	<b>0.0</b>
Travel In-State	0.0	0.0
<b>Expenditure Category Total</b>	<b>0.0</b>	<b>0.0</b>
Travel Out of State	0.0	0.0
<b>Expenditure Category Total</b>	<b>0.0</b>	<b>0.0</b>
Food	0.0	0.0
<b>Expenditure Category Total</b>	<b>0.0</b>	<b>0.0</b>
Aid to Organizations and Individuals	0.0	0.0
<b>Expenditure Category Total</b>	<b>0.0</b>	<b>0.0</b>

## Program Expenditure Schedule

<b>Agency:</b>	<b>Department of Transportation</b>
<b>Program:</b>	<b>SLI State Fleet Vehicle Replacement</b>

	<u>FY 2022 Actual</u>	<u>FY 2023 Expd. Plan</u>
Other Operating Expenses		0.0
Other Operating Expenditures Budg Approp	0.0	
Other Operating Expenditures Excluded from Cost Allocati	0.0	
Risk Management Charges To State Agency	0.0	
Risk Management Deductible - Indemnity	0.0	
Risk Management Deductible - Legal	0.0	
Risk Management Deductible - Medical	0.0	
Risk Management Deductible - Other	0.0	
Gen Liab- Non Physical-Taxable- Self Ins	0.0	
Gross Proceeds Payments To Attorneys	0.0	
General Liability- Non-Taxable- Self Ins	0.0	
Medical Malpractice - Self-Insured	0.0	
Automobile Liability - Self Insured	0.0	
General Property Damage - Self- Insured	0.0	
Automobile Physical Damage-Self Insured	0.0	
Liability Insurance Premiums	0.0	
Property Insurance Premiums	0.0	
Workers Compensation Benefit Payments	0.0	
Self Insurance - Administrative Fees	0.0	
Self Insurance - Premiums	0.0	
Self Insurance - Claim Payments	0.0	
Self Insurance - Pharmacy Claims	0.0	
Premium Tax On Altcs	0.0	
Other Insurance-Related Charges	0.0	
Internal Service Data Processing	0.0	
Internal Service Data Proc- Pc/Lan	0.0	
External Programming-Mainframe/Legacy	0.0	
External Programming- Pc/Lan/Serv/Web	0.0	
External Data Entry	0.0	
Othr External Data Proc-Mainframe/Legacy	0.0	
Othr External Data Proc-Pc/Lan/Serv/Web	0.0	
Pmt for AFIS Development & Usage	0.0	
Internal Service Telecommunications	0.0	
External Telecom Long Distance-In-State	0.0	
External Telecom Long Distance-Out-State	0.0	
Other External Telecommunication Service	0.0	
Electricity	0.0	
Sanitation Waste Disposal	0.0	
Water	0.0	
Gas And Fuel Oil For Buildings	0.0	
Other Utilities	0.0	
Building Rent Charges To State Agencies	0.0	
Priv Lease To Own Bld Rent Chrgs To Agy	0.0	
Cert Of Part Bld Rent Chrgs To Agy	0.0	
Rental Of Land And Buildings	0.0	
Rental Of Computer Equipment	0.0	
Rental Of Other Machinery And Equipment	0.0	
Miscellaneous Rent	0.0	
Interest On Overdue Payments	0.0	
All Other Interest Payments	0.0	
Internal Acct/Budg/Financial Svcs	0.0	

## Program Expenditure Schedule

<b>Agency:</b>	<b>Department of Transportation</b>
<b>Program:</b>	<b>SLI State Fleet Vehicle Replacement</b>

	<b>FY 2022 Actual</b>	<b>FY 2023 Expd. Plan</b>
Other Internal Services	0.0	
Repair And Maintenance - Buildings	0.0	
Repair And Maintenance - Vehicles	0.0	
Repair And Maint - Mainframe And Legacy	0.0	
Repair And Maint-Pc/Lan/Serv/Web	0.0	
Repair And Maintenance - Other Equipment	0.0	
Other Repair And Maintenance	0.0	
Software Support And Maintenance	0.0	
Uniforms	0.0	
Inmate Clothing	0.0	
Security Supplies	0.0	
Office Supplies	0.0	
Computer Supplies	0.0	
Housekeeping Supplies	0.0	
Bedding And Bath Supplies	0.0	
Drugs And Medicine Supplies	0.0	
Medical Supplies	0.0	
Dental Supplies	0.0	
Automotive And Transportation Fuels	0.0	
Automotive Lubricants And Supplies	0.0	
Rpr And Maint Supplies-Not Auto Or Build	0.0	
Repair And Maintenance Supplies-Building	0.0	
Other Operating Supplies	0.0	
Publications	0.0	
Aggregate Withheld Or Paid Commissions	0.0	
Lottery Prizes	0.0	
Lottery Distribution Costs	0.0	
Material for Further Processing	0.0	
Other Resale Supplies	0.0	
Loss On Sales Of Capital Assets	0.0	
Loss on Sales of Investments	0.0	
Employee Tuition Reimbursement-Graduate	0.0	
Employee Tuition Reimb Under-Grad/Other	0.0	
Conference Registration-Attendance Fees	0.0	
Other Education And Training Costs	0.0	
Advertising	0.0	
Sponsorships	0.0	
Internal Printing	0.0	
External Printing	0.0	
Photography	0.0	
Postage And Delivery	0.0	
Document shredding and Destruction Services	0.0	
Translation and Sign Language Services	0.0	
Distribution To State Universities	0.0	
Other Intrastate Distributions	0.0	
Awards	0.0	
Entertainment And Promotional Items	0.0	
Dues	0.0	
Books- Subscriptions And Publications	0.0	
Costs For Digital Image Or Microfilm	0.0	
Revolving Fund Advances	0.0	



## Program Expenditure Schedule

<b>Agency:</b>	<b>Department of Transportation</b>
<b>Program:</b>	<b>SLI State Fleet Vehicle Replacement</b>

	<b>FY 2022 Actual</b>	<b>FY 2023 Expd. Plan</b>
Credit Card Fees Over Approved Limit	0.0	
Relief Bill Expenditures	0.0	
Surplus Property Distr To State Agencies	0.0	
Security Services	0.0	
Judgments - Damages	0.0	
ICA Payments to Claimants Confidential	0.0	
Jdgmnt-Confidential Restitution To Indiv	0.0	
Judgments - Non-Confidential Restitution	0.0	
Judgments - Punitive And Compensatory	0.0	
Pmts Made to Resolve/Disputes/Avoid Costs of Litigation	0.0	
Pmts For Contracted State Inmate Labor	0.0	
Payments To State Inmates	0.0	
Bad Debt Expense	0.0	
Interview Expense	0.0	
Employee Relocations-Nontaxable	0.0	
Employee Relocations-Taxable	0.0	
Non-Confidential Invest/Legal/Law Enf	0.0	
Conf/Sensitive Invest/Legal/Undercover	0.0	
Fingerprinting, Background Checks, Etc.	0.0	
Other Miscellaneous Operating	0.0	
<b>Expenditure Category Total</b>	<b>0.0</b>	<b>0.0</b>

Current Year Expenditures		10,715.8
Capital Equipment Budget And Approp	0.0	
Vehicles Capital Purchase	1,535.1	
Vehicles Capital Leases	0.0	
Furniture Capital Purchase	0.0	
Depreciable Works Of Art & Hist Treas/Coll Capital Purcha	0.0	
Non Depr Works Of Art & Hist Treas/Coll Cap Purchase	0.0	
Furniture Capital Leases	0.0	
Computer Equipment Capital Purchase	0.0	
Computer Equipment Capital Lease	0.0	
Telecommunication Equip-Capital Purchase	0.0	
Telecommunication Equip-Capital Lease	0.0	
Other Equipment Capital Purchase	43.3	
Other Equipment Capital Leases	0.0	
Purchased Or Licensed Software-Website	0.0	
Internally Generated Software-Website	0.0	
Development in Progress	0.0	
Right-Of-Way/Easement/Extraction Rights	0.0	
Oth Int Assets purchased, licensed or internally generate	0.0	
Other intangible assets acquired by capital lease	0.0	
Other Capital Asset Purchases	0.0	
Leasehold Improvement-Capital Purchase	0.0	
Other Capital Asset Leases	0.0	
Non-Capital Equip Budget And Approp	0.0	
Vehicles Non-Capital Purchase	20.1	
Vehicles Non-Capital Leases	0.0	
Furniture Non-Capital Purchase	0.0	
Works Of Art And Hist Treas-Non Capital	0.0	

## Program Expenditure Schedule

<b>Agency:</b>	<b>Department of Transportation</b>
<b>Program:</b>	<b>SLI State Fleet Vehicle Replacement</b>

	<b>FY 2022 Actual</b>	<b>FY 2023 Expd. Plan</b>
Furniture Non-Capital Leases	0.0	
Computer Equipment Non-Capital Purchase	0.0	
Computer Equipment Non-Capital Lease	0.0	
Telecomm Equip Non-Capital Purchase	0.0	
Telecomm Equip Non-Capital Leases	0.0	
Other Equipment Non-Capital Purchase	0.0	
Weapons Non-Capital Purchase	0.0	
Other Equipment Non-Capital Lease	0.0	
Purchased Or Licensed Software/Website	0.0	
Internally Generated Software/Website	0.0	
LICENSES AND PERMITS	0.0	
Right-Of-Way/Easement/Extraction Exp	0.0	
Other Intangible Assets - Purchased, Licensed or Internall	0.0	
Noncapital Software/Web By Capital Lease	0.0	
Other Intangible Assets Acquired by Capital Lease	0.0	
Other Long Lived Tangible Assets to be Expenses	0.0	
Non-Capital Equipment Excluded from Cost Allocation	0.0	
<b>Expenditure Category Total</b>	<b>1,598.5</b>	<b>10,715.8</b>
<b>Appropriated</b>		
DT4072-A State Fleet Vehicle Replacement Fund (Appropriated)	1,598.5	10,715.8
	<b>1,598.5</b>	<b>10,715.8</b>
<b>Fund Source Total</b>	<b>1,598.5</b>	<b>10,715.8</b>
Capital Outlay	0.0	0.0
<b>Expenditure Category Total</b>	<b>0.0</b>	<b>0.0</b>
Debt Service	0.0	0.0
<b>Expenditure Category Total</b>	<b>0.0</b>	<b>0.0</b>
Cost Allocation	0.0	0.0
<b>Expenditure Category Total</b>	<b>0.0</b>	<b>0.0</b>
Transfers	0.0	0.0
<b>Expenditure Category Total</b>	<b>0.0</b>	<b>0.0</b>

## Administrative Costs

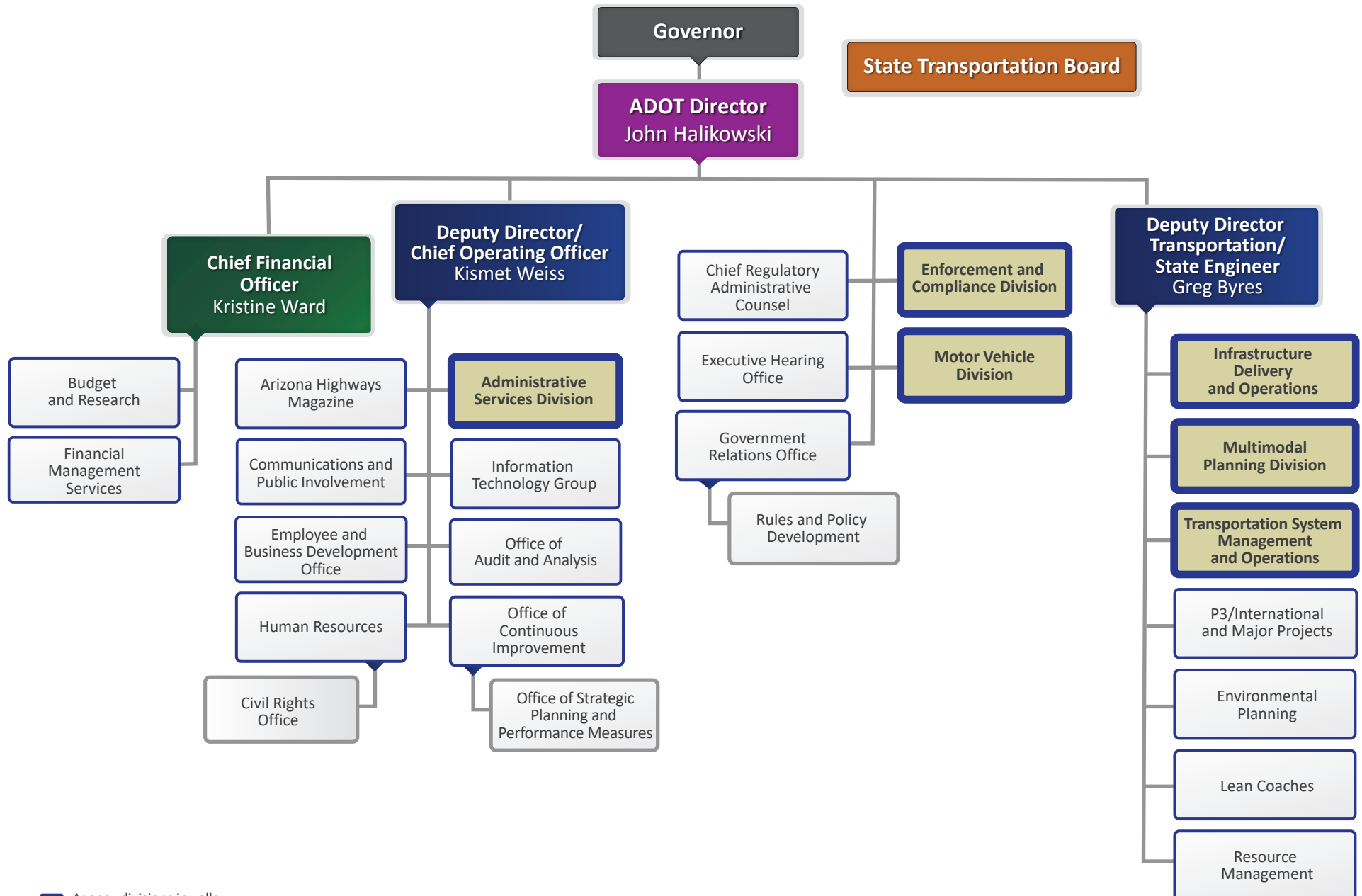
Agency: Department of Transportation

### Administrative Costs Summary

Common Administrative Area	FY 2023
Personal Services	19,443.3
ERE	7,266.5
All Other	7,547.4
<b>Administrative Costs Total:</b>	<b>34,257.2</b>

### Administrative Cost / Total Expenditure Ratio

	Request	Admin %
<b>FY 2023</b>	561,528.9	6.1%



Agency divisions in yellow box with bold border