

PROJECT DELIVERY ACADEMY

MODULE 5:

CONSTRUCTION AND MAINTENANCE

FAST PROGRAM:

Presented by:

Irene Del Castillo

Manager, ADOT Field Reports



FAST Field Office Automation System

A Tool to Help Project Managers Understand
How ADOT Manages Construction Projects,
Costs and Schedule

SUMMARY

- What is FAST / Who Uses It
- How Can PM's Use It, Effectively
 - Walk-Through
 - Questions...???

What is it?

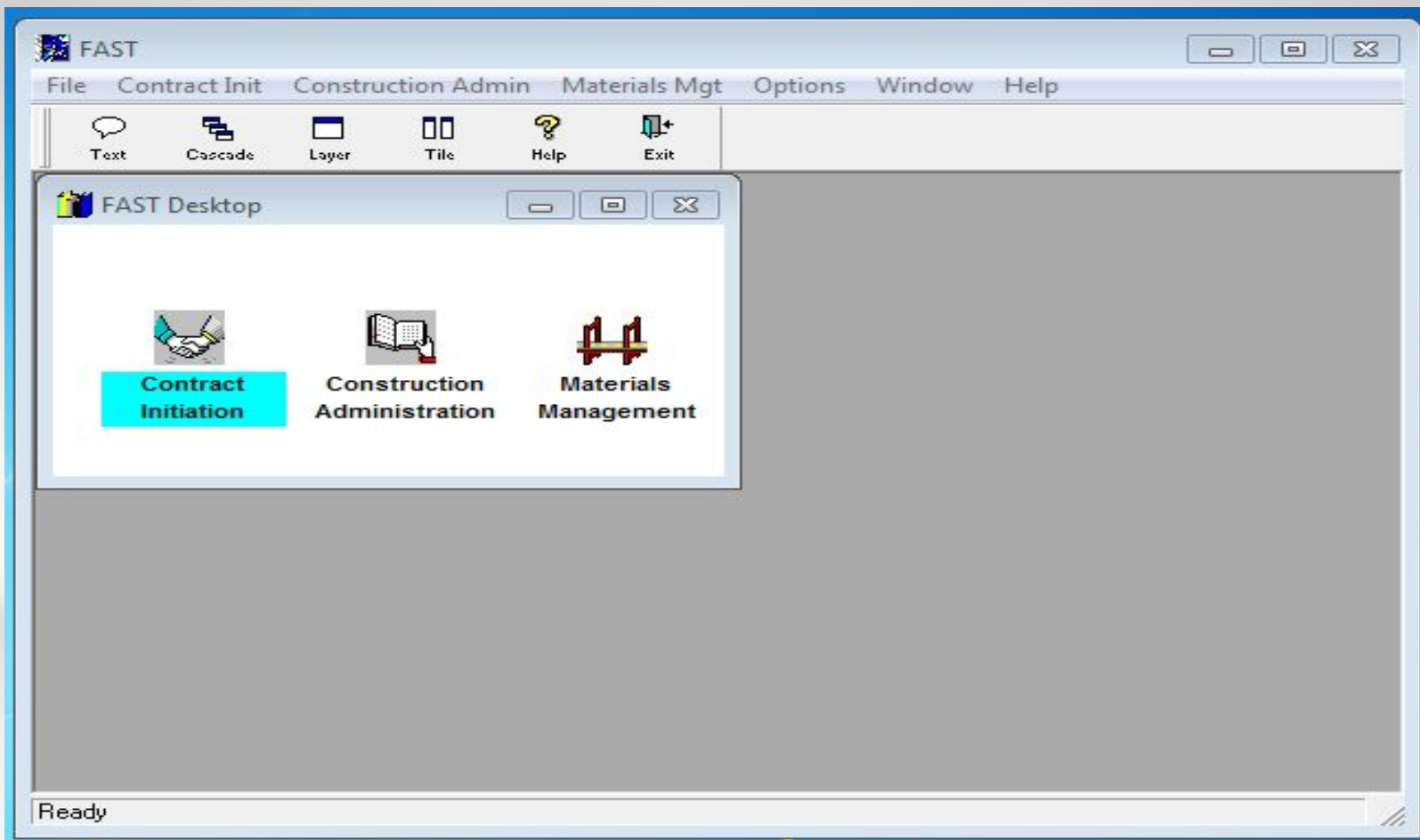
- A tool developed to assist field office personnel to track, manage and administer projects during construction
- Assist with Construction Group compliance with federal law and Std. spec for payments etc.

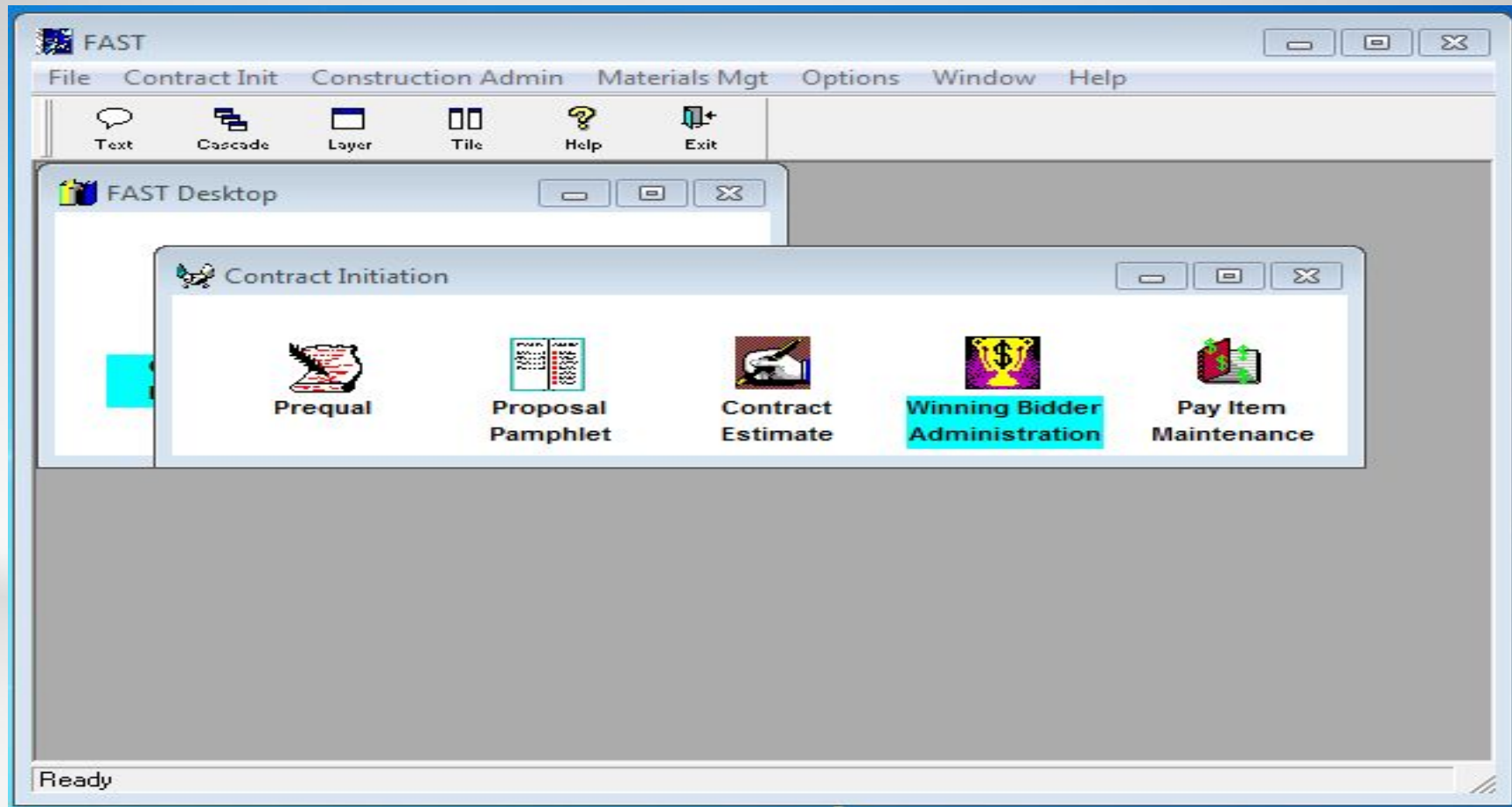
Who Uses It?

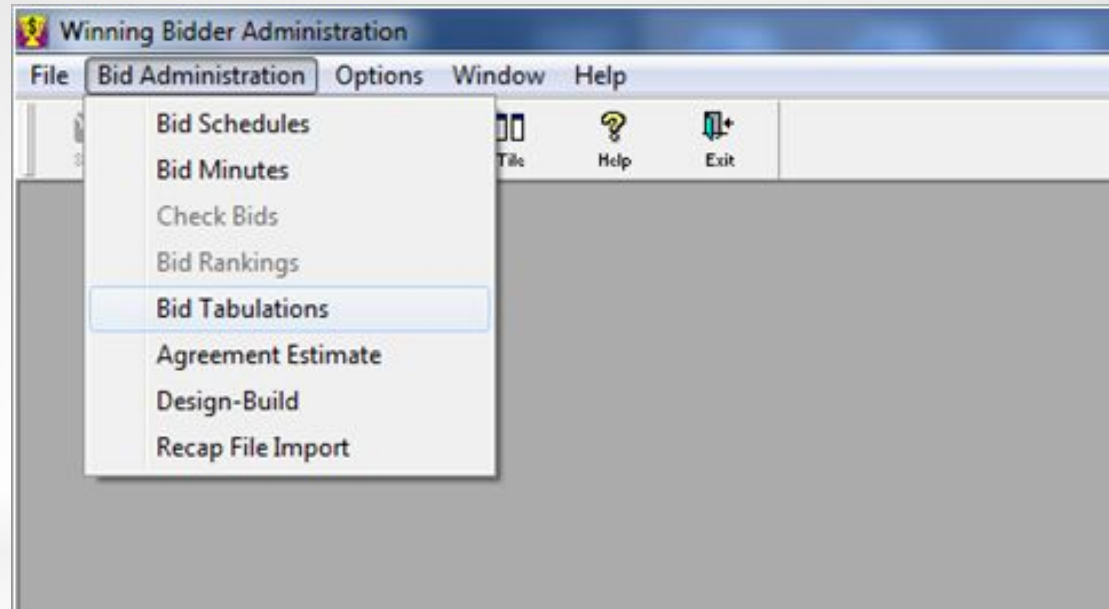
- **C&S**
- **Field Office Admin.**
 - Resident Engineers
 - Project Supervisors
 - Material Coordinators
- **Project Managers**
- **Field Reports**

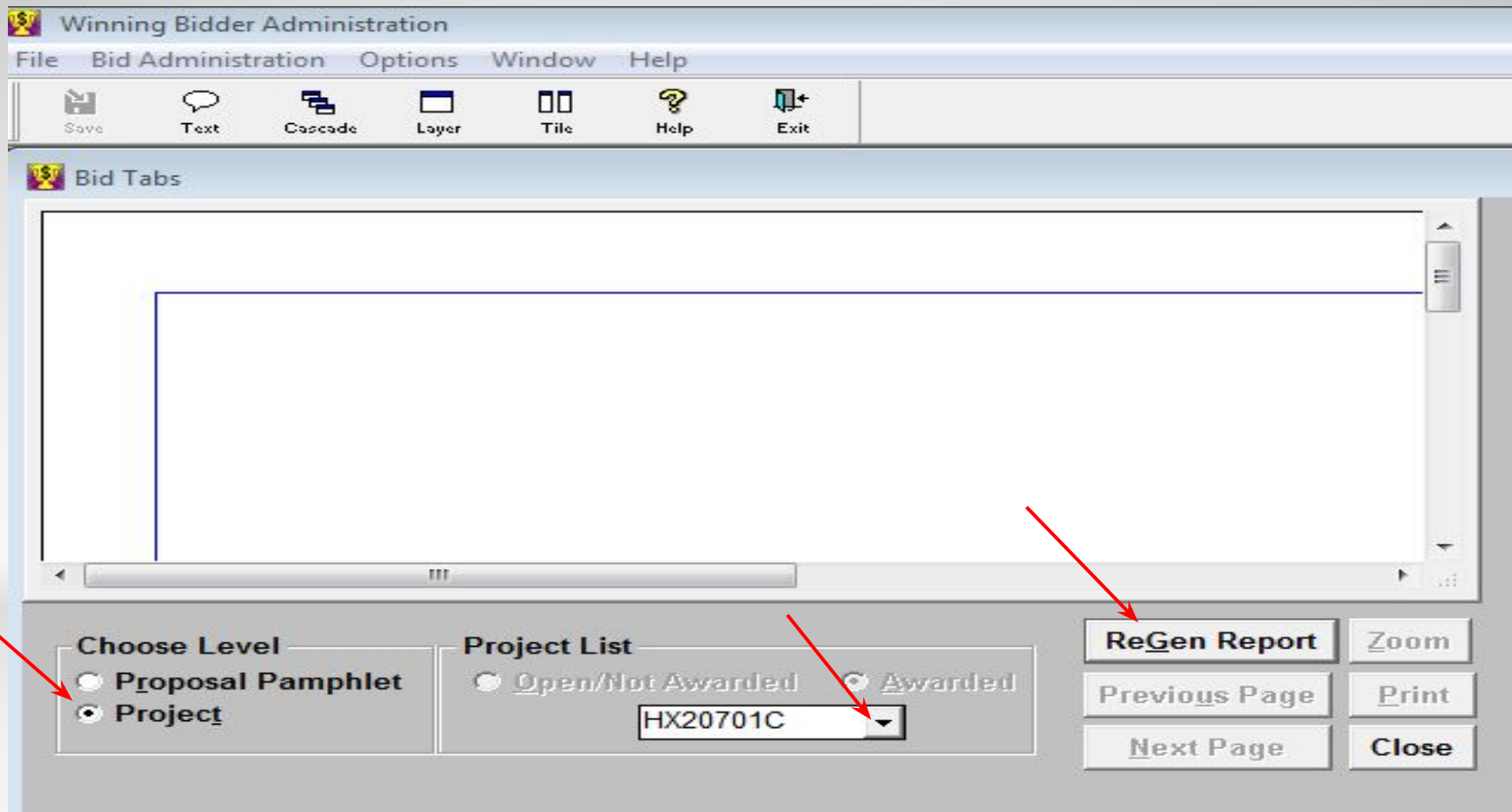
How Can PM's Use It?

- Provide Better Design Packages to The Construction Team
 - Minimize Cost Overruns, Change Orders and Budget Increases
- Research Project History / Historical Data
 - Bid Tabulation / Bidder Comparison vs. Dept. Est.
 - Item Numbers / Descriptions
- Tracking In Real-Time
 - Supplemental Agreements / Change Orders => **SCOPE**
 - Contract Time => **SCHEDULE**
 - Bid Item Costs / Overruns => **BUDGET**











Printed: 3/30/2017

Page 1 of 10

BID RESULTS FOR 2015047

Bid Opening Date : 11/20/2015, Prequalification Required, Engineer Specialist : Mowery-Racz Thomas

Completion Date:

130 Working Days

The proposed Queen Creek Tunnel Lighting Rehabilitation project is located in Pinal County on US 60 at Milepost 228, east of Superior, Arizona. The scope of work for the project involves removing and replacing interior tunnel lights and electrical system; cleaning tunnel walls and ceiling; adding an adaptive lighting control system; replacing exterior approach lighting; and retrofitting the electrical equipment building including the addition of air conditioning.

Bid Rank	Compared To Department Estimate	Bid Amount	Contractor	Extended Sum of Items
1	-6.5%	\$3,069,999.00	C S CONSTRUCTION, INC. 22023 N 20TH AVE SUITE A PHOENIX, AZ 85027	\$3,069,999.00
	+	\$3,282,167.74	DEPARTMENT ESTIMATE	\$3,282,167.74
2	+3.1%	\$3,384,380.64	UTILITY CONSTRUCTION COMPANY, INC. P O Box 1774., Gilbert, AZ 85299	\$3,384,380.64
3	+14.6%	\$3,762,599.63	ROADWAY ELECTRIC, LLC 2035 W. MOUNTAIN VIEW ROAD PHOENIX, AZ 85021	\$3,762,599.63

Winning Bidder is 6.5% Under Department Estimate (Difference = (\$212,168.74))

Winning Bidder Administration

File Bid Administration Options Window Help

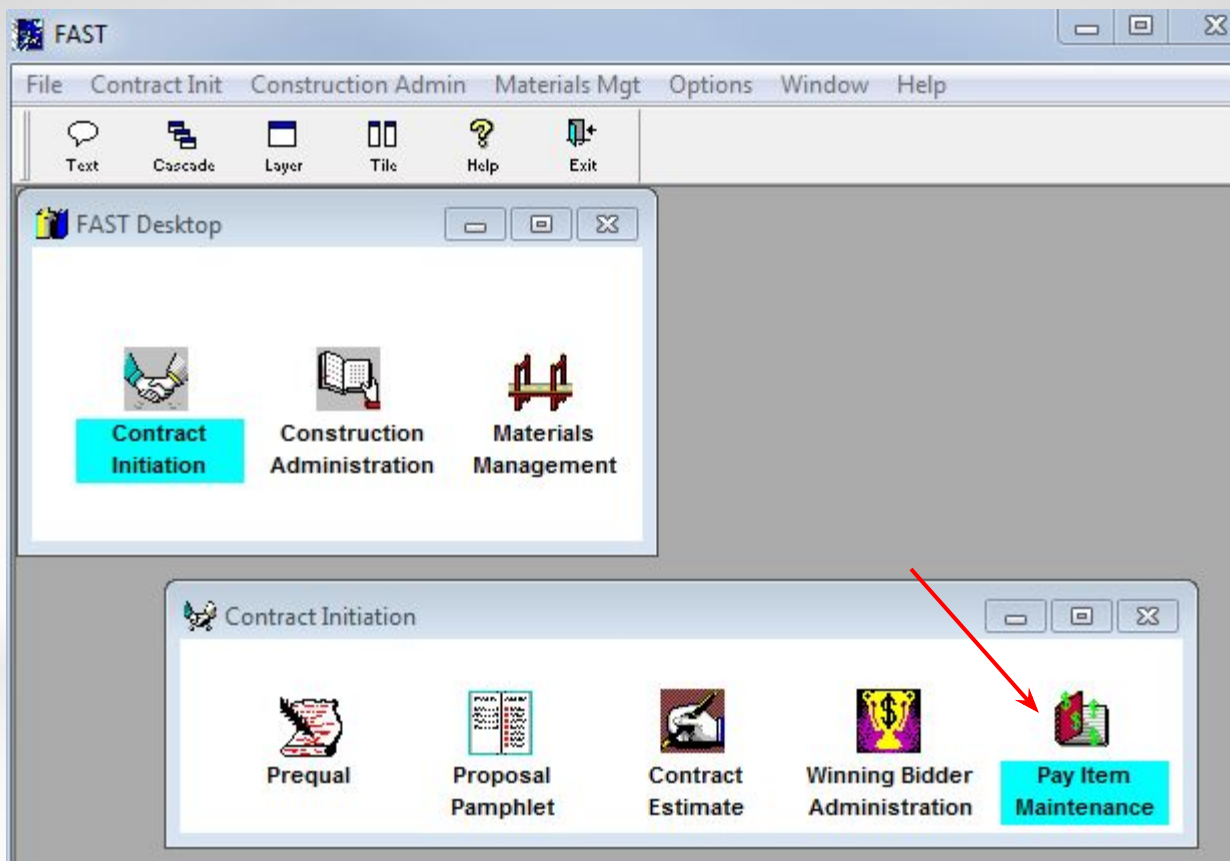
Save Text Cascade Layer Tile Help Exit

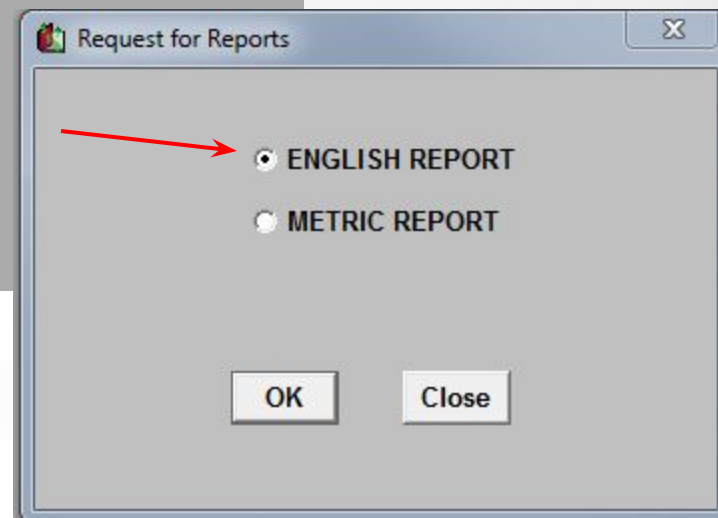
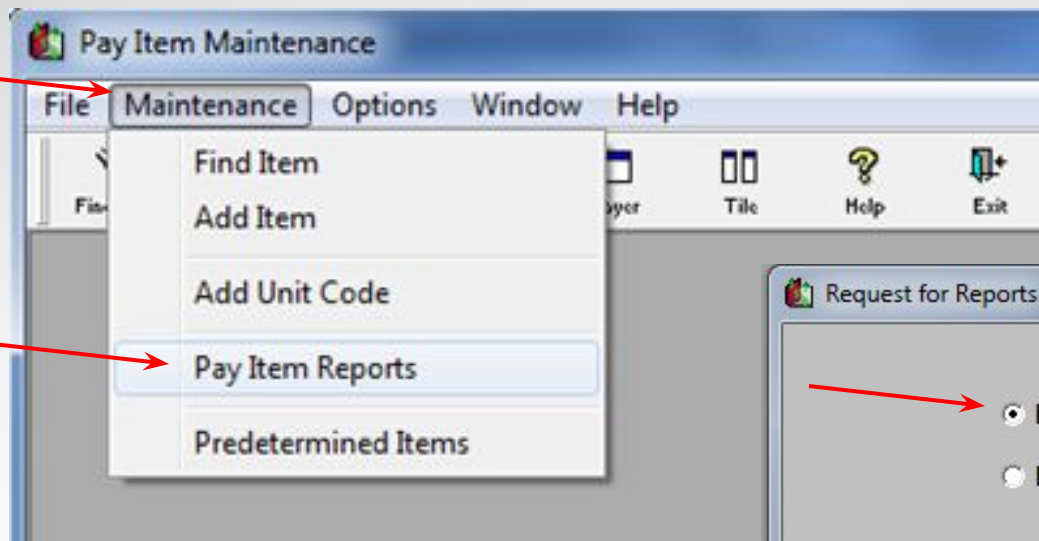
Bid Tabs

Printed: 3/30/2017 Page 2 of 10

*** Bid Tabs for Project HX20701C ***

Item Number	Unit of Measure	Item Description	Quantity	Unit Price	Extended Amount	Compared To Dept Estimate
2020052	L.FT.	REMOVE (EXISTING LIGHTING CONDUCTOR)				
Bid Rank	Department Estimate		3,048.000	\$6.000	\$18,288.00	
1	C S CONSTRUCTION, INC.			\$10.000	\$30,480.00	+66.7%
2	UTILITY CONSTRUCTION COMPANY, INC.			\$1.300	\$3,962.40	-78.3%
3	ROADWAY ELECTRIC, LLC			\$4.500	\$13,716.00	-25.0%
2020053	EACH	REMOVE (POLE FOUNDATIONS)				
Bid Rank	Department Estimate		6.000	\$1,000.000	\$6,000.00	
1	C S CONSTRUCTION, INC.			\$1,500.000	\$9,000.00	+50.0%
2	UTILITY CONSTRUCTION COMPANY, INC.			\$574.000	\$3,444.00	-42.6%
3	ROADWAY ELECTRIC, LLC			\$575.000	\$3,450.00	-42.5%
2020054	EACH	REMOVE (PULL BOXES)				
Bid Rank	Department Estimate		6.000	\$1,000.000	\$6,000.00	
1	C S CONSTRUCTION, INC.			\$150.000	\$900.00	-85.0%
2	UTILITY CONSTRUCTION COMPANY, INC.			\$196.000	\$1,176.00	-80.4%
3	ROADWAY ELECTRIC, LLC			\$40.000	\$240.00	-96.0%
2020155	EACH	REMOVE (EXISTING TUNNEL HARDWARE)				
Bid Rank	Department Estimate		1.000	\$25,000.000	\$25,000.00	
1	C S CONSTRUCTION, INC.			\$20,000.000	\$20,000.00	-20.0%
2	UTILITY CONSTRUCTION COMPANY, INC.			\$24,889.000	\$24,889.00	-0.4%
3	ROADWAY ELECTRIC, LLC			\$53,000.000	\$53,000.00	+112.0%
2020157	EACH	REMOVE (EXISTING ROADWAY LIGHTING POLES, ARMS AND LUMINAIRES)				
Bid Rank	Department Estimate		6.000	\$1,000.000	\$6,000.00	
1	C S CONSTRUCTION, INC.			\$500.000	\$3,000.00	-50.0%
2	UTILITY CONSTRUCTION COMPANY, INC.			\$434.000	\$2,604.00	-56.6%
3	ROADWAY ELECTRIC, LLC			\$385.000	\$2,310.00	-61.5%
7015032	L.FT.	TEMPORARY PREFORMED MARKING (TYPE II, TAPE LINE)				





3/12/2019

A.D.O.T - CONTRACTS AND SPECIFICATIONS SERVICES

Page 1 of 113

	ITEM NO#	ENGLISH DESCRIPTION	MEASUREMENT
→	1050001	CLAIMS AND ESCALATION SETTLEMENTS	L.SUM
	1070001	INSURANCE (ADDITIONAL REQUIRED)	L.SUM
	1080001	CMP (L.SUM
	1080100	FAILURE TO COMPLETE WORK ON TIME LIQUIDATED DAMAGES	L.SUM
	1080200	PROSECUTION AND PROGRESS ADJUSTMENT	L.SUM
	1080300	SUBCONTRACTOR EARLY START SANCTION	L.SUM
	1080400	MAINTENANCE OF TRAFFIC CLOSURE SANCTION	L.SUM
	1080500	DBE SUBSTITUTION/TERMINATION SANCTION	L.SUM
	1080505	NOT MEETING CONTRACT DBE GOAL SANCTION	L.SUM
	1080600	QUALITY CONTROL REPORTS SANCTION	L.SUM
	1080800	CONTRACT TIME EXTENDED OVERHEAD	EACH-DAY
	1080900	PAYROLL SUBMITTALS SANCTION	L.SUM
	1080905	PAYMENT REPORTING SANCTIONS	L.SUM
	1080910	PROMPT PAY NON-COMPLIANCE SANCTION	L.SUM
	1090001	DIESEL FUEL PRICE ADJUSTMENT	L.SUM
	1090010	ASPHALTIC CONCRETE PAVEMENT SMOOTHNESS INCENTIVES	L.SUM

Pay Item Maintenance

File Maintenance Options Window Help

Find Item Add Item Text Cascade Layer Tile Help Exit

Find Pay Item

Item #	Metric Description	Metric Unit	English Description	English Unit
5012533	STORM DRAIN PIPE, 840 MM	M	STORM DRAIN PIPE, 33"	L.F.T.
5012536	STORM DRAIN PIPE, 910 MM	M	STORM DRAIN PIPE, 36"	L.F.T.
5012539	STORM DRAIN PIPE, 990 MM	M	STORM DRAIN PIPE, 39"	L.F.T.
5012542	STORM DRAIN PIPE, 1070 MM	M	STORM DRAIN PIPE, 42"	L.F.T.
5012548	STORM DRAIN PIPE, 1220 MM	M	STORM DRAIN PIPE, 48"	L.F.T.
5012554	STORM DRAIN PIPE, 1370 MM	M	STORM DRAIN PIPE, 54"	L.F.T.
5012560	STORM DRAIN PIPE, 1520 MM	M	STORM DRAIN PIPE, 60"	L.F.T.
5012566	STORM DRAIN PIPE, 1680 MM	M	STORM DRAIN PIPE, 66"	L.F.T.
5012572	STORM DRAIN PIPE, 1830 MM	M	STORM DRAIN PIPE, 72"	L.F.T.
5012578	STORM DRAIN PIPE, 1980 MM	M	STORM DRAIN PIPE, 78"	L.F.T.
5012584	STORM DRAIN PIPE, 2130 MM	M	STORM DRAIN PIPE, 84"	L.F.T.
5012590	STORM DRAIN PIPE, 2290 MM	M	STORM DRAIN PIPE, 90"	L.F.T.
5012592	STORM DRAIN PIPE (EACH	STORM DRAIN PIPE (EACH
5012594	STORM DRAIN PIPE (M	STORM DRAIN PIPE (L.F.T.
5012612	IRRIGATION PIPE, 300 MM	M	IRRIGATION PIPE, 12"	L.F.T.
5012618	IRRIGATION PIPE, 460 MM	M	IRRIGATION PIPE, 18"	L.F.T.
5012624	IRRIGATION PIPE, 610 MM	M	IRRIGATION PIPE, 24"	L.F.T.
5012630	IRRIGATION PIPE, 760 MM	M	IRRIGATION PIPE, 30"	L.F.T.
5012631	IRRIGATION PIPE, 760 MM	M	IRRIGATION PIPE, 30"	L.F.T.
5012636	IRRIGATION PIPE, 910 MM	M	IRRIGATION PIPE, 36"	L.F.T.
5012642	IRRIGATION PIPE, 1070 MM	M	IRRIGATION PIPE, 42"	L.F.T.
5012648	IRRIGATION PIPE, 1220 MM	M	IRRIGATION PIPE, 48"	L.F.T.

Enter Item Number Enter Item Description

Find Add Edit Delete Clear Close

Pay Item Maintenance

FileMaintenanceOptionsWindowHelp

Find Item

Add Item

Text

Cascade

Layer

Tile

Help

Exit

Find Pay Item

Item #	Metric Description	Metric Unit	English Description	English Unit
5012542	STORM DRAIN PIPE, 1070 MM	M	STORM DRAIN PIPE, 42"	L.FT.
5012548	STORM DRAIN PIPE, 1220 MM	M	STORM DRAIN PIPE, 48"	L.FT.
5012554	STORM DRAIN PIPE, 1370 MM	M	STORM DRAIN PIPE, 54"	L.FT.
5012560	STORM DRAIN PIPE, 1520 MM	M	STORM DRAIN PIPE, 60"	L.FT.
5012566	STORM DRAIN PIPE, 1680 MM	M	STORM DRAIN PIPE, 66"	L.FT.
5012572	STORM DRAIN PIPE, 1830 MM	M	STORM DRAIN PIPE, 72"	L.FT.
5012578	STORM DRAIN PIPE, 1980 MM	M	STORM DRAIN PIPE, 78"	L.FT.
5012584	STORM DRAIN PIPE, 2130 MM	M	STORM DRAIN PIPE, 84"	L.FT.
5012590	STORM DRAIN PIPE, 2290 MM	M	STORM DRAIN PIPE, 90"	L.FT.
5012592	STORM DRAIN PIPE (EACH	STORM DRAIN PIPE (EACH
5012594	STORM DRAIN PIPE (M	STORM DRAIN PIPE (L.FT.
5030751	STORM DRAIN OUTLET	EACH	STORM DRAIN OUTLET	EACH
5030752	STORM DRAIN OUTLET (EACH	STORM DRAIN OUTLET (EACH
5030756	STORM DRAIN STRUCTURE (CONCRETE) (EACH	STORM DRAIN STRUCTURE (CONCRETE) (EACH
5054021	STORM DRAIN MAINTENANCE MANHOLE NO. 1	LSUM	STORM DRAIN MAINTENANCE MANHOLE NO. 1	LSUM
5054022	STORM DRAIN MAINTENANCE MANHOLE NO. 2	LSUM	STORM DRAIN MAINTENANCE MANHOLE NO. 2	LSUM
5054023	STORM DRAIN STRUCTURE	LSUM	STORM DRAIN STRUCTURE	LSUM

Enter Item Number

Enter Item Description

STORM DRAIN

Find

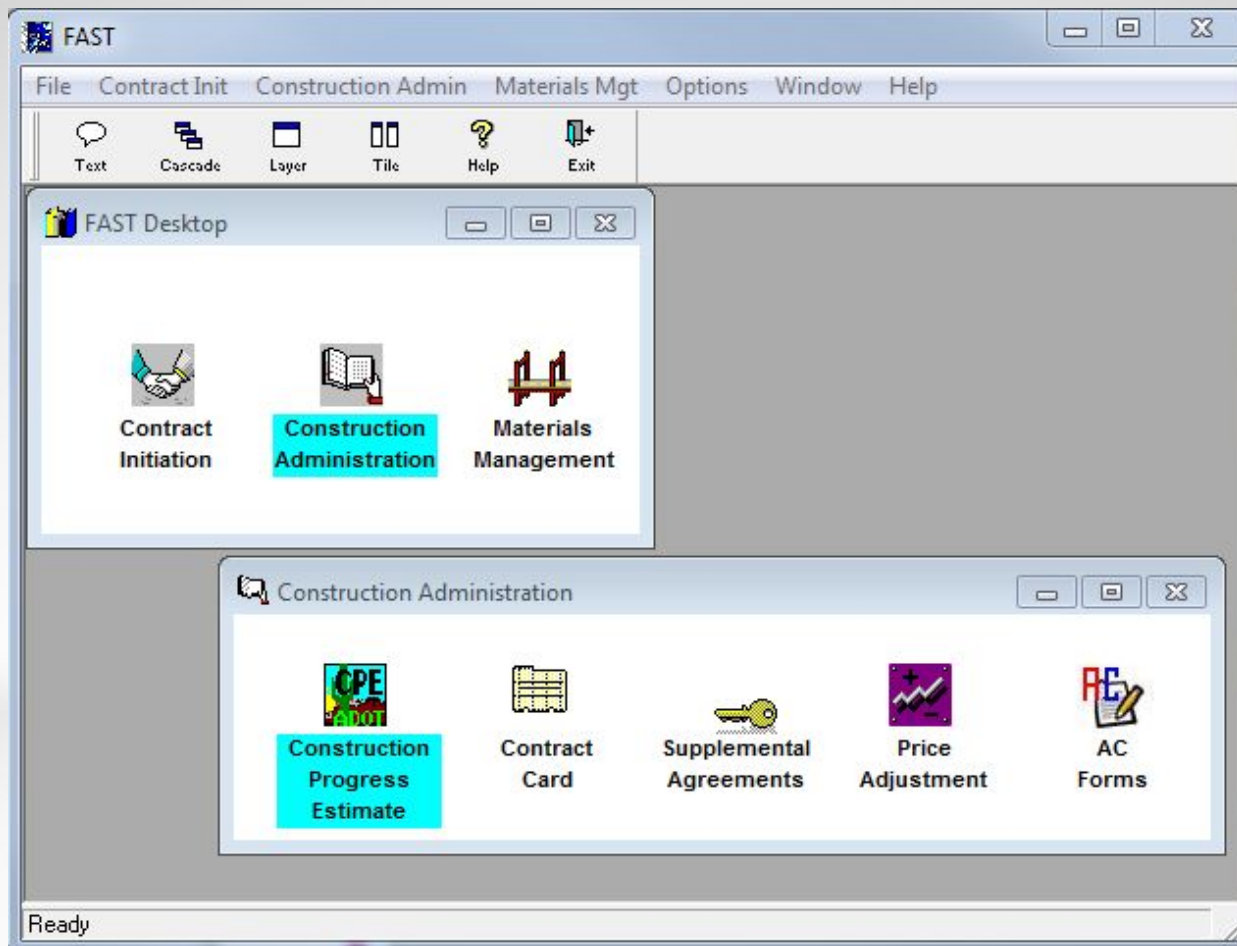
Add


Edit

Delete

Clear

Close





CPE

File Payment Build Project List Reports Time Options Window Help



Project



Project

H790001C

NH-060-D(208)S SILVER KING SECTION_SUPERIOR

Edit

Section

1

ROADWAY

Edit

Item

4160004

ASPHALTIC CONCRETE (3/4" MIX) (END PRODUCT) (SP

Edit

History

SubItem

Edit

History

Item No.

Description

Unit

Unit Price

Change Orders

4160004

ASPHALTIC CONCRETE (3/4" MIX) (END PRO

TON

26.00

27,6

Comments

Plans Qty

97,050.00

Revised Qty

1,500.00

Amt

39,000.00

PP Code

0

Accum Qty

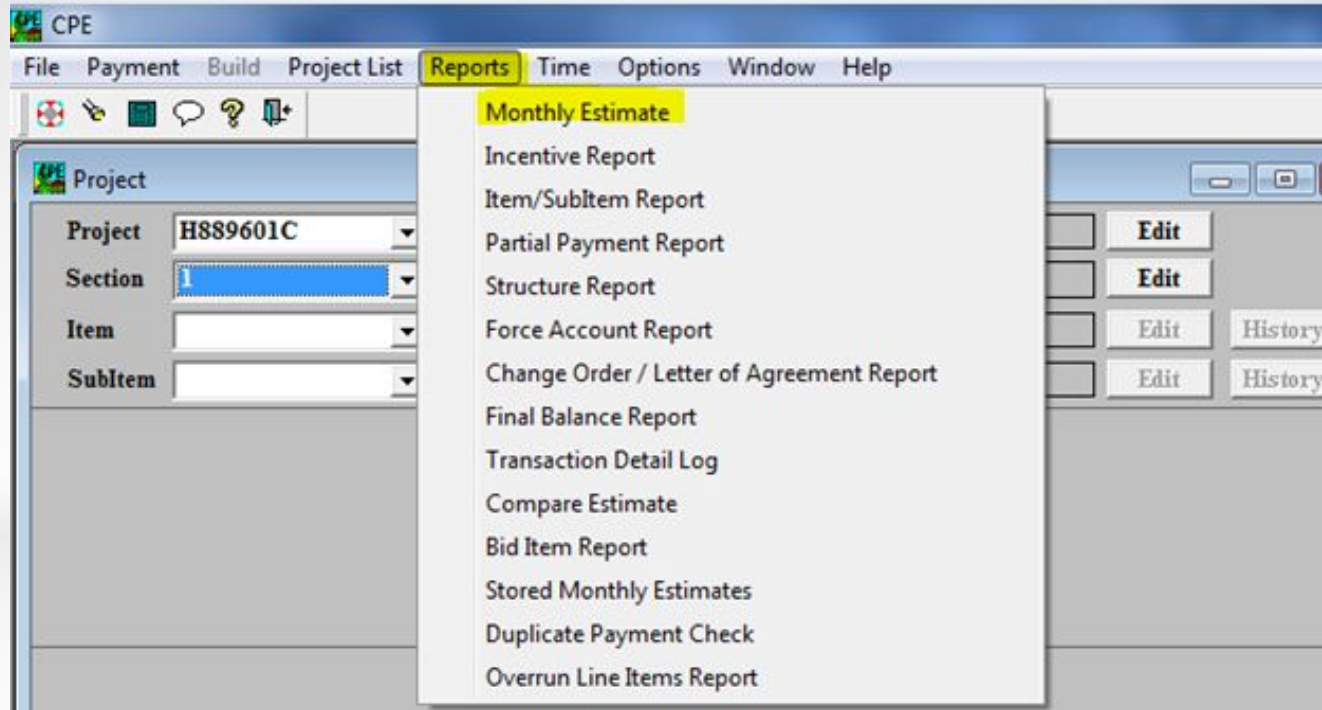
3,958.76

Amt

102,927.76

= 263.92 %

CPE REPORTS



CONTRACTOR'S MONTHLY ESTIMATE

Estimate Report

Arizona Department of Transportation
Division of Highways
Agreement Estimate & Transmittal Sheet
(Money Summary of Progress & Final Payment Report)

Page: 1
 Date: 09/06/2019

Org: 4591
 Tracs No: H889601C
 Federal No.: 010-E-(222)T
 Description: WILMOT RD, KOLB RD&RITARD TI
 Contractor: STURGEON ELECTRIC COMPANY, INC.
 Phase 01 days: 313

Estimate No. 14
 Month: August 2019

Contract Amount: \$ 1,753,204.96
 Date Started: 06/20/2018
 Date Completed:
 Engineer: Daniel Casmer
 Percent Complete: 84
 Percent Time Used: 92

Section	Rdway & Small Str	Str Over 20 FT	Total	Force Account	Total	Notations
1 FA 21	1,495,771.79		1,495,771.79		1,495,771.79	Roadway
Summary of Federal Aid Construction						
Accum	1,495,771.79	0.00	1,495,771.79	0.00	1,495,771.79	
Previous	1,238,326.92	0.00	1,238,326.92	0.00	1,238,326.92	
Current	257,444.87	0.00	257,444.87	0.00	257,444.87	
Summary of Non-Federal Aid Construction						
Accum	0.00	0.00	0.00	0.00	0.00	
Previous	0.00	0.00	0.00	0.00	0.00	
Current	0.00	0.00	0.00	0.00	0.00	
Grand Total Construction						
Accum	1,495,771.79	0.00	1,495,771.79	0.00	1,495,771.79	
Previous	1,238,326.92	0.00	1,238,326.92	0.00	1,238,326.92	
Current	257,444.87	0.00	257,444.87	0.00	257,444.87	

CPE

File Payment Build Project List **Reports** Time Options Window Help

Project

Project: H882001C

Section: 2

Item: 6050101B

SubItem: 0

Item No. Description

6050101B PLACE DOWELS

Comments

Plans Qty 96.00 Rev

PP Code 0 Acc

Subitem Description

040-B-(223)T

Monthly Estimate

Incentive Report

Item/SubItem Report

Partial Payment Report

Structure Report

Force Account Report

Change Order / Letter of Agreement Report

Final Balance Report

Transaction Detail Log

Compare Estimate

Bid Item Report

Stored Monthly Estimates

Duplicate Payment Check

Overrun Line Items Report

Overrun Line Items Report

OVERRUN LINE ITEMS

TRACS # H882001C Fed Project # 040-B-(223)T

Location AUDLEY OPEB #1520 & WB #1521

Section A: Major Items

Item #	Item Description	Unit	Unit Price	Revised Quantity	Revised Amount	Actual Quantity	Actual Amount	% Comp	> 125% Comp	Quantity Overrun	Dollars Overrun
7015010	TEMPORARY CONCRETE BARRIER (INSTALLATION AND REMOVAL)	L.F.T.	\$20.00	5,080	\$101,600.00	7,000	\$140,000.00	138 %	13 %	660	\$13,200.00

Major Line Items' Overrun Cost: \$13,200.00

Section B: Minor Items

Item #	Item Description	Unit	Unit Price	Revised Quantity	Revised Amount	Actual Quantity	Actual Amount	% Comp	> 100% Comp	Quantity Overrun	Dollars Overrun
2020019	REMOVAL OF EMBANKMENT CURB	L.F.T.	\$2.50	762	\$1,905.00	782	\$1,955.00	103 %	3 %	20	\$50.00

Project Time

CPL

File Payment Build Project List Reports Time Options Window Help

Project Time

Project Time
Time Extension
New Phase

Phase: 01 Description: Construction Phase Schedule: Calendar Days

Week / Date

184	08/31/2019
183	08/24/2019
182	08/17/2019
181	08/10/2019
180	08/03/2019
179	07/27/2019
178	07/20/2019
177	07/13/2019
176	07/06/2019
175	06/29/2019
174	06/22/2019
173	06/15/2019
172	06/08/2019
171	06/01/2019
170	05/25/2019
169	05/18/2019

No. 183 Date 08/24/19

Sa	Su	Mo	Tu	We	Th	Fr	Total
1	1	1	1	1	1	1	7

Remarks

Contract Days 1359 Previous Days 1271

Extended Days 40 This Week 7

SubTotal Days 1399 Days Used to Date 1278 = 92 %

Remaining Days 112 = 8 %

Time Report Print Save Close

Project Time Summary Report

Arizona Department of Transportation Division of Highways

Project Time Summary

TRACS: H882701C
Project: 202-D-(200)S
Contractor: CONNECT 202 PARTNERS LLC

Julie Gadsby
Resident Engineer
Org #4674

SR 202 SOUTH MOUNTAIN FREEWAY

Phase 01 Construction

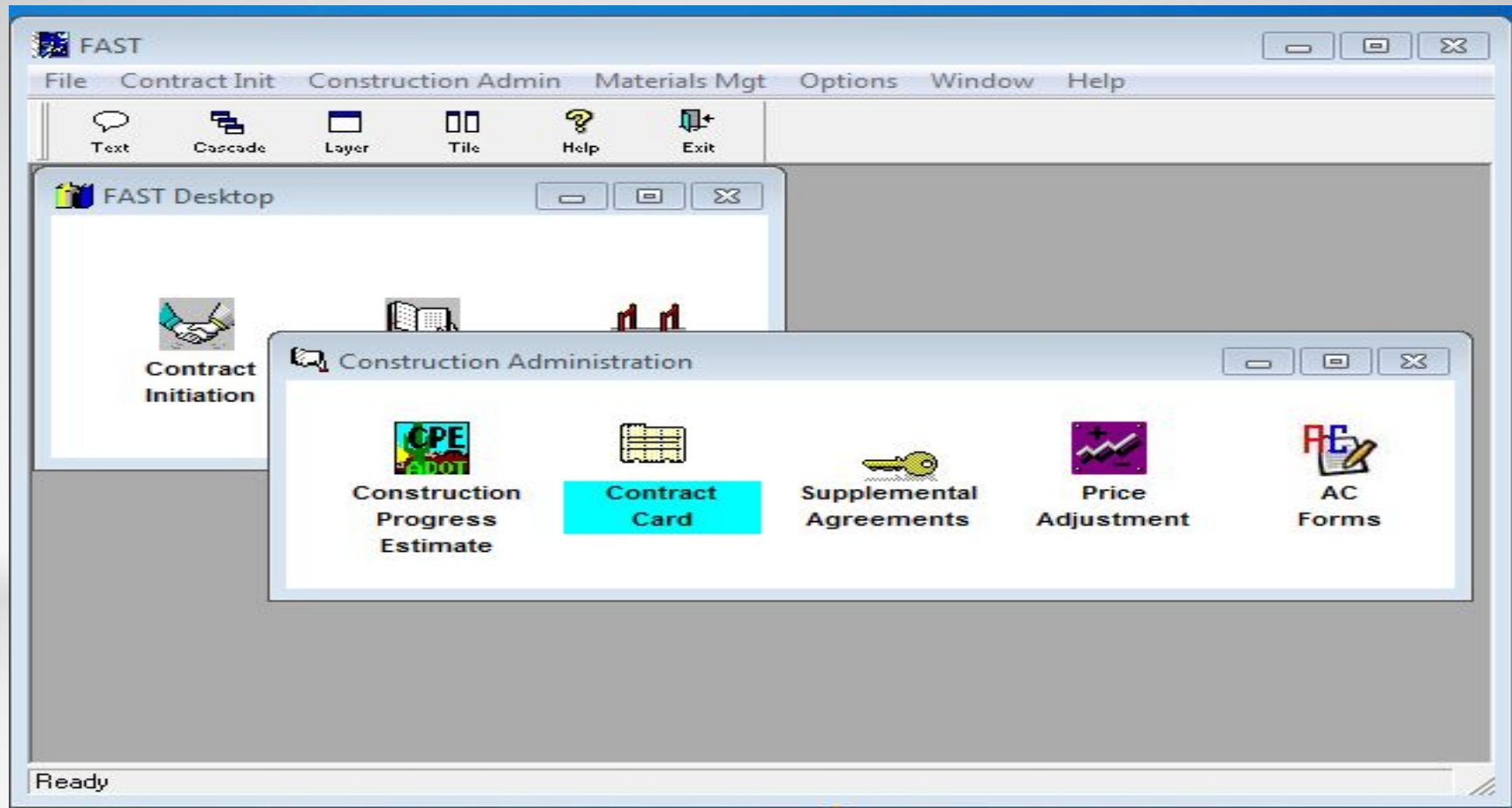
Date Started	Contract Days	Revised Days	Accumulated Day	*** Calendar Days ***
03/01/2016	1350	1390	1278	

Time Extensions

Request	Date Approved	Days	Rev Total	SA	Comments
1	02/20/2019	40	1390	CO 72	Add freeway opening date 12-20-2019

Time Recording

Number	Week Beginning	S	S	M	T	W	T	F	Total	Accun	Remarks
001	02/27/2016	0	0	0	1	1	1	1	4	4	NTP 1 time started March 1, 2016.
002	03/05/2016	1	1	1	1	1	1	1	7	11	
003	03/12/2016	1	1	1	1	1	1	1	7	18	
004	03/19/2016	1	1	1	1	1	1	1	7	25	
005	03/26/2016	1	1	1	1	1	1	1	7	32	
006	04/02/2016	1	1	1	1	1	1	1	7	39	



Contract Card

File Edit Reports Update Options Window Help

Contract Card

Contract Card Finance Contractor Payments Budget Increase Additional Information BECO

Tracs Number:

Field Reports Section

Type in Tracs Number

Contract Card

File Edit Reports Update Options Window Help

Contract Card Finance Contractor Payments Budget Increase Additional Information BECO

Tracs Number: H882701C

Field Reports Section

Project Nbr: 202-D-(200)S Contractor: CONNECT 202 PARTNERS LLC
 Project Name: SOUTH MOUNTAIN FREEWAY Resident Engineer: Julie Gadsby
 Location: SR 202 SOUTH MOUNTAIN FREEWAY County: Maricopa District: Central
 Type of Construction: New Facilities (Construction of New Roads) Org: 4674 Length: 24 Ext: 40
 Contract Bid Amount: 916,549,178.13 Estimate: ,000,000,000.00 MP: Begin 054 End 76 Calendar Days
 Date Bids Opened: 02/26/2016 Contract Awarded: 02/26/2016 Contract Days: Phase I: 1350 Days Used: 1103
 Completed Contract Cost: \$ 681,923,076.32 Executed: 02/26/2016 Phase II: 0 Days Used: 0
 Actual Start Date: 03/01/2016 Substantial Completion Date: Fixed Project End Date:

Prime Start Date: 03/01/2016 Acceptance Letter: 00/00/0000 Award Time: 00/00/0000
 Notice to Terminate: Payrolls Closed: 00/00/0000
 DBE Cert Received: Opened to Traffic: 00/00/0000 DBE Goals: %
 Final Estimate Received: 00/00/0000 Wage Decision: AZ 150008 Mod: 3
 To Contract Accounting: 00/00/0000 Box Number: DOT00- Census: ☐ Yes ☐ No
 Completion Memo: 00/00/0000 Liquidated Damages: .00 ☒ Exclude Diesel

Remarks:

* No Bituminous Price Adjustment spec.

Professional Services is \$152,148,000.00
Construction \$764,401,178.13

Finance

Contract Card

Finance

Contractor Payments

Budget Increase

Additional Information

BECO

3/12/2019

H882701C - SR 202 SOUTH MOUNTAIN FREEWAY

BQ37LV3

125 Report

Agreement Estimate

Current Budget: 1,028,376,637.00	Contractor Pay: 649,387,552.18	Construction: 916,549,178.00
Encumbered: 15,275,463.76	Other Construction: 7,355.09	Contingency: 45,827,459.00
Accrued Expenses: 0.00	Public Relations: 141.78	Public Relations:
Cash Expensed: 700,761,970.64	Direct CE: 233,607.42	CE: 66,000,000.00
Actual Expenses: 700,761,970.64	Other CE: 2,980,235.65	Incentives:
Charges: 492,311.01	Construction Admin: 0.00	Other:
Total Charges: 701,254,281.65	Rent-A-Tech: 51,057.16	Post Design:
Available Budget: 311,846,891.59	Post Design - ADOT: 0.00	DPS:
Project Status: OPEN	Total CE: 3,264,900.23	JPA'S:
Authorization Date: Feb 25 2016	Post Design: 31,287,089.27	Utilities:
	DPS: 0.00	ICAP:
	JPA'S: 472,731.38	Total: 1,028,376,637.00
	Utilities: 16,799,257.83	Budget Increases: 0.00
	ICAP: 0.00	De-Obl. Amount:
Remarks	Unidentified: 35,253.89	REVISED TOTAL \$ 1,028,376,637.00
Per J. Gadsby \$66,000,000.00 is a combination of \$30,000,000 for CE & \$36,000,000 for PD 4/18/16 yn 11/29/16 Cheryl Waters sent to DRA to find	125 Report Total: 701,254,281.65	
	CPE Payments: 681,923,076.32	Federal Aid System:
	Contractor Pay: 649,387,552.18	Field Red-lines:
	Difference: 32,535,524.14	Record Drawings:
		Materials Closeout:

Project TRACS #: H882701C

Estimate Date	Estimate Nbr	Total to Date	Current Amount
01/18	23	368,284,167.68	25,276,056.05
02/18	24	390,154,055.45	21,869,887.77
03/18	25	415,598,637.16	25,444,581.71
04/18	26	440,410,658.96	24,812,021.80
05/18	27	463,568,535.29	23,157,876.33
06/18	28	477,856,212.36	14,287,677.07
07/18	29	498,484,328.65	20,628,116.29
08/18	30	522,446,807.20	23,962,478.55
08/18	30S	522,440,807.20	-6,000.00
09/18	31	547,835,500.44	25,394,693.24
10/18	32	569,983,031.30	22,147,530.86
11/18	33	596,509,620.37	26,526,589.07
12/18	34	627,736,343.82	31,226,723.45
01/19	35	649,387,552.18	21,651,208.36
02/19	36	681,923,076.32	32,535,524.14

SaveAs

Additional Information

Contract Card	Finance	Contractor Payments	Budget Increase	Additional Information	BECO
---------------	---------	---------------------	-----------------	-------------------------------	------

ADOT Project Manager: AMY RITZ (B5073)

Contractor Name: CONNECT 202 PARTNERS LLC

Street: 3 Polaris Way

City / State / Zip: Aliso Viejo CA 92698

Phone: (602)431-2111

Comments:

Contract Card

File Edit Reports Update Options Window Help

Contractor Payments Budget Increase Additional Information BICO

Field Reports Section

Contractor: **CONNECT 202 PARTNERS LLC**

MAIN FREEWAY Resident Engineer: **Julie Gadsby**

MOUNTAIN FREEWAY County: **Maricopa** District: **Central**

Construction of New Roads Org: **4674** Length: **24** Est: **40**

Estimate: **000,000,000.00** MP: Begin **054** End **76** Calendar Days

Contract Awarded: **02/26/2016** Contract Days: Phase I: **1350** Days Used: **1103**

6.32 Executed: **02/26/2016** Phase II: **0** Days Used: **0**

Anticipated Completion Date: Fixed Project End Date:

Acceptance Letter: **00/00/0000** Award Time: **00/00/0000**

Payrolls Closed: **00/00/0000** DBE Goals: %

Opened to Traffic: **00/00/0000** Mod: **3**

Wage Decision: AZ **150008** Census: ☒ Yes ☐ No

Box Number: DOT00- Liquidated Damages: **.00** ☒ Exclude Diesel

Remarks:

* No Bituminous Price Adjustment spec.

Professional Services is \$152,148,000.00
Construction \$754,401,175.13



Project Funding Source Detail Report

Run Date: 03/13/2019

Arizona Department of Transportation
Project Funding Source Detail Report

Project: H882701C

Page 1 of 1

Auth. Date: 02/25/2016

Amount	Billed	Collected	Available	Fund Code	Fund Name	Provider Name	Provider Description
289,228,852.73	0.00	0.00	289,228,852.73		RARF BOND PROCEEDS DEBT SERV		
266,084.21	0.00	0.00	266,084.21		STATE HIGHWAY FUND		
120,000,000.00	0.00	0.00	120,000,000.00		HURF BOND PROCEEDS DEBT SERV		
1,754.90	0.00	0.00	1,754.90		STATE HIGHWAY FUND		
15,855,413.00	0.00	0.00	15,855,413.00		REGIONAL AREA ROAD FUND - MAF		
27,250,360.33	0.00	0.00	27,250,360.33		REGIONAL AREA ROAD FUND - MAF		
19,800,912.00	0.00	0.00	19,800,912.00		REGIONAL AREA ROAD FUND - MAF		
0.00	0.00	0.00	0.00		REGIONAL AREA ROAD FUND - MAF		
198,021,673.83	0.00	0.00	198,021,673.83		REGIONAL AREA ROAD FUND - MAF		
2,153,625.00	0.00	0.00	2,153,625.00		REGIONAL AREA ROAD FUND - MAF		
0.00	0.00	0.00	0.00		REGIONAL AREA ROAD FUND - MAF		
3,297,961.00	0.00	0.00	3,297,961.00		REGIONAL AREA ROAD FUND - MAF		
0.00	0.00	0.00	0.00		REGIONAL AREA ROAD FUND - MAF		
40,000,000.00	0.00	40,000,000.00	40,000,000.00	M230	REGIONAL AREA ROAD FUND - MAF	STPUrbanOvr200k	
14,561,000.00	0.00	14,561,000.00	14,561,000.00	M23E	REGIONAL AREA ROAD FUND - MAF	STPUrbanOvr200k	
262,309,723.00	0.00	261,645,598.00	262,309,723.00	Z001	REGIONAL AREA ROAD FUND - MAF	NatlHwyPerfProg	
10,190,277.00	0.00	10,190,277.00	10,190,277.00	Z001	REGIONAL AREA ROAD FUND - MAF	NatlHwyPerfProg	

Arizona Department of Transportation

Active Projects

03/13/2019

<u>Contractor</u>	<u>Start</u>	<u>Bid Amount</u>	<u>Project Name</u>	<u>Inspection Due/ Complete</u>
<u>Project Number</u>	<u>WD</u>		<u>Location</u>	
<u>TRACS Number</u>			<u>Type of Work</u>	<u>Percent Complete</u> <u>Last Inspection</u>
<u>Org</u>	<u>Resident Engineer</u>	<u>Phone: (928) 714-2291</u>		
4352	Stephen Monroe	<u>Fax:</u>		
NorthCent				0
FISHER SAND & GRAVEL CO. DBA SOUTH		\$6,375,000.00	MESQUITE-LITTLEFIELD-NORTH HWY (I-15)	
015-A-(212)T	02/21/2019		VIRGIN RIVER BRIDGES# 2, 4 & 5	
H881201C	260		BRIDGE REHABILITATION	
<u>Org</u>	<u>Resident Engineer</u>	<u>Phone: (928) 714-2291</u>		
4352	Stephen Monroe	<u>Fax:</u>		
NorthCent				69 2 1
FISHER SAND & GRAVEL CO. DBA SOUTH		\$24,450,000.00	CORDES JCT. - FLAGSTAFF HIGHWAY (I-17)	08/15/2018
017-B-(232)T	04/09/2018		COCONINO COUNTY LINE I-40 NB	
H893401C	320		PAVEMENT AND BRIDGE REHABILITATION	AC
			Removals, Millings, Should Build-up,	Guardrail
			Separation Geotextile Fabric and	Structures
			Re-Inforcement, Lime Treated Subgrade, AB	
			Class 2, AC 407 and 409 and 416, 24" Pipe,	
			Catch Basin, Headwall, Signing, Flagging,	
			Recessed Type C and D and E, Stripping	
			Epoxy, Type G Poles, Electrical, Loops	
			Systems, 32 Acres or Seeding, Chain Link	
			Fence, Guard Rail and Nested Rails and End	
			Treatments, Rip Rap, 12" Rumble Strip,	
			Structural Concrete 3,500 and 4,000 and	
			4,500 PSI, Groove Deck, 34" Concrete	
			Carrier, Deck Joints and Compression Seal,	
			Thrie Beams. Approach Slabs. 48" Drill Shaft	

Arizona Department of Transportation

Field Reports Section

Status of Projects Under Construction

March 13, 2019

District: Central

Project/TRACS Number	Org/Fund MP	Project Name Location Contractor	Time Actual Start	Days Contract Used	Bid amt/ Earned To Date	Percent Comp/Time
Local Government Projects						
PE0-0-(215)T	4672	CITY OF PEORIA	06/14/2017	365	6,134,772.80	96 \107
SH53501C	PEO	75TH AVENUE AND CACTUS ROAD HAYDON BUILDING CORP	06/14/2017	390	5,917,862.23	
PE0-0-(216)T	4672	CITY OF PEORIA	06/14/2017	365	5,136,904.93	101 \107
SH53601C	PEO	75TH AVENUE AND PEORIA AVENUE HAYDON BUILDING CORP	06/14/2017	390	5,201,650.99	
BKY-0(212)T	4679	ADOT18-183644	09/21/2017	365	124,718.27	25 \36
SH63401P	BKY	CITY OF BUCKEYE CITY OF BUCKEYE	09/21/2017	133	30,811.01	
GLN-0-(242)T	4684	CITY OF GLENDALE	10/24/2018	75	703,000.00	99 \119
SZ10701C	GLN	NEW RIVER NORTH SHARED USE PAT VISUS ENGINEERING CONSTRUCTION, INC.	11/05/2018	89	694,458.25	
PE0-0(223)T	4677	ADOT18-196421	06/13/2018	365	520,858.85	92 \74
T000101P	N/A	MARICOPA COUNTY Presentation Products Inc. dha Spinitar		269	480,632.84	

Filter Criteria

Project
Column Selection

PRBL
Column Selection

125 Report
Column Selection

Agreement Estimate
Column Selection

BECO Card

Retrieve Report

Report Title:

Tracs Number:

Project Number:

Contractors:

District:

Org:

Bid Amount: 0.00 to 0.00

Estimate: 0.00 to 0.00

Contract Cost: 0.00 to 0.00

Date Bids Opened: 00/00/0000 to 00/00/0000

Contract Awarded: 01/01/2015 to 12/31/2018

Project Name contains

ARRA Projects ☐ Box Number ☐ Liquidated Damages ☐ Budget Increase Count ☐

Has Item Numbers

or Item Numbers like

CPE Payment Dates: 00/00/0000 to 00/00/0000

Phase I Contract Days: 000 to 000

Days Used: 000 to 000

Phase II Contract Days: 000 to 000

Days Used: 000 to 000

Actual Start Date: 00/00/0000 to 00/00/0000

Sub Compltn Date: 00/00/0000 to 00/00/0000

Prime Date: 00/00/0000 to 00/00/0000

Final Est Received: 00/00/0000 to 00/00/0000

To Contract Acct: 00/00/0000 to 00/00/0000

Completion Memo: 00/00/0000 to 00/00/0000

Execution Date: 00/00/0000 to 00/00/0000

Location contains

Construction type contains

Proj. Type A+B ☐ DesignB ☐ JOC ☐ CMAR ☐

3/13/2019

Arizona Department of Transportation
Field Reports Section

TRACS	Project Number	Contract Awarded
F000201C	082-A-(204)T	10/20/2017
F000301C	010-D(216)S	06/17/2016
F001401C	010-F-(225)T	11/18/2016
F001801C	999-A-(499)T	12/16/2016
F001901C	999-A-(500)T	07/20/2018
F002001C	999-A-(501)T	11/17/2017
F002301C	010-F-(226)T	10/20/2017
F002501C	HSIP-017A(246)T	03/17/2017
F002601C	303-A-NFA	10/20/2017
F002701C	087-B-(222)S	03/17/2017
F002801C	010-F-(227)T	09/15/2017
F004101C	180-B-(210)T	05/18/2018
F004601C	A89-B-(220)T	07/20/2018
F005301C	--NFA	08/18/2017
F005501C	999-A-(518)T	09/21/2018
F006201C	064-A-(205)T	03/16/2018
F006301C	010-E-(227)T	10/20/2017
F006501C	095-D-(214)T	02/17/2017
F006801C	010-E-(225)T	08/17/2018
F007001C	260-B-NFA	07/21/2017
F007701C	191-Y-(200)T	09/15/2017
F007901C	060-A-(212)T	06/15/2018
F008301C	072-A-(204)T	12/21/2018
F009501C	010-E-(226)T	09/21/2018
F010401C	999-A(533)T	10/26/2018
F010501C	089-E-(207)T	08/18/2017
F012001C	017-A-(251)T	02/17/2017
F012101C	101-B-(213)S	12/21/2018
F012701C	095-C-(222)T	11/16/2018

Excel

Retrieve

Previous Page

Next Page

Print

Ad Hoc Report

Filter Criteria	Project Column Selection	PRBL Column Selection	125 Report Column Selection	Agreement Estimate Column Selection	BECO Card	Retrieve Report
-----------------	--------------------------	-----------------------	-----------------------------	-------------------------------------	-----------	-----------------

Report Title:

Tracs Number:

Project Number:

Contractors:

District: Org:

Bid Amount: 0.00 to 0.00

Estimate: 0.00 to 0.00

Contract Cost: 0.00 to 0.00

Date Bids Opened: 00/00/0000 to 00/00/0000

Contract Awarded: 01/01/2015 to 12/31/2018

Project Name contains

ARRA Projects ☐ Box Number ☐ Liquidated Damages ☐ Budget Increase Count ☐

Has Item Numbers 8101023

or Item Numbers like

CPE Payment Dates: 00/00/0000 to 00/00/0000

Phase I Contract Days: 000 to 000
Days Used: 000 to 000

Phase II Contract Days: 000 to 000
Days Used: 000 to 000

Actual Start Date: 00/00/0000 to 00/00/0000

Sub Compltn Date: 00/00/0000 to 00/00/0000

Prime Date: 00/00/0000 to 00/00/0000

Final Est Received: 00/00/0000 to 00/00/0000

To Contract Acct: 00/00/0000 to 00/00/0000

Completion Memo: 00/00/0000 to 00/00/0000

Execution Date: 00/00/0000 to 00/00/0000

Location contains

Construction type contains

Proj. Type A+B ☐ DesignB ☐ JOC ☐ CMAR ☐

Filter Criteria

Project
Column SelectionPRBL
Column Selection125 Report
Column SelectionAgreement Estimate
Column Selection

BECO Card

Retrieve Report

3/13/2019

Arizona Department of Transportation Field Reports Section

Page 1

TRACS	Project Number	Contract Awarded	Item Nbr	Description	Plans Qty	Accum Qty	Accum Amount	Unit Price	Unit
F002601C	303-A-NFA	10/20/2017	8101023	EROSION CONTROL (WATTLES) I	190.00	620.00	2,790.00	4.50	L.F.T.
F006301C	010-E-(227)T	10/20/2017	8101023	EROSION CONTROL (WATTLES) I	104.00	0.00	0.00	4.00	L.F.T.
H459901C	095-B-(201)T	12/18/2015	8101023	EROSION CONTROL (WATTLES) I	28.00	0.00	0.00	4.00	L.F.T.
H581801C	060-D-(211)T	05/15/2015	8101023	EROSION CONTROL (WATTLES) I	809.00	750.00	2,250.00	3.00	L.F.T.
	060-D-(211)T	05/15/2015	8101023	EROSION CONTROL (WATTLES) I	2,047.00	880.00	2,640.00	3.00	L.F.T.
H616101C	010-A-(221)T	02/20/2015	8101023	EROSION CONTROL (WATTLES) I	110.00	0.00	0.00	4.50	L.F.T.
H700701C	347-A-(204)S	09/15/2017	8101023	EROSION CONTROL (WATTLES) I	587.00	0.00	0.00	2.51	L.F.T.
H738301C	017-A-(248)T	09/21/2018	8101023	EROSION CONTROL (WATTLES) I	3,000.00	0.00	0.00	2.00	L.F.T.
H763701C	070-A-(209)A	09/15/2017	8101023	EROSION CONTROL (WATTLES) I	72.00	60.00	108.00	1.80	L.F.T.
	070-A-(209)A	09/15/2017	8101023	EROSION CONTROL (WATTLES) I	144.00	0.00	0.00	1.80	L.F.T.
H790001C	NH-060-D(208)S	07/17/2015	8101023	EROSION CONTROL (WATTLES) I	1,165.00	2,041.00	4,082.00	2.00	L.F.T.
H811201C	088-A-(202)T	08/18/2017	8101023	EROSION CONTROL (WATTLES) I	105.00	0.00	0.00	3.00	L.F.T.
H817801C	019-A-(208)T	02/17/2017	8101023	EROSION CONTROL (WATTLES) I	168.00	0.00	0.00	2.95	L.F.T.
H821101C	010-F-(208)T	10/16/2015	8101023	EROSION CONTROL (WATTLES) I	1,708.00	0.00	0.00	3.35	L.F.T.
H823201C	093-B-(205)S	11/16/2018	8101023	EROSION CONTROL (WATTLES) I	2,304.00	0.00	0.00	2.25	L.F.T.
H824601C	STP-264-A(211)T	06/17/2016	8101023	EROSION CONTROL (WATTLES) I	17,131.00	18,513.00	37,026.00	2.00	L.F.T.
	STP-264-A(211)T	06/17/2016	8101023	EROSION CONTROL (WATTLES) I	31,246.00	109,759.00	219,518.00	2.00	L.F.T.
H826301C	040-A(223)T	03/16/2018	8101023	EROSION CONTROL (WATTLES) I		540.00	2,160.00	4.00	L.F.T.
H831301C	090-A(204)T	05/15/2015	8101023	EROSION CONTROL (WATTLES) I	2,342.00	2,180.00	9,548.40	4.38	L.F.T.
H833001C	089-B-(210)T	12/18/2015	8101023	EROSION CONTROL (WATTLES) I	3,344.00	3,158.00	18,948.00	6.00	L.F.T.
H837401C	060-B-NFA	05/20/2016	8101023	EROSION CONTROL (WATTLES) I	540.00	240.00	720.00	3.00	L.F.T.
H839701C	070-A-(211)T	10/21/2016	8101023	EROSION CONTROL (WATTLES) I	190.00	157.00	1,256.00	8.00	L.F.T.
H857701C	303-A(216)S	12/18/2015	8101023	EROSION CONTROL (WATTLES) I	2,600.00	0.00	0.00	1.45	L.F.T.
H858201C	019-A-(225)T	05/20/2016	8101023	EROSION CONTROL (WATTLES) I	168.00	0.00	0.00	3.00	L.F.T.
H860501C	068-A-(203)T	04/15/2016	8101023	EROSION CONTROL (WATTLES) I	1,250.00	0.00	0.00	2.89	L.F.T.
H861001C	303-A-NFA	06/19/2015	8101023	EROSION CONTROL (WATTLES) I	2,000.00	0.00	0.00	3.00	L.F.T.
H861701C	288-A-(201)T	08/30/2016	8101023	EROSION CONTROL (WATTLES) I	2,255.00	1,460.00	5,183.00	3.55	L.F.T.
H863401C	040-A-(218)T	06/17/2016	8101023	EROSION CONTROL (WATTLES) I	340.00	860.00	4,300.00	5.00	L.F.T.
H870701C	008-A-(224)T	07/15/2016	8101023	EROSION CONTROL (WATTLES) I	2,375.00	2,375.00	8,312.50	3.50	L.F.T.

Excel

Retrieve

Previous Page

Next Page

Print

Ad Hoc Report

Filter Criteria	Project Column Selection	PRBL Column Selection	125 Report Column Selection	Agreement Estimate Column Selection	BECO Card	Retrieve Report
-----------------	--------------------------	-----------------------	-----------------------------	-------------------------------------	-----------	-----------------

Report Title:

Tracs Number:

Project Number:

Contractors:

District: Org:

Bid Amount: 0.00 to 0.00

Estimate: 0.00 to 0.00

Contract Cost: 0.00 to 0.00

Date Bids Opened: 00/00/0000 to 00/00/0000

Contract Awarded: 00/00/0000 to 00/00/0000

Project Name contains

ARRA Projects ☐ Box Number ☐ Liquidated Damages ☐ Budget Increase Count ☐

Has Item Numbers

or Item Numbers like

CPE Payment Dates: 00/00/0000 to 00/00/0000

Phase I Contract Days: 000 to 000
Days Used: 000 to 000

Phase II Contract Days: 000 to 000
Days Used: 000 to 000

Actual Start Date: 00/00/0000 to 00/00/0000

Sub Compltn Date: 00/00/0000 to 00/00/0000

Prime Date: 00/00/0000 to 00/00/0000

Final Est Received: 00/00/0000 to 00/00/0000

To Contract Acct: 00/00/0000 to 00/00/0000

Completion Memo: 00/00/0000 to 00/00/0000

Execution Date: 00/00/0000 to 00/00/0000

Location contains

Construction type contains

Proj. Type A+B ☐ DesignB ☐ JOC ☐ CMAR ☒

Ad Hoc Report

Filter Criteria

Project
Column Selection

PRBL
Column Selection

125 Report
Column Selection

Agreement Estimate
Column Selection

BECO Card

Retrieve Report

3/13/2019

Arizona Department of Transportation
Field Reports Section

TRACS	Project Number
H426901C	IM 017-B(001)N
H670101C	089-B-NFA
H723901C	303-A-NFA
H787501C	303-A-(204)
H800301C	095-A-(204)T
H808001C	051-A-(203)S
H814501C	303-A-(210)S
H847901C	010-D-(216)S
H857401C	015-A-(208)S
H858801C	101-A-(217)T
H864102C	089-E-(205)S
H864501C	089-D-(205)S
H869901C	260-A-(208)S
SB41301C	BR MPN-0(014)A
SH53501C	PE0-0-(215)T
SH53601C	PE0-0-(216)T
SS97901C	PHX-0(266)S

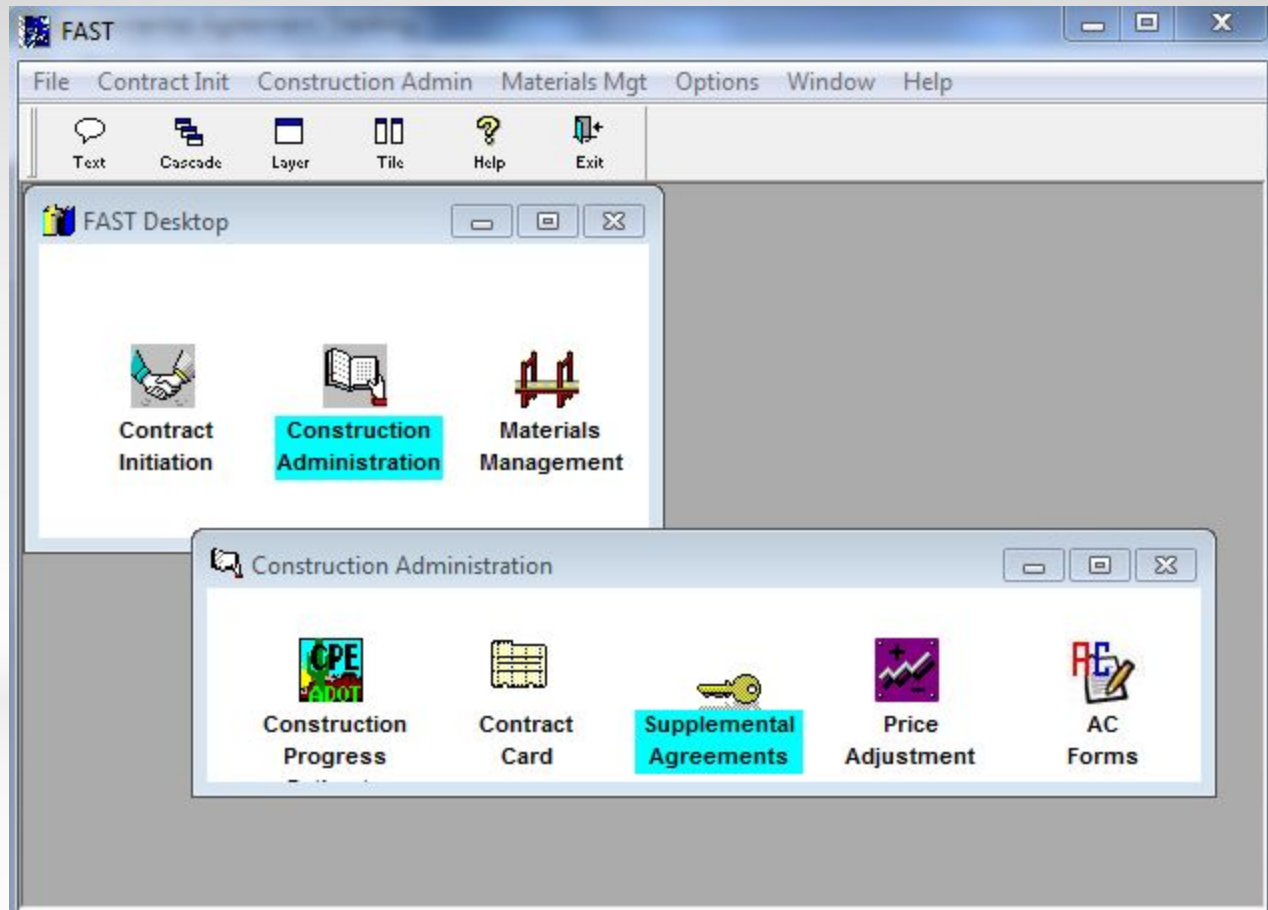
Excel

Retrieve

Previous Page

Next Page

Print



Supplemental Agreement Tracking

File Reports Utilities Options Window Help

New CRN New ProCO **Open CRN** Save Text Cascade Layer Tile Help Exit

Open/Find

Select desired Supplemental Agreement and press OK

Tracs # **h882701c**

Project #

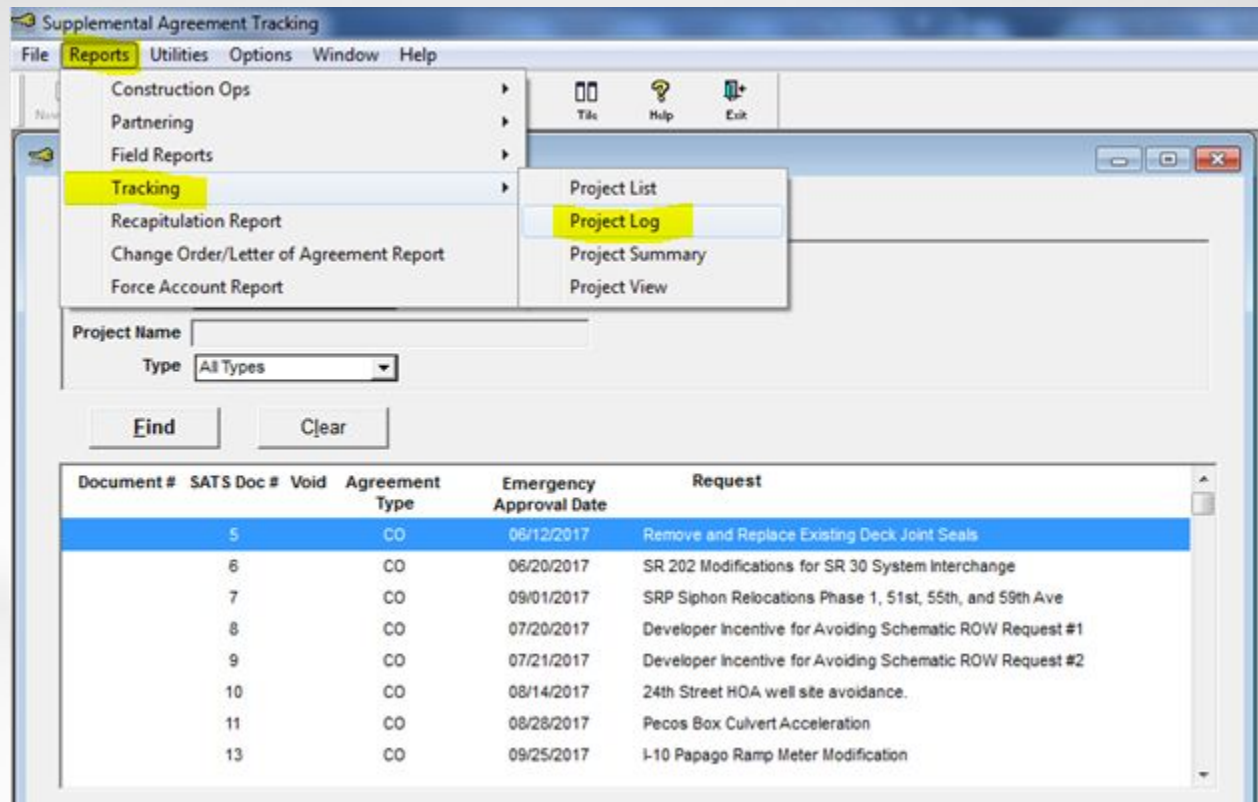
Project Name

Type All Types

Find Clear

Document #	SATS Doc #	Void	Agreement Type	Emergency Approval Date	Request
	5		CO	06/12/2017	Remove and Replace Existing Deck Joint Seals
	6		CO	06/20/2017	SR 202 Modifications for SR 30 System Interchange
	7		CO	09/01/2017	SRP Siphon Relocations Phase 1, 51st, 55th, and 59th Ave
	8		CO	07/20/2017	Developer Incentive for Avoiding Schematic ROW Request #1
	9		CO	07/21/2017	Developer Incentive for Avoiding Schematic ROW Request #2
	10		CO	08/14/2017	24th Street HOA well site avoidance.
	11		CO	08/28/2017	Pecos Box Culvert Acceleration
	13		CO	09/25/2017	I-10 Papago Ramp Meter Modification

OK Close



Supplemental Agreements Tracking Log

01/25/2019 07:09 am

Arizona Department of Transportation

Page 1 of 1

Resident Engineer: John Halvarson

Log
202-C-(205)T / H881801C

Contractor: C S CONSTRUCTION, INC.

Summary

Org: 4677 Central

Designer: Jacobs Engineering Group Inc.

Contract Amount \$4,184,269.00
5% Contingency \$209,213.45
Additional Requested
Total Available
Remaining Available \$.00
Award Date 06/16/2017

Total Change Orders \$-3,899.14
Total Force Accounts \$30,000.00
Total Letter Agreements \$-224.72
Total SA Adjustment \$.00
TOTAL \$25,876.14

Reason Codes:

1. Value Engineering	\$-5,957.70	-0.14 %	5. Plans Revisions / Oversights	\$32,058.56	0.77 %
2. Work out of Scope (ADOT)	\$.00	0 %	6. Changed Condition	\$.00	0 %
3. Work out of Scope (Other Jur)	\$.00	0 %	7. Penalties - Bonuses	\$.00	0 %
4. Quantity Omissions	\$.00	0 %	8. Other	\$-224.72	-0.01 %

Number	C a t e g o r y	Emerg Auth Date	RE App Date	Contr App Date	Sent To Dist	Dist App Date	Return Date	Amount	SA Adjustment	Description	Accum Amount	% Of Orig Contract
P 1	5	06/22/17	06/26/17	06/26/17	06/27/17		07/06/17	\$.00		Update Phase 1 wording	\$0.00	0 %
L 1	8	07/07/17	07/10/17	07/17/17	07/19/17			\$-224.72	\$.00	Partnering Workshop Cost	\$-224.72	-0.01 %
P 2	5	07/14/17	07/14/17	07/17/17	07/19/17		07/25/17	\$.00		DMS foundation protection	\$-224.72	-0.01 %
F 1	5	09/18/17	09/21/17	09/21/17	09/25/17			\$30,000.00	\$.00	Concrete Barrier Transition Installation	\$29,775.28	0.71 %
C 3	5	09/19/17	09/21/17	09/21/17	09/21/17		07/02/18	\$-8,820.00	\$.00	Concrete Barrier Quantity Adjustment	\$20,955.28	0.5 %
C 4	5	01/23/18	01/31/18	01/31/18	01/31/18		03/06/18	\$5,242.76	\$.00	Sign Panel Corrections	\$26,198.04	0.63 %
C 5	5	05/07/18	05/10/18	05/10/18	05/15/18		05/18/18	\$5,635.80	\$.00	Oversize No 9 Pull Box	\$31,833.84	0.76 %
C 6	1	08/20/18	08/21/18	08/21/18	08/29/18		09/20/18	\$-5,957.70	\$.00	Modify Green Bond Wire Size	\$25,876.14	0.62 %
P 7	6	11/08/18	11/09/18	11/09/18	11/14/18		12/04/18	\$.00		TER 01 - SRP Delay - 4 Working Days	\$25,876.14	0.62 %

Supplemental Agreement Tracking

File **Reports** Utilities Options Window Help

- Construction Ops
 - Cost by SA Reason Code
 - Error and Omission Report
 - Reason Code - All Sub Types Graph
 - Reason Code - Sub Type Report
 - SA Analysis - Sub Types Report**
 - Supplemental Agreements Over 2% of Contract
- Partnering
- Field Reports
- Tracking
- Recapitulation Report
- Change Order/Letter of Agreement Report
- Force Account Report

Project Name

Type

Document #	SATS Doc #	Void	Agreement Type	Emergency Approval Date	Request
	5		CO	06/12/2017	Remove and Replace Existing Deck Joint Seals
	6		CO	06/20/2017	SR 202 Modifications for SR 30 System Interchange



Supplemental Agreement Analysis for Sub Types Report

3/13/2019

Supplemental Agreement Analysis for Sub Types
(Detail by Date)

Report Dates: 07/01/2017 thru 06/30/2018

Date	TRACS Number	Project Number	Project Description	Org	District	Resident Engineer	Contractor	SA Type / Number	Reason Type *	SA Description	Amount	Sub Types *
07/03/2017	H879301C	017-A-(241)T	NEW RIVER RD - COLDWAT	4353	NorthCen	Brenden Foley	FANN CONTRACTING, INC	L 3	8	Seeding Inefficiencies	4,320.00	1,
07/03/2017	SZ13601C	PAG-0-(204)T	Elm Street, Lake Powell Blvd.	4352	NorthCen	Walter K Link	MCCAULEY CONSTRUCTION	C 1	5	Establish an Item to reconstruct the catch basin at Station 15+75 (left)	2,288.10	7,
07/05/2017	H790001C	NH-060-D(208)S	SILVER KING SECTION & SU	4555	SouthEas	Chris Olson	FNF CONSTRUCTION, INC.	P 31	8	This procedural change order will change the Landscape Establishment Phase from one phase to two.	0.00	9,
07/05/2017	H878801C	017-A-(240)T	19TH AVENUE - ARIZONA CA	4672	Central	James Naujokai	J. BANICKI CONSTRUCTION,	F	8	Safety Feature Repairs	100,000.00	4,

Date Range: 07/01/17 to 06/30/18

SA Type

- ☒ Change Order
- ☒ Force Account
- ☒ Letter of Agreement
- ☒ Procedural Change Order

District:

Org:

Contractor:

Reason Types:

- Value Engineering
- Work Out of Scope (ADOT)
- Work Out of Scope (Other Jurisdic

☒ All Reasons

Sub Types:

- Roadside
- Contracts and
- Materials
- Traffic
- Structures
- Civil

☒ All Sub Types

Excel

ReGen Report

Previous Page

Next Page

Print

Close

Supplemental Agreement Tracking

File Reports Utilities Options Window Help

Change Order / Letter of Agreement Report

Change Order / Letter of Agreement Report

TRACS #:

Project:

03/13/2019 06:52 am
Page 1 of 1

Note: ** indicates that the total includes an SA adjustment

SA #	Description
1 P	Modify DBMA Article 7.3 (j) to allow Develo
2 P	Modify TP Attachment 470-3 with respect t
3 P	Replace Utility Adjustment Coordinator

☒ All COs / LAs

Change Project ReGen Report Previous Page Next Page Print Close

Change Order / Letter of Agreement Report

TRACS #: H882701C

09/06/2019 11:01 am

Project: 202-D-(200)S

Page 1 of 18

Note: ** indicates that the total includes an SA adjustment

Procedural CO: 1

Description: Modify DBMA Article 7.3 (j) to allow Developer to enter Date Approved: 04/11/2016

Cost Adj.

Total Change Order = \$ 0.00
Total Letter of Agreement = \$ 0.00

C.O. No. 10

Description: 24th Street HOA well site avoidance.

Date Approved: 08/14/2017

Section	Item	Type	Description	Cost Adj.	Quantity	Unit Cost	Amount
1	9401013		SOUTH MOUNTAIN SUPPLEMENTAL AGREEMENTS		132,294.58	1.00	132,294.58
Total Change Order =							\$ 132,294.58

C.O. No. 10

Description: 24th Street HOA well site avoidance.

Date Approved: 08/14/2017

Section	Item	Type	Description	Cost Adj.	Quantity	Unit Cost	Amount
2	9401012		SOUTH MOUNTAIN SUPPLEMENTAL AGREEMENTS		869,395.64	1.00	869,395.64
2	9401015		SOUTH MOUNTAIN UTILITY ADJUSTMENTS		121,092.11	1.00	121,092.11
Total Change Order =							\$ 990,487.75

C.O. No. 11

Description: Pecos Box Culvert Acceleration

Date Approved: 08/28/2017

Section	Item	Type	Description	Cost Adj.	Quantity	Unit Cost	Amount
1	9401013		SOUTH MOUNTAIN SUPPLEMENTAL AGREEMENTS		51,868.79	1.00	51,868.79
Total Change Order =							\$ 51,868.79

Questions??

