



E-Grants Subrecipient's User Guide

E-Grants Version 10

Arizona Department of Transportation

Table of Contents

A.	User Roles	3
1.	AGENCY Attorney	3
2.	AGENCY Authorized Official	3
3.	AGENCY Financial Officer	3
4.	AGENCY Grant Writer.....	3
5.	AGENCY Organization Administrator	3
6.	AGENCY Viewer	3
B.	Agate Help Desk Availability	4
C.	Add a New User / 1st Time Log In.....	5
D.	Managing Your Organization	7
1.	My Organization(s).....	7
2.	Organization Information.....	7
3.	Additional Information.....	8
4.	Organization Members	8
E.	AGENCY - Begin New Application	10
F.	Agency - Add Users to an Existing Application.....	12
G.	Agency - Complete and Submit an Application.....	14
1.	5310 Forms Screenshot.....	14
2.	5311 Forms Screenshot.....	15
3.	Planning Forms Screenshot.....	15
4.	Planning Work Program Forms Screenshot	15
5.	5311 -Intercity Requests on the Budget Form	16
6.	Submit Completed Application	17
H.	AGENCY – 5310 Notice of Award	19
I.	AGENCY - 5311 Final Budget Set-up / Prepare for Reimbursements	20
1.	5311 Finalize Budget.....	20
2.	Awarded Budget Summary Report	21
J.	AGENCY – Planning Notice of Award	23
K.	AGENCY – 5310 Budget Modifications After Submit	24
M.	AGENCY/ADOT – 5311 Budget Modifications After Submit	25
1.	Agency Budget Modifications	25
N.	Agency Award Modifications	26
O.	5311 Agency Reimbursement Request Process.....	28
1.	Initiate a Reimbursement Request.	28

2.	Reimbursement Performance Data	33
3.	Submit Reimbursement Request	36
4.	Cancel a Reimbursement Request.	37
P.	5310 & Planning (FTA Only) Agency Reimbursement Request Process	39
1.	Initiate a Reimbursement Request.	39
2.	Cancel a Reimbursement Request.	45
Q.	Planning Work Program Agency Reimbursement Process	46
1.	Initiate a Reimbursement Request.	46
3.	Cancel a Reimbursement Request.	51
R.	RTAP - AGENCY - Begin New Application	53
S.	RTAP - Agency Scholarship Request.....	55
1.	Enter Scholarship Request	55
T.	RTAP - Agency Materials Request.....	60
1.	Enter Materials Request	60
U.	RTAP – Scholarship Training Completed – Submit Invoice	64
1.	Enter Actuals into Scholarship Form.....	64
V.	RTAP – Materials/Other Training Completed – Submit Invoice.....	68
1.	Enter Actuals into Materials/Other Training form.....	68
W.	5310 Application Process Steps	71
X.	5310 & Planning Reimbursement Request Process Steps	72
Y.	5311 Application Process Steps	73
Z.	5311 Reimbursement Request Process Steps.....	74
AA.	Planning Application Process Steps	75

A. User Roles

1. AGENCY Attorney

- Sign Grant
- Sign Certifications & Assurances

2. AGENCY Authorized Official

- Initiate, Complete, and Submit Applications
- Cancels Applications
- All, except manage the organization
- Mayor, City Manager
- Needs signature authority to submit grants

3. AGENCY Financial Officer

- Initiate Applications
- Complete Applications
- Invoice Processing
- Submit Reimbursement Requests

4. AGENCY Grant Writer

- Start Applications
- Cancels Applications
- Complete the application.
- Reviews Applications

5. AGENCY Organization Administrator

- Initiate, Complete, and Submit Applications
- Cancels Applications
- Initiate and Submit Reimbursement Requests
- Manage the Organization profile and permissions

6. AGENCY Viewer

- View only permissions

B. Agate Help Desk Availability

You can access the contact information on the login page and from the Show Help on the My Home page after you are logged in.

Help Desk Availability

Hours: Monday thru Friday 8am to 5pm MST

Phone: 1-866-449-1425

Email: azhelpdesk@agatesoftware.com



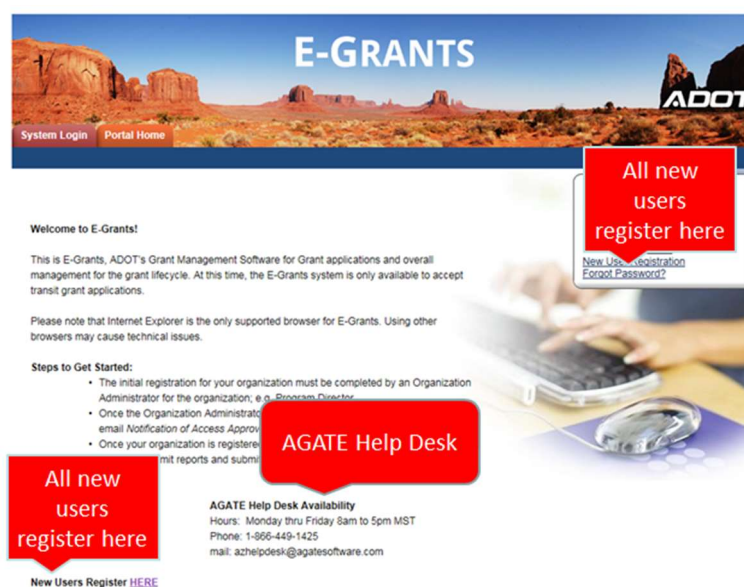
NEW USER REGISTRATION

C. Add a New User / 1st Time Log In

E-Grants Web Site: <https://egrants.azdot.gov>

All new users.

Click on [New User Registration](#).



The registration process requires you to setup your user profile. The new user completes all the contact information. All fields with an asterisk (*) must be entered. Make sure you enter your email address and create a username and password. This is where you would also go to update your password. **Enter preferred role in Notes.**

Contact Information

	Prefix	First	Middle	Last	Suffix
Name	<input type="text"/>	<input type="text"/>	<input type="text"/>	<input type="text"/>	<input type="text"/>
Organization	<input type="text"/>				
Title	<input type="text"/>				
Address	<input type="text"/>				
City	<input type="text"/>		<input type="text"/>		<input type="text"/>
County	<input type="text"/>		<input type="text"/>		<input type="text"/>
Phone #1	<input type="text"/>		<input type="text"/>		<input type="text"/>
Fax	<input type="text"/>		<input type="text"/>		<input type="text"/>
Email	<input type="text"/>				
Website	<input type="text"/>				
Username	<input type="text"/>				
Password	<input type="text"/>		<input type="text"/>		
Notes	<input type="text"/>				

Please select your County.

Need email address for all contacts

Select User name and Temporary Password

Enter preferred role in Notes. Agency Roles:

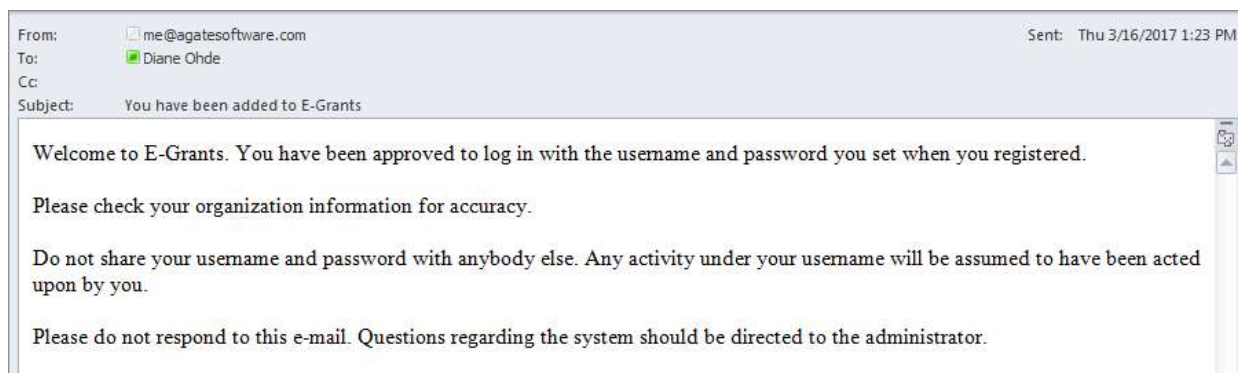
- Agency Attorney
- Agency Authorized Official
- Agency Financial Officer
- Agency Grant Writer
- Agency Organization Administrator
- Agency Viewer

NEW USER REGISTRATION

After you complete the registration process, one of the Program Managers will complete the approval process. They will check to make sure you don't already have an E-Grants account and confirm there is already an Organization Administrator assigned.

If you do not enter a preferred role in the Notes, you will be automatically set as an Agency Viewer. The Agency Organization Administrator can update later with the preferred role.

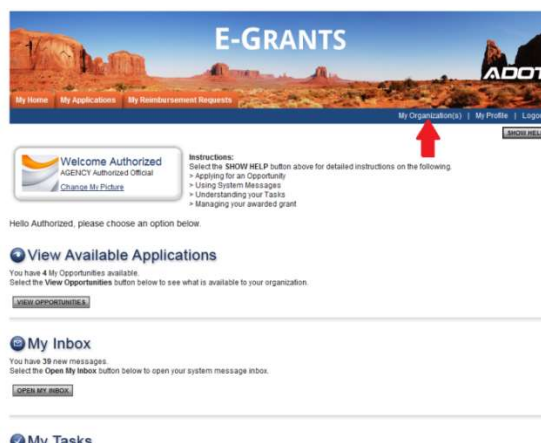
New Users will receive the following email after your registration request has been reviewed and approved:



MANAGE YOUR ORGANIZATION

D. Managing Your Organization

1. My Organization(s)



2. Organization Information

Some of the information on this screen is updated by ADOT.

We need you to make sure the fields highlighted with arrows are correct and completed. (DBA, COG/MPO, UEI #, County, Email, and Type). Type Options are State, Regional, County, City Government Agency, For-Profit, Non-Profit, Tribe, and Other. We have found that typically these fields are not completed and cause issues when processing your application and payments.

The main email for the organization is used for System Notifications so be sure to fill it in.

Do not enter anything into the Vendor # field. This is filled out by ADOT. Agencies must apply for their Vendor Number\Address Code and submit it to ADOT. The Acronym and Abbreviation fields are used for naming documents and may also be updated by ADOT.

If your address changes or if your direct deposit account changes, please contact your Program Manager so we can update internal data to make sure your reimbursement requests process successfully.

Organization - Agate Arizona

- Required fields are marked with an *.
 - Please enter your legal organization name and contact information (The legal entity, governmental name, or umbrella organization under which you operate.)
 - The address must be your physical address (No PO boxes)
 - Please list departments and sub organization information on the Additional Addresses Tab.
 - List additional addresses such as contract, mailing, and remittance addresses on the Additional Addresses Tab.
 - As of 4/3/2022, DUNS Number is no longer being used. New Organizations created after 4/3/2022 will not require the DUNS Number.

Organization Information | Organization Members | Organization Documents | Additional Information | Organization Document Availability

Organization Information

Name	Agate Arizona		
DBA	AA1		
Acronym	AA2		
COG/MPO	COG		
TAX ID	123123		
Vendor #	P2555262128		
Unique Entity ID	UEIASLSVM4M		
DUNS #	117555835		
Abbreviation	AA3		
Address Code	A003		
Address	123 Test St.		
City	Glendale	State	Arizona
County	Maricopa County	ZIP Code	85032
Phone	(602) 555-4545	Fax	
Email	agateadmin@agatesoftware.test.com		
Website	intelligrants.com		
Type	State		

This information
populates into your
contract.

MANAGE YOUR ORGANIZATION

3. Additional Information

Additional Addresses and Certs & Assurances can be added here.

[Back](#)
Document Information: -00042
[Details](#)

[Organization Information](#) | [Organization Members](#) | [Organization Documents](#) | **Additional Information** | [Organization Document Availability](#)

ADDITIONAL INFORMATION

Instructions

- Please list the addresses for the organization, department, or sub-organization name ie. the name of the unit applying.
- If multiple units are applying or are ADOT grantees, please ensure all are listed.
- Use the ADD button to enter additional addresses.

ADDITIONAL ADDRESSES

Name*
Acronym*
Relationship to Organization*
If other, please explain the relationship

Address*
City* State* Zipcode*
County*

Address Type*
☐ Contract Address
☐ Remittance Address
☐ Mailing Address

CERTS & ASSURANCES

Last Date of Execution:
Last Attorney Signature Date:

4. Organization Members

Users without permissions to administer Organization Members will see this screen:

[Back](#)

Organization - ADOT Multimodal Planning Division

Follow the instructions listed below to add/remove/modify organization members.

[Organization Information](#) | **Organization Members** | [Organization Documents](#) | [Additional Addresses](#)

Organization Members

All new members must be added as new members in the system by registering at the login page. (Click New User Registration)

To add members that are already in the system to your organization, please contact the help desk.
For further instructions on the roles, please see the Instructions or go to www.azdot.gov/transitprograms.

The Instruction link is: <http://www.azdot.gov/planning/TransitProgramsandGrants/program-handbook-applications-and-awards>.

MANAGE YOUR ORGANIZATION

Permissioned **Agency Organization Administrators** will see this:

[Back](#)

Organization - Krystal Smith 123

Follow the instructions listed below to add/remove/modify organization members.

[Organization Information](#) | [Organization Members](#) | [Organization Documents](#) | [Additional Addresses](#) | [Organization Document Availability](#)

Organization Members

Administrators with the authority to add members to your organization can follow these steps:
To add a member to your organization, select the **Add Members** link below.
If a member has already added his/her information in the system, you can search for the member.
If you need to add a member's information into the system, select **New Member**.
For more detailed instructions, select the **Show Help** button above.

[Current Members](#) | [Add Members](#)

Sort By: -----SELECT----- -----SELECT----- Results Per Page 20 GO

<input type="checkbox"/>	Person	Role	Active Dates	Active Documents	Assigned By	Modified By
<input checked="" type="checkbox"/>	Smith A.O. Krystal	AGENCY Authorized Official	<div>1/29/2013</div>	15	System Administrator, ADOT 1/29/2013	

1

ADOT will add New Registered users to your organization during the User Approval Process. If a preferred user role is not entered in the Profile Notes section, ADOT will by default assign the Agency Viewer role.

To adjust people's roles, select the role you want to assign from the dropdown list, and click on SAVE.

To remove a user from accessing the system, enter a date into the second date box and select Save. This will keep them from accessing your organization documents from that date forward.

Do not deselect the box next to a member's name as this will cause issues in the system.

My Reports | My Administration | My Training Materials | **My Organization(s)** | My Profile | Logout

SAVE ADD NOTE SHOW HELP

Organization - Agate Arizona

Follow the instructions listed below to add/remove/modify organization members.

[Organization Information](#) | [Organization Members](#) | [Organization Documents](#) | [Additional Information](#) | [Organization Document Availability](#)

Organization Members

Administrators with the authority to add members to your organization can follow these steps:

To add a registered user to an organization, select the **Add Members** link below.

Search for the user by name.

Select the checkbox next to the user to be added, select their role and click SAVE.

For more detailed instructions, select the **Show Help** button above.

<input type="checkbox"/>	Person	Role	Active Dates	Active Documents	Assigned By	Modified By
<input checked="" type="checkbox"/>	Attorney, Tester	AGENCY Attorney	<div>2/11/2015</div>		Tkaczyk, Mr. Joshua 2/12/2015	Ohde, Diane 8/17/2022
<input checked="" type="checkbox"/>	AuthorizedOfficial_Tester	AGENCY Authorized Official	<div>2/12/2015</div>	140	Zyla, Mike 2/12/2015	
<input checked="" type="checkbox"/>	Studio_Test	AGENCY Authorized Official	<div>12/5/2019</div>	10	Arnold, Tyler 12/5/2019	
<input checked="" type="checkbox"/>	Tester_Mr.Bob	AGENCY Authorized Official	<div>2/19/2015</div>	140	PM, Tester 2/19/2015	Silva, Aaron 10/1/2021
<input checked="" type="checkbox"/>	Financial Administration ADOT	AGENCY Financial Officer	<div>7/30/2015</div>	126	Allred, Sara 7/30/2015	
<input checked="" type="checkbox"/>	Rev_Panel	DOT Panel Reviewer	<div>2/17/2015</div>	8	Zyla, Mike 2/17/2015	
<input checked="" type="checkbox"/>	PM_Tester	DOT Program Manager	<div>2/17/2015</div>	49	Zyla, Mike 2/17/2015	
<input checked="" type="checkbox"/>	DotRev2_tester	DOT Reviewer	<div>2/17/2015</div>	7	Tkaczyk, Mr. Joshua 2/17/2015	
<input checked="" type="checkbox"/>	DOTReviewer1_tester	DOT Reviewer	<div>2/17/2015</div>	8	Tkaczyk, Mr. Joshua 2/17/2015	

1

AGENCY - BEGIN NEW APPLICATION

E. AGENCY - Begin New Application

Users with the following User Roles may complete and submit an application in e-Grants:

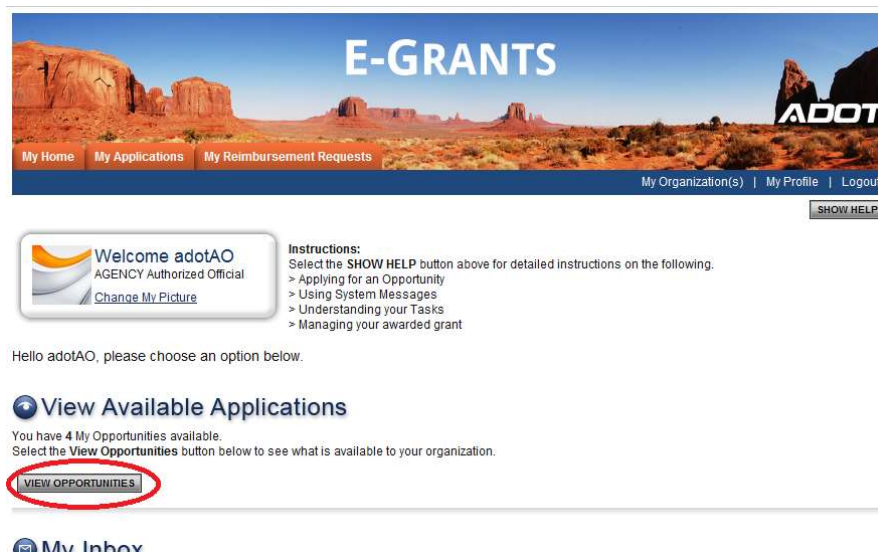
- **AGENCY Organization Administrator**
- **AGENCY Authorized Official**
- **AGENCY Grant Writer**

Login to E-Grants application at <https://egrants.azdot.gov>

Please note that if you try entering your password too many times, the system will lock you out and you'll need to contact the Agate Help Desk.

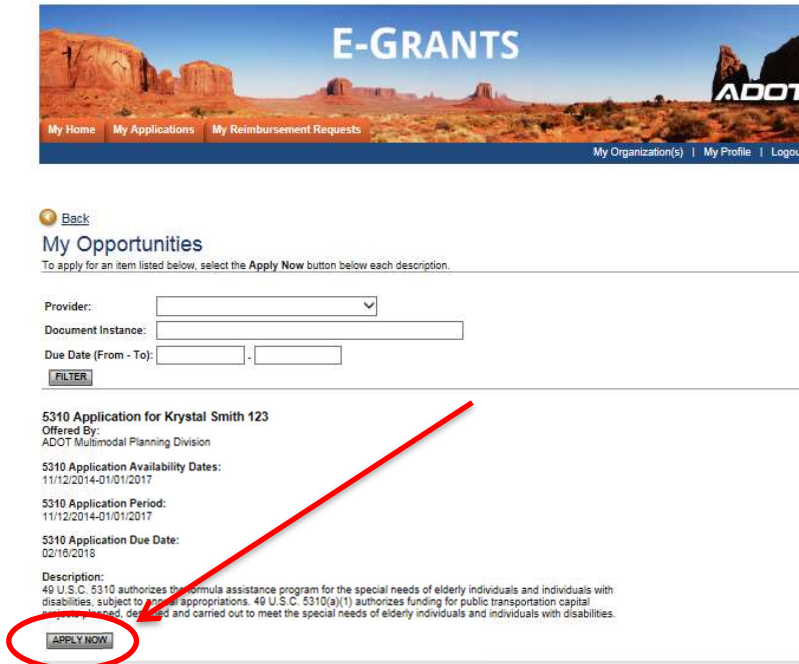


View Available Applications, Click on **View Opportunities** button.



AGENCY - BEGIN NEW APPLICATION

Scroll down to view all opportunities. Click on the **Apply Now** button for the program you would like to start a new application for.



E-GRANTS

My Home | My Applications | My Reimbursement Requests

My Organization(s) | My Profile | Logout

[Back](#)

My Opportunities

To apply for an item listed below, select the **Apply Now** button below each description.

Provider:

Document Instance:

Due Date (From - To): -

[FILTER](#)

5310 Application for Krystal Smith 123
Offered By:
ADOT Multimodal Planning Division

5310 Application Availability Dates:
11/12/2014-01/01/2017

5310 Application Period:
11/12/2014-01/01/2017

5310 Application Due Date:
02/16/2018

Description:
49 U.S.C. 5310 authorizes the formula assistance program for the special needs of elderly individuals and individuals with disabilities, subject to annual appropriations. 49 U.S.C. 5310(a)(1) authorizes funding for public transportation capital projects to be used, designed and carried out to meet the special needs of elderly individuals and individuals with disabilities.

[APPLY NOW](#)

You will be asked whether you want to carry forward application data you have entered from a previous year. You can choose to not carry forward or choose from the available previous year's applications. Once you have made your selection, click on the **I Agree** button on the Agreement page.

Agreement

Please make a selection below to continue.

You may copy forward data from one of the following items:

Do not copy data forward

5311-2014-Agate Software Inc.-00063

5311-2014-Agate Software Inc.-00066

[I AGREE](#)

[I DO NOT AGREE](#)

Powered by IntelliGrants™

You will then be taken to the Application Menu page. Your application is now in progress.

NOTE: You can return to the application at any time by clicking the My Applications Tab and searching for your application. Click on the Application Name in the results.

If you chose to not copy forward by mistake, you can cancel this application and initiate a new one.

AGENCY – ADD USERS TO APPLICATION

F. Agency - Add Users to an Existing Application

Agency Organization Administrator:

Confirm that members of your organization have access to application. When you are added to an organization you are not automatically given permissions to applications that were previously created, you have to be given explicit permissions for all currently open or previous applications.

Click ➔ **View Management Tools** under **Tools**

E-GRANTS
ADOPT

My Home | My Applications | My Reimbursement Requests | My POPOs | My Assets | My Reports | My Administration | My Organization(s) | My Profile | Logout

SHOW HELP

Back

5310 Application Menu

Document Information: 5310-2016-smith12314-00005

Details

Info	Document Type	Organization	Role	Current Status	Period Date / Date Due
	5310 Application	Krystal Smith 123	DOT MPD System Administrator	Application In Progress	11/12/2015 - 01/01/2018 02/16/2019 12:00PM PST

View, Edit and Complete Forms
Select the **View Forms** button below to view, edit, and complete forms.
VIEW FORMS

Change the Status
Select the **View Status Options** button below to perform actions such as submitting applications or request modifications.
VIEW STATUS OPTIONS

Tools
Select the **View Management Tools** button below to perform actions such as adding people to this document or viewing the document history.
VIEW MANAGEMENT TOOLS

Click on **ADD/EDIT PEOPLE**

My Home | My Applications | My Reimbursement Requests | My POPOs | My Assets | My Reports | My Administration | My Organization(s) | My Profile | Logout

ADD NOTE | SHOW HELP

Back

5310 Application Menu - Management Tools

The menu below contains links to the tools that can be used to manage this document. See the description below each link for more detail.

Document Information: 5310-2016-smith12314-00005

Details

Management Tools

CREATE FULL PRINT VERSION
Select the link above to create a printable version of the document.

CREATE FULL BLANK PRINT VERSION
Select the link above to create a blank printable version of the document.

ADD/EDIT PEOPLE
Select the link above to perform actions such as adding people, changing a security role, or altering people's active dates on this document.

STATUS HISTORY

AGENCY – ADD USERS TO APPLICATION

- Use Person Search, as needed.
- Select box next to person you want to update.
- Add an Active Date for users that you would like to have access to this application.
- Change role, if needed.
- Click on SAVE button.

[Back](#)

5310 Application Menu - People

The functionality on this page will allow you add, delete or edit people on this document.
Use the keyword search function to locate a person you would like to add. Select the check box next to the name in the search results.
Or, you can uncheck the box next to the person(s) name under the Current People Assigned area to remove people.
After you perform your modifications, remember to select the **SAVE** button to save your changes.

Document Information: 5310-2016-smith12314-00005
[Details](#)

Person Search

Enter a name or partial name:

Current People Assigned

Person	Organization(s)	Role	Active Dates	Assigned By
<input checked="" type="checkbox"/> DianeTest Email	Krystal Smith 123 (AGENCY Authorized Official)	AGENCY Authorized Official	1/27/2016	MPD Administration
<input checked="" type="checkbox"/> Krystal Smith AO Email	Krystal Smith 123 (AGENCY Authorized Official)	AGENCY Authorized Official	1/27/2016	Grant System
<input checked="" type="checkbox"/> Krystal SMith Email	ADOT Multimodal Planning Division (AGENCY Organization Administrator)	AGENCY Organization Administrator	1/27/2016	Grant System
<input checked="" type="checkbox"/> Sara Allred Email	ADOT Multimodal Planning Division (AGENCY Organization Administrator)	AGENCY Organization Administrator	1/27/2016	Grant System
<input checked="" type="checkbox"/> Herman Bernal Email	ADOT Multimodal Planning Division (AGENCY Viewer)	AGENCY Viewer	1/27/2016	Grant System
<input checked="" type="checkbox"/> Sara Allred Email	ADOT Multimodal Planning Division (AGENCY Viewer)	AGENCY Viewer	1/27/2016	Grant System
<input type="checkbox"/> Diane Ohde Email	ADOT Multimodal Planning Division (DOT ADOT System Administrator), Krystal Smith 123 (AGENCY Authorized Official)	AGENCY Authorized Official		

AGENCY – COMPLETE AND SUBMIT APPLICATION

G. Agency - Complete and Submit an Application

Click on **View Forms** to begin filling out the application.

E-GRANTS

My Home | My Applications | My Reimbursement Requests | My Organization(s) | My Profile | Logout

Back

5311 Application Menu

Document Information: 5311-2014-MPD-00061

Details

Info	Document Type	Organization	Role	Current Status	Period Date / Date Due
5311 Application	ADOT Multimodal Planning Division	AGENCY Authorized Official	Application In Progress	2/25/2014 - 04/11/2016	4/11/2016 11:59PM PST

View, Edit and Complete Forms

Select the View Forms button below to view, edit, and complete forms.

VIEW FORMS

Change the Status

Select the View Status Options button below to perform actions such as submitting applications or request modifications.

VIEW STATUS OPTIONS

Begin filling out all the forms starting at the top.

- 5310 Application - Application Selection through Exhibit G.
- 5311 Application - Program Information through Exhibit G.
- Planning Application - Applicant and Study Information through Local Match Planning.
- Planning Work Program Application – ADOT Work Program Budget.

Make sure you SAVE each form and then go to the next form in the Navigation Links at the bottom of each page.

1. 5310 Forms Screenshot

5310 Application Menu - Forms

Please complete all required forms below.

Document Information: 5310-2016-smith12314-00005

Details

Forms

Status	Page Name	Note	Created By	Last Modified By
	5310 Application			
	APPLICATION SELECTION			
	SUMMARY OF PROJECT AND FUNDING REQUEST(S)			
	PROGRAM INFORMATION			
	CIVIL RIGHTS			
	COORDINATION OF TRANSPORTATION SERVICES			
	Vehicle Inventory / Vehicle Availability Form			
	In-Kind Match Valuation Proposal Form			
	REQUIRED CERTIFICATION AND DOCUMENTS			
	Vehicles			
	Local Match			
	Tools			
	Click here to Submit Application			
	Review			
	Exhibit A Admin			
	Agreement			
	Grant Agreement / Exhibits			
	Grant Agreement			
	Signature Page for Grant Agreement			
	Attorney Determination			
	Upload			
	Exhibit A			
	Exhibit B 5310			
	Exhibit C Responsibility Matrix			
	Exhibit D Procurement			
	Exhibit E Civil Rights			
	Exhibit F CBE			
	Exhibit G Insurance			

AGENCY – COMPLETE AND SUBMIT APPLICATION

2. 5311 Forms Screenshot

Forms	
Status	Page Name
	Program Information
	Program Management
	System Characteristics
	Route Service Characteristics
	Vehicles
	Other Capital Requests
	Planning
	Budget
	Local Match
	Transportation Providers and Union Classification
	Safety and Training Programs
	Substance Abuse
	CIVIL RIGHTS
Agreement	
	Grant Agreement / Exhibits
	Grant Agreement
	Signature Page for Grant Agreement
	Attorney Determination
	Upload
	Exhibit A
	Exhibit B 5311
	Exhibit C Responsibility Matrix
	Exhibit D Procurement
	Exhibit E Civil Rights
	Exhibit F DBE
	Exhibit G Insurance

3. Planning Forms Screenshot

Planning Application Menu - Forms

Please complete all required forms below.

Document Information: 2019-PA-AA1-00003

[Details](#)

Forms

Status	Page Name	Note	Created By	Last Modified By
Planning Application				
	Applicant and Study Information			
	Additional Applicant Information			
	Background, Purpose, Need and Goals			
	Local Match Planning			

4. Planning Work Program Forms Screenshot

Planning Application Menu - Forms

Please complete all required forms below.

Document Information: 2019-PA-WP-City of Kingman-00001

[Details](#)

Forms

Status	Page Name	Note	Created By	Last Modified By
Planning Application				
	ADOT Work Program Budget		Sheri Furr 5/30/2019 1:59:30 PM	MPD Administration 6/18/2019 2:20:23 PM
	Exhibit A Admin			

AGENCY – COMPLETE AND SUBMIT APPLICATION

5. 5311 -Intercity Requests on the Budget Form

Subrecipients can request Intercity funding on the 5311 application Budget Form. There are two Intercity % fields on the Budget form, **Intercity %** and **Requested Intercity %**:

If applying for Intercity funds, what percentage of your Operating Budget is for Intercity Operations?
(Intercity % will auto-update after award is made.)

15.43%

Requested Intercity: 22%

OPERATING BUDGET	Year 1 Request	Year 2 Request	Final Budget (AWARDED)	Federal Request	Local Match	Subcontracted?	Please specify if other:

a) Intercity %

The Intercity % is first entered by the Subrecipient during the application process. If the Subrecipient enters an Intercity %, the E-Grants system will calculate the Intercity Amount based on the amount requested in the Operating Budget. Calculated Operating and Intercity amounts are displayed at the top of the Budget form in the Requested Budget Summary table:

REQUESTED BUDGET SUMMARY	Match Ratio	Total Request	Federal Request	Local Match	
Administration Request (2 Years)	80/20	\$300,000	\$240,000	\$60,000	Admin Ratio: 21.77%
Operating (2 Years)	58/42	\$736,708	\$427,291	\$309,418	
Intercity Request (2 Years)	58/42	\$207,790	\$120,518	\$87,272	
Capital Request	80/20	\$786,000	\$628,800	\$157,200	
Planning Request	80/20	\$50,000	\$40,000	\$10,000	
CARES Act: Operating	100/0	\$50,000	\$50,000	\$0	
CARES Act: Intercity	100/0	\$15,000	\$15,000	\$0	
CARES Act: Capital	100/0	\$65,000	\$65,000	\$0	
ARP: Operating	100/0	\$70,000	\$70,000	\$0	
ARP: Intercity	100/0	\$20,000	\$20,000	\$0	
Total Request		\$2,300,498	\$1,676,609	\$623,890	

If Intercity was not requested during the initial application process, the Subrecipient can request Intercity funding later through the Award Modification process.

The **Program Manager** will determine the amount of Intercity funds that will be awarded by completing the award process on the Grant Administration pages. After the application has been submitted and during other application status changes, the E-Grants system will update the Requested Intercity % with the original % entered by the Subrecipient into the Intercity % field.

AGENCY – COMPLETE AND SUBMIT APPLICATION

NOTE: The Intercity % will automatically update with the calculated awarded Intercity % when saving the Budget form after the award process has been completed. After Intercity is awarded, you will no longer be able to manually update the Intercity %.

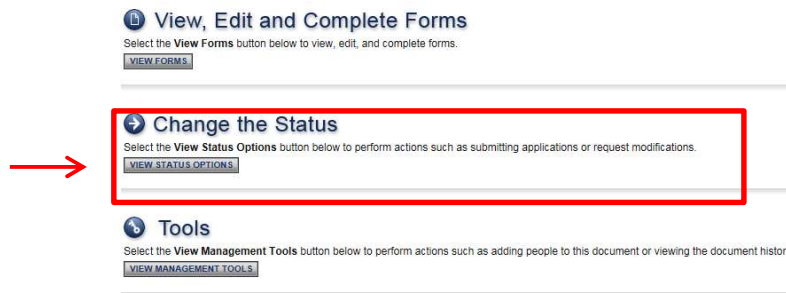
6. Submit Completed Application

After all forms are completed, you can either:

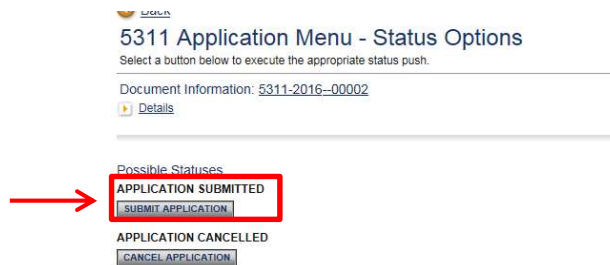
Option 1 - Go back to the Application Menu by clicking on the Document Information link.

Document Information [2019-PA-AA1-00003](#)

Click on the “View Status Options” button under Change the Status.



Click on “Submit Application” button under Application Submitted to submit the application to ADOT.



or

For 5310 Application Only

Option 2 – On the **Forms Menu**, under **Tools**.

Click on [Click here to Submit Application](#).

This link takes you directly to the Status Options page.

AGENCY – COMPLETE AND SUBMIT APPLICATION

My Home | My Applications | My Reimbursement Requests | My Organization(s) | My Profile | Logout | SHOW HELP

Back

5310 Application Menu - Forms

Please select a form to view or edit.

Document Information: [5310-2016-smth12314-00005](#)

[Details](#)

Forms

Status	Page Name	Note	Created By	Last Modified By
	5310 Application			
	APPLICATION SELECTION			
	SUMMARY OF PROJECT AND FUNDING REQUEST(S)			
	PROGRAM INFORMATION			
	CIVIL RIGHTS			
	COORDINATION OF TRANSPORTATION SERVICES			
	Vehicle Inventory / Vehicle Availability Form			
	In-kind Match Valuation Proposal Form			
	REQUIRED CERTIFICATION AND DOCUMENTS			
	Vehicles			
	Local Match			
	Tools			
	Click here to Submit Application			
	Exhibit A Admin			
	Agreement			
	Grant Agreement / Exhibit			

Click on Submit Application.

5311 Application Menu - Status Options

Select a button below to execute the appropriate status push.

Document Information: [5311-2016--00002](#)

[Details](#)

Possible Statuses

APPLICATION SUBMITTED

[SUBMIT APPLICATION](#)

APPLICATION CANCELLED

[CANCEL APPLICATION](#)

AGENCY – 5310 NOTICE OF AWARD

H. AGENCY – 5310 Notice of Award

Users with the following User Roles may accept or appeal the award in E-Grants:

- *AGENCY Authorized Official*
- *AGENCY Financial Officer*
- *AGENCY Organization Administrator*
- *AGENCY Grant Writer*

Once logged in, click on the **My Applications** tab.



After you have navigated to your application, Under **View, Edit and Complete Forms**, Click on **View Forms**.

Click on **Exhibit A** link to review your award.



Contact your Program Manager if you see issues with the Exhibit A.

If accepting the award, go back to the Application Menu, Under **Change the Status**, Click on **VIEW STATUS OPTIONS**.

Under **PROCESSING AWARD**, click on **ACCEPT AWARD - RETURN TO ADOT**.



I. AGENCY - 5311 Final Budget Set-up / Prepare for Reimbursements

The Subrecipients will be required to modify the Final Budget column for their budget line items based on their Exhibit A award, but cannot change the Total Request dollar amounts.

1. 5311 Finalize Budget

The application must be in **Finalize Budget** status.

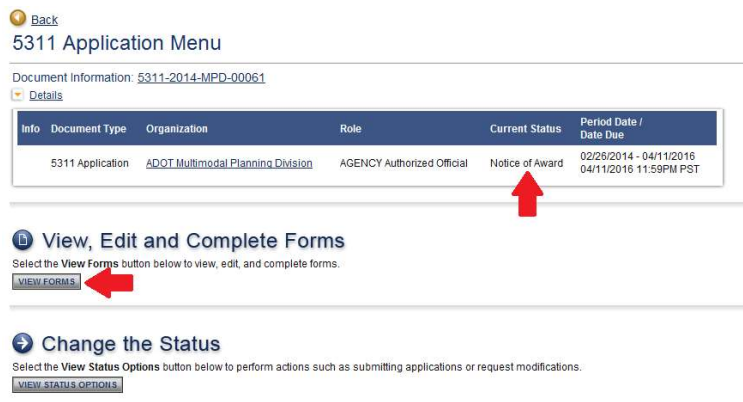
Users with the following User Roles may complete and submit the Final Budget in e-Grants:

- **AGENCY Authorized Official**
- **AGENCY Financial Officer**
- **AGENCY Organization Administrator**

Once logged in, click on the **My Applications** tab.



Click on **View Forms**.



AGENCY – 5311 FINAL BUDGET / PREP FOR REIMBURSEMENTS

Click on **Budget** Form.

Forms

Status	Page Name	Note	Created By	Last Modified By
	Program Information		Sara AO 2/26/2014 9:22:35 AM	Sara AO 2/26/2014 9:24:27 AM
	Program Management		Sara AO 2/26/2014 9:28:48 AM	
	System Characteristics		Sara AO 2/26/2014 9:41:20 AM	Sara AO 2/26/2014 9:50:00 AM
	Route Service Characteristics		Sara AO 2/26/2014 9:54:12 AM	Sara AO 2/26/2014 9:58:51 AM
	Vehicles		Sara AO 2/26/2014 10:10:52 AM	
	Other Capital Requests		Sara AO 2/26/2014 10:14:42 AM	Sara AO 2/26/2014 10:21:17 AM
	Planning			
	Budget		Sara AO 2/26/2014 10:42:47 AM	adotOrgAdmin TestUser 12/2/2014 1:21:26 PM
	Local Match		Sara AO 2/26/2014 11:01:14 AM	
	Union			

2. Awarded Budget Summary Report

Click on the [Awarded Budget Summary](#) link on the Budget form to view the award.

REQUESTED BUDGET SUMMARY	Match Ratio	Total Request (2 YEARS)	Federal Request	Local Match	Admin Ratio: 14.52%	
Administration Request	80/20	\$414,368	\$331,494	\$82,874		
Operating	58/42	\$2,439,690	\$1,415,020	\$1,024,670		
Intercity Request	58/42	\$0	\$0	\$0		
Capital Request	80/20	\$1	\$1	0		
Planning Request	80/20	\$1,000,000	\$800,000	\$200,000		
Total Request		\$3,854,059	\$2,546,515	\$1,307,544		
Awarded Budget Summary						
ADMINISTRATION BUDGET	Total Request (2 YEARS)	Revised Budget (2 YEARS)	Final Budget (AWARDED)	Federal Request	Local Match	Subcontracted?

The link will open a PDF report with the **Awarded Budget Summary**:

Awarded Budget Summary				
Fund Type	Match Ratio	Total Award	Fed Award	Local Match
Administration	80	\$ 415,000.00	\$ 332,000.00	\$ 83,000.00
Operating	58	\$ 2,439,655.17	\$ 1,415,000.00	\$ 1,024,655.17
Planning	80	\$ 1,000,000.00	\$ 800,000.00	\$ 200,000.00
Capital		\$ 6,250.00	\$ 5,000.00	\$ 1,250.00
Grand Total:		\$ 3,860,905.17	\$ 2,552,000.00	\$ 1,308,905.17

AGENCY – 5311 FINAL BUDGET / PREP FOR REIMBURSEMENTS

Note: If Intercity funds were awarded, the E-Grants system will calculate and automatically update the Intercity % on the Budget Form once the page is saved. The Subrecipient can no longer update this field.

- Update the Final Budget column based on award of Administration and / or Operating / Intercity.
- Reimbursement Requests will display line items based on the order entered on the Budget form.
- Save the updates and verify the dollar amounts on the Requested Budget Summary section matches the Awarded Budget Summary dollar amounts. The system will give an error if the Final Budget Total Amounts do not match the awarded amounts.
- **SAVE** all changes.

Awarded Budget Summary

ADMINISTRATION BUDGET	Year 1 Request	Year 2 Request	Final Budget (AWARDED)	Federal Request	Local Match	Subcontracted?	
Administrative Staff	\$100,000	\$200,000		\$160,000	\$40,000	<input type="radio"/> Yes <input type="radio"/> No	Please specify if other:
	\$0	\$				<input type="radio"/> Yes <input type="radio"/> No	Please specify if other:

Other items that may be needed:

1. Contracts- All Exhibits should have the bottom box checked, particularly the Exhibit H which appears when the Grant Agreement is saved.
2. Grant Agreement signature posted to Upload Page.
3. Attorney Signature posted to Upload Page.
4. Other Capital Requests. Check with ADOT Program Manager first for permission, otherwise do NOT change.

Last step:

Change the Status. Update the status to **Budget Finalized Return to ADOT**. Applicant has 10 days to appeal and/or to update budget and notifies ADOT when they are complete by changing the status.

Possible Statuses
BUDGET FINALIZED
RETURN TO ADOT

AGENCY PLANNING NOTICE OF AWARD

J. AGENCY – Planning Notice of Award

Users with the following User Roles may accept or appeal the award in E-Grants:

- *AGENCY Authorized Official*
- *AGENCY Financial Officer*
- *AGENCY Organization Administrator*
- *AGENCY Grant Writer*

Once logged in, click on the **My Applications** tab.



After you have navigated to your application, Under **View, Edit and Complete Forms**, Click on **View Forms**.

Click on [Exhibit A](#) link to review your award.

Planning Application Menu - Forms

Please complete all required forms below.

Document Information: [2019-PA-WP-Central Yavapai Metropoli-00008](#)

[Details](#)

Forms

Status	Page Name	Note	Created By	Last Modified By
Planning Application				
	ADOT Work Program Budget		Ted BarringerPM 7/11/2019 9:18:55 AM	Ted BarringerPM 7/11/2019 9:25:07 AM
Review				
	Exhibit A		Ted BarringerPM 7/11/2019 11:18:42 AM	DOT Planner 7/11/2019 11:23:07 AM

Go back to the Application Menu, Under **Change the Status**, Click on **VIEW STATUS OPTIONS**.

Subrecipient can either Appeal or Accept Award. Click on your selection.

Accept Award will auto-advance to **CREATE PURCHASE ORDER**.

Planning Application Menu - Status Options

Select a button below to execute the appropriate status push.

Document Information: [2019-PA-WP-Central Yavapai Metropoli-00008](#)

[Details](#)

Possible Statuses

CREATE PURCHASE ORDER

[ACCEPT AWARD](#)

APPEALED

[APPLY STATUS](#)

If award is appealed, work with your Program Manager to resolve.

K. AGENCY – 5310 Budget Modifications After Submit

- L. 5310 applicants will view their award on the **Exhibit A form**. Budget modifications must be done by completing the Award Modifications process.

M. AGENCY/ADOT – 5311 Budget Modifications After Submit

Status is **Budget Modifications Needed**

1. Agency Budget Modifications

The following roles may modify the application during this status:

- *AGENCY Authorized Official*
- *AGENCY Grant Writer*
- *AGENCY Organization Administrator*
- *AGENCY Attorney*
- *AGENCY Financial Officer*

Grantee updates the **Budget** page of the application based on guidance from the Program Manager. The Grantee may also make changes to the **Local Match** page for In-Kind Match, and project pages.

Go back to Application Menu and click on **VIEW STATUS OPTIONS** under **Change the Status**.

Click on **Return to ADOT** under **Processing Award**.

You will be required to agree to Agreement Language:

I agree to complete budget modifications and the local match required. I have the authority to make this change for my agency.

Grantee notifies the *DOT Program Manager* when complete.

AGENCY AWARD MODIFICATIONS

N. Agency Award Modifications

The Agency will receive an email notification from the Program Manager notifying them of the award modifications needed.

Application status is **Subrecipient Award Modifications Needed**.

If the agency is adding a new request, they may need to complete this process twice. Once to enter the new request and a second time to update awarded amounts on the Final Award column.

Agency Organization Administrator, Agency Authorized Official, Agency Financial Officer:

Note: Do not delete any lines that have been awarded.

Update the following 5311 forms as instructed:

- **Budget**
 - If making a new request for Intercity, update the Intercity % field. The E-Grants system will automatically update this field later after the request has been awarded and the page is resaved.
 - Update the Final Award column.
- **Local Match**
 - Update the In-Kind Amount Request, if needed and notify ADOT of this change. ADOT will update the In-Kind Approved Amount.
- **Vehicles**
- **Other Capital Requests**
- **Planning**
- **System Characteristics**
 - Update Fare Revenue as needed.

Note: When adding new capital or planning lines make sure to resave the Budget page in order to pick up the changes on the Grant Administration pages.

or

Update the following 5310 forms as instructed:

- **Summary of Project and Funding Requests**
- **Local Match forms**
- **Capital**
- **Operating Request**
- **Vehicles**
- **Regional Mobility Management Project Request**

or

Update the following Planning Work Program form as instructed:

- **ADOT Work Program Budget**

AGENCY AWARD MODIFICATIONS

or

Update the following Planning form as instructed:

➤ **Applicant and Study Information**

Change status to **ADOT Award Modifications Needed**. Button will say **Return to ADOT**.

For 5310 & 5311:

Application status automatically displays as **Award Modifications Needed**.

For Planning

Application status automatically displays as **Processing Award**.

5311 AGENCY REIMBURSEMENT REQUEST PROCESS

O. 5311 Agency Reimbursement Request Process

1. Initiate a Reimbursement Request.

The Reimbursement Request can be initiated after ADOT has created the Purchase Order and when the Parent Application (5311) has been changed to **Active Grant** status. There can only be one Reimbursement Request processed at a time, but if the first Reimbursement Request has been approved and submitted for payment, a second one may begin its life and start going through the process steps.

The Reimbursement Request holds two pages, the **Reimbursement Request** and the **FTA Payment/Payment Approval** (Only viewable by ADOT) page. The Reimbursement Request is completed by the Subrecipients and the FTA Payment page is completed by ADOT and follows an approval process.

Initiating and Submitting Roles:

- *Agency Organization Administrator*
- *Agency Authorized Official*
- *Agency Financial Officer*

From the Application Menu, click the **View Related Items** button under Contracts, Invoices, & Reporting

5311 Application Menu

Document Information: [5311-2014--00025](#)

[Details](#)

Info	Document Type	Organization	Role	Current Status	Period Date / Date Due
5311 Application	Regional Public Transportation Authority	AGENCY Organization Administrator	Active Grant	02/26/2014 - 04/11/2014 04/11/2014 5:00PM PST	

View, Edit and Complete Forms

Select the **View Forms** button below to view, edit, and complete forms.

[VIEW FORMS](#)

Change the Status

Select the **View Status Options** button below to perform actions such as submitting applications or request modifications.

[VIEW STATUS OPTIONS](#)

Tools

Select the **View Management Tools** button below to perform actions such as adding people to this document or viewing the document history.

[VIEW MANAGEMENT TOOLS](#)

Contracts, Invoices, & Reporting

Select the **View Related Items** button below to view related items such as claims, messages, etc.

[VIEW RELATED ITEMS](#)

5311 AGENCY REIMBURSEMENT REQUEST PROCESS

Next, click on [Initiate a/an October 5311 RR](#) link. (Select the Month you are requesting reimbursement for.)

Document Type	Name	Current Status	Period Date / Date Due	Created By	Last Modified By
5311 Reimbursement Request	Initiate a/an November 5311 RR				
5311 Reimbursement Request	Initiate a/an October 5311 RR				

When you initiate the Reimbursement Request, E-Grants creates the Reimbursement Request Forms and takes you to the Reimbursement Request Menu. Current status is **Reimbursement Request in Progress**.

From the Reimbursement Request Menu, click the **View Forms** button under View, Edit and Complete Forms

[Back](#)

5311 Reimbursement Request Menu

Document Information: [5311RROct-2015--00180](#)

Parent Information: [5311-2014--00025](#)

[Details](#)

Info	Document Type	Organization	Role	Current Status	Period Date / Date Due
	5311 Reimbursement Request	Regional Public Transportation Authority	AGENCY Organization Administrator	Reimbursement Request in Progress	12/08/2014 - 01/30/2015 01/15/2015 12:00PM PST

View, Edit and Complete Forms

Select the **View Forms** button below to view, edit, and complete forms.

[VIEW FORMS](#)

Then click the **Reimbursement Request** form

[Back](#)

5311 Reimbursement Request Menu - Forms

Please complete all required forms below.

Document Information: [5311RROct-2015--00180](#)

Parent Information: [5311-2014--00025](#)

[Details](#)

Forms

Status	Page Name	Note	Created By	Last Modified By
	Reimbursement Request			12/19/2014 11:49:40 AM

5311 AGENCY REIMBURSEMENT REQUEST PROCESS

Did the form populate with your Approved Budget dollars? If not, cancel your reimbursement request and let your ADOT Program Manager know. --You will need to finalize your budget in the application.

Administration	Match Ratio	Reimbursement Requests	Contract Cumulative	Balance	Approved Budget	% Expended	Project Complete
Program Manager	80 / 20	<input type="text"/>			\$19,708.00	%	<input type="radio"/> Yes <input type="radio"/> No
Transit Manager / Coordinator	80 / 20	<input type="text"/>			\$15,678.00	%	<input type="radio"/> Yes <input type="radio"/> No

The Billing Period Month and Year will auto-populate for you.

E-Grants will generate the Invoice Number for you. The Invoice Number may be modified if you prefer to utilize an invoice number generated from your agency's internal system. Invoice Number is limited to 30 characters.

Billing Period:	<input type="text"/>	<input type="text"/>
Invoice Number:	<input type="text"/>	
Invoice Date:	<input type="text"/>	

Enter the dollar amounts you are requesting reimbursement for in the Reimbursement Requests column. Start with Administration and continue entering dollar amounts for Operating / Intercity, Capital, etc.

Administration	Match Ratio	Reimbursement Requests	Contract Cumulative	Balance	Approved Budget	% Expended	Project Complete
Program Manager	80 / 20	<input type="text" value="2012.43"/>			\$19,708.00	%	<input type="radio"/> Yes <input type="radio"/> No
Transit Manager / Coordinator	80 / 20	<input type="text" value="1486.00"/>			\$15,678.00	%	<input type="radio"/> Yes <input type="radio"/> No

Enter Fare Revenue for Operating / Intercity. This can include Advertising Revenue. It is your agency's choice. This is a required field and entering zero is acceptable.

Costs		
Revenue Earned ie Fares		<input type="text" value="\$4,580.90"/>

5311 AGENCY REIMBURSEMENT REQUEST PROCESS

For Administration and Operating / Intercity funds, select Project Complete when you are fully finished billing for the section. Most commonly, done at the end of the grant year.

Administration	Match Ratio	Reimbursement Requests	Contract Cumulative	Balance	Approved Budget	% Expended	Project Complete <input type="radio"/> Yes <input type="radio"/> No
Transit Director	80 / 20	<input type="text"/>	\$5,000.00	\$45,000.00	\$50,000.00	10.00%	
Administrative Staff	80 / 20	<input type="text"/>	\$2,000.00	\$23,000.00	\$25,000.00	8.00%	

Operating / Intercity funds	Match Ratio	Reimbursement Requests	Contract Cumulative	Balance	Approved Budget	% Expended	Project Complete <input type="radio"/> Yes <input type="radio"/> No
Driver Salaries	58 / 42	<input type="text"/>	\$8,000.00	\$292,000.00	\$300,000.00	2.67%	
Fringe Benefits	58 / 42	<input type="text"/>	\$10,000.00	\$140,000.00	\$150,000.00	6.67%	

For Capital and Planning sections, select Project Complete when you are fully finished billing for a project anytime during the year.

Capital	Match Ratio	Reimbursement Requests	Contract Cumulative	Balance	Approved Budget	% Expended	Project Complete <input checked="" type="radio"/> Yes <input type="radio"/> No
Bus Shelters	90 / 10	<input type="text" value="20978.60"/>			\$21,600.00	%	


Planning	Match Ratio	Reimbursement Requests	Contract Cumulative	Balance	Approved Budget	% Expended	Project Complete <input type="radio"/> Yes <input type="radio"/> No
Public Transit Survey, Upper Verde Valley	80 / 20	<input type="text"/>	\$0	\$10,000.00	\$10,000.00	0.00%	

Click on **SAVE**.

Ignore error messages for now. Verify the calculated dollar amounts match what you expected.

Attach back-up document and please follow these guidelines:

- Backup Documentation is required.

 Your information has been saved and the following Page Error(s) have been found.
• Please attach Back-up Documentation.

- Include the word 'Back-up', your agency name, and billing month/year in the document name.
- You can upload multiple back-up documents.
- Include accounting information that documents the expenditures and back-up documentation for capital purchases. Please coordinate with your PM.

ATTACH BACK-UP DOCUMENTATION

☐ DELETE

ATTACH BACK-UP DOCUMENTATION

5311 AGENCY REIMBURSEMENT REQUEST PROCESS

Cash Match is what you paid using your funds. Please list the source of the funds.

Cash Match Only	
Local Match Expended	Source
\$7,620.00	CAG
\$7,620.00	Total Cash Match

Total Cash Match + Billing Period In-Kind Match Total should be equal or greater than the Total Local Share.

FINANCIAL SUMMARY BLOCK	Monthly Total Cost	Contract Cumulative	Balance	Approved Budget	Percent Expended
Total Costs	\$22,700.00	\$22,700.00	\$753,425.00	\$776,125.00	2.92%
Total Local Share	\$7,620.00	\$7,620.00	\$283,152.50	\$290,772.50	2.62%
Total Federal Share Payable to Recipient	\$15,080.00	\$15,080.00	\$470,272.50	\$485,352.50	3.11%

In-kind Match must be pre-approved. **Billing Period Total Match Paid** should be equal or greater than the Total Local Share above.

In-Kind Match				
In-Kind Match Amount	Project type	Source of Donations / Service	Request Year	In-Kind Approved Amount
\$8,606.74	Operating	Greyhound Bus Lines	Year 1	\$62,160.00
\$8,606.74	<== TOTALS ==>			\$62,160

MATCH TRACKING	
Total In-Kind match approved	\$62,160.00
Total In-Kind Expended to date	\$8,606.74
Remaining Balance In-Kind	\$53,553.26
Billing Period Cash Match	\$23,379.71
Billing Period Total Match Paid	\$31,986.45

If you receive the following message, confirm that the **Billing Period Total Match Paid** equals or exceeds the **Total Local Share**.



Page Error(s)

The Billing Period Total Match Paid must equal the amount in the Total Local Share Monthly Cost.

5311 AGENCY REIMBURSEMENT REQUEST PROCESS

Follow the link to enter your reporting data into the LPA contract reporting tool.

After you complete your entry in the DBE System, then check the box next to **I Agree**.

Please confirm, as part of the DBE program, all contract payments invoiced have been entered in LPA system.
<https://arizona.lpa.dbesystem.com/>

☒ **I Agree***

Enter any needed comments.

Then certify your entries by selecting **I Agree**.

As required by 2 CFR 200.415, by checking the box below, the grantee is signing this report.

I certify to the best of my knowledge and belief that the report is true, complete, and accurate, and the expenditures, disbursements and cash receipts are for the purposes and objectives set forth in the terms and conditions of the Federal award. I have engaged in local and regional coordination activities to the best of my ability. I am aware that any false, fictitious, or fraudulent information, or the omission of any material fact, may subject me to criminal, civil or administrative penalties for fraud, false statements, false claims or otherwise. (U.S. Code Title 18, Section 1001 and Title 31, Sections 3729-3730 and 3801-3812). Supporting documentation shall be available to auditors and/or ADOT representatives upon request and if required, pursuant to contract clause 2.r, provided as an attachment.

☒ **I Agree***

COMMENTS

Enter any comments needed here.

31 of 3000

SAVE and recheck all fields. Double check your Reimbursement Request and Match.

2. Reimbursement Performance Data

Starting the 2018 application cycle, subrecipients are required to complete this additional form on the Reimbursement Request.

Click on View Forms.


View, Edit and Complete Forms

Select the **View Forms** button below to view, edit, and complete forms.

VIEW FORMS

Click on Reimbursement Performance Data.

Forms

Status	Page Name	Note
	Reimbursement Request	
	Reimbursement Performance Data	

5311 AGENCY REIMBURSEMENT REQUEST PROCESS

This information is required for NTD Reporting. Please adhere to the guidelines below for completing this form. The guidance material can also be found in the Show Help of the Performance Data form.

Guidance from NTD

Subrecipients must first report their direct costs, or costs that can be easily attributable to one mode, to the respective mode/TOS. Afterwards, for their indirect or shared costs, they can use an allocation method (i.e. allocate by VRM). The excerpt from the policy manual is as follows:

“Transit agencies must report costs associated with transit service, including direct and indirect expenses. Direct costs are expenses that agencies incur for a specific mode or service. Common examples of direct costs are:

- *Labor expenses for operators who work on one mode of transportation*
- *Tire and tube expenses for directly-operated motor bus vehicles*
- *Schedule printing costs for a commuter bus service operated under a purchased transportation contract*
- *Diesel or gasoline expenses if transit agencies track fuel consumption by vehicle and the vehicles are operated on only one mode of service.*

Different modes of service share indirect expenses. Overhead expenses are a common example of indirect costs and typically include:

- *Salary expenses for the general manager who is responsible for the provision of transit services*
- *Expenses for printing tickets, passes, and smart cards that can be used to ride bus or rail transit*
- *Outside audit services to meet state and local requirements for a transit agency that provides multiple modes of service*
- *Building maintenance expenses for an administrative building*

Transit agencies must report all costs related to their services. Additionally, agencies must accurately report direct costs—transit agencies may allocate indirect/shared costs to each mode and type of service.”

Passenger-Paid Fares vs. Organization-Paid Fares

Passenger-Paid Fares capture direct type fares traditionally considered as passenger fares.

Examples:

Full Adult Fares, Senior Citizen Fares, Student Fares, Child Fares, Fares for Individuals with Disabilities, No-show Fines

Organization-Paid Fares capture fares earned from organizations for providing transit service.

Examples:

Universities, State and Local Government, Reduced Fare Reimbursements, Special Route Guarantees, Other Special Contract Transit Fares

5311 AGENCY REIMBURSEMENT REQUEST PROCESS

Sponsored Trips

- Sponsored service is paid, in whole or in part, directly to transit provider by a third party.
- These services may be offered by transit providers as part of a coordinated Human Services Transportation Plan.
- Common sponsors include the Veterans Administration, Medicare, sheltered workshops, the Association for Retarded Citizens-Arc, Assisted Living Centers, and Head Start programs.
- Sponsored Trips are a subset of total UPT.
 - Total UPT = Non Sponsored UPT + Sponsored UPT

Data from the Reimbursement Request is populated into this form in the following areas:

- **Performance Data by Mode** – Fare Revenue Reported for the Month
- **Expenses Reported for the Month** – Admin, Operating, Preventive Maintenance, and Other Capital

Performance Data by Mode Section – Performance Data Total Fare Revenue must equal Fare Revenue Reported for the Month.

REIMBURSEMENT PERFORMANCE DATA

PERFORMANCE DATA BY MODE								
	Vehicle Revenue Miles	Deadhead Miles	Vehicle Revenue Hours	Regular Unlinked Passenger Trips	Sponsored Unlinked Passenger Trips Demand Response Only	Demand Response / Complementary Paratransit Total Trips	Passenger Paid Fare Revenue	Organization Paid Fare Revenue
Bus	1	1	1	1			\$50.00	\$50.00
Commuter Bus (CB) / Intercity	1	1	1	1			\$100.00	\$100.00
Demand Response / Complementary Paratransit	1	1	1	1	1	2	\$100.00	\$100.00
Vanpool (VP)	1	1	1	1				
TOTALS	4	4	4	4			\$250.00	\$250.00
Performance Data Total Fare Revenue:								\$500.00
Fare Revenue Reported for the Month:								\$500.00

Volunteer Drivers	Personal Vehicles in Service	Major Incidents	Major Injuries	Fatalities
2	2	0	0	0

5311 AGENCY REIMBURSEMENT REQUEST PROCESS

The Expenses Reported for the Month must equal the total of Direct Expenses by Mode and Allocated Expenses by Mode.

	Admin	Operating	Preventive Maintenance	Other Capital	Expenses Reported Total	Performance Expenses Total
Expenses Reported for the Month	\$1,000.00	\$2,000.00	\$1,500.00	\$1,000.00	\$5,500.00	\$5,500.00

Direct Expenses by Mode - THIS MAY NOT BE ALLOCATED					
	Admin	Operating	Preventive Maintenance	Other Capital	
Bus	\$250.00	\$500.00	\$250.00	\$50.00	
Commuter Bus (CB) / Intercity	\$250.00	\$500.00	\$250.00		
Demand Response / Complementary Paratransit	\$250.00	\$499.00	\$250.00	\$100.00	
Vanpool (VP)	\$249.00	\$250.00	\$249.00	\$100.00	Direct Expenses Total
TOTALS	\$999.00	\$1,749.00	\$999.00	\$250.00	\$3,997.00

Allocated Expenses by Mode					
	Admin	Operating	Preventive Maintenance	Other Capital	
Bus	\$1.00	\$1.00	\$1.00	\$250.00	
Commuter Bus (CB) / Intercity			\$500.00	\$250.00	
Demand Response / Complementary Paratransit					
Vanpool (VP)		\$250.00		\$250.00	Allocated Expenses Total
TOTALS	\$1.00	\$251.00	\$501.00	\$750.00	\$1,503.00

COMMENTS

0 of 1500

3. Submit Reimbursement Request

Go back to the Reimbursement Request Menu. You can do so by clicking on the Document information link.

[Back](#)

Document Information [5310RRJun-2018-smith12314-00045](#)

Parent Information: [5310-2017-smith12314-00004](#)

[Details](#)

5311 AGENCY REIMBURSEMENT REQUEST PROCESS

Select the **View Status Options** button under **Change the Status**.

[Back](#)

5311 Reimbursement Request Menu

Document Information: [5311RROct-2015-00180](#)
Parent Information: [5311-2014-00025](#)

[Details](#)

Info	Document Type	Organization	Role	Current Status	Period Date / Date Due
	5311 Reimbursement Request	Regional Public Transportation Authority	AGENCY Organization Administrator	Reimbursement Request in Progress	12/08/2014 - 01/30/2015 01/15/2015 12:00PM PST

View, Edit and Complete Forms
Select the **View Forms** button below to view, edit, and complete forms.
[VIEW FORMS](#)

Change the Status
Select the **View Status Options** button below to perform actions such as submitting applications or request modifications.
[VIEW STATUS OPTIONS](#)

Then press the **Apply Status** button under **Reimbursement Request Submitted**.

Possible Statuses

REIMBURSEMENT REQUEST SUBMITTED

[APPLY STATUS](#)

REIMBURSEMENT REQUEST CANCELLED

[APPLY STATUS](#)

NOTE: Once the **Reimbursement Request** is submitted, changes are no longer allowed to the Reimbursement Request forms. Once the Reimbursement Request status changes from **Reimbursement Request Submitted** to **Submitted for Payment or Paid**, you can initiate a new reimbursement request.

4. Cancel a Reimbursement Request.

Once a Reimbursement Request has been initiated and has a status of **Reimbursement Request in Progress**, the Subrecipient has the option to cancel the reimbursement request. This is done by going to the Reimbursement Request Menu, select the **View Status Options** button under **Change the Status**.

5311 AGENCY REIMBURSEMENT REQUEST PROCESS

[Back](#)

5311 Reimbursement Request Menu

Document Information: [5311RR0ct-2015-00180](#)
Parent Information: [5311-2014-00025](#)
[Details](#)

Info	Document Type	Organization	Role	Current Status	Period Date / Date Due
	5311 Reimbursement Request	Regional Public Transportation Authority	AGENCY Organization Administrator	Reimbursement Request in Progress	12/08/2014 - 01/30/2015 01/15/2015 12:00PM PST

View, Edit and Complete Forms
Select the **View Forms** button below to view, edit, and complete forms.
[VIEW FORMS](#)

Change the Status
Select the **View Status Options** button below to perform actions such as submitting applications or request modifications.
[VIEW STATUS OPTIONS](#)

Then press the **Apply Status** button under **Reimbursement Request Cancelled**.

Possible Statuses
REIMBURSEMENT REQUEST SUBMITTED
[APPLY STATUS](#)

REIMBURSEMENT REQUEST CANCELLED
[APPLY STATUS](#)

Once you have cancelled a reimbursement request, the system will allow you to initiate another reimbursement request for that same period.

P. 5310 & Planning (FTA Only) Agency Reimbursement Request Process

There are two types of Planning applications. One is for requesting 5304/5305 Transit funds and the other is for the FHWA Planning WP. At this time, both 5304/5305 Transit funds and FHWA Planning WP reimbursements will be processed through the Planning WP application.

1. Initiate a Reimbursement Request.

The Reimbursement Request can be initiated after ADOT has created the Purchase Order and when the Parent Application (5310) has been changed to **Active Grant** status. There can only be one Reimbursement Request processed at a time, but if the first Reimbursement Request has been approved and submitted for payment, a second one may begin its life and start going through the process steps.

Initiating and Submitting Roles:

- *Agency Organization Administrator*
- *Agency Authorized Official*
- *Agency Financial Officer*

From the Application Menu, click the **View Related Items** button under **Contracts, Invoices, & Reporting**

The screenshot shows the '5310 Application Menu' with a 'SHOW HELP' button in the top right. Below the header, there is a 'Document Information' section for document '5310-2017-smith12314-00004' with a 'Details' link. A table lists application details:

Info	Document Type	Organization	Role	Current Status	Period Date / Date Due
	5310 Application	Kyostal Smith 1234	DOT MFD System Administrator	Active Grant	11/12/2016 - 01/01/2019 02/16/2020 12:00PM PST

Below the table are four sections: 'View, Edit and Complete Forms' (with a 'VIEW FORMS' button), 'Change the Status' (with a 'VIEW STATUS OPTIONS' button), 'Tools' (with a 'VIEW MANAGEMENT TOOLS' button), and 'Contracts, Invoices, & Reporting' (with a 'VIEW RELATED ITEMS' button). The 'Contracts, Invoices, & Reporting' section is highlighted with a red rectangular box.

Next, click on [Initiate a/an Reimbursement Request 2017](#) link.

The screenshot shows the '5310 Application Menu - Related Items' page. It includes the same document information and table as the previous screenshot. Below the table, there is a 'Related Documents' section with a search filter and a 'GO' button. A table lists related documents:

Document Type	Name	Current Status	Period Date / Date Due	Created By	Last Modified By
Reimbursement Request	Initiate a/an Reimbursement Request 2017				

The link 'Initiate a/an Reimbursement Request 2017' in the 'Name' column is highlighted with a red rectangular box.

5310 & PLANNING (FTA Only) AGENCY REIMBURSEMENT REQUEST PROCESS

When you initiate the Reimbursement Request, E-Grants creates the Reimbursement Request Forms and takes you to the Reimbursement Request Menu. Current status is **Reimbursement Request in Progress**.

From the Reimbursement Request Menu, click the **View Forms** button under View, Edit and Complete Forms

[Back](#)

Reimbursement Request Menu

Document Information: [5310RRJun-2018-smith12314-00045](#)
Parent Information: [5310-2017-smith12314-00004](#)

[Details](#)

Info	Document Type	Organization	Role	Current Status	Period Date / Date Due
	Reimbursement Request	Krystal Smith 1234	AGENCY Organization Administrator	Reimbursement Request in Progress	N/A - N/A N/A

View, Edit and Complete Forms
Select the **View Forms** button below to view, edit, and complete forms.
[VIEW FORMS](#)

Then click the **Reimbursement Request** link.

[Back](#)

Reimbursement Request Menu - Forms

Please complete all required forms below.

Document Information: [5310RRJun-2018-smith12314-00045](#)
Parent Information: [5310-2017-smith12314-00004](#)

[Details](#)

Forms

Status	Page Name	Note	Created By	Last Modified By
	Reimbursement Request			
	Reimbursement Request		DianeTest OhdeTest 4/4/2018 2:23:37 PM	MPD Administration 4/20/2018 11:09:09 AM

Select the Billing Period Month/Qtr and Year you are billing for.

E-Grants will generate the Invoice Number for you. The Invoice Number may be modified if you prefer to utilize an invoice number generated from your agency's internal system. Invoice Number is limited to 30 characters.

REIMBURSEMENT REQUEST

[SAVE](#) [ADD NOTE](#) [CHECK GLOBAL ERRORS](#)

Instructions:

- For the service period, include the entire month or quarter for the reimbursement you are requesting.
- E-Grants will auto-fill the invoice number for you or you can update with your internal Invoice #.
- The Reimbursement Request Amount should include the total paid, not just the federal portion.
- ADOT Procured items will not display on this form.
- Any Adjustments for prior reimbursements should be documented in the comments section with supporting documentation.

Local Match Instructions

- Enter the cash match expended by source with the source identified
- All In-kind match must be approved by ADOT during the award process.
- Enter the in-kind match units (ie. Volunteer hours or sq ft. etc...) expended this billing period only.

Agency Name: Krystal Smith 1234	Billing Period: June 2018
Grant Award Year: 2017 Grant Program: 5310	Invoice Number: 1718KRY5310-06
Warrant Number:	Invoice Date:

5310 & PLANNING (FTA Only) AGENCY REIMBURSEMENT REQUEST PROCESS

Enter the total dollar amount you paid in the Reimbursement Requests column, and not the federal portion you are expecting. The federal portion will calculate for you upon SAVE. When you see multiple lines for Project Title, e.g. SU MM Capital and SU Operating, that means multiple funding sources have been used. Please always request reimbursement for the line items in the order they are displayed.

The Fares/Deduction column is only used for Operating. This can include Advertising Revenue. It is your agency's choice. This is a required field for operating and entering zero is acceptable.

The Project Complete column is required. If there is an asterisk displayed, that means that the setting was marked **Yes** at one time. Yes answers will be carried forward o future reimbursement requests.


Project Title	Fed Match Ration	Reimbursement Request	Fares/ Deduction	Total Request	Contract Cumulative	Balance	Award Amount	% Expended	Federal Portion	Local Match Portion	Project Complete
SU Technology	90%	\$2,000.00		\$2,000.00	\$2,000.00	\$48,000.00	\$50,000.00	4%	\$1,800.00	\$200.00	<input type="radio"/> Yes <input checked="" type="radio"/> No
SU MM Capital	80%	\$500.00		\$500.00	\$500.00	\$2,000.00	\$2,500.00	20%	\$400.00	\$100.00	<input type="radio"/> Yes <input checked="" type="radio"/> No
SU MM Capital	80%			\$0	\$0	\$73,750.00	\$73,750.00	0%	\$0	\$0	<input type="radio"/> Yes <input checked="" type="radio"/> No
SU Operating	50%	\$1,000.00	\$50.00	\$950.00	\$950.00	\$79,050.00	\$80,000.00	1%	\$475.00	\$475.00	<input type="radio"/> Yes <input checked="" type="radio"/> No
SU Operating	50%		\$0	\$0	\$0	\$180,000.00	\$180,000.00	0%	\$0	\$0	<input type="radio"/> Yes <input checked="" type="radio"/> No
Totals		\$3,500.00	\$50.00	\$3,450.00	\$3,450.00	\$382,800.00	\$386,250.00	1%	\$2,675.00	\$775.00	

Click on **SAVE**.

Ignore error messages for now. Verify the calculated dollar amounts match what you expected.

Attach back-up document and please follow these guidelines:

- Backup Documentation is required.

 Your information has been saved and the following Page Error(s) have been found.
 • Please attach Back-up Documentation.

- Include the word 'Back-up', your agency name, and billing period/year in the document name.
- You can upload multiple back-up documents.
- Include accounting information that documents the expenditures and back-up documentation for capital purchases. Please coordinate with your PM.

ATTACH BACK-UP DOCUMENTATION

Browse... ☐ DELETE
[18152-KrystalSmithJan2018BackupDocFile.pdf](#)

ATTACH BACK-UP DOCUMENTATION

Browse...

5310 & PLANNING (FTA Only) AGENCY REIMBURSEMENT REQUEST PROCESS

Cash Match is what you paid using your funds. Please list the source of the funds.

Your Approved Indirect cost Allocation Rate is displayed from your application.

In-Kind Match must be Pre-Approved. Approved amounts are displayed.

Cash Match Only	
Local Match Expended	Source
\$775.00	
\$775.00	Total Cash Match

Approved Indirect Cost Allocation Rate	
2.00%	

In-Kind Match				
In-Kind Match Amount	Billing Period In-Kind Match Total	Project Title	Source of Donations / Service	In-Kind Approved Amount
	\$0	MAG Mobility Management	Time	\$10,000.00
	\$0	MAG Mobility Management Year 2	Time	\$10,000.00
Total	\$0			

MATCH TRACKING	
Total In-Kind match approved	\$20,000.00
Total In-Kind Expended to date	\$0
Remaining Balance In-Kind	\$20,000.00
Billing Period Cash Match	\$775.00
Billing Period Total Match Paid	\$775.00

Total Cash Match + Billing Period In-Kind Match Total should be equal or greater than the Total Local Match Portion in the Reimbursement Request Section. Otherwise, you will receive the following message:



Your information has been saved and the following Page Error(s) have been found.

- The Total Cash Match Expended must be equal or greater than the Total Local Match Portion Requested.

Fill in the two columns and press **SAVE**. All fields are required. Enter zero where applicable.

Total Project Miles = Project Revenue Miles + Deadhead Miles

PERFORMANCE DATA					
* Passenger Trips	1	Cost/Pass. Trip:	\$975.00	* Volunteer Drivers (people)	0
* Project Revenue Miles	1	Cost/Mile:	\$975.00	* Personal Vehicles in Service	0
* Deadhead Miles	0	Cost/Serv. Hr:	\$0	* Major Incidents	0
* Total Project Miles	1	Passenger/Mile:	1.00	* Major Injuries	0
* Vehicle Service Hours	1	Passenger/Srv.Hr:	1.00	* Fatalities	0
* Fare Revenue	0				

5310 & PLANNING (FTA Only) AGENCY REIMBURSEMENT REQUEST PROCESS

Follow the link to enter your reporting data into the LPA contract reporting tool. A new window will open to the DBE System.

After you complete your entry in the DBE System, then check the box next to **I Agree**

Please confirm, as part of the DBE program, all contract payments invoiced have been entered in LPA system.
<https://arizonalpa.dbesystem.com/>

☒ **I Agree***

Enter any needed comments.

Then certify your entries by selecting **I Agree**.

I certify to the best of my knowledge and belief that the report is true, complete, and accurate, and the expenditures, disbursements and cash receipts are for the purposes and objectives set forth in the terms and conditions of the Federal award. I have engaged in local and regional coordination activities to the best of my ability. I am aware that any false, fictitious, or fraudulent information, or the omission of any material fact, may subject me to criminal, civil or administrative penalties for fraud, false statements, false claims or otherwise, (U.S. Code Title 18, Section 1001 and Title 31, Sections 3729-3730 and 3801-3812). Supporting documentation shall be available to auditors and/or ADOT representatives upon request and if required, pursuant to contract clause 2.f, provided as an attachment.

☒ **I Agree**

COMMENTS

Enter any needed comments here.

31 of 3000

SAVE and recheck all fields. Double check your Reimbursement Request and Match.

Option 1 – Change Reimbursement Status

Click on **Click here to access the Status Change page.**

Agency Name: Krystal Smith 1234	Billing Period: October 2020
Grant Award Year: 2020	Invoice Number: 2021KRY5310-01
Grant Program: 5310	
Warrant Number:	Invoice Date: Jan 13, 2020

[Click here to access the Status Change page.](#)

Option 2 – Change Reimbursement Status

Go back to the Reimbursement Request Menu. You can do so by clicking on the Document information link.

 [Back](#)

Document Information: [5310RRJun-2018-smith12314-00045](#)

Parent Information: [5310-2017-smith12314-00004](#)

 [Details](#)

5310 & PLANNING (FTA Only) AGENCY REIMBURSEMENT REQUEST PROCESS

Select the **View Status Options** button under **Change the Status**.

[Back](#)

Reimbursement Request Menu

Document Information: [5310RRJun-2018-smith12314-00045](#)
Parent Information: [5310-2017-smith12314-00004](#)

[Details](#)

Info	Document Type	Organization	Role	Current Status	Period Date / Date Due
	Reimbursement Request	Krystal Smith 1234	AGENCY Organization Administrator	Reimbursement Request in Progress	N/A - N/A N/A

[View, Edit and Complete Forms](#)

Select the **View Forms** button below to view, edit, and complete forms.

[VIEW FORMS](#)

[Change the Status](#)

Select the **View Status Options** button below to perform actions such as submitting applications or request modifications.

[VIEW STATUS OPTIONS](#)

Then press the **Apply Status** button under **Reimbursement Request Submitted**.

[Back](#)

Reimbursement Request Menu - Status Options

Select a button below to execute the appropriate status push.

Document Information: [5310RRJun-2018-smith12314-00045](#)
Parent Information: [5310-2017-smith12314-00004](#)

[Details](#)

Possible Statuses

REIMBURSEMENT REQUEST SUBMITTED

[APPLY STATUS](#)

REIMBURSEMENT REQUEST CANCELLED

[APPLY STATUS](#)

Note: Once the Reimbursement Request is submitted, changes are no longer allowed to the Reimbursement Request. Once the Reimbursement Request status changes from **Reimbursement Request Submitted** to **Submitted for Payment or Paid**, you can initiate a new reimbursement request.

2. Cancel a Reimbursement Request.

Once a Reimbursement Request has been initiated and has a status of **Reimbursement Request in Progress**, the Subrecipient has the option to cancel the reimbursement request. This is done by going to the Reimbursement Request Menu, select the **View Status Options** button under **Change the Status**.

Back

Reimbursement Request Menu

Document Information: [5310RRJun-2018-smith12314-00045](#)
Parent Information: [5310-2017-smith12314-00004](#)
Details

Info	Document Type	Organization	Role	Current Status	Period Date / Date Due
	Reimbursement Request	Kystal Smith 1234	AGENCY Organization Administrator	Reimbursement Request in Progress	N/A - N/A N/A

View, Edit and Complete Forms

Select the **View Forms** button below to view, edit, and complete forms.

[VIEW FORMS](#)

Change the Status

Select the **View Status Options** button below to perform actions such as submitting applications or request modifications.

[VIEW STATUS OPTIONS](#)

Then press the **Apply Status** button under **Reimbursement Request Cancelled**.

Back

Reimbursement Request Menu - Status Options

Select a button below to execute the appropriate status push.

Document Information: [5310RRJun-2018-smith12314-00045](#)
Parent Information: [5310-2017-smith12314-00004](#)
Details

Possible Statuses

REIMBURSEMENT REQUEST SUBMITTED

[APPLY STATUS](#)

REIMBURSEMENT REQUEST CANCELLED

[APPLY STATUS](#)

Once you have cancelled a reimbursement request, the system will allow you to initiate another reimbursement request for that same period.

PLANNING WORK PROGRAM AGENCY REIMBURSEMENT PROCESS

Q. Planning Work Program Agency Reimbursement Process

1. Initiate a Reimbursement Request.

The Reimbursement Request can be initiated after ADOT has completed a **GAE** transaction and when the Parent Application (Planning Work Program) has been changed to **Active Grant** status. There can only be one Reimbursement Request processed at a time, but if the first Reimbursement Request has been approved and submitted for payment, a second one may begin its life and start going through the process steps.

The Reimbursement Request holds two pages, the **Reimbursement Request** and the **Payment Approval** page. The Reimbursement Request is completed by the Subrecipients and the Payment Approval page is completed by ADOT and follows an approval process. The Payment Approval page is not viewable by the subrecipient.

Initiating and Submitting Roles:

- *Agency Organization Administrator*
- *Agency Authorized Official*
- *Agency Financial Officer*

From the Application Menu, click the **View Related Items** button under **Contracts, Invoices, & Reporting**

Planning Application Menu

Document Information: [2019-PA-WP-AA1-00004](#)

[Details](#)

Info	Document Type	Organization	Role	Current Status	Period Date / Date Due
	Planning Application	Agate Arizona	DOT MPD System Administrator	Active Grant	N/A - N/A N/A

View, Edit and Complete Forms
Select the **View Forms** button below to view, edit, and complete forms.
[VIEW FORMS](#)

Change the Status
Select the **View Status Options** button below to perform actions such as submitting applications or request modifications.
[VIEW STATUS OPTIONS](#)

Tools
Select the **View Management Tools** button below to perform actions such as adding people to this document or viewing the document history.
[VIEW MANAGEMENT TOOLS](#)

Contracts, Invoices, & Reporting
Select the **View Related Items** button below to view related items such as claims, messages, etc.
[VIEW RELATED ITEMS](#)

Next, click on [Initiate a Planning Reimbursement Request 2019](#) link.

Document Type	Name	Current Status	Period Date / Date Due	Created By	Last Modified By
Reimbursement Request	Initiate a Planning Reimbursement Request 2019				

When you initiate the Reimbursement Request, E-Grants creates the Reimbursement Request Forms and takes you to the Reimbursement Request Menu. Current status is **Reimbursement Request in Progress**.

PLANNING WORK PROGRAM AGENCY REIMBURSEMENT PROCESS

From the Reimbursement Request Menu, click the **View Forms** button under View, Edit and Complete Forms

Reimbursement Request Menu

Document Information: [PA-WPRRJun-2019-AA1-00459](#)

Parent Information: [2019-PA-WP-AA1-00004](#)

[Details](#)

Info	Document Type	Organization	Role	Current Status	Period Date / Date Due
	Reimbursement Request	Agate Arizona	DOT MPD System Administrator	Reimbursement Request in Progress	N/A - N/A N/A

View, Edit and Complete Forms

Select the **View Forms** button below to view, edit, and complete forms.

[VIEW FORMS](#)

Then click the **Reimbursement Request** link.

 [Back](#)

Reimbursement Request Menu - Forms

Please complete all required forms below.

Document Information: [5310RRJun-2018-smith12314-00045](#)

Parent Information: [5310-2017-smith12314-00004](#)

[Details](#)

Forms

Status	Page Name	Note	Created By	Last Modified By
	Reimbursement Request			
	Reimbursement Request		DianeTest OhdeTest 4/4/2018 2:23:37 PM	MPD Administration 4/20/2018 11:09:09 AM

Select the Billing Period Month/Qtr and Year you are billing for.

E-Grants will generate the Invoice Number for you. The Invoice Number may be modified if you prefer to utilize an invoice number generated from your agency's internal system. Invoice Number is limited to 30 characters.

REIMBURSEMENT REQUEST

Instructions:

- For the service period, include the entire month or quarter for the reimbursement you are requesting.
- E-Grants will auto-fill the invoice number for you or you can update with your internal Invoice #.
- The Reimbursement Request Amount should include the total paid, not just the federal portion.
- ADOT Procured items will not display on this form.
- Any Adjustments for prior reimbursements should be documented in the comments section with supporting documentation.

Local Match Instructions

- Enter the cash match expended by source with the source identified
- All In-kind match must be approved by ADOT during the award process.
- Enter the in-kind match units (ie. Volunteer hours or sq ft. etc...) expended this billing period only.

Agency Name: Agate Arizona	Billing Period: June 2019
Grant Award Year: 2019 Grant Program: PA-WP	Invoice Number: 1920AA3PA-WP-01
Warrant Number:	Invoice Date: Jun 19, 2019

PLANNING WORK PROGRAM AGENCY REIMBURSEMENT PROCESS

Enter the total dollar amount you paid in the Reimbursement Requests column, and not the federal portion you are expecting. The federal portion will calculate for you upon **SAVE**. When you see multiple lines with the same Description, it means multiple funding sources have been used. Please always request reimbursement for the line items in the order they are displayed.

The Project Complete column is required on reimbursements initiated from the 2019 application. If there is an asterisk displayed, that means that the setting was marked **Yes** at one time. Yes answers will be carried forward on future reimbursement requests.

Funding Source	Description	Program Phase	Fed Match Ratio	Reimbursement Request	Federal Portion	Local Match Portion	Total Request	Reimbursement Cumulative	Award Amount	Balance	% Expended	Project Complete
FHWA												
CMAQ	CMAQ FY 19	G1603MGT	94.3%	\$1,000.00	\$943.00	\$57.00	\$1,000.00	\$2,003.19	\$15,909.88	\$13,903.49	13%	<input type="radio"/> Yes <input checked="" type="radio"/> No
CMAQ	CMAQ FY 20	G1603MGT	94.3%		\$0	\$0	\$0	\$0	\$28,511.13	\$28,511.13	0%	<input type="radio"/> Yes <input checked="" type="radio"/> No
CMAQ (Carry Forward)	CMAQ (Carry Forward)	G1603MGT	94.3%	\$75.00	\$70.73	\$4.28	\$75.00	\$175.32	\$530.22	\$354.60	33%	<input type="radio"/> Yes <input checked="" type="radio"/> No
CMAQ Zero Match	CMAQ Zero Match FY 19	G1603MGT	100%	\$350.00	\$350.00	\$0	\$350.00	\$1,350.00	\$15,000.00	\$13,650.00	9%	<input type="radio"/> Yes <input checked="" type="radio"/> No
CMAQ Zero Match	CMAQ Zero Match FY 20	G1603MGT	100%		\$0	\$0	\$0	\$0	\$25,000.00	\$25,000.00	0%	<input type="radio"/> Yes <input checked="" type="radio"/> No
CMAQ Zero Match (Carry Forward)	CMAQ Zero Match (Carry Forward)	G1603MGT	100%	\$35.00	\$35.00	\$0	\$35.00	\$135.00	\$500.00	\$365.00	27%	<input type="radio"/> Yes <input checked="" type="radio"/> No
PL	PL FY 19	G2480F9T	94.3%	\$3,000.00	\$2,829.00	\$171.00	\$3,000.00	\$4,003.19	\$15,909.88	\$11,903.49	25%	<input type="radio"/> Yes <input checked="" type="radio"/> No
PL	PL FY 20	G2480F9T	94.3%		\$0	\$0	\$0	\$0	\$28,511.13	\$28,511.13	0%	<input type="radio"/> Yes <input checked="" type="radio"/> No
PL (Carry Forward)	PL (Carry Forward)	G2480F9T	94.3%	\$25.00	\$23.58	\$1.43	\$25.00	\$125.32	\$530.22	\$404.60	24%	<input type="radio"/> Yes <input checked="" type="radio"/> No
SPR	SPR FY 19	G5F17A2T	80%	\$300.00	\$240.00	\$60.00	\$300.00	\$1,300.00	\$18,750.00	\$17,450.00	7%	<input type="radio"/> Yes <input checked="" type="radio"/> No
SPR	SPR FY 20	G5F17A2T	80%		\$0	\$0	\$0	\$0	\$31,250.00	\$31,250.00	0%	<input type="radio"/> Yes <input checked="" type="radio"/> No
SPR (Carry Forward)	SPR (Carry Forward)	G5F17A2T	80%	\$50.00	\$40.00	\$10.00	\$50.00	\$150.00	\$625.00	\$475.00	24%	<input type="radio"/> Yes <input checked="" type="radio"/> No
STBG	STBG FY 19	G5F18MGT	94.3%	\$6,000.00	\$5,658.00	\$342.00	\$6,000.00	\$7,003.19	\$15,909.88	\$8,903.49	44%	<input type="radio"/> Yes <input checked="" type="radio"/> No
STBG	STBG FY 20	G5F18MGT	94.3%		\$0	\$0	\$0	\$0	\$28,511.13	\$28,511.13	0%	<input type="radio"/> Yes <input checked="" type="radio"/> No
STBG (Carry Forward)	STBG (Carry Forward)	G5F18MGT	94.3%	\$30.00	\$28.29	\$1.71	\$30.00	\$130.32	\$530.22	\$399.60	25%	<input type="radio"/> Yes <input checked="" type="radio"/> No
STBG Zero Match	STBG Zero Match FY 19	G5F18MGT	100%	\$3,300.00	\$3,300.00	\$0	\$3,300.00	\$4,300.00	\$15,000.00	\$10,700.00	29%	<input type="radio"/> Yes <input checked="" type="radio"/> No
STBG Zero Match	STBG Zero Match FY 20	G5F18MGT	100%		\$0	\$0	\$0	\$0	\$25,000.00	\$25,000.00	0%	<input type="radio"/> Yes <input checked="" type="radio"/> No
STBG Zero Match (Carry Forward)	STBG Zero Match (Carry Forward)	G5F18MGT	100%	\$50.00	\$50.00	\$0	\$50.00	\$150.00	\$500.00	\$350.00	35%	<input type="radio"/> Yes <input checked="" type="radio"/> No
FHWA Sub Total				\$14,215.00	\$13,567.83	\$647.17	\$14,215.00	\$20,625.33	\$200,453.11	\$233,643.56	6%	
FTA Transit												
MPO Transit Planning (New)	MPO Transit Planning (New) FY 19	G2480F9T	80%	\$2,000.00	\$1,600.00	\$400.00	\$2,000.00	\$3,000.00	\$18,750.00	\$16,750.00	16%	<input type="radio"/> Yes <input checked="" type="radio"/> No
MPO Transit Planning (New)	MPO Transit Planning (New) FY 20	G2480F9T	80%		\$0	\$0	\$0	\$0	\$31,250.00	\$31,250.00	0%	<input type="radio"/> Yes <input checked="" type="radio"/> No
MPO Transit Planning (Residual)	MPO Transit Planning (Residual) FY 19	G2480F8T	80%	\$600.00	\$480.00	\$120.00	\$600.00	\$1,600.00	\$18,750.00	\$17,150.00	9%	<input type="radio"/> Yes <input checked="" type="radio"/> No
MPO Transit Planning (Residual)	MPO Transit Planning (Residual) FY 20	G2480F8T	80%		\$0	\$0	\$0	\$0	\$31,250.00	\$31,250.00	0%	<input type="radio"/> Yes <input checked="" type="radio"/> No
State Admin	State Admin FY 19	G2380F9T	100%	\$400.00	\$400.00	\$0	\$400.00	\$1,400.00	\$15,000.00	\$13,600.00	9%	<input type="radio"/> Yes <input checked="" type="radio"/> No
State Admin	State Admin FY 20	G2380F9T	100%		\$0	\$0	\$0	\$0	\$25,000.00	\$25,000.00	0%	<input type="radio"/> Yes <input checked="" type="radio"/> No
FTA Sub Total				\$3,000.00	\$2,480.00	\$520.00	\$3,000.00	\$6,000.00	\$140,000.00	\$134,000.00	4%	
Totals				\$17,215.00	\$16,047.83	\$1,167.17	\$17,215.00	\$26,625.33	\$400,453.11	\$373,643.56	7%	

The reimbursement form has been updated starting with the 2021 Planning WP application. The Project Complete column has been removed. A new section has been added, FHWA Consolidated Planning Grant (CPG).

Funding Source	Description	Program Phase	Fed Match Ratio	Reimbursement Request	Federal Portion	Local Match Portion	Total Request	Reimbursement Cumulative	Award Amount	Balance	% Expended
FHWA											
CMAQ	CMAQ	G1609LAT	94.3%	\$1.00	\$0.94	\$0.06	\$1.00	\$1.00	\$1.00	\$0.06	94%
CMAQ	CMAQ	G1609LAT	94.3%	\$1.00	\$0.94	\$0.06	\$1.00	\$1.00	\$1.00	\$0.06	94%
CMAQ (Carry Forward)	CMAQ (Carry Forward)	G1610LAT	94.3%	\$1.00	\$0.94	\$0.06	\$1.00	\$1.00	\$1.00	\$0.06	94%
CMAQ Zero Match	CMAQ Zero Match	G1611LAT	100%	\$1.00	\$1.00	\$0	\$1.00	\$1.00	\$1.00	\$0	100%
CMAQ Zero Match	CMAQ Zero Match	G1611LAT	100%	\$1.00	\$1.00	\$0	\$1.00	\$1.00	\$1.00	\$0	100%
CMAQ Zero Match (Carry Forward)	CMAQ Zero Match (Carry Forward)	G1612LAT	100%	\$1.00	\$1.00	\$0	\$1.00	\$1.00	\$1.00	\$0	100%
SPR	SPR	G5F21NGT	80%	\$1.00	\$0.80	\$0.20	\$1.00	\$1.00	\$1.25	\$0.25	80%
SPR	SPR	G5F21NGT	80%	\$1.00	\$0.80	\$0.20	\$1.00	\$1.00	\$1.25	\$0.25	80%
SPR (Carry Forward)	SPR (Carry Forward)	G5F22NGT	80%	\$1.00	\$0.80	\$0.20	\$1.00	\$1.00	\$1.25	\$0.25	80%
FHWA Sub Total				\$9.00	\$8.22	\$0.78	\$9.00	\$9.00	\$9.93	\$0.93	91%
FHWA CONSOLIDATED PLANNING GRANT (CPG)											
CPG 5303/5305d (Transit)	CPG 5303/5305d (Transit)	G1602LAT	94%	\$1.00	\$0.94	\$0.06	\$1.00	\$1.00	\$1.00	\$0.06	94%
CPG 5303/5305d (Transit)	CPG 5303/5305d (Transit)	G1606LAT	94%	\$1.00	\$0.94	\$0.06	\$1.00	\$1.00	\$1.00	\$0.06	94%
CPG 5303/5305d (Transit) (Carry Forward)	CPG 5303/5305d (Transit) (Carry Forward)	G1604LAT	94%	\$1.00	\$0.94	\$0.06	\$1.00	\$1.00	\$1.00	\$0.06	94%
CPG 5304/5305e (Transit)	CPG 5304/5305e (Transit)	G1607LAT	94%	\$1.00	\$0.94	\$0.06	\$1.00	\$1.00	\$1.00	\$0.06	94%
CPG 5304/5305e (Transit)	CPG 5304/5305e (Transit)	G1605LAT	94%	\$1.00	\$0.94	\$0.06	\$1.00	\$1.00	\$1.00	\$0.06	94%
CPG 5304/5305e (Transit) (Carry Forward)	CPG 5304/5305e (Transit) (Carry Forward)	G1608LAT	94%	\$1.00	\$0.94	\$0.06	\$1.00	\$1.00	\$1.00	\$0.06	94%
CPG PL	CPG PL	G5F19NGT	94%	\$1.00	\$0.94	\$0.06	\$1.00	\$1.00	\$1.00	\$0.06	94%
CPG PL	CPG PL	G5F19NGT	94%	\$1.00	\$0.94	\$0.06	\$1.00	\$1.00	\$1.00	\$0.06	94%
CPG PL (Carry Forward)	CPG PL (Carry Forward)	G5F20NGT	94%	\$1.00	\$0.94	\$0.06	\$1.00	\$1.00	\$1.00	\$0.06	94%
FHWA CPG Sub Total				\$9.00	\$8.46	\$0.54	\$9.00	\$9.00	\$9.54	\$0.54	94%
FTA Transit											
State Admin	State Admin	G1601LAT	100%	\$1.00	\$1.00	\$0	\$1.00	\$1.00	\$1.00	\$0	100%
State Admin	State Admin	G1601LAT	100%	\$1.00	\$1.00	\$0	\$1.00	\$1.00	\$1.00	\$0	100%
FTA Sub Total				\$2.00	\$2.00	\$0	\$2.00	\$2.00	\$2.00	\$0	100%
Totals				\$20.00	\$18.68	\$1.32	\$20.00	\$20.00	\$21.47	\$1.47	93%

PLANNING WORK PROGRAM AGENCY REIMBURSEMENT PROCESS

Click on **SAVE**.

Ignore error messages for now. Verify the calculated dollar amounts match what you expected.


If you answer Yes, to the Final Invoice question, the DBE Section is required. Let your Program Manager/Planner know if your DBE Commitment will not be met.

☒ Yes ☐ No Does this reimbursement include any Final Invoices for Procurements?

DBE System Contract Number	DBE Commitment By the Prime (%)	Commitment Met?	Upload DBE Certification (Final Payments Certification and BECO's Acknowledgement)
	<input type="radio"/> Yes <input type="radio"/> No %	<input type="radio"/> Yes <input type="radio"/> No <input type="radio"/> N/A	Choose File No file chosen

Attach back-up document and please follow these guidelines:

- Backup Documentation is required.

 Your information has been saved and the following Page Error(s) have been found.
• Please attach Back-up Documentation.

- Include the word 'Back-up', your agency name, and billing period/year in the document name.
- You can upload multiple back-up documents.
- Include accounting information that documents the expenditures and back-up documentation for capital purchases. Please coordinate with your PM.

ATTACH BACK-UP DOCUMENTATION ☐ DELETE
18152-KrystalSmithJan2018BackupDocFile.pdf

ATTACH BACK-UP DOCUMENTATION

Cash Match is what you paid using your funds. Please list the source of the funds and which fund type it applies to. Your Approved Indirect cost Allocation Rate is displayed from your application.


Cash Match Only			Approved Indirect Cost Allocation Rate	
Local Match	Source	Fund Type	8.42%	
\$62.00	General Fund	CMAQ		
\$385.00	General Fund	CMAQ Zero Match		
\$175.00	General Fund	PL		
\$70.00	General Fund	SPR		
\$344.00	General Fund	STBG		
\$400.00	General Fund	MPO Transit Planning (New)		
\$120.00	General	MPO Transit Planning (Residual)		
\$1,556.00	Total Cash Match			

Billing Period In-Kind Match Amount	Funding Source	Source of Donations/Service	Request Year	Value of Service/Donation
\$150.00	MPO Transit Planning (New)	Room Rental	Year 1	\$75.00 per hour
	MPO Transit Planning (New)	Room Rental	Year 2	\$75.00 per hour
	State Admin	Driving Service	Year 1	\$0.54 per mile
\$150.00	Billing Period Total In-Kind			

MATCH TRACKING	
Total In-Kind match approved	\$11,250.00
Total In-Kind Expended to date	\$300.00
Remaining Balance In-Kind	\$10,950.00
Billing Period Cash Match	\$1,556.00
Billing Period Total Match Paid	\$1,706.00

PLANNING WORK PROGRAM AGENCY REIMBURSEMENT PROCESS

Total Cash Match + Billing Period Total In-Kind Match Total should be equal or greater than the Total Local Match Portion in the Reimbursement Request Section. Otherwise, you will receive the following message:

 Your information has been saved and the following Page Error(s) have been found.

- The Total Cash Match Expended must be equal or greater than the Total Local Match Portion Requested.

Follow the link to enter your reporting data into the LPA contract reporting tool. A new window will open to the DBE System.

After you complete your entry in the DBE System, then check the box next to **I Agree**

Please confirm, as part of the DBE program, all contract payments invoiced have been entered in LPA system.
<https://arizonalpa.dbesystem.com/>

☒ I Agree*

Enter any needed comments.

Then certify your entries by selecting **I Agree**.

I certify to the best of my knowledge and belief that the report is true, complete, and accurate, and the expenditures, disbursements and cash receipts are for the purposes and objectives set forth in the terms and conditions of the Federal award. I have engaged in local and regional coordination activities to the best of my ability. I am aware that any false, fictitious, or fraudulent information, or the omission of any material fact, may subject me to criminal, civil or administrative penalties for fraud, false statements, false claims or otherwise (U.S. Code Title 18, Section 1001 and Title 31, Sections 3729-3730 and 3801-3812). Supporting documentation shall be available to auditors and/or ADOT representatives upon request and if required, pursuant to contract clause 2 f, provided as an attachment.

☒ I Agree

COMMENTS

Enter any needed comments here.

31 of 3000

SAVE and recheck all fields. Double check your Reimbursement Request and Match.

Option 1 – Change Reimbursement Status

Click on **Click here to access the Status Change page**.

Agency Name: Krystal Smith 1234	Billing Period: April 2021
Grant Award Year: 2021	Invoice Number:
Grant Program: PA-WP	2122KRY-PA-WP-01
Warrant Number:	Invoice Date: Feb 09, 2021

[Click here to access the Status Change page.](#)

Option 2 – Change Reimbursement Status

Go back to the Reimbursement Request Menu. You can do so by clicking on the Document information link.

 [Back](#)

Document Information: [5310RRJun-2018-smith12314-00045](#)

Parent Information: [5310-2017-smith12314-00004](#)

 [Details](#)

PLANNING WORK PROGRAM AGENCY REIMBURSEMENT PROCESS

Select the **View Status Options** button under **Change the Status**.

[Back](#)

Reimbursement Request Menu

Document Information: [5310RRJun-2018-smith12314-00045](#)
Parent Information: [5310-2017-smith12314-00004](#)
[Details](#)

Info	Document Type	Organization	Role	Current Status	Period Date / Date Due
	Reimbursement Request	Krystal Smith 1234	AGENCY Organization Administrator	Reimbursement Request in Progress	N/A - N/A N/A

[View, Edit and Complete Forms](#)
Select the **View Forms** button below to view, edit, and complete forms.
[VIEW FORMS](#)

[Change the Status](#)
Select the **View Status Options** button below to perform actions such as submitting applications or request modifications.
[VIEW STATUS OPTIONS](#)

Then press the **Apply Status** button under **Reimbursement Request Submitted**.

[Back](#)

Reimbursement Request Menu - Status Options

Select a button below to execute the appropriate status push.

Document Information: [5310RRJun-2018-smith12314-00045](#)
Parent Information: [5310-2017-smith12314-00004](#)
[Details](#)

Possible Statuses

REIMBURSEMENT REQUEST SUBMITTED

[APPLY STATUS](#)

REIMBURSEMENT REQUEST CANCELLED

[APPLY STATUS](#)

Note: Once the Reimbursement Request is submitted, changes are no longer allowed to the Reimbursement Request.

3. Cancel a Reimbursement Request.

Once a Reimbursement Request has been initiated and has a status of **Reimbursement Request in Progress**, the Subrecipient has the option to cancel the reimbursement request. This is done by going to the Reimbursement Request Menu, select the **View Status Options** button under **Change the Status**.

PLANNING WORK PROGRAM AGENCY REIMBURSEMENT PROCESS

[Back](#)

Reimbursement Request Menu

Document Information: [5310RRJun-2018-smith12314-00045](#)
Parent Information: [5310-2017-smith12314-00004](#)

[Details](#)

Info	Document Type	Organization	Role	Current Status	Period Date / Date Due
	Reimbursement Request	Krystal Smith 1234	AGENCY Organization Administrator	Reimbursement Request in Progress	N/A - N/A N/A

[View, Edit and Complete Forms](#)

Select the **View Forms** button below to view, edit, and complete forms.

[VIEW FORMS](#)

[Change the Status](#)

Select the **View Status Options** button below to perform actions such as submitting applications or request modifications.

[VIEW STATUS OPTIONS](#)

Then press the **Apply Status** button under **Reimbursement Request Cancelled**.

[Back](#)

Reimbursement Request Menu - Status Options

Select a button below to execute the appropriate status push.

Document Information: [5310RRJun-2018-smith12314-00045](#)
Parent Information: [5310-2017-smith12314-00004](#)

[Details](#)

Possible Statuses

REIMBURSEMENT REQUEST SUBMITTED

[APPLY STATUS](#)

REIMBURSEMENT REQUEST CANCELLED

[APPLY STATUS](#)

Once you have cancelled a reimbursement request, the system will allow you to initiate another reimbursement request for that same period.

RTAP – AGENCY BEGIN NEW APPLICATION

R. RTAP - AGENCY - Begin New Application

Users with the following User Roles may complete and submit an application in E-Grants:

- **AGENCY Organization Administrator**
- **AGENCY Authorized Official**
- **AGENCY Financial Officer**

Login to E-Grants application at <https://egrants.azdot.gov>

E-GRANTS

System Login Portal Home

Welcome to E-Grants!

This is E-Grants, ADOT's Grant Management Software for Grant applications and overall management for the grant lifecycle. At this time, the E-Grants system is only available to accept transit grant applications.

Please note that Internet Explorer is the only supported browser for E-Grants. Using other browsers may cause technical issues.

Steps to Get Started:

- The initial registration for your organization must be completed by an Organization Administrator for the organization, e.g. Program Director.
- Once the Organization Administrator registers the organization, they will receive an email *Notification of Access Approval* from the online systems administrator.
- Once your organization is registered in the system, you can apply for grants, complete/submit reports and submit requests for reimbursement.

AGATE Help Desk Availability
Hours: Monday thru Friday 8am to 5pm MST
Phone: 1-866-449-1425
mail: azhelpdesk@agatesoftware.com

New Users Register [HERE](#)

Login
Username
Password
LOGIN
[New User Registration](#)
[Forgot Password?](#)

View Available Applications, Click on **View Opportunities** button.

E-GRANTS

My Home My Applications My Reimbursement Requests My Organization(s) My Profile Logout

Welcome DianeTest
AGENCY Financial Officer
[Change My Picture](#)

Instructions:
Select the **SHOW HELP** button above for detailed instructions on the following.
> Applying for an Opportunity
> Using System Messages
> Understanding your Tasks
> Managing your awarded grant

Hello DianeTest, please choose an option below.

View Available Applications

You have **29** opportunities available.
Select the **View Opportunities** button below to see what is available to your organization.

VIEW OPPORTUNITIES

RTAP – AGENCY BEGIN NEW APPLICATION

Scroll down to view all opportunities. Click on the [Apply Now](#) button for the RTAP program.

RTAP Period:
07/01/2020-01/15/2022

RTAP Due Date:
not set

Description:

The Rural Transit Assistance Program (49 U.S.C. 5311(b)(3)) is funded through the Federal Transit Administration (FTA) and offers training, technical assistance, and research opportunities as well as other support services to improve the delivery of transit services in non-urbanized areas.

The [National RTAP](#) website offers many valuable resources such as toolkits, a Resource Library, and e-learning opportunities.

The [Arizona Transit Association \(AzTA\)](#) website offers resources and training opportunities for Arizona transit providers.

The mission of the Arizona State RTAP is to enhance and develop the skills and abilities of the persons involved in providing passenger service in rural Arizona.

- To promote the safe and effective delivery of training for the 5311 and 5310 grantees.
- To foster the development of state and local capacity for addressing the training and technical assistance needs of the rural/small urban transportation community.
- To improve the quality of information through the development of training and technical assistance resource materials.
- To facilitate peer-to-peer self-help through the development of local networks of transit professionals.
- To support the coordination of public, private, specialized and human service transportation services.
- To provide necessary training materials, a network of certified trainers, and scholarships for training events and conferences.

Requests for training must be approved by the RTAP Coordinator at least 30 days prior to attendance and reimbursement for training expenses must be submitted within 30 days of training.

All training requests will follow the procedure outlined in the [RTAP Policy & Procedures Handbook](#). For additional information on program training requirements or to request training, contact the RTAP Training Coordinator at RTAP@azdot.gov.

[APPLY NOW](#)

[NOT INTERESTED](#)

RTAP – AGENCY SCHOLARSHIP REQUEST

5. RTAP - Agency Scholarship Request

Submit your request if you are requesting RTAP funds to attend an online or in-person training session, or an event such as a conference.

AGENCY Organization Administrator, AGENCY Authorized Official, AGENCY Financial Officer

1. Enter Scholarship Request

Click on **Training and Events**.

The screenshot shows the E-GRANTS portal header with 'ADOT' logo. Below the header, there's a navigation bar with 'Menu', 'Forms Menu', 'Status Changes', 'Management Tools', and 'Related Documents and Messages'. The main content area is titled 'RTAP Menu - Forms' and includes a 'Back' link. Below this, there's a section for 'Document Information' showing 'RTAP[07/2020-06/2022]Delane Org*-0007'. A table of 'Forms' is displayed with columns: Status, Page Name, Note, Created By, and Last Modified By. The table has two rows: 'RTAP Requests' and 'Materials and Other Training Requests'. The 'RTAP Requests' row has a red box around the 'Training and Events' link.

Click on the Plus Sign next to your organization name.

The screenshot shows the E-GRANTS portal header. Below the header, there's a navigation bar with 'Menu', 'Forms Menu', 'Status Changes', 'Management Tools', and 'Related Documents and Messages'. The main content area is titled 'RTAP - Scholarships' and includes a 'Back' link. Below this, there's a section for 'Fill out the stuff below' with fields for 'Status:', 'Training Type:', and 'Invoices Due Now:'. A 'FILTER' button is also present. Below the form, there's a table with one row: 'Delane Org: RTAP[07/2020-06/2022]Delane Org*-0007'. The plus sign next to the organization name is highlighted with a red box.

Click on the Plus Sign next to New Training: New Request.

The screenshot shows the E-GRANTS portal header. Below the header, there's a navigation bar with 'Menu', 'Forms Menu', 'Status Changes', 'Management Tools', and 'Related Documents and Messages'. The main content area is titled 'RTAP - Scholarships' and includes a 'Back' link. Below this, there's a section for 'Fill out the stuff below' with fields for 'Status:', 'Training Type:', and 'Invoices Due Now:'. A 'FILTER' button is also present. Below the form, there's a table with one row: 'Delane Org: RTAP[07/2020-06/2022]Delane Org*-0007'. The plus sign next to the organization name is highlighted with a red box. Below the organization name, there's a section for 'New Training: New Request' with a red box around the plus sign.

RTAP – AGENCY SCHOLARSHIP REQUEST

Complete the New Training: New Request form.

All fields are required, except for Comments.

Click SAVE.

RTAP - Scholarships
Fill out the stuff below

Status: Training Type:

Invoices Due Now: ☐ [FILTER](#)

Delane Org: RTAP[07/2020-06/2022]Delane Org*-0007 Email Address: dohde@azdot.gov Phone Number: (760) 238-3503 Expiration Date: 06/30/22

New Training: New Request Amount Requested: N/A [SAVE](#)

Reimbursement Due Date: N/A Review Date: N/A

Training Type: Event Name: Start Date: End Date:

Training Location: Address:

Registration Fee: City: State: Event Brochure: [Choose File](#) [Test File.docx](#)

Comments:

ADOT Comments:

Enter all the attendees that will be attending the conference, one attendee at a time.

Click on the Plus Sign next to New Attendee.

RTAP - Scholarships
Fill out the stuff below

Status: Training Type:

Invoices Due Now: ☐ [FILTER](#)

Delane Org: RTAP[07/2020-06/2022]Delane Org*-0007 Email Address: dohde@azdot.gov Phone Number: (760) 238-3503 Expiration Date: 06/30/22

AZTA ADOT Conference: Request in Progress Last Modified: 11/20/20 01:28:04 PM Amount Requested: N/A [CHANGE STATUS](#) [SAVE](#)

Reimbursement Due Date: N/A Review Date: N/A

Training Type: Event Name: Start Date: End Date:

Training Location: Address:

Registration Fee: City: State: Event Brochure: [Test File.docx](#) [Choose File](#) No file chosen

Comments:

ADOT Comments:

[New Attendee](#)

[New Training: New Request](#) Amount Requested: N/A

Complete the top section of the New Attendee form.

- **Name** and **Title** are required. Attendee name and Title can be modified up until the Invoice is submitted.

NOTE: After the Request is Approved, you will be required to enter the date and zeroes in the Actuals row in order to update the Attendee Name prior to submitting the invoice.

Updated Attendee Name Last Modified: 06/16/21 02:21:54 PM

Name: Title: Are you using an agency vehicle? ☐ Yes ☒ No

Conference/Training Hotel Rate or Out of State travel? ☐ Yes ☒ No Map Link:

	Departure	Return	Lodging	Meals	Total Miles	Mileage \$	Registration Fees	Other expenses	Total	Comments
Pre-Annual Estimated	06/01/2021	06/30/2021	\$0.00	\$0.00	75	\$33.75	\$0.00	\$0.00	\$33.75	
Reimbursement Actual	06/01/2021	06/30/2021	\$0.00	\$0.00	0	\$0.00	\$0.00	\$0.00	\$0.00	

Backup Documentation: [Choose Files](#) No file chosen Paid:

RTAP – AGENCY SCHOLARSHIP REQUEST

- **Are you using an agency vehicle?** Mileage \$ will not be calculated if the attendee is using an agency vehicle.
- **Conference/Training Hotel rate or Out of State Travel?** Please refer to [RTAP Policy & Procedures](#) for guidance.
- **Map Link:** Go to Google Maps and enter the From and To locations and also the return to Location the attendee will travel to attend the training. Copy the link with the results into this field. The mileage calculated will be entered into the Pre-Approval Estimated row.

Complete the Pre-Approval Estimated row.

The Reimbursement Actual row will be completed after the training is completed.

Click on SAVE.

Pre-Approval Estimated	Reimbursement Actual	Backup Documentation	Choose Files	No file chosen	Paid	Comments
12/14/2020	12/16/2020	\$625.00	\$120.00	\$12	\$85.00	\$25.00

For additional attendees, click on the Plus Sign next to New Attendee.

Pre-Approval Estimated	Reimbursement Actual	Backup Documentation	Choose Files	No file chosen	Paid	Comments
12/14/2020	12/16/2020	\$625.00	\$120.00	\$12	\$138.84	\$85.00

RTAP – AGENCY SCHOLARSHIP REQUEST

The system will give you a warning message, if the requested training is within 30 days.

WARNING-The training date you have requested is within 30 days. Approval for this training will be at the discretion of ADOT Transit due to the limited processing time.

Click on **OK**, if you receive this message.

The screenshot shows the RTAP - Scholarships web application. A warning message from azshared.agatesoftware.com is displayed, stating: "WARNING-The training date you have requested is within 30 days. Approval for this training will be at the discretion of ADOT Transit due to the limited processing time." The message has "OK" and "Cancel" buttons. Below the warning, the "RTAP - Scholarships" form is visible. The form is for "Delane Org: RTAP[07/2020-06/2022]Delane Org*-0007". The request is for an "AZTA ADOT Conference" with a "Request Submitted" status. The form includes fields for Training Type, Event Name, Start Date, End Date, Training Location, Address, Registration Fee, City, State, and Event Brochure. The "Request Submitted" status is highlighted with a red box.

Your request is now in Request Submitted status and will be reviewed by ADOT Transit. Please allow 7 days for review unless it is a short notice request. If it is a short notice request, training occurring in less than 30 days, then please send an email to RTAP@azdot.gov in addition to submitting a request.

This screenshot shows the same RTAP - Scholarships form as the previous one, but with the "Request Submitted" status highlighted in a red box. The form details are consistent: "Delane Org: RTAP[07/2020-06/2022]Delane Org*-0007", "AZTA ADOT Conference", "Request Submitted", "Amount Requested: \$1,848.84", "Start Date: 12/14/2020", "End Date: 12/16/2020", "Training Location: Phoenix", "Address: 1122 N 22d Ave", "Registration Fee: \$85.00", "City: Phoenix", "State: AZ". The form also includes a "Comments" field and an "ADOT Comments" field. At the bottom, there is a section for "Sam Smith" with a "Title" of "Transit Manager" and a "Map Link" to a Google Maps location.

The agency will receive an email notification after the request is approved.

RTAP – AGENCY MATERIALS REQUEST


T. RTAP - Agency Materials Request

Submit your request if you are requesting RTAP funds to administer training and/or require materials such as training booklets or handouts.

AGENCY Organization Administrator, AGENCY Authorized Official, AGENCY Financial Officer

1. Enter Materials Request

Click on **Materials and Other Training Requests**.



The screenshot shows the E-GRANTS portal interface. At the top, there's a banner for 'E-GRANTS' with the ADOT logo. Below the banner, there's a navigation bar with links like 'My Home', 'My Applications', and 'My Reimbursement Requests'. A secondary navigation bar contains links for 'Menu', 'Forms Menu', 'Status Changes', 'Management Tools', and 'Related Documents and Messages'. The main content area is titled 'RTAP Menu - Forms' and includes a 'Back' link. Below this, it says 'Please complete all required forms below.' and provides document information: 'RTAP[07/2020-06/2022]Delane Org*-0007'. A 'Details' link is also present. A table titled 'Forms' lists available forms. The table has columns for 'Status', 'Page Name', 'Note', 'Created By', and 'Last Modified By'. Two forms are listed: 'Training and Events' and 'Materials and Other Training Requests'. The 'Materials and Other Training Requests' link is highlighted with a red rectangular box.

Click on the Plus Sign next to your organization name.



The screenshot shows the E-GRANTS portal interface for the 'RTAP - Materials' section. The top banner and navigation bars are identical to the previous screenshot. The main content area is titled 'RTAP - Materials' and includes a 'Back' link and the instruction 'Fill out the stuff below'. There is a 'Status:' dropdown menu and an 'Invoices Due Now:' checkbox. A 'FILTER' button is located below the checkbox. At the bottom of the page, there is a yellow bar containing organization information. On the left side of this bar, a red box highlights a plus sign next to the organization name 'Delane Org'. The full text in the yellow bar is: 'Delane Org: RTAP[07/2020-06/2022]Delane Org*-0007 Email Address: dohde@azdot.gov Phone Number: (760) 238-3503 Expiration Date: 06/30/22'.

RTAP – AGENCY MATERIALS REQUEST

Complete the RTAP Materials request form.

Training Title, Begin Date, End Date, Materials/Other Description, # of Attendees and an estimate as Supporting Documentation are required fields.

If your request will be ADOT Procured, Enter Zero for Request Amount.

Comments are optional.

Click SAVE.

The screenshot shows the 'RTAP - Materials' form. At the top, there is a banner for 'E-GRANTS' with the ADOT logo. Below the banner, there are navigation links: 'My Home', 'My Applications', and 'My Reimbursement Requests'. On the right, there are links for 'My Organization(s)', 'My Profile', and 'Logout'. A menu bar includes 'Menu', 'Forms Menu', 'Status Changes', 'Management Tools', and 'Related Documents and Messages'. The form title is 'RTAP - Materials' with a 'Back' link. Below the title, there is a 'Status' dropdown menu and an 'Invoices Due Now' checkbox with a 'FILTER' button. The main table has columns: Training Title, Begin Date, End Date, Materials/Other Description, # of Att., DOT Pro., Amount Requested, Actual Amount, Supporting Documentation, Date Reviewed, Due Date, Amount Paid, Status, and Save. The first row is highlighted with a red box, showing a 'New Request' status. Below the table, there are 'Comment' and 'ADOT Comment' text areas, each with a 'SAVE COMMENT' button.

Training Title	Begin Date	End Date	Materials/Other Description	# of Att.	DOT Pro.	Amount Requested	Actual Amount	Supporting Documentation	Date Reviewed	Due Date	Amount Paid	Status	Save
					<input type="checkbox"/>			Choose File No file chosen		N/A		New Request	SAVE

Option 1 - Request that is NOT ADOT Procured:

The screenshot shows the 'RTAP - Materials' form with an existing request. The table has columns: Training Title, Begin Date, End Date, Materials/Other Description, # of Att., DOT Pro., Amount Requested, Actual Amount, Supporting Documentation, Date Reviewed, Due Date, Amount Paid, Status, and Save. The first row is highlighted with a red box, showing a 'Request In Progress' status. Below the table, there are 'Comment' and 'ADOT Comment' text areas, each with a 'SAVE COMMENT' button.

Training Title	Begin Date	End Date	Materials/Other Description	# of Att.	DOT Pro.	Amount Requested	Actual Amount	Supporting Documentation	Date Reviewed	Due Date	Amount Paid	Status	Save
Defensive Driver Manuals	12/08/2020	12/08/2020	Defensive Driver Manuals	3	<input type="checkbox"/>	\$150.00		Choose File No file chosen		N/A		Request In Progress	SAVE
					<input type="checkbox"/>			Choose File No file chosen		N/A		New Request	SAVE

RTAP – AGENCY MATERIALS REQUEST

Option 2 - Request that IS ADOT Procured. Select checkbox for **ADOT Pro.**:

RTAP - Materials
Fill out the stuff below

Status:
Invoices Due Now: ☐ [FILTER](#)

Delane Org: RTAP[07/2020-06/2022]Delane Org*-0007 Email Address: dohde@azdot.gov Phone Number: (760) 238-3503 Expiration Date: 06/30/22

Training Title	Begin Date	End Date	Materials/Other Description	# of Att.	ADOT Pro.	Amount Requested	Actual Amount	Supporting Documentation	Date Reviewed	Due Date	Amount Paid	Status	Save
Defensive Driver Training	12/08/2020	12/08/2020	Defensive Driver Manuals	3	<input type="checkbox"/>	\$150.00		Choose File No file chosen		N/A		Request In Progress CHANGE STATUS	SAVE
CTAA Training	01/15/2020	01/16/2020	CTAA Manuals	5	<input checked="" type="checkbox"/>	\$0.00		Choose File No file chosen		N/A		Request In Progress CHANGE STATUS	SAVE
					<input type="checkbox"/>			Choose File No file chosen		N/A		New Request	SAVE

Comment

[SAVE COMMENT](#)

ADOT Comment

After you click SAVE, your request status will display Request in Progress. Select **Request Submitted** from the Status dropdown list, then click on **Change Status**.

Delane Org: RTAP[07/2020-06/2022]Delane Org*-0007 Email Address: dohde@azdot.gov Phone Number: (760) 238-3503 Expiration Date: 06/30/22

Training Title	Begin Date	End Date	Materials/Other Description	# of Att.	ADOT Pro.	Amount Requested	Actual Amount	Supporting Documentation	Date Reviewed	Due Date	Amount Paid	Status	Save
Defensive Driver Training	12/08/2020	12/08/2020	Defensive Driver Manuals	3	<input type="checkbox"/>	\$150.00		Choose File No file chosen		N/A		Request In Progress CHANGE STATUS	SAVE
CTAA Training	01/15/2020	01/16/2020	CTAA Manuals	5	<input checked="" type="checkbox"/>	\$0.00		Choose File No file chosen		N/A		Request Cancelled Request Submitted CHANGE STATUS	SAVE
					<input type="checkbox"/>			Choose File No file chosen		N/A		New Request	SAVE

The system will give you a warning message, if the requested training is within 30 days.

WARNING-The training date you have requested is within 30 days. Approval for this training will be at the discretion of ADOT Transit due to the limited processing time.

Click on **OK**, if you receive this message.

App: ADOT-Bookmarks Personal Netscaler Remote S... E-Grants Prod E-Grants

My Home My Applications My Reimbursement Requests

RTAP - Materials
Fill out the stuff below

Status:
Invoices Due Now: ☐ [FILTER](#)

Delane Org: RTAP[07/2020-06/2022]Delane Org*-0007 Email Address: dohde@azdot.gov Phone Number: (760) 238-3503 Expiration Date: 06/30/22

Training Title	Begin Date	End Date	Materials/Other Description	# of Att.	ADOT Pro.	Amount Requested	Actual Amount	Supporting Documentation	Date Reviewed	Due Date	Amount Paid	Status	Save
Defensive Driver Training	12/08/2020	12/08/2020	Defensive Driver Manuals	3	<input type="checkbox"/>	\$150.00		Choose File No file chosen		N/A		Request In Progress CHANGE STATUS	SAVE
CTAA Training	01/15/2020	01/16/2020	CTAA Manuals	5	<input checked="" type="checkbox"/>	\$0.00		Choose File No file chosen		N/A		Request In Progress CHANGE STATUS	SAVE
					<input type="checkbox"/>			Choose File No file chosen		N/A		New Request	SAVE

Comment

[SAVE COMMENT](#)

ADOT Comment

RTAP – AGENCY MATERIALS REQUEST

Your request is now in Request Submitted status and will be reviewed by ADOT Transit. Please allow 7 days for review unless it is a short notice request. If it is a short notice request, training occurring in less than 30 days, then please send an email to RTAP@azdot.gov in addition to submitting a request.

RTAP - Materials

Fill out the stuff below

Status:

Invoices Due Now: ☐

[FILTER](#)

Delane Org: RTAP[07/2020-06/2022]Delane Org*-0007

Email Address: dohde@azdot.gov Phone Number: (760) 238-3503 Expiration Date: 06/30/22

Training Title	Begin Date	End Date	Materials/Other Description	# of Att.	ADOT Pro.	Amount Requested	Actual Amount	Supporting Documentation	Date Reviewed	Due Date	Amount Paid	Status	Save
Defensive Driver Training	12/08/2020	12/08/2020	Defensive Driver Manuals	3	<input type="checkbox"/>	\$150.00		Choose File No file chosen		N/A		Request Submitted CHANGE STATUS	SAVE
CTAA Training	01/15/2020	01/16/2020	CTAA Manuals	5	<input checked="" type="checkbox"/>	\$0.00		Choose File No file chosen		N/A		Request Submitted CHANGE STATUS	SAVE
					<input type="checkbox"/>			Choose File No file chosen		N/A		New Request	SAVE

Comment

[SAVE COMMENT](#)

ADOT Comment

The agency will receive an email notification after the request is approved.

RTAP – SCHOLARSHIP TRAINING COMPLETED - SUBMIT INVOICE

U. RTAP – Scholarship Training Completed – Submit Invoice

- *Agency Organization Administrator*
- *Agency Authorized Official*
- *Agency Financial Officer*

1. Enter Actuals into Scholarship Form.

The Agency will receive an email notification stating their Invoices can be submitted once their request has been approved and the training event has occurred.

IMPORTANT NOTICE: There can only be one Invoice per Training Request. Please make sure you have all the backup documentation needed to submit your invoice for all the attendees.

There can only be one Reimbursement Request processed at a time, but if the first Reimbursement Request has been approved and submitted for payment, a second one may begin its life and start going through the process steps.

Navigate to your application and click on your application Name.

E-GRANTS

My Home | My Applications | My Reimbursement Requests

My Organizations | My Profile | Logout

Back

My Applications

Use the search functionality below to find a specific Application.

Search Applications

Application Types: RTAP, 2020

Application Name:

Status: -- Select --

Organization: Delane

Year:

SEARCH CLEAR

Export Results to: Screen Sort by: -- Select -- GO

Number of Results: 1

Document Type	Organization	Name	Current Status	Year
1	Delane Org	RTAP[07/2020-06/2022]Delane Org'-0007	RTAP Active	2020

Click on **Training and Events**.

RTAP Menu - Forms

Please complete all required forms below:

Document Information: RTAP[07/2020-06/2022]Delane Org'-0007

Details

Forms

Status	Page Name	Note	Created By	Last Modified By
RTAP Requests	Training and Events			
	Materials and Cover Training Requests			

Click on the Plus Sign next to the organization name.

RTAP - Scholarships

Fill out the stuff below

Status: Training Type:

Invoices Due Now: FILTER

Delane Org: RTAP[07/2020-06/2022]Delane Org'-0007

Email Address: dohde@azdot.gov Phone Number: (760) 238-3553 Expiration Date: 06/30/22

RTAP – SCHOLARSHIP TRAINING COMPLETED - SUBMIT INVOICE

Click on the Plus Sign next to the Training Request that was Approved.

RTAP - Scholarships
Fill out the stuff below

Status: Training Type:

Invoices Due Now: ☐ [FILTER](#)

Delane Org: RTAP[07/2020-06/2022]Delane Org*-0007	Email Address: dohde@azdot.gov	Phone Number: (760) 238-3503	Expiration Date: 06/30/22
+ AZTA ADOT Conference: Request Approved Last Modified: 11/25/20 10:52:14 AM	Amount Requested: \$1,848.84		
+ New Training: New Request	Amount Requested: N/A		

Click the Plus Sign next to each attendee to view the Attendee section.

RTAP - Scholarships
Fill out the stuff below

Status: Training Type:

Invoices Due Now: ☐ [FILTER](#)

Delane Org: RTAP[07/2020-06/2022]Delane Org*-0007	Email Address: dohde@azdot.gov	Phone Number: (760) 238-3503	Expiration Date: 06/30/22
+ AZTA ADOT Conference: Request Approved Last Modified: 11/25/20 10:52:14 AM	Amount Requested: \$1,848.84		
Reimbursement Due Date: 01/30/2021 Review Date: 11/25/2020			
Training Type: AZTA ADOT Conference	Event Name: AZTA ADOT Conference	Start Date: 12/14/2020	End Date: 12/16/2020
Training Location: Phoenix	Address: 1122 N 22d Ave		
Registration Fee: \$85.00	City: Phoenix	State: AZ	Event Brochure: Test File.docx
Comments: <input type="text"/>			
ADOT Comments: <input type="text"/>			
+ Sam Smith Last Modified: 11/20/20 02:07:46 PM			
+ Ginger Tobin Last Modified: 11/20/20 02:07:46 PM			
+ New Training: New Request			

For each attendee:

- Enter the training actuals into the **Reimbursement Actual** row.
- Enter optional comments.
- Attach **Backup Documentation**.
- Click on **SAVE**.

Delane Org: RTAP[07/2020-06/2022]Delane Org*-0007										Email Address: dohde@azdot.gov	Phone Number: (760) 238-3503	Expiration Date: 06/30/22																														
+ AZTA ADOT Conference: Request Approved Last Modified: 11/25/20 10:52:14 AM										Amount Requested: \$1,848.84																																
Reimbursement Due Date: 01/30/2021 Review Date: 11/25/2020																																										
Training Type: AZTA ADOT Conference Event Name: AZTA ADOT Conference Start Date: 12/14/2020 End Date: 12/16/2020																																										
Training Location: Phoenix Address: 1122 N 22d Ave																																										
Registration Fee: \$85.00 City: Phoenix State: AZ Event Brochure: Test File.docx																																										
Comments: <input type="text"/>																																										
ADOT Comments: <input type="text"/>																																										
+ Sam Smith Last Modified: 11/25/20 04:27:32 PM										SAVE DELETE																																
Name: Sam Smith Title: Transit Manager Are you using an agency vehicle? <input type="radio"/> Yes <input checked="" type="radio"/> No																																										
Conference/Training Hotel Rate or Out of State travel? <input type="radio"/> Yes <input checked="" type="radio"/> No Map Link: https://www.google.com/maps/dir/Goodyear+AZ/1120+N+22nd+Ave+Phoenix+AZ+85009/@33.461306,-112.071111,15z																																										
<table border="1"><thead><tr><th>Departure</th><th>Return</th><th>Lodging</th><th>Meals</th><th>Total Miles</th><th>Mileage \$</th><th>Registration Fees</th><th>Other expenses</th><th>Total</th><th>Comments</th></tr></thead><tbody><tr><td>Pre-Approved Estimated</td><td>12/14/2020</td><td>12/16/2020</td><td>\$625.00</td><td>\$120.00</td><td>312</td><td>\$338.84</td><td>\$85.00</td><td>\$85.00</td><td>\$1,848.84</td></tr><tr><td>Reimbursement Actual</td><td>12/14/2020</td><td>12/16/2020</td><td>\$650.00</td><td>\$130.00</td><td>312</td><td>\$338.84</td><td>\$85.00</td><td>\$35.00</td><td>\$1,838.84</td></tr></tbody></table>										Departure	Return	Lodging	Meals	Total Miles	Mileage \$	Registration Fees	Other expenses	Total	Comments	Pre-Approved Estimated	12/14/2020	12/16/2020	\$625.00	\$120.00	312	\$338.84	\$85.00	\$85.00	\$1,848.84	Reimbursement Actual	12/14/2020	12/16/2020	\$650.00	\$130.00	312	\$338.84	\$85.00	\$35.00	\$1,838.84			
Departure	Return	Lodging	Meals	Total Miles	Mileage \$	Registration Fees	Other expenses	Total	Comments																																	
Pre-Approved Estimated	12/14/2020	12/16/2020	\$625.00	\$120.00	312	\$338.84	\$85.00	\$85.00	\$1,848.84																																	
Reimbursement Actual	12/14/2020	12/16/2020	\$650.00	\$130.00	312	\$338.84	\$85.00	\$35.00	\$1,838.84																																	
Backup Documentation: <input type="button" value="Choose Files"/> No file chosen																																										
Attendee Uploads																																										
Test File.docx <input type="button" value="Upload"/>																																										
+ Ginger Tobin Last Modified: 11/25/20 04:27:45 PM										SAVE DELETE																																
Name: Ginger Tobin Title: Assistant Transit Manager Are you using an agency vehicle? <input type="radio"/> Yes <input checked="" type="radio"/> No																																										
Conference/Training Hotel Rate or Out of State travel? <input type="radio"/> Yes <input checked="" type="radio"/> No Map Link: https://www.google.com/maps/dir/Goodyear+AZ/1120+N+22nd+Ave+Phoenix+AZ+85009/@33.461306,-112.071111,15z																																										
<table border="1"><thead><tr><th>Departure</th><th>Return</th><th>Lodging</th><th>Meals</th><th>Total Miles</th><th>Mileage \$</th><th>Registration Fees</th><th>Other expenses</th><th>Total</th><th>Comments</th></tr></thead><tbody><tr><td>Pre-Approved Estimated</td><td>12/14/2020</td><td>12/16/2020</td><td>\$625.00</td><td>\$120.00</td><td>312</td><td>\$0.00</td><td>\$85.00</td><td>\$35.00</td><td>\$865.00</td></tr><tr><td>Reimbursement Actual</td><td>12/14/2020</td><td>12/16/2020</td><td>\$850.00</td><td>\$125.00</td><td>312</td><td>\$0.00</td><td>\$85.00</td><td>\$30.00</td><td>\$890.00</td></tr></tbody></table>										Departure	Return	Lodging	Meals	Total Miles	Mileage \$	Registration Fees	Other expenses	Total	Comments	Pre-Approved Estimated	12/14/2020	12/16/2020	\$625.00	\$120.00	312	\$0.00	\$85.00	\$35.00	\$865.00	Reimbursement Actual	12/14/2020	12/16/2020	\$850.00	\$125.00	312	\$0.00	\$85.00	\$30.00	\$890.00			
Departure	Return	Lodging	Meals	Total Miles	Mileage \$	Registration Fees	Other expenses	Total	Comments																																	
Pre-Approved Estimated	12/14/2020	12/16/2020	\$625.00	\$120.00	312	\$0.00	\$85.00	\$35.00	\$865.00																																	
Reimbursement Actual	12/14/2020	12/16/2020	\$850.00	\$125.00	312	\$0.00	\$85.00	\$30.00	\$890.00																																	
Backup Documentation: <input type="button" value="Choose Files"/> No file chosen																																										
Attendee Uploads																																										
Test File - Copy.docx <input type="button" value="Upload"/>																																										

RTAP – SCHOLARSHIP TRAINING COMPLETED - SUBMIT INVOICE

Select **Invoice Submitted to ADOT** from dropdown list.

Click on **CHANGE STATUS**.

Delane Org: RTAP[07/2020-06/2022]Delane Org-0007

Email Address: dohde@azdot.gov Phone Number: (760) 238-3503 Expiration Date: 06/30/22

AZTA ADOT Conference: Request Approved Last Modified: 11/25/20 10:52:14 AM Amount Requested: \$1,848.84

Reimbursement Due Date: 01/30/2021 Review Date: 11/25/2020

Training Type: AZTA ADOT Conference Event Name: AZTA ADOT Conference Start Date: 12/14/2020 End Date: 12/16/2020

Training Location: Phoenix Address: 1122 N 22d Ave

Registration Fee: \$85.00 City: Phoenix State: AZ

Event Brochure: Test File.docx

Comments:

ADOT Comments:

Sam Smith Last Modified: 11/25/20 04:27:32 PM

Name: Sam Smith Title: Transit Manager Are you using an agency vehicle? Yes No

Conference/Training Hotel Rate or Out of State travel? Yes No Map Link: https://www.google.com/maps/dir/Goodyear,+AZ/1120+N+22nd+Ave,+Phoenix,+AZ+85009/@33.461386,-1

	Departure	Return	Lodging	Meals	Total Miles	Mileage \$	Registration Fees	Other expenses	Total	Comments
Pre-Approval Estimated	12/14/2020	12/16/2020	\$625.00	\$120.00	312	\$138.84	\$85.00	\$25.00	\$993.84	
Reimbursement Actual	12/14/2020	12/16/2020	\$650.00	\$130.00	312	\$138.84	\$85.00	\$35.00	\$1,038.84	

Backup Documentation: Choose Files No file chosen

Attendee Uploads: Test File.docx

Ginger Tobin Last Modified: 11/25/20 04:27:45 PM

Name: Ginger Tobin Title: Assistant Transit Manager Are you using an agency vehicle? Yes No

Conference/Training Hotel Rate or Out of State travel? Yes No Map Link: https://www.google.com/maps/dir/Goodyear,+AZ/1120+N+22nd+Ave,+Phoenix,+AZ+85009/@33.461386,-1

Click **OK**, to certify invoice is true, complete, and accurate . . .

ADOT-Bookmarks Personal Netscaler Remote A... E-Grants Prod E-Grants Shared

My Home My Applications My Reimbursement Requests

Status: Training Type:

Invoices Due Now: FILTER

Menu Forms My

As required by 2 CFR 200.415, by clicking okay below, the grantee is signing this report.

I certify to the best of my knowledge and belief that the report is true, complete, and accurate, and the expenditures, disbursements and cash receipts are for the purposes and objectives set forth in the terms and conditions of the Federal award. I have engaged in local and regional coordination activities to the best of my ability. I am aware that any false, fictitious, or fraudulent information, or the submission of any material that is not substantiated by the grantee.

OK Cancel

Delane Org: RTAP[07/2020-06/2022]Delane Org-0007

AZTA ADOT Conference: Request Approved Last Modified: 11/25/20 10:52:14 AM Amount Requested: \$1,848.84

Reimbursement Due Date: 01/30/2021 Review Date: 11/25/2020

Training Type: AZTA ADOT Conference Event Name: AZTA ADOT Conference Start Date: 12/14/2020 End Date: 12/16/2020

Training Location: Phoenix Address: 1122 N 22d Ave

Registration Fee: \$85.00 City: Phoenix State: AZ

Event Brochure: Test File.docx

Comments:

ADOT Comments:

Sam Smith Last Modified: 11/25/20 04:27:32 PM

Name: Sam Smith Title: Transit Manager Are you using an agency vehicle? Yes No

RTAP – SCHOLARSHIP TRAINING COMPLETED - SUBMIT INVOICE

Invoice is now submitted and will be processed for payment. Once the invoice is reviewed and approved, the system will automatically generate a reimbursement request with the information submitted and approved.

Delane Org: RTAP[07/2020-06/2022]Delane Org*-0007 Email Address: dohde@azdot.gov Phone Number: (760) 238-3503 Expiration Date: 06/30/22

AZTA ADOT Conference: Invoice Submitted to ADOT Last Modified: 11/27/20 12:47:55 PM Amount Requested: \$1,928.84

Reimbursement Due Date: 01/30/2021 Review Date: 11/25/2020 Invoice Submitted: 11/27/20 by DianeTest OhdeTest

Training Type: Event Name: Start Date: End Date:

Training Location: Address:

Registration Fee: City: State:

Event Brochure: [Test File.docx](#)

Comments:

ADOT Comments:

Sam Smith Last Modified: 11/27/20 12:47:55 PM

Name: Title: Are you using an agency vehicle? ☐ Yes ☒ No

Conference/Training Hotel Rate or Out of State travel? ☐ Yes ☒ No Map Link:

	Departure	Return	Lodging	Meals	Total Miles	Mileage \$	Registration Fees	Other expenses	Total	Comments
Pre-Approval Estimated	12/14/2020	12/16/2020	\$625.00	\$120.00	312	\$138.84	\$85.00	\$25.00	\$993.84	
Reimbursement Actual	12/14/2020	12/16/2020	\$650.00	\$130.00	312	\$138.84	\$85.00	\$35.00	\$1,038.84	

Backup Documentation: Paid:

Attendee Uploads

Ginger Tobin Last Modified: 11/27/20 12:47:55 PM

RTAP – MATERIALS/OTHER TRAINING COMPLETED - SUBMIT INVOICE

V. RTAP – Materials/Other Training Completed – Submit Invoice

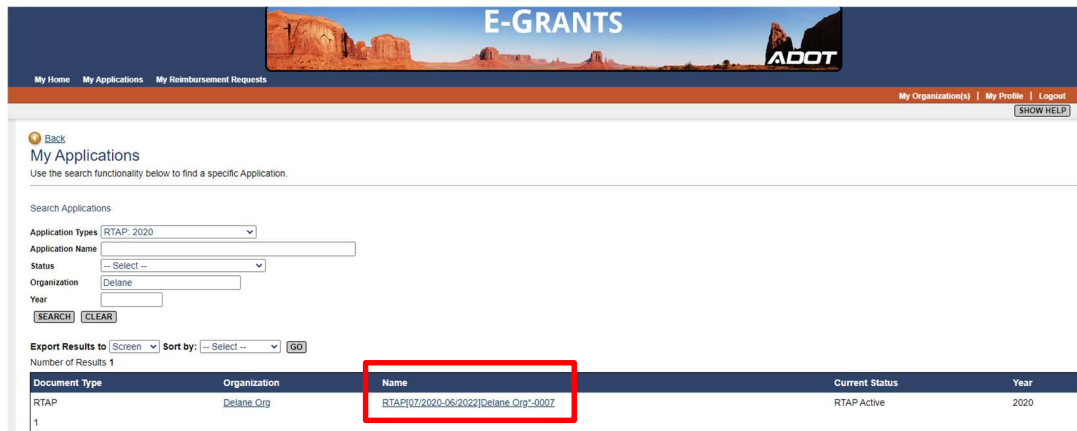
- *Agency Organization Administrator*
- *Agency Authorized Official*
- *Agency Financial Officer*

Note: This section does not apply to ADOT Procured requests.

1. Enter Actuals into Materials/Other Training form.

The Agency will receive an email notification stating their Invoices can be submitted once their request is approved and the training event has occurred. There can only be one Reimbursement Request processed at a time, but if the first Reimbursement Request has been approved and submitted for payment, a second one may begin its life and start going through the process steps.

Navigate to your application and click on your application Name.



E-GRANTS

My Home | My Applications | My Reimbursement Requests

My Organization(s) | My Profile | Logout

SHOW HELP

Back

My Applications

Use the search functionality below to find a specific Application.

Search Applications

Application Types: RTAP: 2020

Application Name:

Status: -- Select --

Organization: Delane

Year:

SEARCH CLEAR

Export Results to: Screen Sort by: -- Select -- GO

Number of Results 1

Document Type	Organization	Name	Current Status	Year
RTAP	Delane Org	RTAP[07/2020-06/2022]Delane Org-0007	RTAP Active	2020

Click on **Materials and Other Training Requests**.



E-GRANTS

My Home | My Applications | My Reimbursement Requests

My Organization(s) | My Profile | Logout

SHOW HELP

Menu Forms Menu Status Changes Management Tools Related Documents and Messages

Back

RTAP Menu - Forms

Please complete all required forms below.

Document Information: RTAP[07/2020-06/2022]Delane Org-0007

Details

Forms

Status	Page Name	Note	Created By	Last Modified By
RTAP Requests	Training and Events			
	Materials and Other Training Requests			

RTAP – MATERIALS/OTHER TRAINING COMPLETED - SUBMIT INVOICE

Click on the Plus Sign next to your organization name.

The screenshot shows the top of the E-GRANTS portal. The header has a blue background with the text "E-GRANTS" and the ADOT logo. Below the header is a navigation bar with links: "My Home", "My Applications", "My Reimbursement Requests", "My Organization(s)", "My Profile", and "Logout". A secondary navigation bar contains links: "Menu", "Forms Menu", "Status Changes", "Management Tools", and "Related Documents and Messages". The main content area shows a "Back" link, the title "RTAP - Materials", and a prompt "Fill out the stuff below". There is a "Status:" dropdown menu and an "Invoices Due Now:" checkbox with a "FILTER" button. At the bottom, a yellow banner displays the organization name "Delane Org: RTAP[07/2020-06/2022]Delane Org-0007", email address "dohde@azdot.gov", phone number "(760) 238-3503", and expiration date "06/30/22".

For **Non-ADOT Procured** request, enter the Actual Amount and attach Supporting Documentation.

Click on **SAVE**.

ADOT Procured requests will be processed by ADOT.

The screenshot shows the "RTAP - Materials" form. It includes a "Status:" dropdown, an "Invoices Due Now:" checkbox, and a "FILTER" button. Below these is a yellow banner with the organization name and contact information. The main part of the form is a table with the following columns: Training Title, Begin Date, End Date, Materials/Other Description, # of Att., ADOT Pro., Amount Requested, Actual Amount, Supporting Documentation, Date Reviewed, Due Date, Amount Paid, Status, and Save. The table contains three rows of data. The first row is for "Defensive Driver Training" with a status of "Request Approved" and a "SAVE" button. The second row is for "CTAA Training" with a status of "Request Approved" and a "SAVE" button. The third row is for a new request with a status of "New Request" and a "SAVE" button. Below the table are sections for "Comment" and "ADOT Comment", each with a text area and a "SAVE COMMENT" button.

Training Title	Begin Date	End Date	Materials/Other Description	# of Att.	ADOT Pro.	Amount Requested	Actual Amount	Supporting Documentation	Date Reviewed	Due Date	Amount Paid	Status	Save
Defensive Driver Training	12/08/2020	12/08/2020	Defensive Driver Manuals	3	<input type="checkbox"/>	\$150.00		Choose File No file chosen	11/25/2020	01/22/21		Request Approved	SAVE
CTAA Training	01/15/2020	01/16/2020	CTAA Manuals	5	<input checked="" type="checkbox"/>	\$0.00		Choose File No file chosen	11/25/2020	03/01/20		Request Approved	SAVE
					<input type="checkbox"/>			Choose File No file chosen		N/A		New Request	SAVE

Select **Invoice Submitted to ADOT** from the dropdown list.

Click on **CHANGE STATUS**.

This screenshot is similar to the previous one, but it shows the status dropdown menu for the first row of the table. The dropdown menu is open, showing options: "Request Approved", "Invoice Submitted", "Request Cancelled", and "Invoice Submitted to ADOT". The "CHANGE STATUS" button is highlighted in blue. The "SAVE" button is also visible. The rest of the form and table structure are identical to the previous screenshot.

RTAP – MATERIALS/OTHER TRAINING COMPLETED - SUBMIT INVOICE

Click **OK**, to certify invoice is true, complete, and accurate . . .

The screenshot shows the 'RTAP - Materials' submission page. A modal window from 'azshared.agatesoftware.com' is displayed, requiring a certification. The modal text states: 'As required by 2 CFR 200.415, by clicking okay below, the grantee is signing this report. I certify to the best of my knowledge and belief that the report is true, complete, and accurate, and the expenditures, disbursements and cash receipts are for the purposes and objectives set forth in the terms and conditions of the Federal award. I have engaged in local and regional coordination activities to the best of my ability. I am aware that any false, fictitious, or fraudulent information, or the submission of any material that was submitted on the previous report will be considered a violation of the terms and conditions of the Federal award.' The 'OK' button is highlighted with a red box.

RTAP - Materials
Fill out the stuff below

Status:
Invoices Due Now: ☐ **FILTER**

Delane Org: RTAP[07/2020-06/2022]Delane Org*-0007 Email Address: dohde@azdot.gov Phone Number: (760) 238-3503 Expiration Date: 06/30/22

Training Title	Begin Date	End Date	Materials/Other Description	# of Att.	ADOT Pro.	Amount Requested	Actual Amount	Supporting Documentation	Date Reviewed	Due Date	Amount Paid	Status	Save
Defensive Driver Training	12/08/2020	12/08/2020	Defensive Driver Manuals	3	<input type="checkbox"/>	\$150.00	\$150.00	Download Choose File No file chosen	11/25/2020	01/22/21		Request Approved Invoice Submitted CHANGE STATUS	SAVE
CTAA Training	01/15/2020	01/16/2020	CTAA Manuals	5	<input checked="" type="checkbox"/>	\$0.00		Choose File No file chosen	11/25/2020	03/01/20		Request Approved CHANGE STATUS	SAVE
					<input type="checkbox"/>			Choose File No file chosen		N/A		New Request	SAVE

Comment

ADOT Comment
 [SAVE COMMENT](#)

Invoice is now submitted and will be processed for payment. Once the invoice is reviewed and approved, the system will automatically generate a reimbursement request with the information submitted and approved.

The screenshot shows the 'RTAP - Materials' submission page after the invoice has been submitted. The status of the 'Defensive Driver Training' row is now 'Invoice Submitted to ADOT', which is highlighted with a red box.

RTAP - Materials
Fill out the stuff below

Status:
Invoices Due Now: ☐ **FILTER**

Delane Org: RTAP[07/2020-06/2022]Delane Org*-0007 Email Address: dohde@azdot.gov Phone Number: (760) 238-3503 Expiration Date: 06/30/22

Training Title	Begin Date	End Date	Materials/Other Description	# of Att.	ADOT Pro.	Amount Requested	Actual Amount	Supporting Documentation	Date Reviewed	Due Date	Amount Paid	Status	Save
Defensive Driver Training	12/08/2020	12/08/2020	Defensive Driver Manuals	3	<input type="checkbox"/>	\$150.00	\$150.00	Download Choose File No file chosen	11/25/2020	01/22/21		Invoice Submitted to ADOT CHANGE STATUS	SAVE
CTAA Training	01/15/2020	01/16/2020	CTAA Manuals	5	<input checked="" type="checkbox"/>	\$0.00		Choose File No file chosen	11/25/2020	03/01/20		Request Approved CHANGE STATUS	SAVE
					<input type="checkbox"/>			Choose File No file chosen		N/A		New Request	SAVE

Comment

ADOT Comment
 [SAVE COMMENT](#)

5310 – APPLICATION PROCESS STEPS

W.5310 Application Process Steps

1	Application In Progress	<ul style="list-style-type: none"> • Application Cancelled • Application Submitted
2	Application Submitted	<ul style="list-style-type: none"> • ADOT Review
3	Application Cancelled	
4	ADOT Review	<ul style="list-style-type: none"> • Review Panel • Application Modifications Required • Application Ineligible
5	Review Panel	<ul style="list-style-type: none"> • Processing Award • Application Modifications Required • Grant Not Funded
6	Application Modifications Required	<ul style="list-style-type: none"> • Application In Progress
7	Application Ineligible	
8	Grant Not Funded	
9	Processing Award	<ul style="list-style-type: none"> • Exhibit A PM Review • Budget Modifications Needed
10	Budget Modifications Needed	<ul style="list-style-type: none"> • Processing Award
11	Exhibit A PM Review	<ul style="list-style-type: none"> • Transit Director Approved auto advance to Notice of Award • Budget Modifications Needed • ADOT Award Modifications Needed • Active Grant • GAE Modifications in Progress
12	ADOT Award Modifications Needed	<ul style="list-style-type: none"> • Exhibit A PM Review • Subrecipient Award Modifications Needed • Active Grant
13	Transit Director Approved	<ul style="list-style-type: none"> • Notice of Award • Processing Award • Grant Not Funded
14	Notice of Award	<ul style="list-style-type: none"> • Ready to Execute
15	Ready to Execute	<ul style="list-style-type: none"> • Prepare GAE • Contract Executed
16	Prepare GAE	<ul style="list-style-type: none"> • Active Grant
17	Contract Executed	<ul style="list-style-type: none"> • Active Grant
18	Active Grant	<ul style="list-style-type: none"> • Grant Closed • ADOT Award Modifications Needed
19	Grant Closed	
20	Subrecipient Award Modifications Needed	<ul style="list-style-type: none"> • ADOT Award Modifications Needed
21	GAE Modifications in Progress	<ul style="list-style-type: none"> • Active Grant • Subrecipient Award Modifications Needed • ADOT Award Modifications Needed • Exhibit A PM Review

5310 & PLANNING REIMBURSEMENT REQUEST PROCESS STEPS

X. 5310 & Planning Reimbursement Request Process Steps

Ordinal	Process Step	Connections	Details
1	Reimbursement Request in Progress	<ul style="list-style-type: none">Reimbursement Request SubmittedReimbursement Request Cancelled	View/Edit
2	Reimbursement Request Submitted	<ul style="list-style-type: none">Accounting ReviewAccounting Review 1	View/Edit
3	Reimbursement Request Cancelled		View/Edit
4	Accounting Review	<ul style="list-style-type: none">Program Manager ReviewReimbursement Rejected - Modifications Required	View/Edit
5	Accounting Review 1	<ul style="list-style-type: none">Accounting Review 2Program Review 1Reimbursement Rejected - Modifications Required	View/Edit
6	Accounting Review 2	<ul style="list-style-type: none">Program Review 1	View/Edit
7	Reimbursement Rejected - Modifications Required	<ul style="list-style-type: none">Reimbursement Request SubmittedReimbursement Request Cancelled	View/Edit
8	Program Manager Review	<ul style="list-style-type: none">Submitted for PaymentReimbursement Rejected - Modifications RequiredGAX Bypass Interface, Already in AFISReject - Ineligible for Funds	View/Edit
9	Program Review 1	<ul style="list-style-type: none">Program Review 2Submitted for PaymentReimbursement Rejected - Modifications RequiredGAX Bypass Interface, Already in AFISReject - Ineligible for Funds	View/Edit
10	Program Review 2	<ul style="list-style-type: none">Submitted for PaymentReimbursement Rejected - Modifications RequiredGAX Bypass Interface, Already in AFISReject - Ineligible for Funds	View/Edit
11	Reject - Ineligible for Funds		View/Edit
12	Submitted for Payment	<ul style="list-style-type: none">Payment Sent to AFIS	View/Edit
13	Payment Sent to AFIS	<ul style="list-style-type: none">Paid	View/Edit
14	GAX Bypass Interface, Already in AFIS	<ul style="list-style-type: none">Paid	View/Edit
15	Paid	<ul style="list-style-type: none">Reimbursement Rejected - Modifications Required	View/Edit

5311 APPLICATION PROCESS STEPSs

Y. 5311 Application Process Steps

Ordinal	Process Step	Connections
1	Application In Progress	<ul style="list-style-type: none"> Application Submitted Application Cancelled
2	Application Submitted	<ul style="list-style-type: none"> ADOT Review
3	Application Cancelled	
4	ADOT Review	<ul style="list-style-type: none"> Review Panel Application Modifications Required Application Ineligible
5	Review Panel	<ul style="list-style-type: none"> Processing Award Application Modifications Required Grant Not Funded
6	Application Modifications Required	<ul style="list-style-type: none"> ADOT Review
7	Application Ineligible	
8	Grant Not Funded	
9	Processing Award	<ul style="list-style-type: none"> Exhibit A PM Review Budget Modifications Needed Direct Transfer to FTA
10	Direct Transfer to FTA	
11	Budget Modifications Needed	<ul style="list-style-type: none"> Processing Award
12	Exhibit A PM Review	<ul style="list-style-type: none"> Transit Director Approved auto advance to Notice of Award Budget Modifications Needed ADOT Award Modifications Needed Active Grant GAE Modifications in Progress
13	ADOT Award Modifications Needed	<ul style="list-style-type: none"> Exhibit A PM Review Subrecipient Award Modifications Needed Active Grant
14	Transit Director Approved	<ul style="list-style-type: none"> Notice of Award Grant Not Funded
15	Notice of Award	<ul style="list-style-type: none"> Prepare GAE
16	Prepare GAE	<ul style="list-style-type: none"> Active Grant ADOT Award Modifications Needed
17	Active Grant	<ul style="list-style-type: none"> Grant Closed ADOT Award Modifications Needed
18	Grant Closed	
19	Subrecipient Award Modifications Needed	<ul style="list-style-type: none"> ADOT Award Modifications Needed
20	GAE Modifications in Progress	<ul style="list-style-type: none"> Active Grant Subrecipient Award Modifications Needed ADOT Award Modifications Needed Exhibit A PM Review

5311 REIMBURSEMENT REQUEST PROCESS STEPS

Z. 5311 Reimbursement Request Process Steps

Ordinal	Process Step	Connections	Details
<input type="checkbox"/> 1	Reimbursement Request in Progress	<ul style="list-style-type: none">Reimbursement Request SubmittedReimbursement Request Cancelled	View/Edit
<input type="checkbox"/> 2	Reimbursement Request Cancelled		View/Edit
<input type="checkbox"/> 3	Reimbursement Request Submitted	<ul style="list-style-type: none">Accounting Review	View/Edit
<input type="checkbox"/> 4	Accounting Review	<ul style="list-style-type: none">Program Manager ReviewReimbursement Rejected - Modifications Required	View/Edit
<input type="checkbox"/> 5	Reimbursement Rejected - Modifications Required	<ul style="list-style-type: none">Reimbursement Request Submitted	View/Edit
<input type="checkbox"/> 6	Program Manager Review	<ul style="list-style-type: none">Submitted for PaymentReimbursement Rejected - Modifications RequiredReject - Ineligible for FundsPVA/GAX BYPASS Interface, Already created in AFIS	View/Edit
<input type="checkbox"/> 7	Reject - Ineligible for Funds		View/Edit
<input type="checkbox"/> 8	Submitted for Payment	<ul style="list-style-type: none">Payment sent to AFIS	View/Edit
<input type="checkbox"/> 9	Payment sent to AFIS	<ul style="list-style-type: none">Paid	View/Edit
<input type="checkbox"/> 10	PVA/GAX BYPASS Interface, Already created in AFIS	<ul style="list-style-type: none">Paid	View/Edit
<input type="checkbox"/> 11	Paid	<ul style="list-style-type: none">Reimbursement Rejected - Modifications Required	View/Edit

PLANNING APPLICATION PROCESS STEPS

AA. Planning Application Process Steps

Ordinal	Process Step	Connections	SAVE SHOW
			Details
1	Subrecipient Application in Process	<ul style="list-style-type: none"> Application Submitted Application Cancelled 	View/Edit
2	ADOT Application in Process	<ul style="list-style-type: none"> Subrecipient Application in Process 	View/Edit
3	Application Submitted	<ul style="list-style-type: none"> ADOT Review 	View/Edit
4	Application Cancelled		View/Edit
5	ADOT Review	<ul style="list-style-type: none"> Review Panel Application Modifications Required Application Ineligible 	View/Edit
6	Application Modifications Required	<ul style="list-style-type: none"> Subrecipient Application in Process ADOT Application in Process 	View/Edit
7	Application Ineligible		View/Edit
8	Review Panel	<ul style="list-style-type: none"> Processing Award Application Modifications Required Grant Not Funded 	View/Edit
9	Grant Not Funded		View/Edit
10	Processing Award	<ul style="list-style-type: none"> Exhibit A PM Review Application Modifications Required 	View/Edit
11	Exhibit A PM Review	<ul style="list-style-type: none"> Notice of Award ADOT Award Modifications Needed Subrecipient Award Modifications Needed Active Grant GAE Modifications in Progress 	View/Edit
12	Notice of Award	<ul style="list-style-type: none"> Subrecipient Accepted Award auto advance to Prepare GAE Appealed 	View/Edit
13	Appealed	<ul style="list-style-type: none"> Notice of Award Processing Award Grant Not Funded 	View/Edit
14	Subrecipient Accepted Award	<ul style="list-style-type: none"> Prepare GAE 	View/Edit
15	Prepare GAE	<ul style="list-style-type: none"> Active Grant 	View/Edit
16	Active Grant	<ul style="list-style-type: none"> ADOT Award Modifications Needed Grant Closed 	View/Edit
17	ADOT Award Modifications Needed	<ul style="list-style-type: none"> Subrecipient Award Modifications Needed Exhibit A PM Review Active Grant 	View/Edit
18	Subrecipient Award Modifications Needed	<ul style="list-style-type: none"> Exhibit A PM Review 	View/Edit
19	GAE Modifications in Progress	<ul style="list-style-type: none"> Active Grant ADOT Award Modifications Needed 	View/Edit
20	Grant Closed		View/Edit