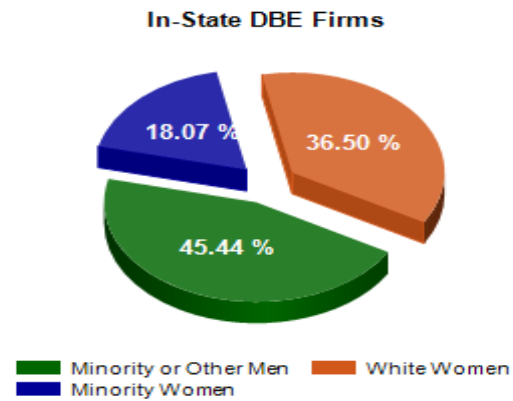
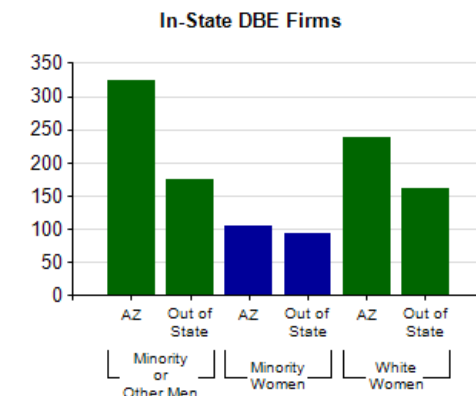
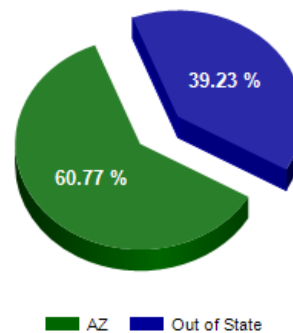


Category	# of Firms	% of Firms
Minority Women	198	18.07%
Minority or Other Men	498	45.44%
White Women	400	36.50%
	1096	



Category	State	# of Firms	% of Firms
Minority or Other Men	AZ	323	29.47%
	Out of State	175	15.97%
Minority Women	AZ	104	9.49%
	Out of State	94	8.58%
White Women	AZ	239	21.81%
	Out of State	161	14.69%

In-State DBE Firms



Total DBE Firms 1096 100.00%

Report Calculations		
in	666	60.77%
out	430	39.23%
Total	1096	

Minority W	198	18.07%
Minority M	498	45.44%
Non Minority W	400	36.50%
Total	1096	100.00%

Changed to 44.43 for submission due to Rounding issue