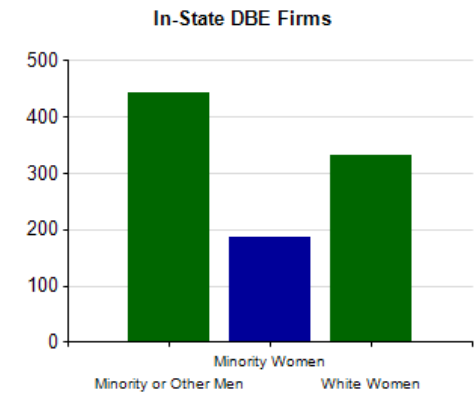
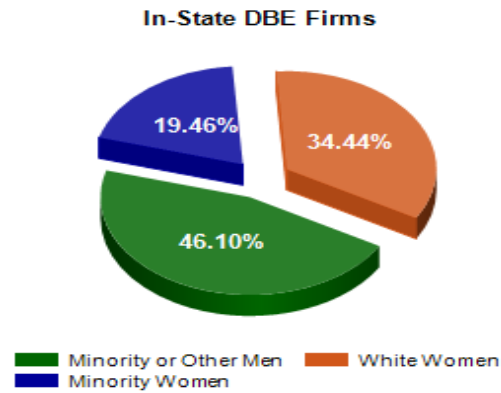
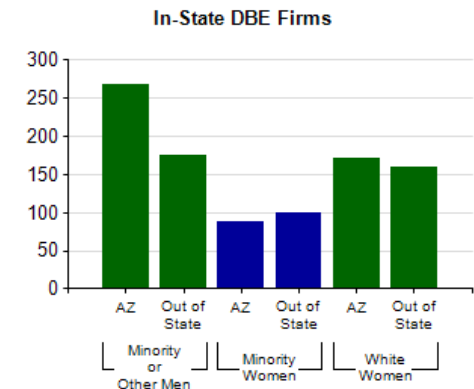
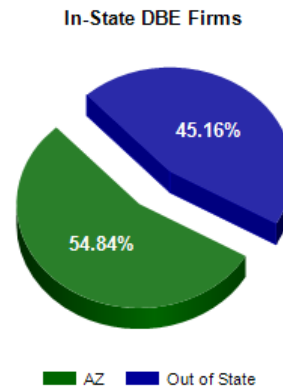


Category	# of Firms	% of Firms
Minority Women	187	19.46%
Minority or Other Men	443	46.10%
White Women	331	34.44%
	961	



Category	State	# of Firms	% of Firms
Minority or Other Men	AZ	268	27.89%
	Out of State	175	18.21%
Minority Women	AZ	88	9.16%
	Out of State	99	10.30%
White Women	AZ	171	17.79%
	Out of State	160	16.65%
Total DBE Firms		961	100.00%



Report Calculations		
in	527	54.84%
out	434	45.16%
Total	961	
Minority W	187	19.46%
Minority M	443	46.10%
Non Minority W	331	34.44%
Total	961	100.00%